



Update_2_0_68

Clinical Reminders

VA-NUR SUR FIRE RISK ASSESSMENT

Install Guide

April 2019

Product Development
Office of Information Technology
Department of Veterans Affairs

Table of Contents

INTRODUCTION 1
INSTALL DETAILS 2
INSTALL EXAMPLE 2
POST INSTALLATION 6

Introduction

Description:

A national standardized nursing care plan for a Fire Risk Assessment to meet new Joint Commission requirements (EC.02.03.01) for surgery during the Time Out Safety Checklist. The current VISTA surgical package nursing intraoperative note cannot be updated to address the new requirement. Contact for any questions: Lisa Warner

UPDATE_2_0_68 contains 1 Reminder Exchange entry:

UPDATE_2_0_68 VA-NUR SUR FIRE RISK ASSESSMENT

The exchange file contains the following components:

TIU TEMPLATE FIELD

WORD 2 LINES

JMP TEXT BOX-TWO LINES

EDUCATION TOPICS

NONE

HEALTH FACTORS

VA-REMINDER UPDATES

VA-UPDATE_2_0_68

VA-OR FIRE RISK [C]

VA-FIRE RISK A NO

VA-FIRE RISK A YES

VA-FIRE RISK B NO

VA-FIRE RISK B YES

VA-FIRE RISK C NO

VA-FIRE RISK C YES

VA-FIRE RISK D NO

VA-FIRE RISK D YES

VA-FIRE RISK E NO

VA-FIRE RISK E YES

VA-FIRE RISK OUTCOME 1

VA-FIRE RISK OUTCOME 2

REMINDER SPONSOR

OFFICE OF NURSING SERVICES

REMINDER TERM

VA-REMINDER UPDATE_2_0_68

REMINDER DIALOG

VA-NUR SUR FIRE RISK ASSESSMENT

Install Details

This update is being distributed as a web host file. The address for the host file is:

http://vista.med.va.gov/reminders/UPDATE_2_0_68.PRD

The file will be installed using Reminder Exchange, programmer access is not required.

Installation:

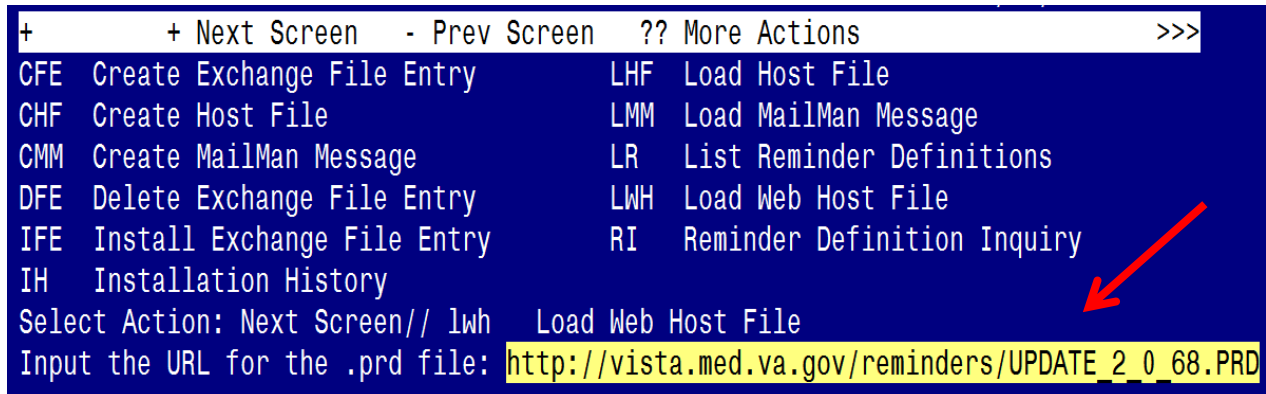
=====

This update can be loaded with users on the system. Installation will take **less than 15 minutes**.

Install Example

To Load the Web Host File. Navigate to Reminder exchange in Vista

```
+      + Next Screen  - Prev Screen  ?? More Actions  >>>
CFE  Create Exchange File Entry      LHF  Load Host File
CHF  Create Host File                 LMM  Load MailMan Message
CMM  Create MailMan Message           LR   List Reminder Definitions
DFE  Delete Exchange File Entry       LWH  Load Web Host File
IFE  Install Exchange File Entry      RI   Reminder Definition Inquiry
IH   Installation History
Select Action: Next Screen// lwh    Load Web Host File
Input the URL for the .prd file: http://vista.med.va.gov/reminders/UPDATE\_2\_0\_68.PRD
```



At the **Select Action:** prompt, enter **LWH** for Load Web Host File

At the **Input the url for the .prd file:** prompt, type the following web address:

http://vista.med.va.gov/reminders/UPDATE_2_0_68.PRD

```
http://vista.med.va.gov/reminders/UPDATE\_2\_0\_68.PRD successfully loaded.
```



You should see a message at the top of your screen that the file successfully loaded.

Search and locate an entry titled **UPDATE_2_0_68 VA-NUR SUR FIRE RISK ASSESSMENT** in reminder exchange.

| +Item | Entry | Source | Date Packed |
|---|---|-------------------------|-----------------------------|
| 123 | UPDATE_2_0_68 VA-NUR SUR FIRE RISK ASSESSMENT | PLOTT@SALT LAKE CI | 02/22/2019@12:22 |
| 124 | UPDATE_2_0_7 | MONTGOMERY@SALT LAKE CI | 10/06/2015@11:24 |
| 125 | UPDATE_2_0_70 VA-VHA CHOICE/PC CC APPROVAL FOR MEDICAL CARE | GRIFFITH@SALT LAKE CI | 12/14/2018@07:59 |
| 126 | UPDATE_2_0_71 VA-ORAL CARE TEMPLATE | SMALLEY@SALT LAKE CI | 12/20/2018@09:50 |
| 127 | UPDATE_2_0_8 ALC FOLLOW-UP ONLY | MONTGOMERY@SALT LAKE CI | 02/03/2017@09:26 |
| 128 | UPDATE_2_0_8 MH UPDATES | MONTGOMERY@SALT LAKE CI | 01/20/2017@12:26 |
| + + Next Screen - Prev Screen ?? More Actions >>> | | | |
| CFE | Create Exchange File Entry | LHF | Load Host File |
| CHF | Create Host File | LMM | Load MailMan Message |
| CMM | Create MailMan Message | LR | List Reminder Definitions |
| DFE | Delete Exchange File Entry | LWH | Load Web Host File |
| IFE | Install Exchange File Entry | RI | Reminder Definition Inquiry |
| IH | Installation History | | |
| Select Action: Next Screen// 123 | | | |

At the **Select Action** prompt, enter **IFE** for Install Exchange File Entry
Enter the number that corresponds with your entry titled **UPDATE_2_0_68 VA-NUR SUR FIRE RISK ASSESSMENT** (in this example it is entry 123 it will vary by site)

| Component | Category | Exists |
|--|------------------------|----------------------------------|
| Source: PLOTT,JOSEPH G at SALT LAKE CITY | | |
| Date Packed: 02/22/2019@12:22:10 | | |
| Package Version: 2.0P35 | | |
| Description: | | |
| The following Clinical Reminder items were selected for packing: | | |
| REMINDER DIALOG | | |
| VA-NUR SUR FIRE RISK ASSESSMENT | | |
| REMINDER TERM | | |
| VA-REMINDER UPDATE_2_0_68 | | |
| Keywords: | | |
| Components: | | |
| + Enter ?? for more actions >>> | | |
| IA | Install all Components | IS Install Selected Component |
| Select Action: Next Screen// | | |

At the **Select Action** prompt, type **IA** for Install all Components and hit enter.
 Select Action: Next Screen// **IA Install all Components**

You will see several prompts, for all new entries you will choose **I to Install**

For the following ‘existing’ entry choose **S to Skip**:

TIU TEMPLATE FIELD entry named WORD 2 LINES already exists but the packed component is different, what do you want to do?

Select one of the following:

- C Create a new entry by copying to a new name
- O Overwrite the current entry
- U Update
- Q Quit the install
- S Skip, do not install this entry

Enter response: O// **s Skip, do not install this entry**

You will be prompted to install the reminder dialog component:

```

Packed reminder dialog: VA-NUR SUR FIRE RISK ASSESSMENT [NATIONAL DIALOG]
  
```

| Item | Seq. | Dialog Findings | Type | Exists |
|------|-----------|--|---------|--------|
| 1 | | VA-NUR SUR FIRE RISK ASSESSMENT | dialog | |
| 2 | 10 | VA-NUR SUR FIRE RISK ASSESSMENT VERSION Finding: *NONE* | element | |
| 3 | 20 | VA-GP NUR OR PART B FIRE BOX Finding: *NONE* | group | |
| 4 | 20.5 | VA-GP NUR OR PART B FIRE Finding: *NONE* | group | |
| 5 | 20.5.5 | VA-GP NUR OR K SPACE Finding: *NONE* | group | |
| 6 | 20.5.10 | VA-GP NUR OR PART B FIRE INTER Finding: *NONE* | group | |
| 7 | 20.5.10.5 | VA-GP NUR OR PART B FIRE INTER ALCOHOL Finding: *NONE* | group | |

```

+ + Next Screen - Prev Screen ?? More Actions
DD Dialog Details DT Dialog Text IS Install Selected
DF Dialog Findings DU Dialog Usage QU Quit
DS Dialog Summary IA Install All
Select Action: Next Screen//
  
```

At the **Select Action** prompt, type **IA** to install the dialog – **VA-NUR SUR FIRE RISK ASSESSMENT**

Select Action: Next Screen// **IA Install All**

Install reminder dialog and all components with no further changes: Y// **Yes**

```

Packed reminder dialog: VA-NUR SUR FIRE RISK ASSESSMENT [NATIONAL DIALOG]
VA-NUR SUR FIRE RISK ASSESSMENT (reminder dialog) installed from exchange file.
Item  Seq. Dialog Findings                               Type  Exists
-----
1      VA-NUR SUR FIRE RISK ASSESSMENT                    dialog  X
2      2 VA-NUR SUR FIRE RISK ASSESSMENT VERSION          element  X
      Finding: *NONE*
3      5 VA-GP NUR OR PART B FIRE BOX                      group   X
      Finding: *NONE*
4      5.5 VA-GP NUR OR PART B FIRE                       group   X
      Finding: *NONE*
5      5.5.5 VA-GP NUR OR K SPACE                          group   X
      Finding: *NONE*
6      5.5.10 VA-GP NUR OR PART B FIRE INTER              group   X
      Finding: *NONE*
7      5.5.10.5 VA-GP NUR OR PART B FIRE INTER ALCOHOL   group   X
      Finding: *NONE*
+      + Next Screen  - Prev Screen  ?? More Actions
DD  Dialog Details      DT  Dialog Text      IS  Install Selected
DF  Dialog Findings    DU  Dialog Usage     QU  Quit
DS  Dialog Summary     IA  Install All
Select Action: Next Screen// Q

```

When the dialog has completed installation, you will then be returned to this screen. At the **Select Action** prompt, type **Q**.

```

Component                                     Category  Exists
-----
Source:      PLOTT,JOSEPH G at SALT LAKE CITY
Date Packed: 02/22/2019@12:22:10
Package Version: 2.0P35

Description:
The following Clinical Reminder items were selected for packing:
REMINDER DIALOG
  VA-NUR SUR FIRE RISK ASSESSMENT

REMINDER TERM
  VA-REMINDER UPDATE_2_0_68

Keywords:

Components:

+      + Next Screen  - Prev Screen  ?? More Actions  >>>
IA  Install all Components      IS  Install Selected Component
Select Action: Next Screen// Q

```

When the dialog has completed installation, you will then be returned to this screen. At the **Select Action** prompt, type **Q**.

Install complete.

Post Installation

1. Make the Dialog able to be attached to a Personal/Shared template or to a progress note title.

From the Reminders Manager Menu:

Select Reminder Managers Menu Option: **CP CPRS Reminder Configuration**

- CA Add/Edit Reminder Categories
- CL CPRS Lookup Categories
- CS CPRS Cover Sheet Reminder List
- MH Mental Health Dialogs Active
- PN Progress Note Headers
- RA Reminder GUI Resolution Active

TIU TIU Template Reminder Dialog Parameter

- DL Default Outside Location
- PT Position Reminder Text at Cursor

Select CPRS Reminder Configuration Option: **TIU TIU Template Reminder Dialog Parameter**

Reminder Dialogs allowed as Templates may be set for the following:

- 1 User USR [choose from NEW PERSON]
- 3 Service SRV [choose from SERVICE/SECTION]
- 4 Division DIV [choose from INSTITUTION]
- 5 System SYS [NATREM.FO-SLC.MED.VA.GOV]

Enter selection: **5** *Choose the appropriate number for your site. Your site may do this by System or other levels. The example below uses SYSTEM level*

Setting Reminder Dialogs allowed as Templates for System:

Select Display Sequence: **?**

- 148 VA-VETERANS CHOICE NOTE
- 149 VA-TBI SCREENING

*When you type a question mark above, you will see the list of #'s (with dialogs) that are already taken. Choose a number **NOT** on this list. For this example, looking above I see the number 150 is not present, so I will use 150.*

Select Display Sequence: **150**

Are you adding 150 as a new Display Sequence? Yes// **Y YES**

Display Sequence: 150// **<Enter>** 150

Clinical Reminder Dialog: **VA-NUR SUR FIRE RISK ASSESSMENT**

then **<enter>**

OK? Yes// **<Enter>** (Yes)

2. Setup of Note title

The **VA-NUR OPERATING ROOM/PROCEDURE FIRE RISK ASSESSMENT** note title should be created to be used with this reminder dialog template. *** If your site prefers, you can choose NOT to include "VA-" when creating the note title (i.e. you can create the title as **NUR OPERATING ROOM/PROCEDURE FIRE RISK ASSESSMENT**) ***

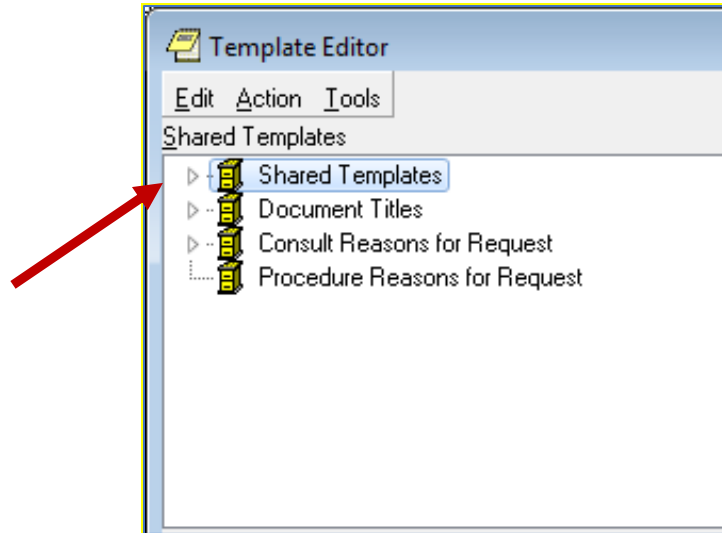
Name: **VA-NUR OPERATING ROOM/PROCEDURE FIRE RISK ASSESSMENT**

VHA Enterprise Standard Title: **NURSING NOTE**

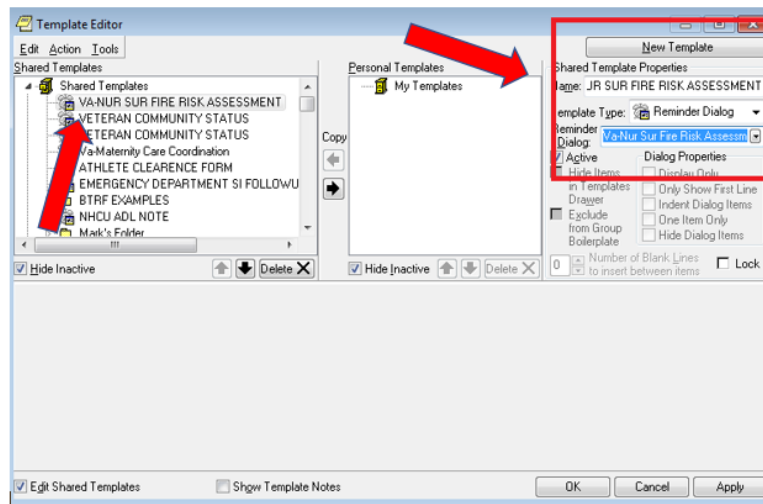
Comprehensive information on Creating Document Definitions can be found beginning on page 47 of the [TIU/ASU Implementation Guide](#).

3. Add the reminder dialog template as a stand-alone shared template

- Open Template Editor
- Click 'triangle' to left of Shared Templates to expand
- Select the folder(s) that the reminder dialog template should be located



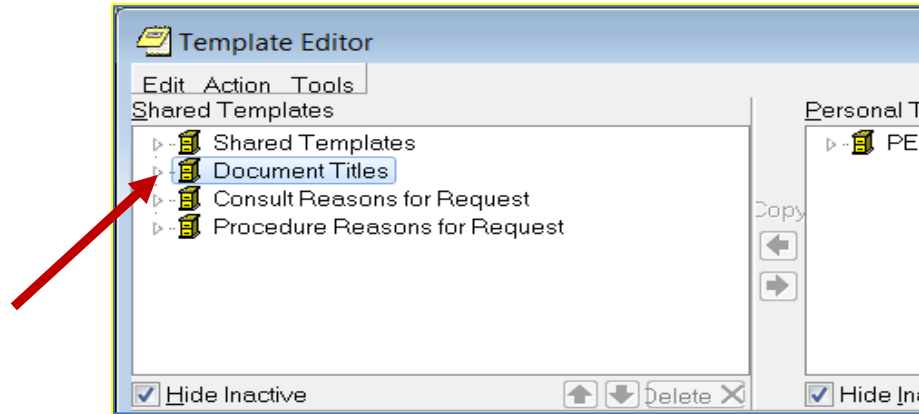
- Click New Template button
- Type **VA-NUR SUR FIRE RISK ASSESSMENT** in the Name box
- Click down arrow and Click on Reminder Dialog in Template Type Box
- Type **VA-NUR SUR FIRE RISK ASSESSMENT** in Reminder Dialog box
- Click Apply



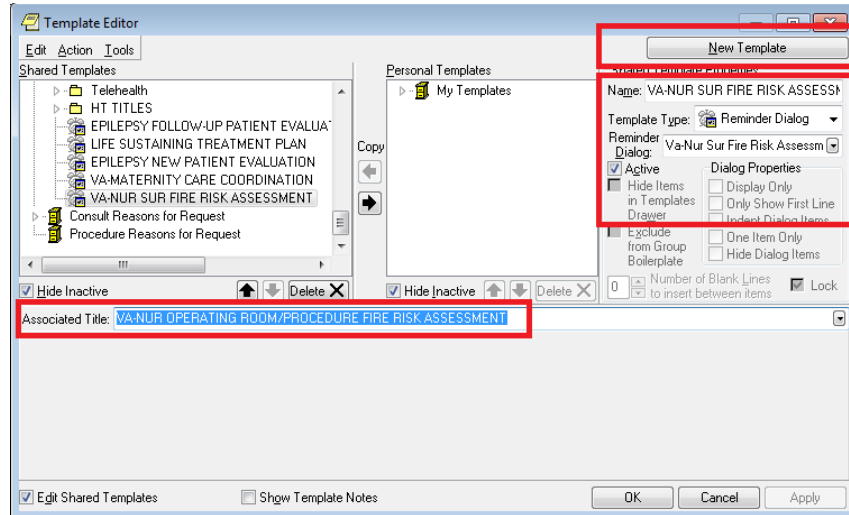
Test the shared template in CPRS to verify that the template opens when selected

4. Associate the reminder dialog with the note title

- Open Template Editor
- Click 'triangle' to left of Document Titles to expand



- Click New Template button
- Type **VA-NUR SUR FIRE RISK ASSESSMENT** in the Name box
- Click down arrow and Click on Reminder Dialog in Template Type Box
- Type **VA-NUR SUR FIRE RISK ASSESSMENT** in Reminder Dialog box
- Type **VA-NUR OPERATING ROOM/PROCEDURE FIRE RISK ASSESSMENT** in Associated Title Box
- Click Apply



Test the progress note title in CPRS to see new template is attached.

NOTE: If you require further technical assistance, if there are any questions or problems during the installation, please notify your local IT support to log a national help desk ticket or contact the VA Service Desk and have them submit a national ticket to:

Category: Enterprise Applications

Subcategory: Applications

Enterprise Application: Vista - Clinical Reminders

Assignment Group: NTL SUP Clin 2