



**KERNEL
DEVELOPER'S GUIDE**

Version 8.0

July 1995

Revised July 2012

Department of Veterans Affairs (VA)
Office of Information & Technology (OIT)
Product Development (PD)

Revision History



NOTE: The following table displays the revision history for this document.

Table i. Documentation revision history

Date	Revision	Description	Author
07/26/2012	11.0	<p>Updates:</p> <ul style="list-style-type: none"> • <code>\$\$\$SETUP1^XQALERT</code>: Send Alerts. Corrected the descriptions for the <code>XQAARCH</code> and <code>XQASUPV</code> variables based on feedback from Joel Ivey. • Updated the "OPEN^%ZISUTL(): Open Device with Handle" API. Corrected reference to the <code>CLOSE^%ZISUTL()</code>: Close Device with Handle API, based on feedback from H. Westra. • Added the "XU USER START-UP Option" section. The XU USER START-UP option was added with Kernel Patch XU*8.0*593. • Reordered sections in Chapter 25, "Toolkit: Developer Tools," to discuss all APIs before general Toolkit developer tools/options. • Added/Promoted the "XINDEX" section section based on the following: <ul style="list-style-type: none"> ○ Open Source Electronic Health Record Agent (OSEHRA) software quality certification dashboard review of Vista Freedom of Information Act (FOIA) code using the XINDEX tool by Greg Woodhouse and Rick Avila. ○ Code review and updates by Ron DiMiceli related to Kernel Toolkit Patch XT*7.3*132. ○ Created a new VA Intranet Kernel Toolkit XINDEX website: http://vawww.vista.med.va.gov/kernel/xindex/index.shtml • Updated the "%Index of Routines Option—XINDEX" based on addition of new XINDEX section and feedback from developer related to Kernel Toolkit Patch XT*7.3*132. • Added the <code>TOUCH^XUSCLEAN</code>: Notify 	<p>Oakland, CA Office of Information Field Office (OIFO):</p> <ul style="list-style-type: none"> • Maintenance Project Manager—Jack Schram • Developers—Gary Beuaschel, Ron DiMiceli, Joel Ivey, Herlan Westra, and Greg Woodhouse • Technical Writer—Thom Blom

Revision History

Date	Revision	Description	Author
		<p>Kernel of Tasks that Run 7 Days or Longer API to this document after already being added to VA Intranet online Kernel APIs (http://vaww.vista.med.va.gov/kernel/apis/index.shtml); based on email from Gary Beuschel dated 02/08/11.</p> <ul style="list-style-type: none"> • Revised all version numbers in the "Revision History" section. • Updated the "Orientation" section. • Updated the overall document for current national documentation standards and style guides. For example: <ul style="list-style-type: none"> ○ Changed all Heading <i>n</i> styles to use Arial font. ○ Changed all Heading <i>n</i> styles to be left justified. <p>Software Versions: Kernel 8.0 Toolkit 7.3</p>	
10/18/2011	10.1	<p>Updates:</p> <ul style="list-style-type: none"> • Updated the "STDNAME^XLFNAME(): Name Standardization Routine" API for Kernel Patch XU*8.0*535. • Updated formatting and internal styles. <p>Software Versions: Kernel 8.0 Toolkit 7.3</p>	<p>Oakland, CA Office of Information Field Office (OIFO):</p> <ul style="list-style-type: none"> • Maintenance Project Manager—Jack Schram • Developer—Raul Mendoza • Technical Writer—Thom Blom
09/15/2011	10.0	<p>Updates:</p> <ul style="list-style-type: none"> • Made opt parameter optional in the \$\$EN^MXMLDOM(): XML—Initial Processing, Build In-memory Image API. • Added Cautionary Note to the \$\$CREATE^XUSAP: Create Application Proxy User API. • Updated the \$\$SCH^XLFDT(): Next Scheduled Runtime API examples, as per suggestion by developer via email. • Updated the \$\$SCREEN^XTID(): Get Screening Condition (Term/Concept) API based on Remedy #HD000000391324. • Made other minor format, style, grammar, and punctuation updates. 	<p>Oakland, CA Office of Information Field Office (OIFO):</p> <ul style="list-style-type: none"> • Maintenance Project Manager—Jack Schram • Developer—Gary Beuschel & Ron DiMiceli • Technical Writer—Thom Blom

Date	Revision	Description	Author
		<ul style="list-style-type: none"> • Updated ^%ZTER: Kernel Standard Error Recording Routine API to remove statement about NEWing all variables. This does <i>not</i> apply for this API. • Changed all reference to NEWing variables from "NEW all variables." to "NEW all non-namespaced variables" and removed follow-up explanation throughout the document. • Updated \$\$DELETE^XPDMENU(): Delete Menu Item API. Corrected documentation to show this as an extrinsic function. • Updated \$\$LKOPT^XPDMENU(): Look Up Option IEN API. Corrected documentation to show this as an extrinsic function. • Added the new \$\$TYPE^XPDMENU(): Get Option Type API. • Added Section 25.5, "Toolkit—HTTP Client APIs." and the following APIs: <ul style="list-style-type: none"> ○ \$\$GETURL^XTHC10: Return URL Data Using HTTP. ○ \$\$ENCODE^XTHCURL: Encodes a Query String. ○ \$\$MAKEURL^XTHCURL: Creates a URL from Components. ○ \$\$PARSEURL^XTHCURL: Parses a URL. ○ \$\$DECODE^XTHCUTL: Decodes a String. • Updates Section 14.2.4.3.2, "Sending Security Codes to include reference to VA FileMan FILESEC^DDMOD to set security access. • Updated/Clarified Section 14.2.4.3.5, "Partial DD (Some Fields)," and added Figure 34. KIDS: Partial DD—Choosing DD levels (top level and Multiple) to send. • Added NOTE regarding Class 3 and FORCED queuing related to Kernel Patches XU*8.0*546/556 to the top of Chapter 5, "Device Handler: Developer Tools." • Updated the "\$\$LAST^XPDUTL(): Last 	

Date	Revision	Description	Author
		<p>Software Patch" API based on Kernel Patch XU*8.0*559.</p> <ul style="list-style-type: none"> Added the XPDNM("TST") and XPDNM("SEQ") variables to Table 7. KIDS: Key variables during the environment check and Table 11. KIDS: Key variables during the pre- and post-install routines, as per Kernel Patch XU*8.0*559. <p>Software Versions: Kernel 8.0 Toolkit 7.3</p>	
03/18/2010	9.0	<p>Added the text "Any routine that is specified will be automatically sent by KIDS. You do not have to list the routine in the Build Components section." to the following sections in this manual:</p> <ul style="list-style-type: none"> 14.3.1, "Environment Check Routine." 14.3.3, "Pre- and Post-Install Routines: Special Features." <p>Software Versions: Kernel 8.0 Toolkit 7.3</p>	<p>Oakland, CA OIFO:</p> <ul style="list-style-type: none"> Maintenance Project Manager—Jack Schram Developer—Ron DiMiceli Technical Writer—Thom Blom
11/16/2009	8.0	<p>Updates:</p> <ul style="list-style-type: none"> Added the SUROFOR^XQALSURO(): Return a Surrogate's List of Users API. Deleted SUROLIST^XQALSUR1 API and added the SUROLIST^XQALSURO(): List Surrogates for a User API. Updated APIs to change input parameter to Input Variable for EN^XQH: Display Help Frames and EN1^XQH: Display Help Frames APIs. Updated input variable for ^%ZTER: Kernel Standard Error Recording Routine API. Updated WITNESS^XUVERIFY(): Return IEN of Users with A/V Codes & Security Keys API. Updated Chapter 16, "Miscellaneous: Developer Tools." Added the following topics from the <i>Kernel Systems Management Guide</i> to the <i>Kernel Developer's Guide</i>, because the 	<p>Oakland, CA OIFO:</p> <ul style="list-style-type: none"> Maintenance Project Manager—Jack Schram Developers—Joel Ivey and Wally Fort Technical Writer—Thom Blom

Date	Revision	Description	Author
		<p>functions documented are more developer-related than system management-related:</p> <ul style="list-style-type: none"> • Programmer Options Menu • ^%Z Editor • Updated Chapter 25, "Toolkit: Developer Tools." Added the following topics from the <i>Kernel Systems Management Guide</i> to the <i>Kernel Developer's Guide</i>, because the functions documented are more developer-related than system management-related: <ul style="list-style-type: none"> • Toolkit—Routine Tools • Toolkit—Verification Tools • Updated the introductory content in Chapter 28, "XGF Function Library: Developer Tools." Moved the XGF Function Library content from the <i>Kernel Systems Management Guide</i> to the <i>Kernel Developer's Guide</i>, because the functions documented are more developer-related than system management-related. • Reviewed and updated all chapters for minor format changes (e.g., bulleted lists and tables), style updates, spelling, and grammar fixes. • Added GSEL node to ^%ZOSF(): Operating System-dependent Logic Global API. <p>Software Versions:</p> <p>Kernel 8.0</p> <p>Toolkit 7.3</p>	
07/09/2009	7.4	<p>Updates:</p> <ul style="list-style-type: none"> • After developer re-review, corrected reference type from "Controlled Subscription" back to "Supported" for the \$\$OS^%ZOSV: Get Operating System Information API and updated the IA# to 10097. Updated the FORUM ICR. • Added IA# 10097 to the \$\$VERSION^%ZOSV(): Get OS Version Number or Name API. <p>Software Versions:</p> <p>Kernel 8.0</p>	<p>Oakland, CA OIFO:</p> <ul style="list-style-type: none"> • Maintenance Project Manager—Jack Schram • Developer—Gary Beuschel • Technical Writer—Thom Blom

Date	Revision	Description	Author
		Toolkit 7.3	
07/02/2009	7.3	Updates: <ul style="list-style-type: none"> • Corrected reference type from "Supported" to Controlled Subscription" for the \$\$OS^%ZOSV: Get Operating System Information API. Software Versions: Kernel 8.0 Toolkit 7.3	Oakland, CA OIFO: <ul style="list-style-type: none"> • Maintenance Project Manager—Jack Schram • Developer—Gary Beuschel • Technical Writer—Thom Blom
06/23/2009	7.2	Updates: <ul style="list-style-type: none"> • Added new topic, "Long Running Tasks—Using ^%ZIS" to Chapter 24. • Renamed "Writing Two-step Tasks" topic to "Long Running Tasks—Writing Two-step Tasks" in Chapter 24. • Reformatted document to add outline numbering. Software Versions: Kernel 8.0 Toolkit 7.3	Oakland, CA OIFO: <ul style="list-style-type: none"> • Maintenance Project Manager—Jack Schram • Developer—Gary Beuschel • Technical Writer—Thom Blom
05/04/2009	7.1	Updates: <ul style="list-style-type: none"> • Patch XT*7.3*111, released FEB 13, 2009. Included new section titled "Toolkit—Data Standardization APIs" in the Toolkit: Developer Tools chapter in this manual. • Background: Toolkit—Developed Data Standardization APIs to support Data Standardization's effort to allow the mapping of one term to another term. Software Versions: Kernel 8.0 Toolkit 7.3	Oakland, CA OIFO: <ul style="list-style-type: none"> • Maintenance Project Manager—Jack Schram • Developer—Gary Beuschel • Technical Writer—Thom Blom
04/27/2009	7.0	Updates: <ul style="list-style-type: none"> • Updated \$\$SCREEN^XTID(): Get Screening Condition (Term/Concept) API (IA# 4631) for Kernel Toolkit Patch XT*7.3*108. • Updated ^XUWORKDY: Workday Calculation (Obsolete) API. • Added \$\$EN^XUWORKDY: Number of 	Oakland, CA OIFO: <ul style="list-style-type: none"> • Maintenance Project Manager—Jack Schram • Developers—Gary Beuschel, Alan Chan, Wally Fort, Jose Garcia, Joel Ivey, Raul Mendoza, Roger Metcalf, Skip Ormsby,


Date	Revision	Description	Author
		<p>Workdays Calculation API.</p> <ul style="list-style-type: none"> • Added \$\$WORKDAY^XUWORKDY: Workday Validation API. • Added \$\$WORKPLUS^XUWORKDY: Workday Offset Calculation API. • Updated \$\$PATCH^XPDUTL(): Verify Patch Installation. • Updated the "Orientation" section. • Updated organizational references. • Minor format updates (e.g., reordered the document Revision History table to display latest to earliest). • Other minor format updates to correspond with the latest standards and style guides. <p>Software Versions: Kernel 8.0 Toolkit 7.3</p>	<p>and Ba Tran.</p> <ul style="list-style-type: none"> • Technical Writer—Thom Blom
10/28/2008	6.3	<p>Updates:</p> <ul style="list-style-type: none"> • Table 23: Added "DEV" entity and corrected the OE/RR LIST file number from "101.21" to the correct "100.21" file number. • Updated references to the CHCKSUM^XTSUMBLD direct mode utility and added references to CHECK^XTSUMBLD and CHECK1^XTSUMBLD routines in Table 25 in Chapter 25, "Toolkit: Developer Tools." • Minor format updates. <p>Software Versions: Kernel 8.0 Toolkit 7.3</p>	<p>Oakland, CA OIFO:</p> <ul style="list-style-type: none"> • Maintenance Project Manager—Jack Schram • Developers—Gary Beuschel, Alan Chan, Wally Fort, Jose Garcia, Joel Ivey, Raul Mendoza, Roger Metcalf, Skip Ormsby, and Ba Tran. • Technical Writer—Thom Blom
10/01/2008	6.2	<p>Updates:</p> <ul style="list-style-type: none"> • Minor format updates (e.g., reordered document Revision History table to display latest to earliest). • DE^XUSHSHP: Decrypt Data String API. • EN^XUSHSHP: Encrypt Data String API. • HASH^XUSHSHP: Hash Electronic 	<p>Oakland, CA OIFO:</p> <ul style="list-style-type: none"> • Maintenance Project Manager—Jack Schram • Developers—Gary Beuschel, Alan Chan, Wally Fort, Jose Garcia, Joel Ivey, Raul Mendoza, Roger Metcalf, Skip Ormsby,

Revision History

Date	Revision	Description	Author
		<p>Signature Code.</p> <p>Software Versions:</p> <p>Kernel 8.0</p> <p>Toolkit 7.3</p>	<p>and Ba Tran.</p> <ul style="list-style-type: none"> • Technical Writer—Thom Blom
08/07/2008	6.1	<p>Updates:</p> <ul style="list-style-type: none"> • Made general formatting and organizational reference changes where appropriate. • Changed references from "%INDEX" to "XINDEX" where appropriate. • Updated Table 6, last two entries. • Updated "PRE-TRANSPORTATION ROUTINE field (#900)" topic to show use of the XPDGREF variable in Pre-install, Environment Check, and/or Post-install routines. • Removed Appendix A—KIDS Build Checklists (Obsolete). • API Updates: • \$\$MV^%ZISH(): Rename Host File. • \$\$NODEV^XUTMDEVQ(): Force Queuing—No Device Selection—Updated input parameters. • \$\$INSTALDT^XPDUTL(): Return All Install Dates/Times. • UPDATE^XPDID(): Update Install Progress Bar. • Moved INIT^XPDID: Progress Bar Emulator: Initialize Device and Draw Box Borders API to "Miscellaneous: Developer Tools" section. • Moved TITLE^XPDID(): Progress Bar Emulator: Display Title Text API to "Miscellaneous: Developer Tools" section. • Moved EXIT^XPDID(): Progress Bar Emulator: Restore Screen, Clean Up Variables, and Display Text API to "Miscellaneous: Developer Tools" section. • OP^XQCHK: Current Option Check. • ENDR^%ZISS: Set Up Specific Screen Handling Variables. 	<p>Oakland, CA OIFO:</p> <ul style="list-style-type: none"> • Maintenance Project Manager—Jack Schram • Developers—Gary Beuschel, Alan Chan, Wally Fort, Jose Garcia, Joel Ivey, Raul Mendoza, Roger Metcalf, Skip Ormsby, and Ba Tran. • Technical Writer—Thom Blom

Date	Revision	Description	Author
		<ul style="list-style-type: none"> • \$\$ASKSTOP^%ZTLOAD: Stop TaskMan Task. <p>Software Versions:</p> <p>Kernel 8.0</p> <p>Toolkit 7.3</p>	
01/07/2008	6.0	<p>API Updates:</p> <ul style="list-style-type: none"> • \$\$CJ^XLFSTR(): Center Justify String. • \$\$LJ^XLFSTR(): Left Justify String. • \$\$RJ^XLFSTR(): Right Justify String. • DELETE^XQALERT: Clear Obsolete Alerts. • DELETEDEA^XQALERT: Clear Obsolete Alerts. • SETUP^XQALERT: Send Alerts. • \$\$SETUP1^XQALERT: Send Alerts. • FORWARD^XQALFWD(): Forward Alerts • REMVSURO^XQALSURO(): Remove Surrogates for Alerts. • SUROLIST^XQALSURO(): List Surrogates for a User. • SETSURO1^XQALSURO(): Establish a Surrogate for Alerts. • GETIREF^XTID(): Get IREF (Term/Concept). • \$\$GETMASTR^XTID(): Get Master VUID Flag (Term/Concept). • \$\$GETSTAT^XTID(): Get Status Information (Term/Concept). • \$\$GETVUID^XTID(): Get VUID (Term/Concept). • \$\$\$SCREEN^XTID(): Get Screening Condition (Term/Concept) API (IA# 4631). • \$\$\$SETMASTR^XTID(): Set Master VUID Flag (Term/Concept). • \$\$\$SETSTAT^XTID(): Set Status Information (Term/Concept). • \$\$\$SETVUID^XTID(): Set VUID (Term/Concept). 	<p>Oakland, CA OIFO:</p> <ul style="list-style-type: none"> • Maintenance Project Manager—Jack Schram • Developers—Gary Beuschel, Alan Chan, Wally Fort, Jose Garcia, Joel Ivey, Raul Mendoza, Roger Metcalf, Skip Ormsby, and Ba Tran. • Technical Writer—Thom Blom

Date	Revision	Description	Author
		<ul style="list-style-type: none"> • \$\$IEN^XUPS(): Get IEN Using VPID in File #200—Changed references to IENS to IEN. • \$\$NNT^XUAF4(): Institution Station Name, Number, and Type—Output order was previously incorrect, should be Name, Number, and type <i>not</i> Number, Name, and Type. • \$\$NODEV^XUTMDEVQ(): Force Queuing—No Device Selection—Updated input parameters. • \$\$OPTDE^XPDUTL(): Disable/Enable an Option. • ^%ZIS: Standard Device Call—Added output parameters. • ^%ZOSF(): Operating System-dependent Logic Global. • General Updates: • Updated the "Re-Indexing Files" topic based on Remedy Ticket #63087. • Updated references to the VDL. • Updated the "Alpha/Beta Tracking" topic in Chapter 14. Merged information from the <i>Kernel Systems Management Guide</i> into the <i>Kernel Developer's Guide</i> (this manual) in order to avoid duplication and confusion with instructions/procedures. • Removed all but one reference to HSD&D; kept as a placeholder for now. • Removed obsolete references to MSM, PDP, 486, VAX Alpha, etc. and changed/updated references to DSM for OpenVMS to Caché where appropriate. <p>Software Versions:</p> <p>Kernel 8.0</p> <p>Toolkit 7.3</p>	
02/08/2007	5.0	<ul style="list-style-type: none"> • Merging the Kernel Toolkit documentation set with the Kernel documentation set. Moving all Kernel Toolkit content to the appropriate Kernel manual, section, and chapter. <p>In the <i>Kernel Developer's Guide</i>, the following Kernel Toolkit APIs and Direct Mode Utilities have been added to the</p>	<p>Oakland, CA OIFO:</p> <ul style="list-style-type: none"> • Maintenance Project Manager—Jack Schram • Developers—Alan Chan, Wally Fort, Jose Garcia, Joel Ivey, Mike Meighan, Raul Mendoza, Roger Metcalf, Skip Ormsby

Date	Revision	Description	Author
		<p>new "Toolkit" Section:</p> <ul style="list-style-type: none"> ○ Toolkit—Alerts APIs ○ Toolkit—Duplicate Record Merge APIs ○ Toolkit—KERMIT APIs ○ Toolkit—Multi-Term Look-Up (MTLU) APIs ○ Toolkit—Parameter Tools APIs ○ Toolkit—VistA XML Parser APIs ○ Toolkit—VHA Unique ID (VUID) APIs <p> NOTE: Adding Kernel Toolkit APIs to the Kernel APIs VA Intranet Website (http://vaww.vista.med.va.gov/kernel/apis/index.shtml) in the near future.</p> <ul style="list-style-type: none"> • Added new National Provider Identifier (NPI)-related APIs section. APIs released with Kernel Patch XU*8.0*410: <ul style="list-style-type: none"> ○ \$\$CHKDGT^XUSNPI (IA# 4532) ○ \$\$NPI^XUSNPI (IA# 4532) ○ \$\$QI^XUSNPI (IA# 4532) ○ \$\$TAXIND^XUSTAX (IA# 4911) ○ \$\$TAXORG^XUSTAX (IA# 4911) • Added new Common Services-related APIs section. APIs released with Kernel Patches XU*8.0*309 and 325: <ul style="list-style-type: none"> ○ \$\$VPID^XUPS (IA# 4574) ○ \$\$IEN^XUPS (IA# 4574) ○ EN1^XUPSQRY (IA# 4575) • Changed Kernel document title references to: <ul style="list-style-type: none"> ○ <i>Kernel Developer's Guide</i> (previously known as the <i>Kernel Programmer Manual</i>). ○ <i>Kernel Systems Management Guide</i> (previously known as the <i>Kernel Systems Manual</i>). <p>Software Versions:</p> <p>Kernel 8.0</p> <p>Toolkit 7.3</p>	<p>and Ba Tran.</p> <ul style="list-style-type: none"> • Technical Writer—Thom Blom


Revision History

Date	Revision	Description	Author
06/20/2006	4.1	<p>Updates:</p> <ul style="list-style-type: none"> • Corrected output array subscript in the F4^XUAF4 API from "STATION NUMER" to "STATION NUMBER (Remedy #HD000000147298). • Updated document format to follow latest Guidelines and SOP. <p>Kernel 8.0</p>	<p>Oakland, CA OIFO:</p> <ul style="list-style-type: none"> • Maintenance Project Manager—Jack Schram • Developer—Roger Metcalf • Technical Writer—Thom Blom
01/23/2006	4.0	<p>API Updates:</p> <ul style="list-style-type: none"> • \$\$\$Q^XUTMDEVQ, updated description (XU*8.0*389). • Changed REQQ^XUTMDEVQ to \$\$REQQ^XUTMDEVQ; updated description (XU*8.0*389). • Updated REQ^%ZTLOAD and ^%ZTLOAD APIs. • Changed \$\$SENTCASE^XLFSTR to \$\$SENTENCE^XLFSTR (XU*8.0*400). <p>Kernel 8.0</p>	<p>Oakland, CA OIFO:</p> <ul style="list-style-type: none"> • Maintenance Project Manager—Jack Schram • Developer—Gary Beuschel and Wally Fort • Technical Writer—Thom Blom
12/15/2005	3.8	<p>Added the following APIs (via patches currently not yet released):</p> <ul style="list-style-type: none"> • \$\$CREATE^XUSAP (XU*8.0*361) • \$\$SENTCASE^XLFSTR (XU*8.0*400) • \$\$TITLE^XLFSTR (XU*8.0*400) • Changed Job^%ZTLOAD to \$\$JOB^%ZTLOAD <p>Kernel 8.0</p>	<p>Oakland, CA OIFO:</p> <ul style="list-style-type: none"> • Maintenance Project Manager—Jack Schram • Developer—Wally Fort • Technical Writer—Thom Blom
10/19/2005	3.7	<p>Updated the SETUP^XQALERT API based on feedback from the user community and developers.</p> <p>Kernel 8.0</p>	<p>Oakland, CA OIFO:</p> <ul style="list-style-type: none"> • Maintenance Project Manager—Jack Schram • Developers—Wally Fort and Joel Ivey • Technical Writer—Thom Blom
09/28/2005	3.6	<p>Added the \$\$HANDLE^XUSRB4 and REQQ^XUTMDEVQ APIs.</p> <p>Kernel 8.0</p>	<p>Oakland, CA OIFO:</p> <ul style="list-style-type: none"> • Maintenance Project Manager—Jack Schram • Developer—Wally Fort • Technical Writer—Thom Blom

Date	Revision	Description	Author
09/22/2005	3.5	Updated APIs: <ul style="list-style-type: none"> • SETUP^XQALERT • SETUP^XUSRB • OWNSKEY^XUSRB • DQ^%ZTLOAD • ISQED^%ZTLOAD • KILL^%ZTLOAD • PCLEAR^%ZTLOAD • STAT^%ZTLOAD • Added APIs: • ASKSTOP^%ZTLOAD • DESC^%ZTLOAD • JOB^%ZTLOAD • OPTION^%ZTLOAD • \$\$\$PSET^%ZTLOAD • RTN^%ZTLOAD • \$\$\$^%ZTLOAD • ZTSAVE^%ZTLOAD Kernel 8.0	Oakland, CA OIFO: <ul style="list-style-type: none"> • Maintenance Project Manager—Jack Schram • Developer—Wally Fort and Joel Ivey • Technical Writer—Thom Blom
04/14/2005	3.4	Recategorized CRC XLF functions into a new category (i.e., "CRC" vs. "Other"). Kernel 8.0	Oakland, CA OIFO: <ul style="list-style-type: none"> • Maintenance Project Manager—Jack Schram • Technical Writer—Thom Blom
03/02/2005	3.3	Corrected various APIs. Reordered all APIs under each category: 1) by routine name and 2) by tag name. Kernel 8.0	Oakland, CA OIFO: Maintenance Project Manager—Jack Schram Technical Writer—Thom Blom
02/10/2005	3.2	Updates: <ul style="list-style-type: none"> • ^%ZTLOAD: Queue a Task • REQ^%ZTLOAD: Requeue a Task • Added three new XUTMDEVQ APIs (Kernel Patch XU*8.0*275). Kernel 8.0	Oakland, CA OIFO: <ul style="list-style-type: none"> • Maintenance Project Manager—Jack Schram • Developers—Gary Beuschel and Wally Fort • Technical Writer—Thom Blom
12/20/2004	3.1	Reviewed document and edited for the "Data	Oakland, CA OIFO:

Revision History

Date	Revision	Description	Author
		<p>Scrubbing" and the "PDF 508 Compliance" projects.</p> <p>Data Scrubbing—Changed all patient/user TEST data to conform to OIT standards and conventions as indicated below:</p> <p>The first three digits (prefix) of any Social Security Numbers (SSN) start with "000" or "666."</p> <p>Format patient or user names as follows: XUPATIENT,[N] or XUUSER,[N] respectively, where the N is a number written out and incremented with each new entry (e.g., XUPATIENT, ONE, XUPATIENT, TWO, etc.).</p> <p>Changed other personal demographic-related data (e.g., addresses, phones, IP addresses, etc.) to be generic.</p> <p>PDF 508 Compliance—The final PDF document was recreated and now supports the minimum requirements to be 508 compliant (i.e., accessibility tags, language selection, alternate text for all images/icons, fully functional Web links, successfully passed Adobe Acrobat Quick Check).</p> <p>Kernel 8.0</p>	<ul style="list-style-type: none"> • Maintenance Project Manager—Jack Schram • Technical Writer—Thom Blom
12/09/2004	3.0	<p>Updated various APIs based on developer feedback. Also making minor edits as I begin populating the HTML versions of the APIs.</p> <p>Kernel 8.0</p>	<p>Oakland, CA OIFO:</p> <ul style="list-style-type: none"> • Maintenance Project Manager—Jack Schram • Developer—Wally Fort • Technical Writer—Thom Blom
12/24/2003	2.0	<p>Kernel 8.0 documentation reformatting/revision.</p> <p>This is the initial <i>Kernel Developer's Guide</i>. Created this manual by extracting all developer-specific content from the <i>Kernel Systems Management Guide</i> (original release date of July 1995).</p> <p>The <i>Kernel Developer's Guide</i> includes added/updated Direct Mode Utilities and Application Program Interface (API) information (e.g., Reference Type, Category, Integration Agreement number. etc.). It also includes APIs for previous Kernel APIs never before documented (i.e., includes APIs that were previously only documented in patch descriptions, Integration Agreements, or</p>	<p>Oakland, CA OIFO:</p> <ul style="list-style-type: none"> • Maintenance Project Manager—Jack Schram • Developers—Kernel Development Team • Technical Writer—Thom Blom

Date	Revision	Description	Author
		<p>separate supplemental documentation).</p> <p> NOTE: This manual also includes the Kernel Toolkit APIs.</p> <p>Due to time constraints, not all released Kernel patches with developer-related content changes have been added at this time. Also, there is known missing information that will be added/updated at a future date. We wanted to get a new baseline document published so that in the future we can more easily update the <i>Kernel Developer's Guide</i>.</p> <p>As time allows, we will be updating this manual with all released patch information that affects its content.</p> <p>Kernel 8.0</p>	
07/1995	1.0	<p>Initial Kernel 8.0 software and documentation release.</p> <p>Kernel 8.0</p>	<p>San Francisco, CA OIFO:</p> <ul style="list-style-type: none"> • Project Manager—Hans Von Blanckensee • Developers—Kernel Development Team • Technical Writer—Kyle Clarke

Patch Revisions

For the current patch history related to this software, see the Patch Module on FORUM.

Revision History

Contents

Revision History	iii
Figures and Tables	xxxix
Orientation	xlvi
1 Introduction.....	1
2 Address Hygiene: Developer Tools.....	3
2.1 Application Program Interface (API).....	3
2.1.1 CCODE^XIPUTIL(): FIPS Code Data.....	3
2.1.2 \$\$FIPS^XIPUTIL(): FIPS Code for ZIP Code.....	5
2.1.3 \$\$FIPSCCHK^XIPUTIL(): Check for FIPS Code.....	5
2.1.4 POSTAL^XIPUTIL(): ZIP Code Information.....	6
2.1.5 POSTALB^XIPUTIL(): Active ZIP Codes.....	8
3 Alerts: Developer Tools	11
3.1 Package Identifier vs. Alert Identifier.....	12
3.1.1 Package Identifier	12
3.1.2 Alert Identifier	12
3.2 Package Identifier Conventions	12
3.3 Glossary of Terms for Alerts.....	13
3.4 Application Program Interface (API).....	14
3.4.1 AHISTORY^XQALBUTL(): Get Alert Tracking File Information.....	14
3.4.2 ALERTDAT^XQALBUTL(): Get Alert Tracking File Information.....	16
3.4.3 DELSTAT^XQALBUTL(): Get User Information and Status for Recent Alert.....	18
3.4.4 NOTIPURG^XQALBUTL(): Purge Alerts Based on Code.....	19
3.4.5 \$\$PENDING^XQALBUTL(): Pending Alerts for a User.....	19
3.4.6 \$\$PKGPEND^XQALBUTL(): Pending Alerts for a User in Specified Software.....	20
3.4.7 PTPURG^XQALBUTL(): Purge Alerts Based on Patient	21
3.4.8 RECIPURG^XQALBUTL(): Purge User Alerts	22
3.4.9 USERDATA^XQALBUTL(): Get User Information for an Alert	22
3.4.10 USERLIST^XQALBUTL(): Get Recipient Information for an Alert.....	24
3.4.11 ACTION^XQALERT(): Process an Alert.....	25
3.4.12 DELETE^XQALERT: Clear Obsolete Alerts	25
3.4.13 DELETEA^XQALERT: Clear Obsolete Alerts	27

3.4.14	GETACT^XQALERT(): Return Alert Variables	28
3.4.15	PATIENT^XQALERT(): Get Alerts for a Patient.....	29
3.4.16	SETUP^XQALERT: Send Alerts.....	30
3.4.17	\$\$SETUP1^XQALERT: Send Alerts.....	35
3.4.18	USER^XQALERT(): Get Alerts for a User	40
3.4.19	FORWARD^XQALFWD(): Forward Alerts.....	42
3.4.20	\$\$CURRSURO^XQALSURO(): Get Current Surrogate for Alerts.....	43
3.4.21	\$\$GETSURO^XQALSURO(): Get Current Surrogate Information	44
3.4.22	REMOVESURO^XQALSURO(): Remove Surrogates for Alerts	46
3.4.23	SETSURO1^XQALSURO(): Establish a Surrogate for Alerts	47
3.4.24	SUROFOR^XQALSURO(): Return a Surrogate's List of Users.....	48
3.4.25	SUROLIST^XQALSURO(): List Surrogates for a User.....	49
4	Common Services: Developer Tools	51
4.1	Application Program Interface (API).....	51
4.1.1	\$\$IEN^XUPS(): Get IEN Using VPID in File #200	51
4.1.2	\$\$VPID^XUPS(): Get VPID Using IEN in File #200.....	51
4.1.3	EN1^XUPSQRY(): Query New Person File	52
5	Device Handler: Developer Tools	55
5.1	Application Program Interface (API).....	55
5.1.1	DEVICE^XUDHGUI(): GUI Device Lookup.....	55
5.1.2	\$\$RES^XUDHSET(): Set Up Resource Device.....	58
5.1.3	^%ZIS: Standard Device Call.....	59
5.1.4	HLP1^%ZIS: Display Brief Device Help.....	72
5.1.5	HLP2^%ZIS: Display Device Help Frames	72
5.1.6	HOME^%ZIS: Reset Home Device IO Variables.....	73
5.1.7	\$\$REWIND^%ZIS(): Rewind Devices	74
5.1.8	^%ZISC: Close Device	75
5.1.9	PKILL^%ZISP: Kill Special Printer Variables	75
5.1.10	PSET^%ZISP: Set Up Special Printer Variables.....	76
5.1.11	ENDR^%ZISS: Set Up Specific Screen Handling Variables	77
5.1.12	ENS^%ZISS: Set Up Screen-handling Variables.....	78
5.1.13	GKILL^%ZISS: KILL Graphic Variables.....	83
5.1.14	GSET^%ZISS: Set Up Graphic Variables.....	83
5.1.15	KILL^%ZISS: KILL Screen Handling Variables.....	85
5.1.16	CALL^%ZISTCP: Make TCP/IP Connection (Remote System)	85
5.1.17	CLOSE^%ZISTCP: Close TCP/IP Connection (Remote System).....	86

5.1.18	CLOSE^%ZISUTL(): Close Device with Handle	87
5.1.19	OPEN^%ZISUTL(): Open Device with Handle.....	87
5.1.20	RMDEV^%ZISUTL(): Delete Data Given a Handle	90
5.1.21	SAVDEV^%ZISUTL(): Save Data Given a Handle	90
5.1.22	USE^%ZISUTL(): Use Device Given a Handle.....	91
5.2	Special Device Issues.....	92
5.2.1	Form Feeds	92
5.2.1.1	How to Check if Current Device is a CRT.....	92
5.2.1.2	Guidelines for Form Issuing Form Feeds.....	92
5.2.2	Resources.....	95
5.2.2.1	Queuing to a Resource	95
6	Domain Name Service (DNS): Developer Tools	97
6.1	Application Program Interface (API).....	97
6.1.1	\$\$ADDRESS^XLFNSLK(): Convert Domain Name to IP Addresses	97
6.1.2	MAIL^XLFNSLK(): Get IP Addresses for a Domain Name	98
7	Electronic Signatures: Developer Tools	99
7.1	Application Program Interface (API).....	99
7.1.1	^XUSESIG: Set Up Electronic Signature Code	99
7.1.2	SIG^XUSESIG(): Verify Electronic Signature Code	99
7.1.3	\$\$CHKSUM^XUSESIG1(): Build Checksum for Global Root.....	100
7.1.4	\$\$CMP^XUSESIG1(): Compare Checksum to \$Name_Value.....	100
7.1.5	\$\$DE^XUSESIG1(): Decode String.....	101
7.1.6	\$\$EN^XUSESIG1(): Encode Esblock.....	101
7.1.7	\$\$ESBLOCK^XUSESIG1(): E-Sig Fields Required for Hash	102
7.1.8	DE^XUSHSHP: Decrypt Data String.....	102
7.1.9	EN^XUSHSHP: Encrypt Data String.....	103
7.1.10	HASH^XUSHSHP: Hash Electronic Signature Code	104
8	Error Processing: Developer Tools.....	105
8.1	Direct Mode Utilities.....	105
8.1.1	>D ^XTER.....	105
8.1.2	>D ^XTERPUR	105
8.2	Application Program Interface (API).....	105
8.2.1	\$\$EC^%ZOSV: Get Error Code	105
8.2.2	^%ZTER: Kernel Standard Error Recording Routine	106

8.2.3	\$\$NEWERR^%ZTER: Verify Support of Standard Error Trapping (Obsolete).....	108
8.2.4	UNWIND^%ZTER: Quit Back to Calling Routine.....	108
9	Field Monitoring: Developer Tools.....	111
9.1	Application Program Interface (API).....	111
9.1.1	OPKG^XUHUI(): Monitor New Style Cross-referenced Fields	111
10	File Access Security: Developer Tools.....	115
10.1	Field Level Protection.....	115
10.2	File Navigation.....	115
10.3	Use of DLAYGO When Navigating to Files	116
10.4	Use of DLAYGO in ^DIC Calls	116
10.5	Use of DIDEL in ^DIE Calls	117
11	Help Processor: Developer Tools.....	119
11.1	Entry and Exit Execute Statements	119
11.2	Link to the OBJECT File	119
11.3	Application Program Interface (API).....	120
11.3.1	EN^XQH: Display Help Frames.....	120
11.3.2	EN1^XQH: Display Help Frames.....	120
11.3.3	ACTION^XQH4(): Print Help Frame Tree.....	121
12	Host Files: Developer Tools.....	123
12.1	Application Program Interface (API).....	123
12.1.1	CLOSE^%ZISH(): Close Host File.....	124
12.1.2	\$\$DEFDIR^%ZISH(): Get Default Host File Directory	125
12.1.3	\$\$DEL^%ZISH(): Delete Host File.....	126
12.1.4	\$\$FTG^%ZISH(): Load Host File into Global.....	127
12.1.5	\$\$GATF^%ZISH(): Copy Global to Host File.....	128
12.1.6	\$\$GTF^%ZISH(): Copy Global to Host File.....	129
12.1.7	\$\$LIST^%ZISH(): List Directory.....	130
12.1.8	\$\$MV^%ZISH(): Rename Host File	131
12.1.9	OPEN^%ZISH(): Open Host File.....	132
12.1.10	\$\$PWD^%ZISH: Get Current Directory	133
12.1.11	\$\$STATUS^%ZISH: Return End-of-File Status.....	133
13	Institution File: Developer Tools	135
13.1	Application Program Interface (API).....	135

13.1.1	\$\$ACTIVE^XUAF4(): Institution Active Facility (True/False)	135
13.1.2	CDSYS^XUAF4(): Coding System Name	135
13.1.3	CHILDREN^XUAF4(): List of Child Institutions for a Parent.....	136
13.1.4	\$\$CIRN^XUAF4(): Institution CIRN-enabled Field Value	137
13.1.5	F4^XUAF4(): Institution Data for a Station Number	137
13.1.6	\$\$ID^XUAF4(): Institution Identifier	139
13.1.7	\$\$IDX^XUAF4(): Institution IEN (Using Coding System & ID).....	139
13.1.8	\$\$IEN^XUAF4(): IEN for Station Number.....	140
13.1.9	\$\$LEGACY^XUAF4(): Institution Realigned/Legacy (True/False).....	140
13.1.10	\$\$LKUP^XUAF4(): Institution Lookup.....	141
13.1.11	LOOKUP^XUAF4(): Look Up Institution Identifier	142
13.1.12	\$\$MADD^XUAF4(): Institution Mailing Address.....	142
13.1.13	\$\$NAME^XUAF4(): Institution Official Name	143
13.1.14	\$\$NNT^XUAF4(): Institution Station Name, Number, and Type	143
13.1.15	\$\$NS^XUAF4(): Institution Name and Station Number	144
13.1.16	\$\$O99^XUAF4(): IEN of Merged Station Number	144
13.1.17	\$\$PADD^XUAF4(): Institution Physical Address	145
13.1.18	PARENT^XUAF4(): Parent Institution Lookup	146
13.1.19	\$\$PRNT^XUAF4(): Institution Parent Facility	147
13.1.20	\$\$RF^XUAF4(): Realigned From Institution Information.....	147
13.1.21	\$\$RT^XUAF4(): Realigned To Institution Information.....	148
13.1.22	SIBLING^XUAF4(): Sibling Institution Lookup.....	149
13.1.23	\$\$STA^XUAF4(): Station Number for IEN.....	150
13.1.24	\$\$TF^XUAF4(): Treating Facility (True/False).....	150
13.1.25	\$\$WHAT^XUAF4(): Institution Single Field Information	151
13.1.26	\$\$IEN^XUMF(): Institution IEN (Using IFN, Coding System, & ID)	151
13.1.27	MAIN^XUMFI(): HL7 Master File Message Builder.....	152
13.1.28	MAIN^XUMFP(): Master File Parameters	153
14	Kernel Installation and Distribution System (KIDS): Developer Tools.....	159
14.1	KIDS Build-related Options.....	159
14.2	Creating Builds	160
14.2.1	Build Entries	160
14.2.2	Create a Build Using Namespace	161
14.2.3	Copy Build to Build.....	162
14.2.4	Edit a Build.....	162
14.2.4.2	Edit a Build: Name & Version, Build Information	164

14.2.4.3	Edit a Build: Files.....	165
14.2.4.4	Edit a Build: Components	174
14.2.4.5	Edit a Build: Options and Protocols	175
14.2.4.6	Edit a Build: Routines	176
14.2.4.7	Edit a Build: Dialog Entries (DIALOG File [#.84])	177
14.2.4.8	Edit a Build: Forms	178
14.2.4.9	Edit a Build: Templates.....	178
14.2.5	Transporting a Distribution.....	179
14.2.5.1	When to Transport More than One Transport Global in a Distribution	181
14.2.5.2	Multi-Package Builds.....	181
14.2.5.3	Exporting Globals with KIDS	182
14.2.6	Creating Transport Globals that Install Efficiently.....	182
14.3	Advanced Build Techniques	183
14.3.1	Environment Check Routine.....	183
14.3.1.1	Self-Contained Routine	183
14.3.1.2	Environment Check is Run Twice.....	184
14.3.1.3	Key Variables during Environment Check	184
14.3.1.4	Package Version vs. Installing Version.....	185
14.3.1.5	Telling KIDS to Skip Installing or Delete a Routine	185
14.3.1.6	Verifying Patch Installation	185
14.3.1.7	Aborting Installations During the Environment Check.....	185
14.3.1.8	Controlling the Queuing of the Install Prompt.....	186
14.3.1.9	Controlling the Disable Options/Protocols Prompt.....	187
14.3.1.10	Controlling the Move Routines to Other CPUs Prompt.....	187
14.3.2	PRE-TRANSPORTATION ROUTINE field (#900).....	189
14.3.3	Pre- and Post-Install Routines: Special Features	190
14.3.3.1	Aborting an Installation During the Pre-Install Routine	190
14.3.3.2	Setting a File's Package Revision Data Node (Post-Install).....	190
14.3.3.3	Key Variables during Pre- and Post-Install Routines.....	191
14.3.3.4	NEW the DIFROM Variable When Calling MailMan.....	191
14.3.3.5	Update the Status Bar During Pre- and Post-Install Routines.....	192
14.3.4	Edit a Build—Screen 4	193
14.3.5	How to Ask Installation Questions	193
14.3.5.1	Question Subscripts.....	194

14.3.5.2	M Code in Questions.....	194
14.3.5.3	Skipping Installation Questions	195
14.3.5.4	Accessing Questions and Answers.....	195
14.3.5.5	Where Questions Are Asked During Installations	196
14.3.6	Using Checkpoints (Pre- and Post-Install Routines)	196
14.3.6.1	Checkpoints <i>with</i> Callbacks	197
14.3.6.2	Checkpoint Parameter Node.....	197
14.3.6.3	Checkpoints <i>without</i> Callbacks (Data Storage).....	199
14.3.7	Required Builds	200
14.3.8	Package File Link	201
14.3.9	Track Package Nationally.....	202
14.3.10	Alpha/Beta Tracking.....	204
14.3.10.1	Initiating Alpha/Beta Tracking.....	205
14.3.10.2	Error Tracking—Alpha/Beta Software Releases	206
14.3.10.3	Monitoring Alpha/Beta Tracking	207
14.3.10.4	Terminating Alpha/Beta Tracking.....	209
14.4	Application Program Interface (API).....	211
14.4.1	UPDATE^XPDID(): Update Install Progress Bar.....	211
14.4.2	EN^XPDIJ(): Task Off KIDS Install.....	212
14.4.3	\$\$PKG^XPDIP(): Update Patch History	212
14.4.4	BMES^XPDUTL(): Output a Message with Blank Line	213
14.4.5	\$\$COMCP^XPDUTL(): Complete Checkpoint	213
14.4.6	\$\$CURCP^XPDUTL(): Get Current Checkpoint Name/IEN	214
14.4.7	\$\$INSTALDT^XPDUTL(): Return All Install Dates/Times	214
14.4.8	\$\$LAST^XPDUTL(): Last Software Patch.....	215
14.4.9	MES^XPDUTL(): Output a Message	217
14.4.10	\$\$NEWCP^XPDUTL(): Create Checkpoint	218
14.4.11	\$\$OPTDE^XPDUTL(): Disable/Enable an Option.....	219
14.4.12	\$\$PARCP^XPDUTL(): Get Checkpoint Parameter	220
14.4.13	\$\$PATCH^XPDUTL(): Verify Patch Installation.....	220
14.4.14	\$\$PKG^XPDUTL(): Parse Software Name from Build Name	221
14.4.15	\$\$PRODE^XPDUTL(): Disable/Enable a Protocol	221
14.4.16	\$\$RTNUP^XPDUTL(): Update Routine Action.....	222
14.4.17	\$\$UPCP^XPDUTL(): Update Checkpoint.....	223
14.4.18	\$\$VER^XPDUTL(): Parse Version from Build Name.....	223
14.4.19	\$\$VERCP^XPDUTL(): Verify Checkpoint	224

14.4.20	\$\$VERSION^XPDUTL(): Package File Current Version	224
15	Menu Manager: Developer Tools	227
15.1	Creating Options	227
15.1.1	Option Types	227
15.1.2	Creating Options (Edit Options)	228
15.2	Variables for Developer Use	228
15.3	Direct Mode Utilities.....	230
15.3.1	^XQ1: Test an Option.....	230
15.4	Application Program Interface (API).....	231
15.4.1	\$\$ADD^XPDMENU(): Add Option to Menu	231
15.4.2	\$\$DELETE^XPDMENU(): Delete Menu Item	231
15.4.3	\$\$LKOPT^XPDMENU(): Look Up Option IEN	232
15.4.4	OUT^XPDMENU(): Edit Option's Out of Order Message	232
15.4.5	RENAME^XPDMENU(): Rename Option	233
15.4.6	\$\$TYPE^XPDMENU(): Get Option Type.....	233
15.4.7	NEXT^XQ92(): Restricted Times Check.....	234
15.4.8	\$\$ACCESS^XQCHK(): User Option Access Test.....	235
15.4.9	OP^XQCHK(): Current Option Check	237
16	Miscellaneous: Developer Tools.....	239
16.1	Direct Mode Utilities.....	239
16.2	Programmer Options Menu.....	239
16.2.1	Delete Unreferenced Options.....	239
16.2.2	Global Block Count Option	239
16.2.3	Listing Globals Option.....	240
16.2.4	Test an option not in your menu Option	240
16.3	^%Z Editor	241
16.3.1	User Interface.....	241
16.4	Application Program Interface (API).....	244
16.4.1	Progress Bar Emulator	244
16.4.1.1	INIT^XPDID: Progress Bar Emulator: Initialize Device and Draw Box Borders	244
16.4.1.2	TITLE^XPDID(): Progress Bar Emulator: Display Title Text	244
16.4.1.3	EXIT^XPDID(): Progress Bar Emulator: Restore Screen, Clean Up Variables, and Display Text	245
16.4.2	Lookup Utility.....	245
16.4.2.1	\$\$EN^XUA4A71(): Convert String to Soundex.....	245

16.4.3	Date Conversions and Calculations	246
16.4.3.1	^XQDATE: Convert \$H to VA FileMan Format (Obsolete)	246
16.4.3.2	^XUWORKDY: Workday Calculation (Obsolete)	247
16.4.3.3	\$SEN^XUWORKDY: Number of Workdays Calculation	248
16.4.3.4	\$WORKDAY^XUWORKDY: Workday Validation	249
16.4.3.5	\$WORKPLUS^XUWORKDY: Workday Offset Calculation	250
17	Name Standardization: Developer Tools	253
17.1	Application Program Interface (API)	253
17.1.1	\$BLDNAME^XLFFNAME(): Build Name from Component Parts	253
17.1.2	\$CLEANC^XLFFNAME(): Name Component Standardization Routine	256
17.1.3	\$FMNAME^XLFFNAME(): Convert HL7 Formatted Name to Name	258
17.1.4	\$HLNAME^XLFFNAME(): Convert Name to HL7 Formatted Name	260
17.1.5	NAMECOMP^XLFFNAME(): Component Parts from Standard Name	264
17.1.6	\$NAMEFMT^XLFFNAME(): Formatted Name from Name Components	265
17.1.7	STDNAME^XLFFNAME(): Name Standardization Routine	269
17.1.8	DELCOMP^XLFFNAME2(): Delete Name Components Entry	274
17.1.9	UPDCOMP^XLFFNAME2(): Update Name Components Entry	276
18	National Provider Identifier (NPI): Developer Tools	279
18.1	Application Program Interface (API)	279
18.1.1	\$CHKDGT^XUSNPI(): Validate NPI Format	279
18.1.2	\$NPI^XUSNPI(): Get NPI from Files #200 or #4	280
18.1.3	\$QI^XUSNPI(): Get Provider Entities	281
18.1.4	\$TAXIND^XUSTAX(): Get Taxonomy Code from File #200	282
18.1.5	\$TAXORG^XUSTAX(): Get Taxonomy Code from File #4	283
19	Operating System (OS) Interface: Developer Tools	285
19.1	Direct Mode Utilities	285
19.1.1	>D ^%ZTBKC: Global Block Count	285
19.1.2	>D ^ZTMGRSET: Update ^%ZOSF Nodes	285
19.2	Application Program Interface (API)	286
19.2.1	^%ZOSF(): Operating System-dependent Logic Global	286
19.2.2	\$ACTJ^%ZOSV: Number of Active Jobs	289
19.2.3	\$AVJ^%ZOSV: Number of Available Jobs	289
19.2.4	DOLRO^%ZOSV: Display Local Variables	289
19.2.5	GETENV^%ZOSV: Current System Information	290
19.2.6	\$LGR^%ZOSV: Last Global Reference	291

19.2.7	LOGRSRC^%ZOSV(): Record Resource Usage (RUM).....	291
19.2.8	\$\$OS^%ZOSV: Get Operating System Information.....	292
19.2.9	SETENV^%ZOSV: Set VMS Process Name (Caché/OpenVMS Systems).....	292
19.2.10	SETNM^%ZOSV(): Set VMS Process Name (Caché/OpenVMS Systems).....	293
19.2.11	T0^%ZOSV: Start RT Measure (Obsolete).....	294
19.2.12	T1^%ZOSV: Stop RT Measure (Obsolete).....	295
19.2.13	\$\$VERSION^%ZOSV(): Get OS Version Number or Name	295
20	Security Keys: Developer Tools	297
20.1	Key Lookup.....	297
20.2	Person Lookup	297
20.3	Application Program Interface (API).....	298
20.3.1	DEL^XPDKEY(): Delete Security Key	298
20.3.2	\$\$LKUP^XPDKEY(): Look Up Security Key Value	298
20.3.3	\$\$RENAME^XPDKEY(): Rename Security Key.....	299
20.3.4	OWNSKEY^XUSRB(): Verify Security Keys Assigned to a User	300
21	Server Options: Developer Tools.....	303
21.1	Tools for Processing Server Requests.....	303
21.2	Key Variables When a Server Option is Running.....	303
21.3	Appending Text to a Server Request Bulletin or Mailman Reply	304
21.4	Customizing a Server Request Bulletin	304
22	Signon/Security: Developer Tools.....	307
22.1	Direct Mode Utilities.....	307
22.1.1	^XUP: Programmer Signon	307
22.1.2	^XUS: User Signon: No Error Trapping.....	307
22.1.3	H^XUS: Programmer Halt.....	308
22.1.4	^XUSCLEAN: Programmer Halt	308
22.1.5	^ZU: User Signon	308
22.2	XU USER SIGN-ON Option	309
22.2.1	XU USER SIGN-ON: Package-specific Signon Actions	309
22.3	XU USER START-UP Option.....	310
22.3.1	XU USER START-UP: Application-specific Signon Actions	310
22.4	XU USER TERMINATE Option.....	311
22.4.1	Discontinuation of USER TERMINATE ROUTINE.....	311
22.4.2	Creating a Package-specific User Termination Action.....	312
22.5	Application Program Interface (API).....	313

22.5.1	\$\$GET^XUPARAM(): Get Parameters.....	313
22.5.2	\$\$KSP^XUPARAM(): Return Kernel Site Parameter	313
22.5.3	\$\$LKUP^XUPARAM(): Look Up Parameters	314
22.5.4	SET^XUPARAM(): Set Parameters.....	315
22.5.5	\$\$PROD^XUPROD(): Production Vs. Test Account	316
22.5.6	H^XUS: Programmer Halt.....	316
22.5.7	SET^XUS1A(): Output Message During Signon	317
22.5.8	AVHLPTXT^XUS2: Get Help Text.....	318
22.5.9	\$\$CREATE^XUSAP: Create Application Proxy User.....	319
22.5.10	KILL^XUSCLEAN: Clear all but Kernel Variables	321
22.5.11	\$\$ADD^XUSERNEW(): Add New Users	322
22.5.12	\$\$CHECKAV^XUSRB(): Check Access/Verify Codes	324
22.5.13	CVC^XUSRB: VistALink—Change User's Verify Code	324
22.5.14	\$\$INHIBIT^XUSRB: Check if Logons Inhibited	325
22.5.15	INTRO^XUSRB: VistALink—Get Introductory Text.....	325
22.5.16	LOGOUT^XUSRB: VistALink—Log Out User from M	326
22.5.17	SETUP^XUSRB(): VistALink—Set Up User's Partition in M	326
22.5.18	VALIDAV^XUSRB(): VistALink—Validate User Credentials	327
22.5.19	\$\$DECRYPT^XUSRB1(): Decrypt String	328
22.5.20	\$\$ENCRYPT^XUSRB1(): Encrypt String	328
22.5.21	\$\$HANDLE^XUSRB4(): Return Unique Session ID String	329
22.5.22	^XUVERIFY: Verify Access and Verify Codes	330
22.5.23	\$\$CHECKAV^XUVERIFY(): Check Access/Verify Codes	331
22.5.24	WITNESS^XUVERIFY(): Return IEN of Users with A/V Codes & Security Keys.....	331
22.5.25	GETPEER^%ZOSV: VistALink—Get IP Address for Current Session.....	332
23	Spooling: Developer Tools.....	333
23.1	Application Program Interface (API).....	334
23.1.1	DSD^ZISPL: Delete Spool Data File Entry	334
23.1.2	DSDOC^ZISPL: Delete Spool Document File Entry.....	334
24	TaskMan: Developer Tools	335
24.1	How to Write Code to Queue Tasks.....	335
24.1.1	Queuers	335
24.1.2	Tasks	337
24.2	Direct Mode Utilities.....	346
24.2.1	>D ^ZTMB: Start TaskMan.....	346

24.2.2	>D RESTART^ZTMB: Restart TaskMan	346
24.2.3	>D ^ZTMCHK: Check TaskMan's Environment	346
24.2.4	>D RUN^ZTMKU: Remove Taskman from WAIT State Option.....	347
24.2.5	>D STOP^ZTMKU: Stop Task Manager Option	347
24.2.6	>D WAIT^ZTMKU: Place Taskman in a WAIT State Option	347
24.2.7	>D ^ZTMON: Monitor TaskMan Option.....	347
24.3	Application Program Interface (API).....	347
24.3.1	TOUCH^XUSCLEAN: Notify Kernel of Tasks that Run 7 Days or Longer....	348
24.3.2	\$\$DEV^XUTMDEVQ(): Force Queuing—Ask for Device.....	348
24.3.3	EN^XUTMDEVQ(): Run a Task (Directly or Queued)	351
24.3.4	\$\$NODEV^XUTMDEVQ(): Force Queuing—No Device Selection	353
24.3.5	\$\$QQ^XUTMDEVQ(): Double Queue—Direct Queuing in a Single Call.....	355
24.3.6	\$\$REQQ^XUTMDEVQ(): Schedule Second Part of a Task	359
24.3.7	DISP^XUTMOPT(): Display Option Schedule.....	360
24.3.8	EDIT^XUTMOPT(): Edit an Option's Scheduling.....	361
24.3.9	OPTSTAT^XUTMOPT(): Obtain Option Schedule	361
24.3.10	RESCH^XUTMOPT(): Set Up Option Schedule	362
24.3.11	EN^XUTMTP(): Display HL7 Task Information	363
24.3.12	^%ZTLOAD: Queue a Task	364
24.3.12.1	Interactive Use of ^%ZTLOAD	367
24.3.12.2	Non-interactive Use of ^%ZTLOAD	368
24.3.12.3	Queuing Tasks without an I/O Device	368
24.3.12.4	Code Execution	371
24.3.12.5	Output.....	371
24.3.13	\$\$ASKSTOP^%ZTLOAD: Stop TaskMan Task	372
24.3.14	DESC^%ZTLOAD(): Find Tasks with a Description	373
24.3.15	DQ^%ZTLOAD: Unschedule a Task	373
24.3.16	ISQED^%ZTLOAD: Return Task Status	374
24.3.17	\$\$JOB^%ZTLOAD(): Return a Job Number for a Task.....	375
24.3.18	KILL^%ZTLOAD: Delete a Task	376
24.3.19	OPTION^%ZTLOAD(): Find Tasks for an Option.....	376
24.3.20	PCLEAR^%ZTLOAD(): Clear Persistent Flag for a Task.....	377
24.3.21	\$\$PSET^%ZTLOAD(): Set Task as Persistent	377
24.3.22	REQ^%ZTLOAD: Requeue a Task.....	378
24.3.22.1	Example.....	381
24.3.22.2	Code Execution	383
24.3.22.3	Output.....	383

24.3.23	RTN^%ZTLOAD(): Find Tasks that Call a Routine.....	384
24.3.24	\$\$\$^%ZTLOAD(): Check for Task Stop Request.....	384
24.3.25	STAT^%ZTLOAD: Task Status.....	385
24.3.26	\$\$TM^%ZTLOAD: Check if TaskMan is Running.....	386
24.3.27	ZTSAVE^%ZTLOAD(): Build ZTSAVE Array.....	387
25	Toolkit: Developer Tools	389
25.1	Toolkit—Application Program Interface (API)	389
25.2	Toolkit—Alerts APIs	389
25.2.1	DELSTAT^XQALBUTL(): Get Alert Status and Recipient Information.....	389
25.3	Toolkit—Data Standardization APIs	391
25.3.1	Replacement Relationships.....	392
25.3.2	\$\$GETRPLC^XTIDTRM(): Get Mapped Terms (Term/Concept)	393
25.3.3	\$\$RPLCLST^XTIDTRM(): Get List of Replacement Terms, w/Optional Status Date and History (Term/Concept)	394
25.3.4	\$\$RPLCMNT^XTIDTRM(): Map One Term to Another (Term/Concept)	396
25.3.5	\$\$RPLCTRL^XTIDTRM(): Get Replacement Trail for Term, with Replaced "BY" and Replacement "FOR" Terms (Term/Concept)	397
25.3.6	\$\$RPLCVALS^XTIDTRM(): Get Field Values of Final Replacement Term (Term/Concept).....	398
25.3.7	\$\$SETRPLC^XTIDTRM(): Set Replacement Terms (Term/Concept).....	399
25.4	Toolkit—Duplicate Record Merge APIs.....	401
25.4.1	EN^XDRMERM(): Merge File Entries.....	402
25.4.2	RESTART^XDRMERM(): Merge File Entries	404
25.4.3	SAVEMERG^XDRMERMGB(): Save Image of Existing and Merged Data	405
25.5	Toolkit—HTTP Client APIs	406
25.5.1	\$\$GETURL^XTHC10: Return URL Data Using HTTP.....	406
25.5.2	\$\$ENCODE^XTHCURL: Encodes a Query String	408
25.5.3	\$\$MAKEURL^XTHCURL: Creates a URL from Components	409
25.5.4	\$\$PARSEURL^XTHCURL: Parses a URL	410
25.5.5	\$\$DECODE^XTHCURL: Decodes a String	410
25.6	Toolkit—KERMIT APIs.....	412
25.6.1	RECEIVE^XTKERMIT: Load a File into the Host	412
25.6.2	RFILE^XTKERM4: Add Entries to Kermit Holding File.....	413
25.6.3	SEND^XTKERMIT: Send Data from Host.....	413
25.7	Toolkit—Multi-Term Look-Up (MTLU) APIs.....	415
25.7.1	How to Override	415
25.7.2	Application Program Interfaces	415

	25.7.2.1	MTLU and VA FileMan Supported Calls	415
	25.7.2.2	Kernel Toolkit Enhanced APIs	416
25.7.3		XTLKKWL^XTLKKWL: Perform Supported VA FileMan Calls on Files Configured for MTLU	416
25.7.4		DK^XTLKMGR(): Delete Keywords from the Local Keyword File.....	417
25.7.5		DLL^XTLKMGR(): Delete an Entry from the Local Lookup File.....	418
25.7.6		DSH^XTLKMGR(): Delete Shortcuts from the Local Shortcut File	418
25.7.7		DSY^XTLKMGR(): Delete Synonyms from the Local Synonym File.....	419
25.7.8		K^XTLKMGR(): Add Keywords to the Local Keyword File.....	419
25.7.9		L^XTLKMGR(): Define a File in the Local Lookup File	420
25.7.10		LKUP^XTLKMGR(): General Lookup Facility for MTLU	421
25.7.11		SH^XTLKMGR(): Add Shortcuts to the Local Shortcut File	426
25.7.12		SY^XTLKMGR(): Add Terms and Synonyms to the Local Synonym File	426
25.8		Toolkit—Parameter Tools APIs.....	428
25.8.1		Definitions	428
	25.8.1.1	Entity	428
	25.8.1.2	Parameter.....	429
	25.8.1.3	Value	429
	25.8.1.4	Instance	429
	25.8.1.5	Parameter Template.....	429
25.8.2		ADD^XPAR(): Add Parameter Value.....	429
25.8.3		CHG^XPAR(): Change Parameter Value.....	430
25.8.4		DEL^XPAR(): Delete Parameter Value	431
25.8.5		EN^XPAR(): Add, Change, Delete Parameters.....	431
25.8.6		ENVAL^XPAR(): Return All Parameter Instances.....	433
25.8.7		\$\$GET^XPAR(): Return an Instance of a Parameter	434
25.8.8		GETLST^XPAR(): Return All Instances of a Parameter	435
25.8.9		GETWP^XPAR(): Return Word-processing Text.....	436
25.8.10		NDEL^XPAR(): Delete All Instances of a Parameter	437
25.8.11		PUT^XPAR(): Add/Update Parameter Instance.....	437
25.8.12		REP^XPAR(): Replace Instance Value	438
25.8.13		BLDLST^XPAREDIT(): Return All Entities of a Parameter.....	439
25.8.14		EDIT^XPAREDIT(): Edit Instance and Value of a Parameter	439
25.8.15		EDITPAR^XPAREDIT(): Edit Single Parameter	440
25.8.16		EN^XPAREDIT(): Parameter Edit Prompt	440
25.8.17		GETENT^XPAREDIT(): Prompt for Entity Based on Parameter	441
25.8.18		GETPAR^XPAREDIT(): Select Parameter Definition File	441

25.8.19	TED^XPAREDIT(): Edit Template Parameters (No Dash Dividers)	442
25.8.20	TEDH^XPAREDIT(): Edit Template Parameters (with Dash Dividers)	443
25.9	Toolkit—VistA XML Parser APIs.....	443
25.9.1	\$\$ATTRIB^MXMLDOM(): Retrieve First or Next Node Attribute.....	444
25.9.2	\$\$CHILD^MXMLDOM(): Return Parent Node's First or Next Child.....	445
25.9.3	\$\$CMNT^MXMLDOM(): Extract Comment Text.....	445
25.9.4	CMNT^MXMLDOM(): Extract Comment Text.....	446
25.9.5	DELETE^MXMLDOM(): Delete Specified Document Instance.....	447
25.9.6	\$\$EN^MXMLDOM(): Perform Initial Processing of XML Document	447
25.9.7	\$\$NAME^MXMLDOM(): Return Element Name at Specified Node in Document Parse Tree.....	449
25.9.8	\$\$PARENT^MXMLDOM(): Return Parent Node.....	449
25.9.9	\$\$SIBLING^MXMLDOM(): Return Sibling Node	450
25.9.10	\$\$TEXT^MXMLDOM(): Extract Non-markup Text.....	451
25.9.11	TEXT^MXMLDOM(): Extract Non-markup Text.....	452
25.9.12	\$\$VALUE^MXMLDOM(): Retrieve Value Associated with Attribute	452
25.9.13	EN^MXMLPRSE(): Event-Driven API Based on SAX Interface	453
25.9.14	\$\$SYMENC^MXMLUTL(): Replace XML Symbols with XML Encoding	456
25.9.15	\$\$XMLHDR^MXMLUTL: Return a Standard XML Message Headers	456
25.10	Toolkit—VHA Unique ID (VUID) APIs.....	458
25.10.1	GETIREF^XTID(): Get IREF (Term/Concept).....	458
25.10.2	\$\$GETMASTR^XTID(): Get Master VUID Flag (Term/Concept)	460
25.10.3	\$\$GETSTAT^XTID(): Get Status Information (Term/Concept)	461
25.10.4	\$\$GETVUID^XTID(): Get VUID (Term/Concept)	463
25.10.5	\$\$SCREEN^XTID(): Get Screening Condition (Term/Concept).....	464
25.10.6	\$\$SETMASTR^XTID(): Set Master VUID Flag (Term/Concept)	466
25.10.7	\$\$SETSTAT^XTID(): Set Status Information (Term/Concept).....	468
25.10.8	\$\$SETVUID^XTID(): Set VUID (Term/Concept)	469
25.11	Toolkit—Routine Tools.....	471
25.11.1	Direct Mode Utilities	471
25.11.2	Routine Tools Menu.....	472
25.11.2.1	Analyzing Routines	473
25.11.2.2	Editing Routines.....	475
25.11.2.3	Printing Routines.....	476
25.11.2.4	Comparing Routines.....	477
25.11.2.5	Deleting Routines.....	478
25.11.2.6	Load and Save Routines.....	478

25.12	Toolkit—Verification Tools.....	479
25.12.1	Direct Mode Utilities	479
25.12.2	Verifier Tools Menu	480
25.12.2.1	Update with Current Routines Option.....	481
25.12.2.2	Routine Compare - Current with Previous Option	481
25.12.3	Programmer Options Menu	482
25.12.3.1	Calculate and Show Checksum Values Option.....	482
25.12.3.2	Error Processing—Kernel Error Trapping and Reporting	483
25.13	XINDEX	484
25.13.1	Types of XINDEX Findings	486
25.13.2	Running the XINDEX Utility	490
25.13.3	Analysis of XINDEX Error Findings by Category.....	495
25.13.3.1	Fatal M Errors (Hard MUMPS Error).....	495
25.13.3.2	Warning Violation Errors (According to VA Conventions).....	499
25.13.3.3	Standards Violation Errors (According to VA Standards)	500
25.13.3.4	Informational Errors	506
25.13.3.5	Marked Items Errors (Manual Check).....	507
26	Unwinder: Developer Tools.....	509
26.1	Application Program Interface (API).....	509
26.1.1	EN^XQOR(): Navigating Protocols	509
26.1.2	EN1^XQOR(): Navigating Protocols	510
26.1.3	MSG^XQOR(): Enable HL7 Messaging	510
26.1.4	EN^XQORM(): Menu Item Display and Selection.....	511
26.1.5	XREF^XQORM(): Force Menu Recompile.....	512
26.1.6	DISP^XQORM1(): Display Menu Selections From Help Code	512
27	User: Developer Tools.....	513
27.1	Application Program Interface (API).....	513
27.1.1	\$\$CODE2TXT^XUA4A72(): Get HCFA Text.....	513
27.1.2	\$\$GET^XUA4A72(): Get Specialty and Subspecialty for a User.....	513
27.1.3	\$\$IEN2CODE^XUA4A72(): Get VA Code.....	514
27.1.4	\$\$DTIME^XUP(): Reset DTIME for USER.....	515
27.1.5	\$\$ACTIVE^XUSER(): Status Indicator	517
27.1.6	\$\$DEA^XUSER(): Get DEA Number	518
27.1.7	DIV4^XUSER(): Get User Divisions	521
27.1.8	\$\$LOOKUP^XUSER(): New Person File Lookup.....	522

27.1.9	\$\$NAME^XUSER(): Get Name of User.....	524
27.1.10	\$\$PROVIDER^XUSER(): Providers in New Person File.....	525
27.1.11	\$\$KCHK^XUSRB(): Check If User Holds Security Key	526
27.1.12	DIVGET^XUSRB2(): Get Divisions for Current User	527
27.1.13	DIVSET^XUSRB2(): Set Division for Current User	528
27.1.14	USERINFO^XUSRB2(): Get Demographics for Current User.....	528
28	XGF Function Library: Developer Tools.....	531
28.1	Direct Mode Utilities.....	532
28.1.1	^XGFDEMO: Demo Program	532
28.2	Application Program Interface (API).....	533
28.2.1	CHGA^XGF(): Screen Change Attributes	533
28.2.2	CLEAN^XGF: Screen/Keyboard Exit and Cleanup.....	535
28.2.3	CLEAR^XGF(): Screen Clear Region.....	536
28.2.4	FRAME^XGF(): Screen Frame	537
28.2.5	INITKB^XGF(): Keyboard Setup Only	538
28.2.6	IOXY^XGF(): Screen Cursor Placement	539
28.2.7	PREP^XGF(): Screen/Keyboard Setup	540
28.2.8	\$\$READ^XGF(): Read Using Escape Processing.....	541
28.2.9	RESETKB^XGF: Exit XGF Keyboard	543
28.2.10	RESTORE^XGF(): Screen Restore.....	544
28.2.11	SAVE^XGF(): Screen Save.....	545
28.2.12	SAY^XGF(): Screen String	546
28.2.13	SAYU^XGF(): Screen String with Attributes	548
28.2.14	SETA^XGF(): Screen Video Attributes	549
28.2.15	WIN^XGF(): Screen Text Window.....	550
29	XLFC Function Library: Developer Tools.....	553
29.1	Application Program Interface (API).....	553
29.2	CRC Functions—XLFCRC	553
29.2.1	\$\$CRC16^XLFCRC(): Cyclic Redundancy Code 16.....	553
29.2.2	\$\$CRC32^XLFCRC(): Cyclic Redundancy Code 32.....	555
29.3	Date Functions—XLFDT.....	556
29.3.1	\$\$%H^XLFDT(): Convert Seconds to \$H.....	556
29.3.2	\$\$DOW^XLFDT(): Day of Week	557
29.3.3	\$\$DT^XLFDT: Current Date (VA FileMan Date Format).....	557
29.3.4	\$\$FMADD^XLFDT(): VA FileMan Date Add.....	558
29.3.5	\$\$FMDIFF^XLFDT(): VA FileMan Date Difference.....	559

29.3.6	\$\$FMTE^XLFDT(): Convert VA FileMan Date to External Format.....	560
29.3.7	\$\$FMTH^XLFDT(): Convert VA FileMan Date to \$H	565
29.3.8	\$\$FMTHL7^XLFDT(): Convert VA FileMan Date to HL7 Date.....	566
29.3.9	\$\$HADD^XLFDT(): \$H Add.....	566
29.3.10	\$\$HDIFF^XLFDT(): \$H Difference	567
29.3.11	\$\$HL7TFM^XLFDT(): Convert HL7 Date to VA FileMan Date.....	568
29.3.12	\$\$HTE^XLFDT(): Convert \$H to External Format	569
29.3.13	\$\$HTFM^XLFDT(): Convert \$H to VA FileMan Date Format.....	571
29.3.14	\$\$NOW^XLFDT: Current Date and Time (VA FileMan Format).....	572
29.3.15	\$\$SCH^XLFDT(): Next Scheduled Runtime	573
29.3.16	\$\$SEC^XLFDT(): Convert \$H/VA FileMan date to Seconds	575
29.3.17	\$\$TZ^XLFDT: Time Zone Offset (GMT).....	576
29.3.18	\$\$WITHIN^XLFDT(): Checks Dates/Times within Schedule.....	577
29.4	Hyperbolic Trigonometric Functions—XLFHYPER	578
29.4.1	\$\$ACOSH^XLFHYPER(): Hyperbolic Arc-cosine	578
29.4.2	\$\$ACOTH^XLFHYPER(): Hyperbolic Arc-cotangent.....	578
29.4.3	\$\$ACSCH^XLFHYPER(): Hyperbolic Arc-cosecant.....	579
29.4.4	\$\$ASECH^XLFHYPER(): Hyperbolic Arc-secant.....	580
29.4.5	\$\$ASINH^XLFHYPER(): Hyperbolic Arc-sine	580
29.4.6	\$\$ATANH^XLFHYPER(): Hyperbolic Arc-tangent	581
29.4.7	\$\$COSH^XLFHYPER(): Hyperbolic Cosine	581
29.4.8	\$\$COTH^XLFHYPER(): Hyperbolic Cotangent.....	582
29.4.9	\$\$CSCH^XLFHYPER(): Hyperbolic Cosecant	583
29.4.10	\$\$SECH^XLFHYPER(): Hyperbolic Secant	583
29.4.11	\$\$SINH^XLFHYPER(): Hyperbolic Sine.....	584
29.4.12	\$\$TANH^XLFHYPER(): Hyperbolic Tangent.....	585
29.5	Mathematical Functions—XLFMTH.....	586
29.5.1	\$\$ABS^XLFMTH(): Absolute Value.....	586
29.5.2	\$\$ACOS^XLFMTH(): Arc-cosine (Radians).....	586
29.5.3	\$\$ACOSDEG^XLFMTH(): Arc-cosine (Degrees)	587
29.5.4	\$\$ACOT^XLFMTH(): Arc-cotangent (Radians)	588
29.5.5	\$\$ACOTDEG^XLFMTH(): Arc-cotangent (Degrees).....	588
29.5.6	\$\$ACSC^XLFMTH(): Arc-cosecant (Radians)	589
29.5.7	\$\$ACSCDEG^XLFMTH(): Arc-cosecant (Degrees).....	589
29.5.8	\$\$ASEC^XLFMTH(): Arc-secant (Radians)	590
29.5.9	\$\$ASECDEG^XLFMTH(): Arc-secant (Degrees).....	591
29.5.10	\$\$ASIN^XLFMTH(): Arc-sine (Radians).....	591

29.5.11	\$\$ASINDEG^XLFMTH(): Arc-sine (Degrees)	592
29.5.12	\$\$ATAN^XLFMTH(): Arc-tangent (Radians).....	592
29.5.13	\$\$ATANDEG^XLFMTH(): Arc-tangent (Degrees)	593
29.5.14	\$\$COS^XLFMTH(): Cosine (Radians).....	594
29.5.15	\$\$COSDEG^XLFMTH(): Cosine (Degrees).....	594
29.5.16	\$\$COT^XLFMTH(): Cotangent (Radians)	595
29.5.17	\$\$COTDEG^XLFMTH(): Cotangent (Degrees).....	595
29.5.18	\$\$CSC^XLFMTH(): Cosecant (Radians).....	596
29.5.19	\$\$CSCDEG^XLFMTH(): Cosecant (Degrees)	597
29.5.20	\$\$DECDMS^XLFMTH(): Convert Decimals to Degrees:Minutes:Seconds	597
29.5.21	\$\$DMSDEC^XLFMTH(): Convert Degrees:Minutes:Seconds to Decimal.....	598
29.5.22	\$\$DTR^XLFMTH(): Convert Degrees to Radians.....	599
29.5.23	\$\$E^XLFMTH(): e—Natural Logarithm	599
29.5.24	\$\$EXP^XLFMTH(): e—Natural Logarithm to the Nth Power	600
29.5.25	\$\$LN^XLFMTH(): Natural Log (Base e)	600
29.5.26	\$\$LOG^XLFMTH(): Logarithm (Base 10).....	601
29.5.27	\$\$MAX^XLFMTH(): Maximum of Two Numbers	602
29.5.28	\$\$MIN^XLFMTH(): Minimum of Two Numbers	602
29.5.29	\$\$PI^XLFMTH(): PI.....	603
29.5.30	\$\$PWR^XLFMTH(): X to the Y Power.....	603
29.5.31	\$\$RTD^XLFMTH(): Convert Radians to Degrees.....	604
29.5.32	\$\$SD^XLFMTH(): Standard Deviation	605
29.5.33	\$\$SEC^XLFMTH(): Secant (Radians).....	605
29.5.34	\$\$SECDEG^XLFMTH(): Secant (Degrees)	606
29.5.35	\$\$SIN^XLFMTH(): Sine (Radians)	607
29.5.36	\$\$SINDEG^XLFMTH(): Sine (Degrees).....	607
29.5.37	\$\$SQRT^XLFMTH(): Square Root	608
29.5.38	\$\$TAN^XLFMTH(): Tangent (Radians).....	608
29.5.39	\$\$TANDEG^XLFMTH(): Tangent (Degrees).....	609
29.6	Measurement Functions—XLFMSMT	610
29.6.1	\$\$BSA^XLFMSMT(): Body Surface Area Measurement	610
29.6.2	\$\$LENGTH^XLFMSMT(): Convert Length Measurement.....	611
29.6.3	\$\$TEMP^XLFMSMT(): Convert Temperature Measurement.....	612
29.6.4	\$\$VOLUME^XLFMSMT(): Convert Volume Measurement.....	613
29.6.5	\$\$WEIGHT^XLFMSMT(): Convert Weight Measurement	614
29.7	String Functions—XLFSTR	616
29.7.1	\$\$CJ^XLFSTR(): Center Justify String.....	616

29.7.2	\$\$INVERT^XLFSTR(): Invert String.....	617
29.7.3	\$\$LJ^XLFSTR(): Left Justify String.....	617
29.7.4	\$\$LOW^XLFSTR(): Convert String to Lowercase.....	618
29.7.5	\$\$REPEAT^XLFSTR(): Repeat String.....	619
29.7.6	\$\$REPLACE^XLFSTR(): Replace Strings.....	619
29.7.7	\$\$RJ^XLFSTR(): Right Justify String.....	620
29.7.8	\$\$SENTENCE^XLFSTR(): Convert String to Sentence Case.....	621
29.7.9	\$\$STRIP^XLFSTR(): Strip a String.....	622
29.7.10	\$\$TITLE^XLFSTR(): Convert String to Title Case.....	623
29.7.11	\$\$TRIM^XLFSTR(): Trim String.....	623
29.7.12	\$\$UP^XLFSTR(): Convert String to Uppercase.....	625
29.8	Utility Functions—XLFUTL.....	626
29.8.1	\$\$BASE^XLFUTL(): Convert Between Two Bases.....	626
29.8.2	\$\$CCD^XLFUTL(): Append Check Digit.....	627
29.8.3	\$\$CNV^XLFUTL(): Convert Base 10 to Another Base.....	627
29.8.4	\$\$DEC^XLFUTL(): Convert Another Base to Base 10.....	628
29.8.5	\$\$VCD^XLFUTL(): Verify Integrity.....	629
30	XML: Developer Tools.....	631
30.1	Application Program Interface (API).....	631
30.1.1	\$\$ATTRIB^MXMLDOM(): XML—Get Attribute Name.....	631
30.1.2	\$\$CHILD^MXMLDOM(): XML—Get Child Node.....	632
30.1.3	\$\$CMNT^MXMLDOM(): XML—Extract Comment Text (True/False).....	632
30.1.4	CMNT^MXMLDOM(): XML—Extract Comment Text (True/False).....	633
30.1.5	DELETE^MXMLDOM(): XML—Delete Document Instance.....	634
30.1.6	\$\$EN^MXMLDOM(): XML—Initial Processing, Build In-memory Image....	634
30.1.7	\$\$NAME^MXMLDOM(): XML—Get Element Name.....	636
30.1.8	\$\$PARENT^MXMLDOM(): XML—Get Parent Node.....	636
30.1.9	\$\$SIBLING^MXMLDOM(): XML—Get Sibling Node.....	637
30.1.10	\$\$TEXT^MXMLDOM(): XML—Get Text (True/False).....	637
30.1.11	TEXT^MXMLDOM(): XML—Get Text (True/False).....	638
30.1.12	\$\$VALUE^MXMLDOM(): XML—Get Attribute Value.....	639
30.1.13	EN^MXMLPRSE(): XML—Event Driven API.....	639
30.1.14	\$\$SYMENC^MXMLUTL(): XML—Encoded Strings in Messages.....	643
30.1.15	\$\$XMLHDR^MXMLUTL(): XML—Message Headers.....	644
	Glossary.....	645
	Index.....	653

Figures and Tables

Figures

Figure 1. Alerts: Creating an alert for User #14	11
Figure 2. Alerts: Checking that the alert was sent	11
Figure 3. Alerts: Call to send an alert sample	34
Figure 4. Alerts: Resulting alert, from View Alerts option.....	34
Figure 5. Alerts: Call to send an alert sample	39
Figure 6. Alerts: Resulting alert, from View Alerts option.....	39
Figure 7. FORWARD^XQALFWD: Example	43
Figure 8. ^%ZIS: Example.....	69
Figure 9. GSET^%ZISS: Example	84
Figure 10. OPEN^%ZISUTL: Example	89
Figure 11. Device Handler: Issuing form feeds following current guidelines.....	94
Figure 12. Device Handler: Alternate approach following current guidelines	94
Figure 13. Error Trap: Example.....	107
Figure 14. UNWIND^%ZTER: Main code example.....	109
Figure 15. UNWIND^%ZTER: Usage	109
Figure 16. OPKG^XUHUI: Example of creating New Style Cross-references.....	112
Figure 17. OPKG^XUHUI API: Sample scenario.....	113
Figure 18. OPKG^XUHUI: Example of internal results	114
Figure 19. File Access Security: Setting DLAYGO in a template.....	116
Figure 20. Host Files: Opening a Host file using the ^%ZIS API	123
Figure 21. CLOSE^%ZISH: Example	125
Figure 22. Host Files: Overflow lines in a Host file sample	127
Figure 23. OPEN^%ZISH: Example	133
Figure 24. \$\$STATUS^%ZISH: Example.....	134
Figure 25. KIDS Edits and Distribution menu options	159
Figure 26. KIDS: Choosing a build type sample	161
Figure 27. KIDS: Populating a build entry by namespace.....	162
Figure 28. KIDS: Copying a build entry	162
Figure 29. KIDS: Screen 1 of Edit a Build sample.....	165
Figure 30. KIDS: Screen 2 of Edit a Build: Selecting files	166

Figure 31. KIDS: Data dictionary and data settings 167

Figure 32. KIDS: Data dictionary settings screen—DD Export Options 169

Figure 33. KIDS: Partial DD—Choosing DD levels (top level and Multiple) to send: Data Dictionary
Number level..... 169

Figure 34. KIDS: Partial DD—Choosing DD levels (top level and Multiple) to send: Field Number
level..... 170

Figure 35. KIDS: Settings for sending data 171

Figure 36. KIDS: Screen 3 of Edit a Build: Components 175

Figure 37. KIDS: Choosing routines..... 177

Figure 38. KIDS: Selecting templates..... 178

Figure 39. KIDS: Transport a Distribution option—Creating a distribution sample user dialogue 179

Figure 40. KIDS: Transport a Distribution option—Sending via network (PackMan message) sample user
dialogue..... 180

Figure 41. KIDS: Multi-package builds sample 181

Figure 42. KIDS: Exporting global distributions sample..... 182

Figure 43. KIDS: Dialog when the XPDNOQUE variable is set to disable queuing 186

Figure 44. KIDS: "DISABLE" default prompt during installations 187

Figure 45. KIDS : "MOVE routines" default prompt during installations..... 187

Figure 46. KIDS: Environment Check routine sample 188

Figure 47. KIDS: PRE-TRANSPORTATION ROUTINE field sample 189

Figure 48. KIDS: Screen 4 of Edit a Build sample 193

Figure 49. KIDS: Pre-install question (setting up) sample 195

Figure 50. KIDS: Appearance of question during installation..... 196

Figure 51. KIDS: Using checkpoints *with* callbacks: combined pre- and post-install routine 198

Figure 52. KIDS: Required builds sample 200

Figure 53. KIDS: Patch application history sample..... 202

Figure 54. KIDS: Errors Logged in Alpha/Beta Test (QUEUED) option 206

Figure 55. Alpha/Beta Test Option Usage Menu options 207

Figure 56. Actual Usage of Alpha/Beta Test Options option—Sample Option Usage report..... 208

Figure 57. Enter/Edit Kernel Site Parameters—Sample user dialogue..... 210

Figure 58. Menu Manager: Edit options [XUEDITOPT] 228

Figure 59. Programmer Options menu options: Toolkit miscellaneous tools..... 239

Figure 60. Calling the ^%Z Editor—Sample user entries..... 241

Figure 61. ^%Z Editor—Displaying a routine using the ZP command 241

Figure 62. ^%Z Editor—Listing edit commands 242

Figure 63. ^%Z Editor—Line mode help information..... 242

Figure 64. ^%Z Editor—Replace mode editing help information 243

Figure 65. ACTION menu—Sample user entries 243

Figure 66. XQSERVER: Default bulletin..... 304

Figure 67. ZZTALK: Protocol 310

Figure 68. XU USER START-UP option—Sample signon action-type option 311

Figure 69. \$\$ADD^XUSERNEW: Example of adding a new user 323

Figure 70. Spooling: Sending output to the spooler (and pre-defining ZTIO) 333

Figure 71. Spooling: Allowing output to go the spooler (*without* pre-defining ZTIO) 333

Figure 72. Sample code allowing users to select whether a job is queued or not and the output device to use 344

Figure 73. Sample code printing to a device using saved variables..... 344

Figure 74. \$\$DEV^XUTMDEVQ example—Sample code 350

Figure 75. EN^XUTMDEVQ: Sample report..... 352

Figure 76. \$\$NODEV^XUTMDEVQ example—Sample code 354

Figure 77. \$\$QQ^XUTMDEVQ example—Sample code..... 358

Figure 78. \$\$REQQ^XUTMDEVQ example—Sample code..... 360

Figure 79. TaskMan: Print queuer sample code 367

Figure 80. ^%ZTLOAD example—Sample code 369

Figure 81. ^%ZTLOAD example—Sample code execution 371

Figure 82. ^%ZTLOAD example—Sample output 371

Figure 83. REQ^%ZTLOAD example—Sample code 381

Figure 84. ^%ZTLOAD example—Sample code execution 383

Figure 85. ^%ZTLOAD example—Sample output 383

Figure 86. Data standardization replacement relationships 392

Figure 87. Standard Lookup—Single term entered 423

Figure 88. Standard Lookup—Multiple terms entered 424

Figure 89. Display minimized by setting the 3rd parameter = 0..... 425

Figure 90. MTLU with screen display turned off 425

Figure 91: VistA XML Parser Use Example—Create XML file..... 454

Figure 92. VistA XML Parser Use Example—Simple API for XML (SAX) interface..... 455

Figure 93. VistA XML Parser Use Example—Check Document Object Model (DOM) interface..... 455

Figure 94. VistA XML Parser Use Example—List all sibling nodes 455

Figure 95. Routine Tools menu options..... 472

Figure 96. %Index of Routines option—Sample user entries..... 474

Figure 97. Verifier Tools Menu options 481

Figure 98. Programmer Options menu options: Toolkit verification tools 482

Figure 99. XINDEX—Direct mode utilities sample user entries: Specifying a routine name only (1 of 3) 490

Figure 100. XINDEX—Direct mode utilities sample user entries: Specifying a build name (2of 3)..... 492

Figure 101. XINDEX—Direct mode utilities sample user entries: Specifying a package name (3of 3)..... 494

Figure 102. F - Block structure mismatch—Sample code error 495

Figure 103. F - GO or DO mismatch from block structure (M45)—Sample code error 497

Figure 104. F - Label is not valid—Sample code error..... 497

Figure 105. I - Star our pound READ used—Syntactic variation (1 of 2)..... 506

Figure 106. I - Star our pound READ used—Syntactic variation (2 of 2)..... 506

Figure 107. \$\$LOOKUP^XUSER: Example showing confirmation prompt 523

Figure 108. \$\$LOOKUP^XUSER: Example suppressing confirmation prompt..... 523

Figure 109. \$\$LOOKUP^XUSER: Example of a terminated user 523

Figure 110. SAY^XGF: Example to READ a name..... 542

Figure 111. \$\$READ^XGF: Example to accept only Up-Arrow ("↑") and Down-Arrow ("↓") keys..... 542

Tables

Table 1. Alerts: Related terms and definitions.....	13
Table 2. KIDS: Options supporting software application builds and exports.....	160
Table 3. KIDS: Kernel 8.0 component types (listed alphabetically)	161
Table 4. KIDS: Functional layout, Edit a Build.....	163
Table 5. KIDS: Data installation actions	171
Table 6. KIDS: Option and protocol installation actions	176
Table 7. KIDS: Key variables during the environment check	184
Table 8. KIDS: Actions based on environment check conclusions	186
Table 9. KIDS: Installation—XPDDIQ array sample.....	187
Table 10. KIDS: Environment Check—XPDDIQ array sample	188
Table 11. KIDS: Key variables during the pre- and post-install routines	191
Table 12. KIDS: DIR input values for KIDS install questions	194
Table 13. KIDS: Functions using checkpoints <i>with</i> callbacks	197
Table 14. KIDS: Functions using checkpoints <i>without</i> callbacks	199
Table 15. KIDS: Required builds installation actions.....	200
Table 16. KIDS: National PACKAGE file field updates.....	201
Table 17. Alpha/Beta Tracking—KERNEL SYSTEM PARAMETERS file (#8989.3) field setup for KIDS	204
Table 18. Alpha/Beta Tracking—BUILD file (#9.6) field setup for KIDS	205
Table 19. Miscellaneous Tools: Direct Mode Utilities	239
Table 20. ^%ZOSF: Global nodes	286
Table 21 Key variable setup—Server options	303
Table 22. TaskMan: ZTREQ piece and equivalent REQ^ZTLOAD variable	341
Table 23. Parameter Tool—Parameter entity levels	428
Table 24. Routine Tools: Direct Mode Utilities	471
Table 25. Verification Tools: Direct Mode Utilities.....	480
Table 26. XINDEX—Types of findings (category codes or flags).....	486
Table 27. List of the error conditions (messages) that the XINDEX utility flags (grouped by category and listed alphabetically)—Messages are stored in XINDEX1 Routine	487
Table 28. Minimum M implementation features required for the XGF Function Library	531
Table 29. XGF Function Library: Demo functional division	532
Table 30. XGF Function Library: Mnemonics for keys that terminate READs	541
Table 31. \$\$LENGTH^XLFMSMT: Valid units.....	611

Figures and Tables

Table 32. \$\$TEMP^XLFMSMT: Valid units.....	612
Table 33. \$\$VOLUME^XLFMSMT: Valid units.....	613
Table 34. \$\$WEIGHT^XLFMSMT: Valid units.....	615
Table 35. XML Parser even types.....	641

Orientation

How to Use this Manual

This manual provides advice and instruction about Kernel 8.0 and Kernel Toolkit 7.3 Application Program Interfaces (APIs), Direct Mode Utilities, and other information for Veterans Health Information Systems and Technology Architecture (VistA) application developers.

Intended Audience

The intended audience of this manual are the following stakeholders:

- Product Development (PD)—VistA legacy development teams.
- Information Resource Management (IRM)—System administrators at Department of Veterans Affairs (VA) sites who are responsible for computer management and system security on the VistA M Servers.
- Information Security Officers (ISOs)—Personnel at VA sites responsible for system security.
- Product Support (PS).

Legal Requirements



CAUTION: To protect the security of VistA systems, distribution of this software for use on any other computer system by VistA sites is prohibited. All requests for copies of Kernel for non-VistA use should be referred to the VistA site's local Office of Information Field Office (OIFO).

Otherwise, there are no special legal requirements involved in the use of Kernel.

Disclaimers

This manual provides an overall explanation of the Kernel software; however, no attempt is made to explain how the overall VistA programming system is integrated and maintained. Such methods and procedures are documented elsewhere. We suggest you look at the various VA Websites on the Internet and VA Intranet for a general orientation to VistA. For example, visit the Office of Information and Technology (OIT) VistA Development Intranet Website: <http://vista.med.va.gov>





DISCLAIMER: The appearance of any external hyperlink references in this manual does not constitute endorsement by the Department of Veterans Affairs (VA) of this Website or the information, products, or services contained therein. The VA does not exercise any editorial control over the information you may find at these locations. Such links are provided and are consistent with the stated purpose of this VA Intranet Service.

Documentation Conventions

This manual uses several methods to highlight different aspects of the material:

- Various symbols are used throughout the documentation to alert the reader to special information. The following table gives a description of each of these symbols:

Table ii. Documentation symbol descriptions

Symbol	Description
	NOTE/REF: Used to inform the reader of general information including references to additional reading material.
	CAUTION/RECOMMENDATION/DISCLAIMER: Used to caution the reader to take special notice of critical information.

- Descriptive text is presented in a proportional font (as represented by this font).
- Conventions for displaying TEST data in this document are as follows:
 - The first three digits (prefix) of any Social Security Numbers (SSN) will begin with either "000" or "666".
 - Patient and user names will be formatted as follows: [Application Namespace]PATIENT,[N] and [Application Namespace]USER,[N] respectively, where "Application Namespace" is defined in the Approved Application Abbreviations document and "N" represents the first name as a number spelled out and incremented with each new entry. For example, in Kernel (XU) test patient and user names would be documented as follows: XUPATIENT,ONE; XUPATIENT,TWO; XUPATIENT,THREE; etc.
- "Snapshots" of computer online displays (i.e., screen captures/dialogues) and computer source code are shown in a *non*-proportional font and may be enclosed within a box.
- User's responses to online prompts will be **bold** typeface and highlighted in yellow (e.g., **<Enter>**).
- Emphasis within a dialogue box will be **bold** typeface and highlighted in blue (e.g., **STANDARD LISTENER: RUNNING**).
- Some software code reserved/key words will be **bold** typeface with alternate color font.
- References to "**<Enter>**" within these snapshots indicate that the user should press the **<Enter>** key on the keyboard. Other special keys are represented within < > angle brackets. For example, pressing the **PF1** key can be represented as pressing **<PF1>**.
- Author's comments are displayed in italics or as "callout" boxes.



NOTE: Callout boxes refer to labels or descriptions usually enclosed within a box, which point to specific areas of a displayed image.

- This manual refers to the M programming language. Under the 1995 American National Standards Institute (ANSI) standard, M is the primary name of the MUMPS programming language, and MUMPS will be considered an alternate name. This manual uses the name M.

- Descriptions of direct mode utilities are prefaced with the standard M ">" prompt to emphasize that the call is to be used *only in direct mode*. They also include the M command used to invoke the utility. The following is an example:

```
>D ^XUP
```

- The following conventions will be used with regards to APIs:
 - Headings for developer API descriptions (e.g., supported for use in applications and on the Database Integration Committee [DBIC] list) include the routine tag (if any), the caret ("^") used when calling the routine, and the routine name. The following is an example:

```
EN1^XQH
```

- For APIs that take input parameter, the input parameter will be labeled "required" when it is a required input parameter and labeled "optional" when it is an optional input parameter.
- For APIs that take parameters, parameters are shown in lowercase and variables are shown in uppercase. This is to convey that the parameter name is merely a placeholder; M allows you to pass a variable of any name as the parameter or even a string literal (if the parameter is not being passed by reference). The following is an example of the formatting for input parameters:

```
XGLMSG^XGLMSG(msg_type,[.]var[,timeout])
```

- Rectangular brackets [] around a parameter are used to indicate that passing the parameter is optional. Rectangular brackets around a leading period [.] in front of a parameter indicate that you can optionally pass that parameter by reference.
- All APIs are categorized by function. This categorization is subjective and subject to change based on feedback from the development community. In addition, some APIs could fall under multiple categories; however, they are only listed once under a chosen category.

APIs within a category are first sorted alphabetically by Routine name and then within routine name are sorted alphabetically by Tag reference. The "\$\$", "^", or "^%" prefixes on APIs is ignored when alphabetizing.

- All uppercase is reserved for the representation of M code, variable names, or the formal name of options, field/file names, and security keys (e.g., the XUPROGMODE security key).



NOTE: Other software code (e.g., Delphi/Pascal and Java) variable names and file/folder names can be written in lower or mixed case.

Documentation Navigation

This document uses Microsoft® Word's built-in navigation for internal hyperlinks. To add **Back** and **Forward** navigation buttons to your toolbar, do the following:

1. Right-click anywhere on the customizable Toolbar in Word 2007 (not the Ribbon section).
2. Select **Customize Quick Access Toolbar** from the secondary menu.
3. Press the drop-down arrow in the "Choose commands from:" box.
4. Select **All Commands** from the displayed list.
5. Scroll through the command list in the left column until you see the **Back** command (green circle with arrow pointing left).
6. Click/Highlight the **Back** command and press the **Add** button to add it to your customized toolbar.
7. Scroll through the command list in the left column until you see the **Forward** command (green circle with arrow pointing right).
8. Click/Highlight the Forward command and press the **Add** button to add it to your customized toolbar.
9. Press **OK**.

You can now use these **Back** and **Forward** command buttons in your Toolbar to navigate back and forth in your Word document when clicking on hyperlinks within the document.



NOTE: This is a one-time setup and will automatically be available in any other Word document once you install it on the Toolbar.

How to Obtain Technical Information Online

Exported VistA M Server-based software file, routine, and global documentation can be generated using Kernel, MailMan, and VA FileMan utilities.



NOTE: Methods of obtaining specific technical information online will be indicated where applicable under the appropriate topic.

REF: See the *Kernel Technical Manual* for further information.

Help at Prompts

VistA M Server-based software provides online help and commonly used system default prompts. Users are encouraged to enter question marks at any response prompt. At the end of the help display, you are immediately returned to the point from which you started. This is an easy way to learn about any aspect of VistA M Server-based software.

Obtaining Data Dictionary Listings

Technical information about VistA M Server-based files and the fields in files is stored in data dictionaries (DD). You can use the List File Attributes option on the Data Dictionary Utilities submenu in VA FileMan to print formatted data dictionaries.



REF: For details about obtaining data dictionaries and about the formats available, see the "List File Attributes" chapter in the "File Management" section of the *VA FileMan Advanced User Manual*.

Assumptions about the Reader

This manual is written with the assumption that the reader is familiar with the following:

- VistA computing environment:
 - Kernel—VistA M Server software
 - VA FileMan data structures and terminology—VistA M Server software
- Microsoft Windows environment
- M programming language

Reference Materials

Readers who wish to learn more about Kernel should consult the following:

- *Kernel Release Notes*
- *Kernel Installation Guide*
- *Kernel Systems Management Guide*
- *Kernel Developer's Guide* (this manual)
- *Kernel Technical Manual*
- *Kernel Security Tools Manual*
- Kernel VA Intranet Website: <http://vista.med.va.gov/kernel/index.asp>

This site contains other information and provides links to additional documentation.

VistA documentation is made available online in Microsoft Word format and in Adobe Acrobat Portable Document Format (PDF). The PDF documents *must* be read using the Adobe Acrobat Reader, which is freely distributed by Adobe Systems Incorporated at the following Website: <http://www.adobe.com/>

VistA documentation can be downloaded from the VHA Software Document Library (VDL) Website: <http://www.va.gov/vdl/>

VistA documentation and software can also be downloaded from the Product Support (PS) anonymous directories:

- Preferred Method [download.vista.med.va.gov](ftp://download.vista.med.va.gov)



NOTE: This method transmits the files from the first available FTP server.

- Albany OIFO [ftp.fo-albany.med.va.gov](ftp://ftp.fo-albany.med.va.gov)
- Hines OIFO [ftp.fo-hines.med.va.gov](ftp://ftp.fo-hines.med.va.gov)
- Salt Lake City OIFO [ftp.fo-slc.med.va.gov](ftp://ftp.fo-slc.med.va.gov)

1 Introduction

This manual provides descriptive information about Kernel for use by application developers. Kernel provides developers with a number of tools. These tools include Application Program Interfaces (APIs) and direct-mode utilities. These tools let you create applications that are fully integrated with Kernel and that take advantage of Kernel's features.

This manual assumes that the reader is familiar with the computing environment of the VA's Veterans Health Information Systems and Technology Architecture (VistA), and understands VA FileMan data structures and terminology. Understanding of the M programming language is required for this manual. No attempt is made to explain how the overall VistA programming system is integrated and maintained; such methods and procedures are documented elsewhere.

You can find developer information in the chapters and sub-chapters of this manual that contain "Developer Tools" in their titles. You might want to concentrate on those chapters in this manual that could affect your project. For example, if you are working on a project requiring tasking a job, you should familiarize yourself with the information in the "TaskMan: Developer Tools" chapter in this manual.

Kernel provides developers with a number of tools. These tools include Application Program Interfaces (APIs), and direct-mode utilities. These tools let you create applications that are fully integrated with Kernel and that take advantage of Kernel's features.

The *Kernel Developer's Guide* is divided into chapters, based on the following functional API/Direct Mode Utility categories within Kernel (listed alphabetically):

- Address Hygiene: Developer Tools
- Alerts: Developer Tools
- Common Services: Developer Tools
- Device Handler: Developer Tools
- Domain Name Service (DNS): Developer Tools
- Electronic Signatures: Developer Tools
- Error Processing: Developer Tools
- Field Monitoring: Developer Tools
- File Access Security: Developer Tools
- Help Processor: Developer Tools
- Host Files: Developer Tools
- Institution File: Developer Tools
- Kernel Installation and Distribution System (KIDS): Developer Tools
- Menu Manager: Developer Tools
- Miscellaneous: Developer Tools
- Name Standardization: Developer Tools

- National Provider Identifier (NPI): Developer Tools
- Operating System (OS) Interface: Developer Tools
- Security Keys: Developer Tools
- Server Options: Developer Tools
- Signon/Security: Developer Tools
- Spooling: Developer Tools
- TaskMan: Developer Tools
- Toolkit: Developer Tools
- Unwinder: Developer Tools
- User: Developer Tools
- XGF Function Library: Developer Tools
- XLF Function Library: Developer Tools
 - Date Functions—XLFDT
 - Hyperbolic Trigonometric Functions—XLFHYPER
 - Mathematical Functions—XLFMTH
 - Measurement Functions—XLFMSMT
 - String Functions—XLFSTR
 - Utility Functions—XLFUTL
- XML: Developer Tools



REF: For general user information and system manager information, see the *Kernel Systems Management Guide*.

Instructions for installing Kernel are provided in the *Kernel Installation Guide*. This guide also includes information about software application management (e.g., recommended settings for site parameters and scheduling time frames for tasked options).

Information on recommended system configuration and setting Kernel's site parameters, as well as lists of files, routines, options, and other components are documented in the *Kernel Technical Manual*.

Information about managing computer security, which includes a detailed description of techniques that can be used to monitor and audit computing activity, is presented in the *Kernel Security Tools Manual*.

2 Address Hygiene: Developer Tools

2.1 Application Program Interface (API)

Several APIs are available for developers to work with address hygiene. These APIs are described below.

2.1.1 CCODE^XIPUTIL(): FIPS Code Data

Reference Type	Supported
Category	Address Hygiene
IA #	3618
Description	This API returns all the data associated for a FIPS code.
Format	CCODE^XIPUTIL(<i>fips</i> , . <i>xipc</i>)
Input Parameters	<i>fips</i> : (required) FIPS Code.
Output Parameters	<i>xipc</i> : An array containing the following: XIPC("COUNTY")—County associated with this FIPS code XIPC("FIPS CODE")—5-digit FIPS county code XIPC("INACTIVE DATE")—Date the FIPS code was inactivated XIPC("LATITUDE")—Estimated Latitude of the county XIPC("LONGITUDE")—Estimated Longitude of the county XIPC("STATE")—State associated with this FIPS code XIPC("STATE POINTER")—Pointer to the state in the STATE file (#5) XIPC("ERROR")—Errors encountered during lookup

Example

```
>S ZFIPS=54041
>S ZTMP=""
>D CCODE^XIPUTIL(ZFIPS,.ZTMP)
>ZW ZTMP,ZFIPS
ZFIPS=54041
ZTMP=
ZTMP("COUNTY")=LEWIS
ZTMP("FIPS CODE")=54041
ZTMP("INACTIVE DATE")=
ZTMP("LATITUDE")=39:00N
ZTMP("LONGITUDE")=80:28W
ZTMP("STATE")=WEST VIRGINIA
ZTMP("STATE POINTER")=54
```

2.1.2 \$\$FIPS^XIPUTIL(): FIPS Code for ZIP Code

Reference Type	Supported
Category	Address Hygiene
IA #	3618
Description	This extrinsic function returns the Federal Information Processing Standard (FIPS) Code associated with the Postal Code.
Format	<code>\$\$FIPS^XIPUTIL(pcode)</code>
Input Parameters	<code>pcode:</code> (required) Postal Code for which the FIPS Code is returned.
Output	<code>returns:</code> Returns the FIPS Code.

Example

```
>S X=$$FIPS^XIPUTIL("26452")
>W X
54041
```

2.1.3 \$\$FIPSCCHK^XIPUTIL(): Check for FIPS Code

Reference Type	Supported
Category	Address Hygiene
IA #	3618
Description	This extrinsic function answers the question as to whether or not a Federal Information Processing Standard (FIPS) code exists. It returns the following: <ul style="list-style-type: none"> • IEN—Internal Entry Number, if the FIPS code exists. • Zero (0)—FIPS Code does <i>not</i> exist.
Format	<code>\$\$FIPSCCHK^XIPUTIL(fips)</code>
Input Parameters	<code>fips:</code> (required) FIPS Code.
Output	<code>returns:</code> Returns: <ul style="list-style-type: none"> IEN—Internal Entry Number, if the FIPS code exists. Zero (0)—FIPS Code does <i>not</i> exist.

Example 1

```
>S X=$$FIPSCCHK^XIPUTIL("54041")  
  
>W X  
335
```

Example 2

```
>S X=$$FIPSCCHK^XIPUTIL("54999")  
  
>W X  
0
```

2.1.4 POSTAL^XIPUTIL(): ZIP Code Information

Reference Type	Supported
Category	Address Hygiene
IA #	3618
Description	This API returns United States Postal Service (USPS)-related data/information in an output array (see Output) for the preferred (default) ZIP Code.
Format	POSTAL^XIPUTIL(pcode, .xip)
Input Parameters	pcode: (required) Postal Code for which data is returned.

Output Parameters .xip:

An array containing the following:

XIP("CITY")—City that the USPS assigned to this PCODE.

XIP("CITY ABBREVIATION")—USPS's assigned abbreviation.

XIP("CITY KEY")—USPS's assigned city key.

XIP("COUNTY")—County associated with this PCODE.

XIP("COUNTY POINTER")—Pointer to the county in the COUNTY CODE file (#5.13).

XIP("FIPS CODE")—5-digit FIPS code associated with the county.

XIP("INACTIVE DATE")—Date FIPS Code inactive.

XIP("LATITUDE")—Latitude.

XIP("LONGITUDE")—Longitude.

XIP("POSTAL CODE")—Value used to look up postal data.

XIP("PREFERRED CITY KEY")—USPS preferred (DEFAULT) city key.

XIP("STATE")—State associated with this PCODE.

XIP("STATE POINTER")—Pointer to the state in the STATE file (#5).

XIP("UNIQUE KEY")—Unique lookup value.

XIP("ERROR")—Errors encountered during lookup.

Example 1

```

>S ZCODE=94114
>S ZTMP=""
>D POSTAL^XIPUTIL(ZCODE, .ZTMP)
>ZW ZTMP, ZCODE
ZCODE=94114
ZTMP=
ZTMP("CITY")=SAN FRANCISCO
ZTMP("CITY ABBREVIATION")=
ZTMP("CITY KEY")=Z22802
ZTMP("COUNTY")=SAN FRANCISCO
ZTMP("COUNTY POINTER")=2910
ZTMP("FIPS CODE")=06075
ZTMP("INACTIVE DATE")=
ZTMP("LATITUDE")=39:00N
ZTMP("LONGITUDE")=80:28W
ZTMP("POSTAL CODE")=94114
ZTMP("PREFERRED CITY KEY")=Z22802
ZTMP("STATE")=CALIFORNIA
ZTMP("STATE POINTER")=6
ZTMP("UNIQUE KEY")=94114Z22802

```

Example 2

```

>S ZCODE=94612
>S ZTMP=""
>D POSTAL^XIPUTIL(ZCODE,.ZTMP)
>ZW ZTMP,ZCODE
ZCODE=94612
ZTMP=
ZTMP("CITY")=OAKLAND
ZTMP("CITY ABBREVIATION")=
ZTMP("CITY KEY")=Z22296
ZTMP("COUNTY")=ALAMEDA
ZTMP("COUNTY POINTER")=2912
ZTMP("FIPS CODE")=06001
ZTMP("INACTIVE DATE")=
ZTMP("POSTAL CODE")=94612
ZTMP("PREFERRED CITY KEY")=Z22296
ZTMP("STATE")=CALIFORNIA
ZTMP("STATE POINTER")=6
ZTMP("UNIQUE KEY")=94612Z22296

```

2.1.5 POSTALB^XIPUTIL(): Active ZIP Codes

Reference Type	Supported
Category	Address Hygiene
IA #	3618
Description	This API returns all of the active ZIP Codes for a single ZIP Code.
Format	POSTALB^XIPUTIL(pcode,.xip)
Input Parameters	pcode: (required) Postal Code for which the data is being requested.

Output Parameters .xip(n): The number of primary subscripts in an array:

XIP(n,"CITY")—City that the USPS assigned to this PCODE.
 An asterisk "*" indicates which city is
 PREFERRED (DEFAULT).

XIP(n,"CITY KEY")—USPS's assigned city key.

XIP(n,"CITY ABBREVIATION")—USPS's assigned
 abbreviation.

XIP(n,"COUNTY")—County associated with this PCODE.

XIP(n,"COUNTY POINTER")—Pointer to the county in
 COUNTY CODE file
 (#5.13).

XIP(n,"FIPS CODE")—5-digit FIPS code associated with the
 county

XIP(n,"POSTAL CODE")—Value used to look up postal data

XIP(n,"PREFERRED CITY KEY")—USPS preferred
 (DEFAULT) city key.

XIP(n,"STATE")—State associated with this PCODE.

XIP(n,"STATE POINTER")—Pointer to the state in the
 STATE file (#5).

XIP(n,"UNIQUE KEY")—Unique lookup value.

XIP("ERROR")—Errors encountered during lookup.

Example

```
>S ZCODE=26452
>S ZTMP=""
>D POSTALB^XIPUTIL(ZCODE,.ZTMP)
>ZW ZTMP,ZCODE
ZCODE=26452
ZTMP=2
ZTMP(1,"CITY")=WESTON*
ZTMP(1,"CITY ABBREVIATION")=
ZTMP(1,"CITY KEY")=X29362
ZTMP(1,"COUNTY")=LEWIS
ZTMP(1,"COUNTY POINTER")=335
ZTMP(1,"FIPS CODE")=54041
ZTMP(1,"POSTAL CODE")=26452
ZTMP(1,"PREFERRED CITY KEY")=X29362
ZTMP(1,"STATE")=WEST VIRGINIA
ZTMP(1,"STATE POINTER")=54
ZTMP(1,"UNIQUE KEY")=26452X29362
ZTMP(2,"CITY")=VALLEY CHAPEL
ZTMP(2,"CITY ABBREVIATION")=
ZTMP(2,"CITY KEY")=X2A444
ZTMP(2,"COUNTY")=LEWIS
ZTMP(2,"COUNTY POINTER")=335
ZTMP(2,"FIPS CODE")=54041
ZTMP(2,"POSTAL CODE")=26452
ZTMP(2,"PREFERRED CITY KEY")=X29362
ZTMP(2,"STATE")=WEST VIRGINIA
ZTMP(2,"STATE POINTER")=54
ZTMP(2,"UNIQUE KEY")=26452X2A444
```

3 Alerts: Developer Tools

An application might want to issue an alert to one or more users when certain conditions are met, such as depleted stock levels or abnormal lab test results.

Alerts are usually generated through APIs. The SETUP^XQALERT API is used to create an alert.

You may want to send alerts from within an application program or as part of a trigger in a VA FileMan file. Developers and IRM staff are invited to discover imaginative ways to integrate alerts within local and national programming. Remember, however, not to overwhelm the user with alerts.

Once you have sent an alert, one way you can confirm that the alert was sent is to use the VA FileMan Inquire option, and examine the entry in the ALERT file (#8992) for the users to whom you sent the alert.

Figure 1. Alerts: Creating an alert for User #14

```
; send alert
S XQA(14)=" ",XQAMSG="Enter progress note",XQAOPT="ZZNOTES"
D SETUP^XQALERT
```

Figure 2. Alerts: Checking that the alert was sent

```
>D Q^DI
Select OPTION: INQ <Enter> UIRE TO FILE ENTRIES
OUTPUT FROM WHAT FILE: ALERT
Select ALERT RECIPIENT: 14 <Enter> EXAMPLE,PERSON
ANOTHER ONE: <Enter>
STANDARD CAPTIONED OUTPUT? YES// <Enter>
Include COMPUTED fields: (N/Y/R/B): NO// <Enter> - No record number (IEN), no
Computed Fields

RECIPIENT: EXAMPLE,USER
ALERT DATE/TIME: DEC 01, 1994@08:02:21
ALERT ID: NO-ID;161;2941201.080221
MESSAGE TEXT: Enter Progress Note NEW ALERT FLAG: NEW
ACTION FLAG: RUN ROUTINE ENTRY POINT: ZZOPT
```

3.1 Package Identifier vs. Alert Identifier

3.1.1 Package Identifier

The software application identifier for an alert is defined as the original value of the XQAID input variable when the alert is created via the SETUP^XQALERT: Send Alerts API. Typically, the software application identifier should begin with the software application namespace.

3.1.2 Alert Identifier

The alert identifier consists of three semicolon pieces:

```
pkgid_";"_duz_";"_time
```

Where pkgid is the original software application identifier, duz is the DUZ of the user who created the alert, and time is the time the alert was created (in VA FileMan format). The alert identifier uniquely identifies a particular alert (it is used as the value of the .01 field in the ALERT TRACKING file [#8992.1]).

The distinction between software application identifier and alert identifier is important. More than one alert can share the same software application identifier, but the alert identifier is unique. Some Alert Handler APIs ask for a software application identifier (and act on multiple alerts), while other APIs ask for an alert identifier (and act on a single alert).

3.2 Package Identifier Conventions

The Computerized Patient Record System (CPRS) software uses a convention for the format of the software application identifier consisting of three comma-delimited pieces:

```
namespace_"_"_dfn_"_"_notificationcode
```

Where namespace is the software application namespace, DFN is the internal entry number of the patient whom the alert concerns in the PATIENT file (#2), and notification code is a code maintained by the CPRS software describing the type of alert.



NOTE: This three-comma-piece software application identifier is still only the first semicolon piece of an alert identifier.

Several Alert Handler APIs make use of these software application identifier conventions:

- PATIENT^XQALERT returns an array of alerts for a particular patient, based on the second comma-piece of alerts' software application identifiers.
- PTPURG^XQALBUTL purges alerts for a particular patient, based on the second comma-piece of alerts' software application identifiers.
- NOTIPURG^XQALBUTL purges alerts with a particular notification code, based on the third comma-piece of alerts' software application identifiers.

3.3 Glossary of Terms for Alerts


Table 1. Alerts: Related terms and definitions

Term	Definition
ALERTS	<p>An alert notifies one or more users of a matter requiring immediate attention. Alerts function as brief notices that are distinct from mail messages or triggered bulletins.</p> <p>Alerts are designed to provide interactive notification of pending computing activities (e.g., the need to reorder supplies or review a patient's clinical test results). Along with the alert message is an indication that the View Alerts common option should be chosen to take further action.</p> <p>An alert includes any specifications made by the developer when designing the alert. This minimally includes the alert message and the list of recipients (an information-only alert). It can also include an alert action, software application identifier, alert flag, and alert data. Alerts are stored in the ALERT file (#8992).</p>
ALERT ACTION	The computing activity that can be associated with an alert (i.e., an option [XQAOPT input variable] or routine [XQAROU input variable]).
ALERT DATA	An optional string that the developer can define when creating the alert. This string is restored in the XQADATA input variable when the alert action is taken.
ALERT FLAG	An optional tool currently controlled by the Alert Handler to indicate how the alert should be processed (XQAF LG input variable).
ALERT HANDLER	The name of the mechanism by which alerts are stored, presented to the user, processed, and deleted. The Alert Handler is a part of Kernel, in the XQAL namespace.
ALERT IDENTIFIER	A three-semicolon piece identifier, composed of the original Package Identifier (described below) as the first piece; the DUZ of the alert creator as the second piece; and the date and time (in VA FileMan format) when the alert was created as the third piece. The Alert Identifier is created by the Alert Handler and uniquely identifies an alert.
ALERT MESSAGE	One line of text that is displayed to the user (the XQAMSG input variable).
PACKAGE IDENTIFIER	An optional identifier that the developer can use to identify the alert for such purposes as subsequent lookup and deletion (XQAID input variable).
PURGE INDICATOR	Checked by the Alert Handler (in the XQAKILL input variable) to determine whether an alert should be deleted, and whether deletion should be for the current user or for all users who might receive the alert.

3.4 Application Program Interface (API)

Several APIs are available for developers to work with alerts. These APIs are described below.

3.4.1 AHISTORY^XQALBUTL(): Get Alert Tracking File Information

Reference Type	Supported
Category	Alerts
IA #	2788
Description	This API returns information from the ALERT TRACKING file (#8992.1) for alerts with the xqaid input parameter as its alert ID. The data is returned descendent from the closed root passed in the root input parameter. Usually, xqaid is known based on alert processing.
Format	AHISTORY^XQALBUTL(xqaid,root)
Input Parameters	<p>xqaid: (required) This is the value of the alert identifier. It is passed to the routine or option that is run when the alert is selected. It can also be obtained from a listing of all of the xqaid values for a specified user and/or patient.</p> <p>root: (required) This parameter is a closed reference to a local or global root. The information associated with the desired entry in the ALERT TRACKING file (#8992.1) is returned descendent from the specified root.</p>
	<p> NOTE: A more user (developer) friendly call would be the ALERTDAT^XQALBUTL(): API, which returns the data in an array with the field numbers and names as the subscripts and the internal and external (if different) values as the value.</p>
Output	returns: The data returned reflects the global structure of the ALERT TRACKING file (#8992.1).

Example

The following example illustrates the use of this API and the format of the data returned.

```
>S XQAID="NO-ID;20;2990212.11294719"
>D AHISTORY^XQALBUTL(XQAID,"XXXROOT")
>ZW XXXROOT

XXXROOT(0)=NO-ID;20;2990212.11294719^2990212.112947^NO-ID^^20
XXXROOT(1)=TEST MESSAGE (ROUTINE) 20^^^XM
XXXROOT(20,0)=^8992.11^20^1
XXXROOT(20,1,0)=20^2990212.112954^2990212.145609^2990212.145621^2990212.145621
XXXROOT(20,"B",20,1)=
```

This is in the basic structure of the nodes taken from the global for this entry, which can be seen from a global map view of the ALERT TRACKING file (#8992.1):

```
^XTV(8992.1,D0,0)= (#.01) NAME [1F] ^ (#.02) DATE CREATED [2D]^ (#.03) PKG
==>ID [3F] ^ (#.04) PATIENT [4P] ^ (#.05)
GENERATED BY [5P] ^
==>(#.06) GENERATED WHILE QUEUED [6S] ^ (#.07)
STATUS [7S] ^
==>(#.08) RETENTION DATE [8D] ^

^XTV(8992.1,D0,1)= (#1.01) DISPLAY TEXT [1F] ^ (#1.02) OPTION FOR PROCESSING
==>[2F] ^ (#1.03) ROUTINE TAG [3F] ^ (#1.04)
ROUTINE FOR
==>PROCESSING [4F] ^

^XTV(8992.1,D0,2)= (#2) DATA FOR PROCESSING [E1,245F] ^

^XTV(8992.1,D0,20,0)=^8992.11PA^^ (#20) RECIPIENT

^XTV(8992.1,D0,20,D1,0)= (#.01) RECIPIENT [1P] ^ (#.02) ALERT FIRST DISPLAYED
==>[2D] ^ (#.03) FIRST SELECTED ALERT [3D] ^ (#.04)
==>PROCESSED ALERT [4D] ^ (#.05) DELETED ON [5D] ^
==>(#.06) AUTO DELETED [6D] ^ (#.07) FORWARDED BY [7P]
==>^ (#.08) DATE/TIME FORWARDED [8D] ^ (#.09) DELETED
==>BY USER [9P] ^
```



NOTE: A more user (developer) friendly API would be the ALERTDAT^XQALBUTL(): API, which returns the data in an array with the field numbers and names as the subscripts and the internal and external (if different) values as the value.

3.4.2 ALERTDAT^XQALBUTL(): Get Alert Tracking File Information

Reference Type	Supported	
Category	Alerts	
IA #	2788	
Description	This API returns information from the ALERT TRACKING file (#8992.1) for alerts with the xqaid input parameter as its alert ID in the array specified by the root input parameter. If root is not specified, then the data is returned in an XQALERTD array. If the specified alert is not present, the root array is returned with a NULL value.	
Format	ALERTDAT^XQALBUTL(xqaid[,root])	
Input Parameters	xqaid:	(required) This is the value of the alert identifier. It is passed to the routine or option that is run when the alert is selected. It can also be obtained from a listing of all of the xqaid values for a specified user and/or patient.
	root:	(optional) This parameter is a closed reference to a local or global root. If root is not specified, then the data is returned in an XQALERTD array.
Output	returns:	<p>Returns:</p> <p>ALERT TRACKING File Entry—The information associated with the desired entry in the ALERT TRACKING file (#8992.1) descendent from the specified root.</p> <p>NULL—If the specified alert is not present, the array root is returned with a NULL value.</p>

Example

```

>S XQAID="NO-ID;20;2990212.11294719"
>D ALERTDAT^XQALBUTL(XQAID,$NA(^TMP($J,"A")))
>D ^%G Global ^TMP($J,"A"
    TMP($J,"A"
^TMP(000056198,"A",.01) = NO-ID;20;2990212.11294719
^TMP(000056198,"A",.01,"NAME") =
^TMP(000056198,"A",.02) = 2990212.112947^FEB 12, 1999@11:29:47
^TMP(000056198,"A",.02,"DATE CREATED") =
^TMP(000056198,"A",.03) = NO-ID ^TMP(000056198,"A",.03,"PKG ID") =
^TMP(000056198,"A",.04) =
^TMP(000056198,"A",.04,"PATIENT") = ^TMP(000056198,"A",.05) = 20^USER,XXX
^TMP(000056198,"A",.05,"GENERATED BY") =
^TMP(000056198,"A",.06) = ^TMP(000056198,"A",.06,"GENERATED WHILE QUEUED") =
^TMP(000056198,"A",.07) =
^TMP(000056198,"A",.07,"STATUS") =
^TMP(000056198,"A",.08) =
^TMP(000056198,"A",.08,"RETENTION DATE") =
^TMP(000056198,"A",1.01) = TEST MESSAGE (ROUTINE) 20
^TMP(000056198,"A",1.01,"DISPLAY TEXT") =
^TMP(000056198,"A",1.02) = ^TMP(000056198,"A",1.02,"OPTION FOR PROCESSING") =
^TMP(000056198,"A",1.03) =
^TMP(000056198,"A",1.03,"ROUTINE TAG") =
^TMP(000056198,"A",1.04) = XM ^TMP(000056198,"A",1.04,"ROUTINE FOR PROCESSING") =
^TMP(000056198,"A",2) =
^TMP(000056198,"A",2,"DATA FOR PROCESSING") =

```

The data elements at the top level of the ACTIVITY TRACKING file are returned subscripted by the field numbers. This subscript is sufficient to obtain the data. The values are shown as internal^external if the internal and external forms are different. The next subscript after the field number will provide the field names if they are desired.

3.4.3 DELSTAT^XQALBUTL(): Get User Information and Status for Recent Alert

Reference Type	Supported
Category	Alerts
IA #	3197
Description	This API obtains information on the recipients of the most recent alert with a specified alert ID and the status of whether the alert has been deleted or not for those recipients.
Format	DELSTAT^XQALBUTL(xqaidval, .values)
Input Parameters	xqaidval: (required) This input parameter is a value that has been used as the xqaid value for generating an alert by a software application. This value is used to identify the most recent alert generated with this xqaid value and that alert is used to generate the responses in terms of recipients and deletion status of the alert for each of the recipients.
Output Parameters	.values: This parameter is passed by reference and is returned as an array. The value of the values array indicates the number of entries in the array. The entries are then ordered in numerical order in the values array. The array contains the DUZ for users along with an indicator of whether or not the alert has been deleted.



NOTE: The contents of the array are KILLED prior to building the list.

For example:

DUZ^1—If alert deleted.

DUZ^0—If alert *not* deleted.

Example

```
>D DELSTAT^XQALBUTL("OR;14765;23",.VALUE)
```

The value of VALUE indicates the number of entries in the array. The entries are then ordered in numerical order in the VALUE array:

```
VALUE = 3
VALUE(1) = "146^0"   User 146 - not deleted
VALUE(2) = "297^1"   User 297 - deleted
VALUE(3) = "673^0"   User 673 - not deleted
```

3.4.4 NOTIPURG^XQALBUTL(): Purge Alerts Based on Code

Reference Type	Supported		
Category	Alerts		
IA #	3010		
Description	This API deletes all alerts that have the specified NOTIFNUM notification number as the third comma-piece of the alert's Package Identifier (the original value of XQAID when the alert was created).		
Format	NOTIPURG^XQALBUTL(notifnum)		
Input Parameters	<table> <tr> <td>notifnum:</td> <td>(required) The notification number for which all alerts should be deleted. Alerts are deleted if the value of this parameter matches the third comma-piece in the alert's Package Identifier.</td> </tr> </table>	notifnum:	(required) The notification number for which all alerts should be deleted. Alerts are deleted if the value of this parameter matches the third comma-piece in the alert's Package Identifier.
notifnum:	(required) The notification number for which all alerts should be deleted. Alerts are deleted if the value of this parameter matches the third comma-piece in the alert's Package Identifier.		
Output	none		

3.4.5 \$\$PENDING^XQALBUTL(): Pending Alerts for a User

Reference Type	Supported				
Category	Alerts				
IA #	2788				
Description	<p>This extrinsic function returns whether or not the user specified has the alert indicated by the xqaid input parameter as pending. It returns either of the following:</p> <ul style="list-style-type: none"> • 1—YES, alert is pending. • 0—NO, alert is <i>not</i> pending. 				
Format	\$\$PENDING^XQALBUTL(xqauser,xqaid)				
Input Parameters	<table> <tr> <td>xqauser:</td> <td>(required) This is the Internal Entry Number (IEN, DUZ value) in the NEW PERSON file (#200) for the desired user.</td> </tr> <tr> <td>xqaid</td> <td>(required) This is the value of the alert identifier. It is passed to the routine or option that is run when the alert is selected. It can also be obtained from a listing of all of the xqaid values for a specified user and/or patient.</td> </tr> </table>	xqauser:	(required) This is the Internal Entry Number (IEN, DUZ value) in the NEW PERSON file (#200) for the desired user.	xqaid	(required) This is the value of the alert identifier. It is passed to the routine or option that is run when the alert is selected. It can also be obtained from a listing of all of the xqaid values for a specified user and/or patient.
xqauser:	(required) This is the Internal Entry Number (IEN, DUZ value) in the NEW PERSON file (#200) for the desired user.				
xqaid	(required) This is the value of the alert identifier. It is passed to the routine or option that is run when the alert is selected. It can also be obtained from a listing of all of the xqaid values for a specified user and/or patient.				
Output	<table> <tr> <td>returns:</td> <td> Returns: <ul style="list-style-type: none"> • 1—YES, alert is pending. • 0—NO, alert is <i>not</i> pending. </td> </tr> </table>	returns:	Returns: <ul style="list-style-type: none"> • 1—YES, alert is pending. • 0—NO, alert is <i>not</i> pending. 		
returns:	Returns: <ul style="list-style-type: none"> • 1—YES, alert is pending. • 0—NO, alert is <i>not</i> pending. 				

Example 1

The following is an example of an alert *not* pending:

```
>S XQAID="NO-ID;20;2990212.11294719"
>W $$PENDING^XQALBUTL(20,XQAID)
0
```

Example 2

The following is an example of an alert pending:

```
>S XQAID="NO-ID;20;2990212.15540723"
>W $$PENDING^XQALBUTL(20,XQAID)
1
```

3.4.6 \$\$PKGPEND^XQALBUTL(): Pending Alerts for a User in Specified Software

Reference Type	Supported
Category	Alerts
IA #	2788
Description	<p>This extrinsic function returns whether or not the user specified has an alert with XQAID containing the first ";"-piece (software/package identifier) indicated by the xqapkg input parameter pending. It returns either of the following:</p> <ul style="list-style-type: none"> • 1—YES, indicates one <i>or more</i> alerts pending for the specified user containing the software/package identifier. • 0—NO, alerts <i>not</i> pending.
Format	\$\$PENDING^XQALBUTL(xqouser, xqapkg)
Input Parameters	<p>xqouser: (required) This is the Internal Entry Number (IEN, DUZ value) in the NEW PERSON file (#200) for the desired user.</p> <p>xqapkg: (required) This is the software/package identifier portion of the alert identifier (XQAID). It is a textual identifier for the software that created the alert and is the first ";"-piece of XQAID. It can be used in this context to determine whether the user specified by xqouser has any alerts pending containing the specified software identifier. The software identifier used can be a complete software identifier (e.g., XU-TSK) or more general (e.g., XU) to find users with any XU software alerts.</p>

Output	returns:	Returns:
		<ul style="list-style-type: none"> • 1—YES, indicates one <i>or more</i> alerts pending for the specified user containing the software/package identifier string in the package part of XQAID. • 0—NO, alerts <i>not</i> pending.

Example 1

The following is an example of an alert *not* pending:

```
>S XQAPKG="XU"
>W $$PKGPEND^XQALBUTL(20,XQAPKG)
0
```

Example 2

The following is an example of an alert pending (one or more):

```
>S XQAPKG="XU"
>W $$PKGPEND^XQALBUTL(20,XQAPKG)
1
```

3.4.7 PTPURG^XQALBUTL(): Purge Alerts Based on Patient

Reference Type	Supported
Category	Alerts
IA #	3010
Description	This API deletes all alerts that have the specified patient internal entry number (DFN) as the second comma-piece of the alert's Package Identifier (the original value of XQAID when the alert was created).
Format	PTPURG^XQALBUTL(dfn)
Input Parameters	dfn: (required) Internal entry number (DFN in the PATIENT file [#2]) for which alerts are deleted.
Output	none

3.4.8 RECIPURG^XQALBUTL(): Purge User Alerts

Reference Type	Supported
Category	Alerts
IA #	3010
Description	This API deletes all alerts that have been sent to the user in the NEW PERSON file (#200), as indicated by the <code>duz</code> parameter.
Format	<code>RECIPURG^XQALBUTL(duz)</code>
Input Parameters	<code>duz:</code> (required) Internal Entry Number (IEN in the NEW PERSON file [#200]) of the user who received alerts are deleted.
Output	none

3.4.9 USERDATA^XQALBUTL(): Get User Information for an Alert

Reference Type	Supported
Category	Alerts
IA #	2788
Description	This API returns recipients of the alert with the <code>xqaid</code> input parameter as its alert ID from the ALERT TRACKING file (#8992.1) in the array specified by the <code>root</code> input parameter. If <code>root</code> is <i>not</i> specified, then the data is returned in the XQALUSER array. If the specified alert is <i>not</i> present, the <code>root</code> array is returned with a NULL value.
Format	<code>USERDATA^XQALBUTL(xqaid , xqouser , root)</code>
Input Parameters	<p><code>xqaid:</code> (required) This is the value of the alert identifier. It is passed to the routine or option that is run when the alert is selected. It can also be obtained from a listing of all of the <code>xqaid</code> values for a specified user and/or patient.</p> <p><code>xqouser:</code> (required) This is the Internal Entry Number (IEN, DUZ value) in the NEW PERSON file (#200) for the desired user.</p> <p><code>root:</code> (optional) This parameter is a closed reference to a local or global root. If <code>root</code> is <i>not</i> specified, then the data is returned in the XQALUSER array.</p>

Output

returns:

Returns:

ALERT TRACKING File Entry—The information associated with the desired entry in the ALERT TRACKING file (#8992.1) descendent from the specified root.

NULL—If the specified alert is *not* present, the array root is returned with a NULL value.

Example

```
>D USERDATA^XQALBUTL(XQAID,20,"XXX")
>ZW XXX
XXX(.01)=20^USER,XXX XXX(.01,"RECIPIENT")=
XXX(.02)=2990212.112954^FEB 12, 1999@11:29:54 XXX(.02,"ALERT FIRST DISPLAYED")=
XXX(.03)=2990212.145609^FEB 12, 1999@14:56:09 XXX(.03,"FIRST SELECTED ALERT")=
XXX(.04)=2990212.145621^FEB 12, 1999@14:56:21 XXX(.04,"PROCESSED ALERT")=
XXX(.05)=2990212.145621^FEB 12, 1999@14:56:21 XXX(.05,"DELETED ON")=
XXX(.06)= XXX(.06,"AUTODELETED")=
XXX(.07)= XXX(.07,"FORWARDED BY")=
XXX(.08)= XXX(.08,"DATE/TIME FORWARDED")=
XXX(.09)= XXX(.09,"DELETED BY USER")=
```

3.4.10 USERLIST^XQALBUTL(): Get Recipient Information for an Alert

Reference Type	Supported				
Category	Alerts				
IA #	2788				
Description	This API returns recipients of the alert with the xqaid input parameter as its alert ID from the ALERT TRACKING file (#8992.1) in the array specified by the root input parameter. If root is <i>not</i> specified, then the data is returned in the XQALUSRS array. If the specified alert is <i>not</i> present, the root array is returned with a NULL value.				
Format	USERLIST^XQALBUTL(xqaid,root)				
Input Parameters	<table border="0"> <tr> <td>xqaid:</td> <td>(required) This is the value of the alert identifier. It is passed to the routine or option that is run when the alert is selected. It can also be obtained from a listing of all of the xqaid values for a specified user and/or patient.</td> </tr> <tr> <td>root:</td> <td>(optional) This parameter is a closed reference to a local or global root. If root is <i>not</i> specified, then the data is returned in the XQALUSRS array.</td> </tr> </table>	xqaid:	(required) This is the value of the alert identifier. It is passed to the routine or option that is run when the alert is selected. It can also be obtained from a listing of all of the xqaid values for a specified user and/or patient.	root:	(optional) This parameter is a closed reference to a local or global root. If root is <i>not</i> specified, then the data is returned in the XQALUSRS array.
xqaid:	(required) This is the value of the alert identifier. It is passed to the routine or option that is run when the alert is selected. It can also be obtained from a listing of all of the xqaid values for a specified user and/or patient.				
root:	(optional) This parameter is a closed reference to a local or global root. If root is <i>not</i> specified, then the data is returned in the XQALUSRS array.				
Output	<table border="0"> <tr> <td>returns:</td> <td> Returns: <ul style="list-style-type: none"> • ALERT TRACKING File Entry—The information associated with the desired entry in the ALERT TRACKING file (#8992.1) descendent from the specified root. • NULL—If the specified alert is not present, the array root is returned with a NULL value. </td> </tr> </table>	returns:	Returns: <ul style="list-style-type: none"> • ALERT TRACKING File Entry—The information associated with the desired entry in the ALERT TRACKING file (#8992.1) descendent from the specified root. • NULL—If the specified alert is not present, the array root is returned with a NULL value. 		
returns:	Returns: <ul style="list-style-type: none"> • ALERT TRACKING File Entry—The information associated with the desired entry in the ALERT TRACKING file (#8992.1) descendent from the specified root. • NULL—If the specified alert is not present, the array root is returned with a NULL value. 				


Example

```
>D USERLIST^XQALBUTL(XQAID)
>ZW XQALUSRS XQALUSRS(1)=20^USER,XXX
```

3.4.11 ACTION^XQALERT(): Process an Alert

Reference Type	Supported		
Category	Alerts		
IA #	10081		
Description	This API processes an alert for a user, if that user is the current user. Processing of the alert happens exactly as if the user had chosen to process the alert from the View Alerts menu.		
Format	<code>ACTION^XQALERT(alertid)</code>		
Input Parameters	<table> <tr> <td>alertid:</td> <td>(required) Alert Identifier of the alert to process (same as ALERT ID field in ALERT file [#8992]). This contains three semicolon-delimited pieces, the first being the original software application identifier, the second being the DUZ of the alert creator, and the third being the VA FileMan date and time the alert was created.</td> </tr> </table>	alertid:	(required) Alert Identifier of the alert to process (same as ALERT ID field in ALERT file [#8992]). This contains three semicolon-delimited pieces, the first being the original software application identifier, the second being the DUZ of the alert creator, and the third being the VA FileMan date and time the alert was created.
alertid:	(required) Alert Identifier of the alert to process (same as ALERT ID field in ALERT file [#8992]). This contains three semicolon-delimited pieces, the first being the original software application identifier, the second being the DUZ of the alert creator, and the third being the VA FileMan date and time the alert was created.		
Output	none		

3.4.12 DELETE^XQALERT: Clear Obsolete Alerts

Reference Type	Supported
Category	Alerts
IA #	10081
Description	<p>This API deletes (clears) a single alert, for the current user (XQAKILL=1) or all recipients (XQAKILL=0 or XQAKILL undefined). The current user (as identified by the value of DUZ) does not need to be a recipient of an alert; however, in that case, only a value of zero (0 or undefined) for XQAKILL makes sense.</p> <p>DELETE^XQALERT, unlike DELETEA^XQALERT, deletes only a single alert whose alert identifier matches the complete Alert Identifier.</p> <p> REF: For more information on alert identifiers, see the "Package Identifier vs. Alert Identifier" topic in this chapter.</p>
Format	<code>DELETE^XQALERT</code>

Make sure to perform the following steps before calling this API:

- NEW all non-namespaced variables.
- Set all input variables.
- Call the API.

Input Variables XQAID: (required) Alert Identifier of the alert to delete. It *must* be a complete Alert Identifier, containing all three semicolon pieces:

- The first semicolon piece (Package Identifier) *must* be in the same form as the alert creator defined it.
- The second piece being the DUZ of the user who created the alert.
- The third piece being the time the alert was created.



NOTE: The second and third pieces are defined by the Alert Handler.

XQAKILL: (optional) XQAKILL determines how the alert is deleted. If XQAKILL is undefined or zero (0), the Alert Handler deletes the alert for all recipients. If XQAKILL is set to 1, Alert Handler only purges the alert for the current user, as identified by DUZ (using a value of 1 only makes sense if the current user is a recipient of the alert, however).

If the software application identifier portion of the alert identifier is "**NO-ID**", however, the alert is treated as if XQAKILL were set to 1 (i.e., the alert is deleted only from one user), regardless of how it is actually set.

Output none

3.4.13 DELETEA^XQALERT: Clear Obsolete Alerts

Reference Type	Supported
Category	Alerts
IA #	10081
Description	This API deletes (clears) all alerts with the same software application identifier, for the current user (XQAKILL=1) or all recipients (XQAKILL=0 or XQAKILL undefined). The current user (as identified by the value of DUZ) does not need to be a recipient of an alert; however, in that case, only a value of zero (0 or undefined) for XQAKILL makes sense.

One example of the use of DELETEA^XQALERT is when a troublesome condition has been resolved. You can use this API to delete any unprocessed alerts associated with the condition. It deletes *all* alerts whose software application identifiers match the software application identifier you pass in the xqaid input parameter (multiple alerts can potentially share the same software application identifier).



REF: For more information on software application identifiers, see the "Package Identifier vs. Alert Identifier" topic earlier in this chapter.

Format DELETEA^XQALERT

Make sure to perform the following steps before calling this API:

- NEW all non-namespaced variables.
- Set all input variables.
- Call the API.

Input Variables XQAID: (required) All alerts whose software application identifier matches the value of this input parameter will be deleted, for the alert recipients designated by the xqakill input parameter.

The form of XQAID can be exactly as initially set when creating the alert. Alternatively, it can contain the two additional semicolon pieces added by the Alert Handler (the full alert identifier). The two additional semicolon pieces are ignored, however; this API only requires the original software application identifier.

If the alert identifier you specify is "NO-ID", however, (the generic software application ID assigned to alerts with no original software application identifier), this API will *not* delete matching alerts.

XQAKILL: (optional) XQAKILL determines how the alert is deleted. If XQAKILL is undefined or zero (0), the Alert Handler deletes matching alerts for all recipients. If XQAKILL is set to 1, Alert Handler deletes matching alerts for the current user, as identified by DUZ (using a value of 1 only makes sense if the current user is also a recipient of the alert, however).

Output none

3.4.14 GETACT^XQALERT(): Return Alert Variables

Reference Type Supported

Category Alerts

IA # 10081

Description This API returns to the calling routine the required variables to act on a specific alert.

Format GETACT^XQALERT(alertid)

Input Parameters alertid: (required) This is the alert identifier in the ALERT TRACKING file (#8992.1).

Output Variables

XQAID: This is the full alert identifier.


XQADATA: The XQADATA variable stores any software application-specific data string that was passed at the time the alert was generated.

XQAOPT: Indicates a non-menu type option on the user's primary, secondary or common menu to be run if *not* null.

XQAROU: Indicates the routine or tag^routine to run when the alert is processed. It can have three values:

- Null—A null value indicates no routine to be used (XQAOPT contains option name to be run).
- ^<space>—A value of ^<space> indicates that the alert is information only (no routine or option action involved).
- ^ROUTINE or TAG^ROUTINE—The name of the routine as ^ROUTINE or TAG^ROUTINE.

3.4.15 PATIENT^XQALERT(): Get Alerts for a Patient

Reference Type	Supported
Category	Alerts
IA #	10081
Description	<p>This API allows you to return an array of all alerts for a particular patient that are either:</p> <ul style="list-style-type: none"> • Open. • Within a given time range (both open and closed). <p>The association of an alert with a patient is based on the conventions used by the CPRS software application for the Package Identifier (original value of XQAID input variable when creating the alert), where the second comma-piece is a pointer to the PATIENT file (#2).</p> <p> REF: For information on CPRS conventions for the format of the Package Identifier, see the "Package Identifier vs. Alert Identifier" topic earlier in this chapter.</p>
Format	PATIENT^XQALERT(<i>root</i> , <i>dfn</i> [, <i>startdate</i>][, <i>enddate</i>])
Input Parameters	<p>root: (required) Fully resolved global or local reference in which to return a list of matching alerts.</p> <p>dfn: (required) Internal entry number (DFN in the PATIENT file [#2]) of the patient for whom alerts are returned.</p> <p>startdate: (optional) Starting date to check for alerts. If you pass this parameter, all alerts are returned, open or closed, from the startdate until the enddate (if no enddate is specified, all alerts beyond the startdate are returned). If you omit this parameter (and enddate), only currently open alerts are returned.</p> <p>enddate: (optional) Ending date to check for alerts. If you omit this parameter, but pass a startdate, all alerts are returned beyond the startdate.</p>

Output Parameters root: All alerts matching the request are returned in the input parameter you specified in root, in the following format:

```
root=number of matching alerts

root(1)= "I  "_messagetext_"^"_alertid

root(2)=...
```

where the first three characters are either:

```
"I  " : if the alert is informational
"    " : if the alert runs a routine
```

and where alertid (Alert Identifier) contains three semicolon-delimited pieces:

1. The original software application identifier (value of XQAID).
2. The DUZ of the alert creator.
3. The VA FileMan date and time the alert was created.

3.4.16 SETUP^XQALERT: Send Alerts

Reference Type Supported

Category Alerts

IA # 10081

Description This API sends alerts to users; however, the *preferred* API to use is \$\$\$SETUP1^XQALERT: Send Alerts.

To send an information-only alert, make sure that XQAOPT and XQAROU input variables are *not* defined. To send an alert that takes an action, specify either the XQAOPT (to run an option) or XQAROU (to run a routine) input variables.

Format SETUP^XQALERT

Make sure to perform the following steps before calling this API:

- NEW all non-namespaced variables.
- Set all input variables.
- Call the API.

Input Variables	<p>XQA: (required) Array defining at least one user to receive the alert. Subscript the array with users' DUZ numbers to send to individual users; subscript the array with mail group names to send to users in mail groups:</p> <pre>>S XQA(USERDUZ)=" " >S XQA("G.MAILGROUP")=" "</pre>
	<p>XQAARCH: (optional) Number of days that alert tracking information for this alert should be retained in the ALERT TRACKING file (#8992.1). Default time period is 30 days. Users can specify a different number of days using this input variable. To retain information forever, a value of 100000 is recommended (good for approximately 220 years).</p>
	<p>XQACNDEL: (optional) Setting a value in the XQACNDEL variable prior to calling this API causes the CAN DELETE WITHOUT PROCESSING field (#.1) in the ALERT file (#8992) to be set. A value in this field indicates that the alert can be deleted by the user without having processed it.</p>
	<p>XQADATA: (optional) Use this to store a software application-specific data string, in any format. It will be restored in the XQADATA input variable when the user processes the alert and is therefore available to the routine or option that processes the alert.</p> <p>You can use any delimiter in the input variable, including the caret. You can use it to make data such as patient number, lab accession, or cost center available to your software application-specific routine or option without needing to query the user when they process the alert. It is up to your routine or option to know what format is used for data in this string.</p>
	<p>XQAFLG: (optional) Alert flag to regulate processing (currently <i>not</i> supported). The values are:</p> <ul style="list-style-type: none"> • D—To delete an information-only alert after it has been processed (the default for information-only alerts). • R—To run the alert action immediately upon invocation (the default for alerts that have associated alert actions).

This input variable currently has no effect, however.

XQAGUID: (optional) As of Kernel Patch XU*8.0*207, the GUID FOR GUI adds an interface GUID (a 32 character string containing hexadecimal digits in a specific format within curly braces) to permit a program on the client to process the alert. The presence of a GUID in the variable indicates that the alert can be processed within a GUI environment, and is used to open the correct application to process the alert within the GUI environment.



NOTE: Unfortunately, this functionality has never been implemented by CPRS or other GUI applications.

XQAID: (optional) Package identifier for the alert, typically a software application namespace followed by a short character string. *Must* not contain carets ("^") or semicolons (";"). If you do not set XQAID, you will not be able to identify the alert in the future, either during alert processing, to delete the alert, or to perform other actions with the alert.



REF: For information on CPRS conventions for the format of the Package Identifier, see the "Package Identifier vs. Alert Identifier" topic in this chapter.

XQAMSG: (required) Contains the text of the alert. 80 characters can be displayed in the original alert. 70 characters can be displayed in the View Alert listing. The string cannot contain a caret ("^").

XQAOPT: (optional) Name of a non-menu type option on the user's primary, secondary or common menu. The phantom jump is used to navigate to the destination option, checking pathway restrictions in so doing. An error results if the specified option is not in the user's menu pathway.

XQAROU: (optional) Indicates a routine or tag^routine to run when the alert is processed. If both XQAOPT and XQAROU are defined, XQAOPT is used and XQAROU is ignored.

XQASUPV: (optional) Number of days to wait before Delete Old (>14d) Alerts option forwards alert to recipient's supervisor based on Service/Section, if alert is unprocessed by recipient. Can be a number from 1 to 30.

XQASURO: (optional) Number of days to wait before Delete Old (>14d) Alerts option forwards alert to recipient's MailMan surrogates (if any), if alert is unprocessed by recipient. Can be a number from 1 to 30.

XQATEXT: (optional) As of Kernel Patch XU*8.0*207, this variable permits informational text of any length to be passed with an alert. When the alert is selected, the contents of this variable will be displayed in a ScreenMan form within the roll & scroll environment.



NOTE: It was also intended to be displayed within a text display box within the GUI environment. However, CPRS has never implemented this functionality, so it can only be viewed in the roll & scroll environment.

Output none

Details—When the Alert is Processed

Once the alert is created, the user is then able to receive and process the alert from their View Alerts listing. When this occurs, Alert Handler executes the following four steps for the alert:

1. Alert Handler sets up the following input variables:
 - XQADATA—If originally set when alert was created.
 - XQAID—If originally set when alert was created.
 - XQAKILL—The purge indicator. It is always set to 1 by the Alert Handler.

If you associated a software application identifier, XQAID, with the alert, it is restored along with two additional semicolon pieces:

- Current user number.
- Current date/time.

With the two additional semicolon pieces, the software application identifier becomes the alert identifier. If you did not define XQAID when creating the alert, Alert Handler sets XQAID input variable to "**NO-ID**" followed by the two additional semicolon pieces.

2. Alert Handler runs the routine or option specified, if any, in the XQAOPT or XQAROU input variables.

You can refer to the three input variables listed above (i.e., XQADATA, XQAID, and XQAKILL) in the option or routine that processes the alert.

3. Once the routine or option finishes, Alert Handler deletes the alert, under the following conditions:
 - If XQAKILL remains at the value of 1 as it was set in Step #1 above, the alert is deleted for the current user only.
 - To prevent the alert from being deleted, KILL XQAKILL during Step #2 above. You may not want the alert to be deleted if processing, such as entering an electronic signature, was not completed.
 - To delete the alert for all recipients of the alert, not just the current user, set XQAKILL to zero (0) during Step #2 above. When XQAKILL is set to 0, Alert Handler searches for any alerts with a matching Alert Identifier, all three semicolon pieces:
 - Original Package Identifier.
 - Alert sender.
 - Date/Time the alert was sent.

It purges them so that other users need not be notified of an obsolete alert.



NOTE: To delete an alert for all recipients, you *must* define XQAID with appropriate specificity when creating the alert.

4. Finally, the Alert Handler cleans up by KILLing XQADATA, XQAID, and XQAKILL. Alert Handler returns the user to the View Alerts listing if pending alerts remain. Otherwise, Alert Handler returns the user to their last menu prompt.

Example

Figure 3. Alerts: Call to send an alert sample

```

;send an alert
;assume DFN is for patient XUPATIENT,ONE
N XQA,XQAARCH,XQADATA,XQAFLG,XQAGUID,XQAID,XQAMSG,XQAOPT,XQAROU,XQASUPV,XQASURO,
XQATEXT,XQALERR
S XQA(161)=" " ; recipient is user `161
S XQAMSG="Elevated CEA for "_$$GET1^DIQ(2,DFN_"", ".01)_"
("_$_E($$GET1^DIQ(2,DFN_"", "9),6,9)_" ) Schedule follow-up exam in Surgical Clinic."
D SETUP^XQALERT
Q

```

Figure 4. Alerts: Resulting alert, from View Alerts option

```

Select Systems Manager Menu Option: VA

1.I Elevated CEA for XUPATIENT,ONE (5345). Schedule follow-up exam in Surgical
Clinic.
      Select from 1 to 1
      or enter ?, A, I, P, M, R, or ^ to exit:

```

3.4.17 \$\$SETUP1^XQALERT: Send Alerts

Reference Type Supported

Category Alerts

IA # 10081

Description This API sends alerts to users. This is the *preferred* API rather than SETUP^XQALERT: Send Alerts.

To send an information-only alert, make sure that XQAOPT and XQAROU input variables are *not* defined. To send an alert that takes an action, specify either the XQAOPT (to run an option) or XQAROU (to run a routine) input variables.

Format \$\$SETUP1^XQALERT

Make sure to perform the following steps before calling this API:

- NEW all non-namespaced variables.
- Set all input variables.
- Call the API.

Input Variables XQA: (required) Array defining at least one user to receive the alert. Subscript the array with users' DUZ numbers to send to individual users; subscript the array with mail group names to send to users in mail groups:

```
>S XQA(USERDUZ)=""
>S XQA("G.MAILGROUP")=""
```

XQAARCH: (optional) Number of days that alert tracking information for this alert should be retained in the ALERT TRACKING file (#8992.1). Default time period is 30 days. Users can specify a different number of days using this input variable.



NOTE: Critical patient data, as part of medical records, should be retained for at least 65 years, which is 23,725 days. To retain information forever, a value of 100000 is recommended (good for about 273+ years). Sites may not have sufficient disk storage space to accommodate this need, however.

XQACNDEL: (optional) Setting a value in the XQACNDEL variable prior to calling this API causes the CAN DELETE WITHOUT PROCESSING field (#.1) in the ALERT file (#8992) to be set. A value in this field indicates that the alert can be deleted by the user without having processed it.

XQADATA: (optional) Use this to store a software application-specific data string, in any format. It will be restored in the XQADATA input variable when the user processes the alert and is therefore available to the routine or option that processes the alert.

You can use any delimiter in the input variable, including the caret. You can use it to make data such as patient number, lab accession, or cost center available to your software application-specific routine or option without needing to query the user when they process the alert. It is up to your routine or option to know what format is used for data in this string.

XQAFLG: (optional) Alert flag to regulate processing (currently *not* supported). The values are:

- D—To delete an information-only alert after it has been processed (the default for information-only alerts).
- R—To run the alert action immediately upon invocation (the default for alerts that have associated alert actions).

This input variable currently has no effect, however.

XQAGUID: (optional) As of Kernel Patch XU*8.0*207, the GUID FOR GUI adds an interface GUID (a 32 character string containing hexadecimal digits in a specific format within curly braces) to permit a program on the client to process the alert. The presence of a GUID in the variable indicates that the alert can be processed within a GUI environment, and is used to open the correct application to process the alert within the GUI environment.



NOTE: Currently, this functionality has not been implemented by CPRS or other GUI applications.

XQAID: (optional) Package identifier for the alert, typically a software application namespace followed by a short character string. *Must* not contain carets ("^") or semicolons (";"). If you do not set XQAID, you will not be able to identify the alert in the future, either during alert processing, to delete the alert, or to perform other actions with the alert.



REF: For information on CPRS conventions for the format of the Package Identifier, see the "Package Identifier vs. Alert Identifier" topic in this chapter.

XQAMSG: (required) Contains the text of the alert. 80 characters can be displayed in the original alert. 70 characters can be displayed in the View Alert listing. The string cannot contain a caret ("^").

- XQAOPT:** (optional) Name of a non-menu type option on the user's primary, secondary or common menu. The phantom jump is used to navigate to the destination option, checking pathway restrictions in so doing. An error results if the specified option is not in the user's menu pathway.
- XQAREVUE** (optional) This variable is used to set the DAYS FOR BACKUP REVIEWER field (#.15) in the ALERTS file (#8992). It must be an integer from 1 to 15.
- XQAROU:** (optional) Indicates a routine or tag^routine to run when the alert is processed. If both XQAOPT and XQAROU are defined, XQAOPT is used and XQAROU is ignored.
- XQASUPV:** (optional) Supervisor forwarding. Number of days to wait before Delete Old (>14d) Alerts option forwards alert to recipient's supervisor, if unprocessed by recipient. Can be a number from 1 to 30. Supervisor is determined from the recipient's NEW PERSON file (#200) entry pointer to the SERVICE/SECTION file (#49), and then the entry (if any) in the pointed-to Service/Section's CHIEF field.
- XQASURO:** (optional) Number of days to wait before Delete Old (>14d) Alerts option forwards alert to recipient's MailMan surrogates (if any), if alert is unprocessed by recipient. Can be a number from 1 to 30.
- XQATEXT:** (optional) As of Kernel Patch XU*8.0*207, this variable permits informational text of any length to be passed with an alert. When the alert is selected, the contents of this variable will be displayed in a ScreenMan form within the roll & scroll environment.



NOTE: It was also intended to be displayed within a text display box within the GUI environment. Currently, CPRS has not implemented this functionality, so it can only be viewed in the roll & scroll environment.

Output

- returns:** Returns:
- 1—The alert was sent successfully.
 - 0—The alert was *not* sent successfully, in which case the XQALERR variable will contain a text string indicating the reason that the alert was not sent.
- XQALERR:** If the alert was sent successfully, this variable will be null. If the alert was not sent successfully, this variable will contain a text string that indicates the reason that the alert was not sent.

Details—When the Alert is Processed

Once the alert is created, the user is then able to receive and process the alert from their View Alerts listing. When this occurs, Alert Handler executes the following four steps for the alert:

1. Alert Handler sets up the following input variables:
 - XQADATA—If originally set when alert was created.
 - XQAID—If originally set when alert was created.
 - XQAKILL—The purge indicator. It is always set to 1 by the Alert Handler.

If you associated a software application identifier, XQAID, with the alert, it is restored along with two additional semicolon pieces:

- Current user number.
- Current date/time.

With the two additional semicolon pieces, the software application identifier becomes the alert identifier. If you did not define XQAID when creating the alert, Alert Handler sets XQAID input variable to "NO-ID" followed by the two additional semicolon pieces.

2. Alert Handler runs the routine or option specified, if any, in the XQAOPT or XQAROU input variables.

You can refer to the three input variables listed above (i.e., XQADATA, XQAID, and XQAKILL) in the option or routine that processes the alert.

3. Once the routine or option finishes, Alert Handler deletes the alert, under the following conditions:
 - If XQAKILL remains at the value of 1 as it was set in Step #1 above, the alert is deleted for the current user only.
 - To prevent the alert from being deleted, KILL XQAKILL during Step #2 above. You may not want the alert to be deleted if processing, such as entering an electronic signature, was not completed.
 - To delete the alert for all recipients of the alert, not just the current user, set XQAKILL to zero (0) during Step #2 above. When XQAKILL is set to 0, Alert Handler searches for any alerts with a matching Alert Identifier, all three semicolon pieces:
 - Original Package Identifier.
 - Alert sender.
 - Date/Time the alert was sent.

It purges them so that other users need not be notified of an obsolete alert.



NOTE: To delete an alert for all recipients, you *must* define XQAID with appropriate specificity when creating the alert.

4. Finally, the Alert Handler cleans up by KILLing XQADATA, XQAID, and XQAKILL. Alert Handler returns the user to the View Alerts listing if pending alerts remain. Otherwise, Alert Handler returns the user to their last menu prompt.

Example**Figure 5. Alerts: Call to send an alert sample**

```

;send an alert
;assume DFN is for patient XUPATIENT,ONE
N
XQA,XQAARCH,XQADATA,XQAFLG,XQAGUID,XQAID,XQAMSG,XQAOPT,XQAROU,XQASUPV,XQASURO,XQATE
XT,XQALERR
S XQA(161)=" " ; recipient is user `161
S XQAMSG="Elevated CEA for "_$$GET1^DIQ(2,DFN_",",.01)_"
("_$E($$GET1^DIQ(2,DFN_",",9),6,9)_" ) Schedule follow-up exam in Surgical Clinic."
S VAR=$$SETUP1^XQALERT I 'XQALERR W !,"ERROR IN ALERT: ",XQALERR
Q

```

Figure 6. Alerts: Resulting alert, from View Alerts option

```

Select Systems Manager Menu Option: VA

1.I Elevated CEA for XUPATIENT,ONE (5345). Schedule follow-up exam in Surgical
Clinic.
    Select from 1 to 1
    or enter ?, A, I, P, M, R, or ^ to exit:

```

3.4.18 USER^XQALERT(): Get Alerts for a User

Reference Type	Supported
Category	Alerts
IA #	10081
Description	<p>This API returns a list of alerts for a given user. You can return a list of all alerts for a particular user that are either:</p> <ul style="list-style-type: none"> • Open. • Within a given time range (open and closed).
Format	<code>USER^XQALERT(root[,duz][,startdate][,enddate])</code>
Input Parameters	<p>root: (required) Fully resolved global or local reference in which to return a list of matching alerts.</p> <p>duz: (optional) DUZ number of the user for whom the alert list is returned. If you do not pass a number, the current user's DUZ is used.</p> <p>startdate: (optional) Starting date to check for alerts. If you pass this parameter, all alerts are returned, open or closed, from the startdate until the enddate (if no enddate is specified, all alerts beyond the startdate are returned). If you omit the startdate parameter (and enddate), only currently open alerts are returned.</p> <p>enddate: (optional) Ending date to check for alerts. If you omit this parameter, but pass a startdate, all alerts are returned beyond the startdate.</p>

Output Parameters root:

All alerts matching the request are returned in the input parameter you specified in root, in the following format:

```
root=number of matching alerts
root(1)= "I  "_messagetext_"^"_alertid
root(2)=...
```

where the first three characters are either:

```
"I  " : if the alert is informational
"    " : if the alert runs a routine
```

and where alertid (Alert Identifier) contains three semicolon-delimited pieces:

1. The original software application identifier (value of XQAID).
2. The DUZ of the alert creator.
3. The VA FileMan date and time the alert was created.

Example

```
>D USER^XQALERT("ZZALRT",ZZDUZ,2900101)
>ZW ZZALRT
ZZALRT=1
ZZLART(1)="I  Test Message^NO-ID;92;2940729.10312"
```

3.4.19 FORWARD^XQALFWD(): Forward Alerts

Reference Type Supported

Category Alerts

IA # 3009

Description This API can be used to forward alerts (in most cases, for the current user only). It is a silent (no screen input or output) API, and so can be used for windowed applications.

Format FORWARD^XQALFWD([.]alerts,[.]users,type[,comment])

Input Parameters [.]alerts: (required) Array of alerts to be forwarded, each identified by its full alert identifier (the value of the ALERT ID field in the ALERT DATE/TIME multiple of the current user's entry in the ALERT file (#8992)). Use the \$\$SETUP1^XQALERT: Send Alerts API to obtain alert identifiers for a user's current open alerts.

If only a single alert is to be forwarded, only the top node *must* be set (set it to the alert identifier of the alert to forward, and pass by value). If there are multiple alerts to forward, the value of each entry in the array should be one of the desired alert identifier. For example:

```
A6AALRT(1) = "NO-ID;92;2941215.100432"
A6AALRT(2) = "NO-ID;161;2941220.111907"
A6AALRT(3) = "NO-ID;161;2941220.132401"
```

If using an array, the array *must* be passed by reference in the parameter list.

[.]users: (required) Users to forward alert to. For forwarding as an alert or as a mail message (when the type parameter is A or M), the input parameter can specify one or more users, and/or mail groups. For users, specify by IEN (in the NEW PERSON file [#200]). You do not need to precede the user's IEN with an accent grave. For mail groups, specify in format G.MAILGROUP.

If there is only a single user or mail group, just set the top node of the array to that value, and pass it by value. If there are multiple values to be passed, pass them as the values of numerically subscripted array nodes (and pass the array by reference). For example:

```
A6AUSER(1) = "G.MAS CLERKS"
A6AUSER(2) = "G.MAS OVERNIGHT"
```

For forwarding to a printer (when the type parameter is P), there should be only a single value specifying the desired entry in the DEVICE file (#3.5). You can specify the device either by name or by Internal Entry Number (IEN). If specifying by IEN, precede the IEN with an accent grave (e.g., `202).

type: (required) Indicates the method of forwarding desired. The options are the single characters "A" (to forward as an Alert), "M" (to forward as a Mail Message), and "P" (to print a copy of the alert). If the value passed is not either A, M, or P, then no action will be taken.

comment: (optional) A character string to use as a comment to accompany the alert when it is forwarded.

Output none

Example

Figure 7. FORWARD^XQALFWD: Example

```

; get open alerts for current user
K A6AALRT D USER^XQALERT("A6AALRT")
;
I +A6AALRT D ; if any current alerts...
.; loop through A6AALRT array, parse alert id for each open alert
.K A6AALRT1 S A6ASUB="",A6AI=0
.F S A6ASUB=$O(A6AALRT(A6ASUB)) Q:'$L(A6ASUB) D
..S A6AI=A6AI+1,A6AALRT1(A6AI)=$P(A6AALRT(A6ASUB),"^",2)
.;
.;forward open alerts of current user to MAS CLERKS mail group
.K A6AUSER S A6AUSER="G.MAS CLERKS"
.D FORWARD^XQALFWD(.A6AALRT1,A6AUSER,"A","Forwarded Alert")
Q

```

3.4.20 \$\$CURRSURO^XQALSURO(): Get Current Surrogate for Alerts

Reference Type	Supported
Category	Alerts
IA #	2790
Description	This extrinsic function obtains the current surrogate for alerts (if any for the user with DUZ specified by the xqouser input parameter).
Format	\$\$CURRSURO^XQALSURO(xqouser)

Input Parameters xqouser: (required) This is the Internal Entry Number (IEN, DUZ value) in the NEW PERSON file (#200) for the specified user with the surrogate.

Output returns: Returns:

- DUZ—Internal Entry Number (IEN) of the surrogate.
- -1—if there is no surrogate specified.

3.4.21 \$\$GETSURO^XQALSURO(): Get Current Surrogate Information

Reference Type Supported

Category Alerts

IA # 3213

Description This extrinsic function returns the following string of information on the current surrogate for the user with XQAUSER as his or her Internal Entry Number (IEN) in the NEW PERSON file (#200):

```
ien^NAME^FM_STARTDATE^FM_ENDDATE
```

If there is no surrogate, the result will be:

```
^^^
```

If either of the start or end dates and times is not specified, a null value is returned for that piece of the return string.



REF: For a description of each piece of information separated by the caret ("^"), see the "Output" section below.

Format \$\$GETSURO^XQALSURO(xqouser)

Input Parameters xqouser: (required) This is the Internal Entry Number (IEN) in the NEW PERSON file (#200) of the user for whom the alert surrogate information is to be returned.

Output returns: Returns the following string of information, each piece separated by a caret ("^"):

- IEN^NAME^FM_STARTDATE^FM_ENDDATE
- IEN—Internal Entry Number (IEN) of the SURROGATE in the NEW PERSON file (#200)
- NAME—Contents of the .01 field for the SURROGATE.
- FM_STARTDATE—Starting date/time for the SURROGATE in internal VA FileMan format
- FM_ENDDATE—Ending date/time for the SURROGATE in internal VA FileMan format

Example

```
>S X=$GETSURO^XQALSURO(124)
>W X
2327^XUUSER,FOUR^3000929.1630^3001006.0800
```

This indicates that user #2327 (Four Xuuser) will become active as surrogate at 4:30 PM 9/29/00 and will remain surrogate until 8:00 am on 10/06/00.

3.4.22 REMVSURO^XQALSURO(): Remove Surrogates for Alerts

Reference Type	Supported
Category	Alerts
IA #	2790
Description	This API removes any surrogates for alerts for the specified user.
Format	REMVSURO^XQALSURO(xqouser[, .xqalsuro][, .xqalstrt])
Input Parameters	<p>xqouser: (required) This is the Internal Entry Number (IEN, DUZ value) in the NEW PERSON file (#200) for the specified user.</p> <p>xqalsuro: (optional) IEN of user in NEW PERSON file (#200). If passed, only the user who is passed will be removed from the list of surrogates. If not passed, only the current surrogate will be removed (if any).</p> <p>xqalstrt: (optional) If passed, the surrogate will be removed only from the start date indicated. If not passed, the surrogate will be removed starting from the date of the current surrogate (if any). If there is no current surrogate, no entries will be removed.</p>
Output	none

3.4.23 SETSURO1^XQALSURO(): Establish a Surrogate for Alerts

Reference Type Supported

Category Alerts

IA # 3213

Description This API establishes a surrogate for alerts. It should be used instead of the SETSURO^XQALSURO API. The SETSURO1^XQALSURO API also tests for cyclic relationships (such that the user eventually would become the surrogate). SETSURO1 does these tests and therefore has the possibility of failure. It returns either of the following values:

- IEN (value > 0; True)—Surrogate was created successfully.
- Text String (False)—Text explaining why the surrogate was not created.

Previously, the SETSURO^XQALSURO API returned no value and, as long as both a user and surrogate were specified, would simply store the values. This left open the possibility that the user was specified as the surrogate or that a chain of surrogates ended up pointing again at the user, cases that could result in a very tight, non-ending, loop being generated if an alert was sent. These possibilities have been tested for in the interactive specification of surrogates, and is tested for non-interactive usage in the SETSURO1^XQALSURO API.



NOTE: The SETSURO1^XQALSURO API should be used instead of the SETSURO^XQALSURO API (i.e., IA# 2790).

Format SETSURO1^XQALSURO(xqouser,xqalsuro[,xqalstrt][,xqalend])

Input Parameters

xqouser:	(required) User's DUZ number (i.e., Internal Entry Number in the NEW PERSON file [#200]) for which the surrogate should act in receiving alerts.
xqalsuro:	(required) Surrogate's DUZ number (i.e., Internal Entry Number in the NEW PERSON file [#200]) for the user who will receive and process alerts for XQAUSER.
xqalstrt:	(optional) The start date/time or the surrogate activity, in VA FileMan internal format. If the start date/time is <i>not</i> specified, the surrogate relationship begins immediately.
xqalend:	(optional) The end date/time for the end of the surrogate relationship, in VA FileMan internal format. If the end date/time is <i>not</i> specified, the surrogate remains active until another surrogate is specified or the surrogate is deleted.

Output	returns:	Returns:
		<ul style="list-style-type: none"> • IEN (value > 0; True)—Surrogate was created successfully. • Text String (False)—Text explaining why the surrogate was not created.

Example

```
>S XQAUSER=DUZ
>S XQASURRO=45
>S XQASTART=3001004.1630
>S XQAEND=3001008.1630
>S X=$$SETSURO1^XQALSURO(XQAUSER,XQASURRO,XQASTART,XQAEND)
>I 'X W !,"Could not activate surrogate",!,?5,X Q
```

3.4.24 SUROFOR^XQALSURO(): Return a Surrogate's List of Users

Reference Type	Supported				
Category	Alerts				
IA #	3213				
Description	This API returns a list of users for which the user, as defined by the xqauser input parameter, is acting as a surrogate.				
Format	SUROFOR^XQALSURO(xqauser, .xqalist)				
Input Parameters	<table> <tr> <td>xqauser:</td> <td>(required) User's DUZ number (i.e., Internal Entry Number in the NEW PERSON file [#200]) for which the surrogate should act in receiving alerts.</td> </tr> <tr> <td>xqalist:</td> <td>(required) Passed by reference; it contains the name of the output array.</td> </tr> </table>	xqauser:	(required) User's DUZ number (i.e., Internal Entry Number in the NEW PERSON file [#200]) for which the surrogate should act in receiving alerts.	xqalist:	(required) Passed by reference; it contains the name of the output array.
xqauser:	(required) User's DUZ number (i.e., Internal Entry Number in the NEW PERSON file [#200]) for which the surrogate should act in receiving alerts.				
xqalist:	(required) Passed by reference; it contains the name of the output array.				

Output xqalist: The output contains the list of users for whom the specified user is currently acting as a surrogate. The data in the list includes the:

- User's internal entry number (DUZ)
- User's name
- Start and end dates for the surrogate period

Set to a number equal to the count of the total number of surrogates returned in the list:

XQALIST(n)

Where **n** is a sequential integer starting with 1. Each entry in the array contains IEN^Name^Start Date/Time^End Date/Time.

Example

```
>S XQAUSER=DUZ
>D SUROFOR^XQALSURO(XQAUSER, .USERLIST)
```

Returns:

```
USERLIST=count
USERLIST(1)=IEN2^NEWPERSON,USER2^STARTDATETIME^ENDDATETIME
USERLIST(2)=3^NAME,USER3^3050407.1227^3050406

>ZW USERLIST
OUTPUT=2
OUTPUT(1)="5206652^PERSON,FIRST^3071113.141547^3071113.142"
OUTPUT(2)="5206656^PERSON,SECOND^3071114^3071114.08"
```

3.4.25 SUROLIST^XQALSURO(): List Surrogates for a User

Reference Type	Supported
Category	Alerts
IA #	3213
Description	This API returns a list of current or future surrogates for the user that is defined by the xqauser input parameter. It also sets the following surrogate fields in the ALERT file (#8992) if there is a current surrogate for this user: <ul style="list-style-type: none"> • SURROGATE FOR ALERTS (#.02) • SURROGATE START DATE/TIME (#.03) • SURROGATE END DATE/TIME (#.04)
Format	SUROLIST^XQALSURO(xqauser, .xqalist)

Input Parameters xqauser: (required) This is the Internal Entry Number (IEN, DUZ value) in the NEW PERSON file (#200) for the specified user.

 xqalist: (required) Passed by reference; it contains the name of the output array.

Output xqalist: The output contains the list of current and future surrogates for the specified user. The data in the list includes the following:

- User's internal entry number (DUZ)
- User's name
- Start and end dates for the surrogate period

Set to a number equal to the count of the total number of surrogates returned in the list:

XQALIST(n)

Where **n** is a sequential integer starting with 1. Each entry in the array contains IEN^Name^Start Date/Time^End Date/Time.

Example

```
>D SUROLIST^XQALSURO(duz,.output)
>ZW OUTPUT
OUTPUT=2
OUTPUT(1)="5206652^PERSON,FIRST^3071113.141547^3071113.142"
OUTPUT(2)="5206656^PERSON,SECOND^3071114^3071114.08"
```

4 Common Services: Developer Tools

4.1 Application Program Interface (API)

The following are Common Services APIs available for developers. These APIs are described below.

4.1.1 \$\$IEN^XUPS(): Get IEN Using VPID in File #200

Reference Type	Supported
Category	Common Services
IA #	4574
Description	This extrinsic function accepts the VA Person ID (VPID) of an entry in the NEW PERSON file (#200) and returns the Internal Entry Number (IEN)/DUZ. This API was added with Kernel Patch XU*8.0*309.
Format	<code>\$\$IEN^XUPS(vpid)</code>
Input Parameters	vpid: (required) The VA Person ID (VPID).
Output	returns: Returns the Internal Entry Number (IEN)/DUZ of the NEW PERSON file (#200).

4.1.2 \$\$VPID^XUPS(): Get VPID Using IEN in File #200

Reference Type	Supported
Category	Common Services
IA #	4574
Description	This extrinsic function accepts the internal entry number (IEN)/DUZ of an entry in the NEW PERSON file (#200) and returns the VA Person ID (VPID) for the selected user. This API was added with Kernel Patch XU*8.0*309.
Format	<code>\$\$VPID^XUPS(duz)</code>
Input Parameters	duz: (required) The Internal Entry Number (IEN) in the NEW PERSON file (#200)
Output	returns: Returns the VA Person ID (VPID) for the entry found in the NEW PERSON file (#200).

4.1.3 EN1^XUPSQRV(): Query New Person File

Reference Type	Controlled Subscription
Category	Common Services
IA #	4575
Description	This API is used by the XUPS PERSONQUERY RPC. This API provides the functionality to query the NEW PERSON file (#200). The calling application can query the NEW PERSON file (#200) by using either the VA Person ID (VPID) of the requested entry or part or all of a last name. Other optional parameters can be passed to the call as additional filters. This API was added with Kernel Patch XU*8.0*325.
Format	EN1^XUPSQRV(result,xupsvpid,xupslnam[,xupsfnam][,xupsssn][,xupsprov][,xupsstn][,xupsmnm][,xupsdate])
Input Parameters	<p>result: (required) Name of the subscribed return array. In every API that is used as an RPC, the first parameter is the return array.</p> <p>xupsvpid: (required) This parameter contains the VPID for the requested user. Either the VPID or last name is required.</p> <p>xupslnam: (required) This parameter contains all or part of a last name. A last name or VPID are required input variables.</p> <p>xupsfnam: (optional) This parameter is set to null or the full or partial first name.</p> <p>xupsssn: (optional) This parameter is set to null or contains the 9 digits of the Social Security Number (SSN).</p> <p>xupsprov: (optional) This parameter is set to null or "P". If set to "P", it screens for providers (person with active user class).</p> <p>xupsstn: (optional) This parameter is set to null or the Station Number.</p> <p>xupsmnm: (optional) This parameter is set to the maximum number of entries (1-50) to be returned. Defaults to 50.</p> <p>xupsdate: (optional) This parameter contains the date used to determine if person class is active. Defaults to current date.</p>

Output Parameters result():

Returns a subscripted output array of the input value/subscripted array (i.e. list) with the following possible values shown:

```

^TMP($J,"XUPSQR",1)-1 if found, 0 if not found
^TMP($J,"XUPSQR",n,0)-VPID^IEN^LastName~First
Name~Middle Name^SSN^DOB^SEX^
^TMP($J,"XUPSQR",n,1)-Provider Type^
^TMP($J,"XUPSQR",n,2)-Provider Classification^
^TMP($J,"XUPSQR",n,3)-Provider Area of
Specialization^
^TMP($J,"XUPSQR",n,4)-VA CODE^X12 CODE^Specialty
Code^end-of-record character "||"

```


5 Device Handler: Developer Tools

The Device Handler provides a common user interface and developer API for using output devices. This chapter describes the Device Handler's developer API.

The ZIS* series of routines becomes the Device Handler when the Kernel installation process (the ZTMGRSET routine) saves them in the Manager's account as %ZIS* routines. A separate set of ZIS* routines is distributed for each operating system.



NOTE: As of Kernel Patch XU*8.0*546 (and Informational Patch XU*8.0*556), Class 3 routines that are not written to permit queuing will no longer output to devices where the QUEUING field (#5.5) in the DEVICE file (#3.5) is set to FORCED. Sites that have completed the Linux upgrade checklist, should have already addressed this issue.

For more specific details, please refer to Kernel Patches XU*8.0*546 and 556.

5.1 Application Program Interface (API)

Several APIs are available for developers to work with devices. These APIs are described below.

5.1.1 DEVICE^XUDHGUI(): GUI Device Lookup

Reference Type	Supported
Category	Device Handler
IA #	3771
Description	This API allows VistA Graphical User Interface (GUI)-based applications to look up devices. This API retrieves the first 20 devices that meet the specifications passed. This API was made available with Kernel Patch XU*8.0*220.
Format	<code>DEVICE^XUDHGUI(.list,starting_point[,direction] [,right_margin_range])</code>

Input Parameters	<p>.list: (required) Named array to store output.</p> <p>starting_point: (required) This parameter indicates where to start the \$ORDERing of the Global. "P" will only return devices whose name starts with "P"; "P*" will return up to 20 devices the first starting with "P".</p> <p>direction: (optional) This parameter indicates whether to \$ORDER up or down from the starting_point parameter. The acceptable values are 1 and -1:</p> <ul style="list-style-type: none"> • 1—Up. • -1—Down. <p>right_margin_range: (optional) This parameter is used to specify a width range of devices:</p> <ul style="list-style-type: none"> • Exact Width (e.g., "132-132") • At Least Width (e.g., "132") • Range (e.g., "80-132")
-------------------------	--

Output Parameters **.list:** The data is returned in this named array. Data is returned in the following format:

```
IEN^NAME^DISPLAY NAME^LOCATION^RIGHT
MARGIN^PAGE LENGTH
```

Example 1

In this example, we want to store/display a list of all devices that begin with "P" in an array (e.g., DEVICES), without passing a direction or right margin range parameter:

```
>K DEVICES
>D DEVICE^XUDHGUI(.DEVICES,"P")
```

The DEVICES array displays the following results:

```
>ZW DEVICES
DEVICES(1)=358^P-MESSAGE-HFS^P-MESSAGE-HFS^HFS FILE=>MESSAGE^255^256
DEVICES(2)=348^P-MESSAGE-HFS-ONT^P-MESSAGE-HFS-ONT^HFS FILE==> MESSAGE^80^999
DEVICES(3)=274^P-MESSAGE-HFS-VXD^P-MESSAGE-HFS-VXD^HFS FILE==> MESSAGE^80^256
DEVICES(4)=292^P-RESMON^P-RESMON^IRM^132^64
DEVICES(5)=310^P-WINDOC^P-WINDOC^MWAPI WINDOW DOCUMENT BOX^80^256
```

Example 2

In this example, we want to store/display a list of all devices that begin with "P" in an array (e.g., DEVICES), without passing a direction parameter but including those devices with a right margin of an exact width of 80:

```
>K DEVICES
>D DEVICE^XUDHGUI(.DEVICES,"P",,"80-80")
```

The DEVICES array displays the following results:

```
>ZW DEVICES
DEVICES(1)=348^P-MESSAGE-HFS-ONT^P-MESSAGE-HFS-ONT^HFS FILE==> MESSAGE^80^999
DEVICES(2)=274^P-MESSAGE-HFS-VXD^P-MESSAGE-HFS-VXD^HFS FILE==> MESSAGE^80^256
DEVICES(3)=310^P-WINDOC^P-WINDOC^MWAPI WINDOW DOCUMENT BOX^80^256
```

Example 3

In this example, we want to store/display a list of all devices that begin with "P" in an array (e.g., DEVICES), without passing a direction parameter but including those devices with a right margin width range of 80-132:

```
>K DEVICES
>D DEVICE^XUDHGUI(.DEVICES,"P",,"80-132")
```

The DEVICES array displays the following results:

```
>ZW DEVICES
DEVICES(1)=348^P-MESSAGE-HFS-ONT^P-MESSAGE-HFS-ONT^HFS FILE==> MESSAGE^80^999
DEVICES(2)=274^P-MESSAGE-HFS-VXD^P-MESSAGE-HFS-VXD^HFS FILE==> MESSAGE^80^256
DEVICES(3)=292^P-RESMON^P-RESMON^IRM^132^64
DEVICES(4)=310^P-WINDOC^P-WINDOC^MWAPI WINDOW DOCUMENT BOX^80^256
```

Example 4

In this example, we want to store/display a list of up to 20 devices, the first of which starts with "P," in an array (e.g., DEVICES), without passing a direction or right margin range parameter:

```
>K DEVICES
>D DEVICE^XUDHGUI(.DEVICES,"P*")
```

The DEVICES array displays the following results:

```
>ZW DEVICES
DEVICES(1)=358^P-MESSAGE-HFS^P-MESSAGE-HFS^HFS FILE=>MESSAGE^255^256
DEVICES(2)=348^P-MESSAGE-HFS-ONT^P-MESSAGE-HFS-ONT^HFS FILE==> MESSAGE^80^999
DEVICES(3)=274^P-MESSAGE-HFS-VXD^P-MESSAGE-HFS-VXD^HFS FILE==> MESSAGE^80^256
DEVICES(4)=292^P-RESMON^P-RESMON^IRM^132^64
DEVICES(5)=310^P-WINDOC^P-WINDOC^MWAPI WINDOW DOCUMENT BOX^80^256
DEVICES(6)=202^C6_SDD_MX3 ROUTINE^ROUTINE <C6_SDD_MX3 ROUTINE>^Next to Jean's
Office^80^59
DEVICES(7)=428^SDD DUPLEX P10^SDD DUPLEX P10^SSD DUPLEX PRINTER NEXT TO JACK^80^60
DEVICES(8)=429^SDD P10^SDD P10^Printer next to Jack.^80^60
DEVICES(9)=329^C6_SDD_MX3 P10^SS10 <C6_SDD_MX3 P10>^Near Jean's Office^80^59
DEVICES(10)=330^C6_SDD_MX3 P12^SS12 <C6_SDD_MX3 P12>^Near Jean's Office^96^57
DEVICES(11)=331^C6_SDD_MX3 P16^SS16 <C6_SDD_MX3 P16>^Near Jean's Office^255^58
DEVICES(12)=349^C6_SDD_MX3 P16P8L^SS16P8L <C6_SDD_MX3 P16P8L>^Near Jean's
Office^117^79
DEVICES(13)=202^C6_SDD_MX3 ROUTINE^SSR <C6_SDD_MX3 ROUTINE>^Next to Jean's
Office^80^59
DEVICES(14)=427^SUP$PRT TEST^SUP$PRT TEST^DISK FILE^132^58
DEVICES(15)=283^SYS$INPUT^SYS$INPUT^SYS$INPUT;^132^64
DEVICES(16)=198^VMS FILE^VMS FILE^DISK^80^64
DEVICES(17)=349^C6_SDD_MX3 P16P8L^VPM <C6_SDD_MX3 P16P8L>^Near Jean's Office^117^79
DEVICES(18)=291^VTB255^VTB255^RMS FILE^255^99999
DEVICES(19)=288^ZBROWSE^ZBROWSE^RMS FILE^255^99999
```

5.1.2 \$\$RES^XUDHSET(): Set Up Resource Device

Reference Type	Supported
Category	Device Handler
IA #	2232
Description	This extrinsic function sets up a Resource device. It returns: <ul style="list-style-type: none"> • Error: -1^text • Successful: IEN^device name
Format	\$\$RES^XUDHSET(device_name[,resource_name],slot_count,description,subtype)

Input Parameters	<code>device_name:</code>	(required) The name of the resource device.
	<code>resource_name:</code>	(optional) The resource name if not the same as the device name.
	<code>slot_count:</code>	(required) The number of concurrent jobs that can use this device. It defaults to 1.
	<code>description:</code>	(required) The device description. It defaults to "Resource Device".
	<code>subtype:</code>	(required) The subtype to use. It defaults to P-OTHER.
Output	<code>returns:</code>	Returns: <ul style="list-style-type: none"> • Error: -1^text • Successful: IEN^device name

5.1.3 ^%ZIS: Standard Device Call

Reference Type Supported

Category Device Handler

IA # 10086

Description This API allows you to select a device.

All input variables are optional. Non-namespaced variables that are defined and later KILLED by ^%ZIS include: %A, %E, %H, %X, and %Y.

If device selection is successful, characteristics of the output device are returned in a number of different variables. If selection is unsuccessful, ^%ZIS returns the POP output variable with a positive number. So, checks for an unsuccessful device selection should be based on the POP input variable as a positive number.

Device selection can be done as shown in the example that follows.



REF: For a discussion of form feeds, see the "Form Feeds" topic in the "Special Device Issues" chapter in this manual.

Format ^%ZIS

Input Variables %ZIS (optional) The %ZIS input variable is defined as a string containing one or more single-character flags that act as input specifications. The functions of each of the flags that can be included in the string are described below. If the %ZIS input variable contains:

- **M—RIGHT MARGIN:** The user will be prompted with the right margin query.
- **N—NO OPENING:** The Device Handler will return the characteristics of the selected device without issuing the OPEN command to open the device.
- **P (obsolete)—CLOSEST PRINTER:** The closest printer, if one has been defined in the DEVICE file (#3.5), will be presented at the default response to the device prompt.
- **Q—QUEUEING ALLOWED:** The job can be queued to run later. There is no automatic link between the Device Handler and the TaskMan. If queuing is allowed, just before the Device Handler is called, the application routine *must* set the %ZIS input variable to a string that includes the letter "Q". For example:

```
>S %ZIS="MQ" D ^%ZIS
```

If the user selects queuing, the Device Handler will define the IO("Q") input variable as an output variable, to indicate that queuing was selected. If queuing is selected, the application should set the needed TaskMan variables and call the TaskMan interface routine ^%ZTLOAD.



REF: For further details on how to call the TaskMan interface, see the "TaskMan: Developer Tools" chapter in this manual.

- **0—DON'T USE IO(0):** The Device Handler will not attempt to use IO(0), the home device at the time of the call to ^%ZIS.
- **D—DIRECT PRINTING:** If the selected device is unavailable and belongs to a Hunt Group, the Device Handler will not route the output to another hunt group member. Unavailability will simply be handled in the usual way (by returning a positive number in POP).
- **L—RESET IO("ZIO"):** If %ZIS contains L, the IO("ZIO") output variable will be reset with the static physical port name (e.g., the port name from a Terminal Server). It is useful when the \$I of the M implementation does not represent a physical port name.

- `%ZIS("A")`: (optional) Use to replace the default device prompt.
- `%ZIS("B")`: (optional) If `%ZIS` is defined, `HOME` is presented as the default response to the device prompt. Use `%ZIS("B")` to replace this default with another response.
- ```
>S %ZIS("B")="" (If you do not want to display any default response.)
```
- `%ZIS("HFSMODE")`: (optional) Use to pass the Host file access mode to `%ZIS`. A value of `"RW"`, which may not work in all environments, represents READ/WRITE access, `"R"` represents READ Only access, `"W"` represents WRITE access, and `"A"` represents Append mode. For example:
- ```
>S %ZIS("HFSMODE")="R"
```
- `%ZIS("HFSNAME")`: (optional) Use to pass the name of a Host file to `%ZIS`. For example:
- ```
>S %ZIS("HFSNAME")="MYFILE.DAT"
```
- `%ZIS("IOPAR")`: (optional) Use this input variable to pass open command variables to the Device Handler. If defined, the value of this input variable is used instead of any value specified in the `OPEN PARAMETERS` field of the `DEVICE` file (#3.5). The Device Handler uses the data from either this input variable or from the `OPEN PARAMETERS` field whether or not the device type is `TRM`.

On some M systems, Right Margin is an `OPEN PARAMETERS`. Therefore, any value for Right Margin in the `DEVICE` file (#3.5), `TERMINAL TYPE` file (#3.2), or user response can be ignored when this input variable is used.

To set `OPEN PARAMETERS` for the tape drive device, a device with `$I=47` and device name of `MAGTAPE`, the following code could be used:

```
>S %ZIS("IOPAR")=("VAL4":0:2048)"
>S IOP="MAGTAPE" D ^%ZIS
```



**NOTE:** The specific variables you pass may not be functional for all operating systems. Use of this feature should be limited to local development efforts.

`%ZIS("IOUPAR"):` (optional) Use this input variable in the same way as `%ZIS("IOPAR")`, but for variables to the `USE` (rather than `OPEN`) command. Any `USE PARAMETERS` specified in the `DEVICE` file (#3.5) will be overridden. For example:

```
>S %ZIS("IOUPAR")="NOECHO"
>S IOP="C72" D ^%ZIS
```

`%ZIS("S"):` (optional) Use this input variable to specify a device selection screen. The string of M code this input variable is set to should contain an `IF` statement to set the value of `$T`. Those entries that the `IF` sets as `$T=0` will not be displayed or selectable. Like comparable `VA FileMan` screens, `%ZIS("S")` should be set to sort on nodes and pieces, without using input variables like `ION` or `IOT`. As with `VA FileMan`, the variable `"Y"` can be used in the screen to refer to the Internal Entry Number (`IEN`) of the device. Also, the M naked indicator is at the global level `^%ZIS(1,Y,0)`. An example to limit device selection to spool device types (`SPL`) only might be coded as follows:

```
>S %ZIS("S")="I $G(^("TYPE"))="SPL"""
```



**IOP:** (optional) Use IOP to specify the output device. There is no user interaction when IOP is defined to specify an output device; the device name (.01 field) is the usual value of IOP. You can also set IOP to Q and P. (The value of IOP *must* not be \$I).

You can request queuing by setting IOP="Q". The user is then asked to specify a device for queuing. To pre-select the device, set IOP="Q;device"; the device specified after the semicolon is selected and IO("Q") is set.

You can request the closest printer, as specified in the DEVICE file (#3.5), by setting IOP="P" or IOP="p". If there is not a closest printer associated with the home device at the time of the call, device selection fails and POP is returned with a positive value.

You can now also pass the Internal Entry Number (IEN) of the desired device through IOP. For instance, to select a device with an IEN of 202, you can set IOP to an accent grave character followed by the IEN value of 202 before the call to ^%ZIS. The following example illustrates the above call:

```
>S IOP="`202" D ^%ZIS
```

Using the IEN rather than device name can be useful when applications have the desired device stored as a pointer to the DEVICE file (#3.5) rather than as FREE TEXT.

## Output Variables

**IO:** If a device is successfully opened, IO is returned with the device \$I value of the selected device. If an abnormal exit occurs, POP is returned with a positive numeric value and IO is returned as NULL.



**CAUTION:** Because the returned value of IO can be changed, since December 1990, developers have been advised to check for a positive value in POP rather for IO equal to NULL when determining if an abnormal exit occurred.

**IO(0):** HOME DEVICE—Contains the \$I value of the home device at the time of the call to the Device Handler. Since it is defined at the time of the call, there is obviously no restoration after the call.

**IO(1,\$I):** OPENED DEVICES—This array contains a list of devices opened for the current job by the Device Handler. The first subscript of this array is "1". The second subscript is the \$I value of the device opened. The data value is NULL. The Device Handler sets, KILLs, and checks the existence of IO(1,IO).



**NOTE:** This array should not be altered by applications outside of Kernel.

**IO("CLNM")** This variable holds the name of the remote system. It is defined via the RPC Broker.

**IO("CLOSE")** Device closed.

**IO("DOC"):** SPOOL DOCUMENT NAME—If output has been sent to the spool device, this output variable holds the name of the spool document that was selected.



**NOTE:** This variable is KILLED when a call is made to ^%ZIS or HOME^%ZIS.

**IO("HFSIO"):** HOST FILE DEVICE IO—This is defined by the Device Handler when a user queues to a file at the host operating system level (of a layered system) and selects a file name other than the default. This Host file system device input variable should have the same value as that stored in the IO output variable. If IO("HFSIO") exists when the TaskMan interface is called, the interface will save IO("HFSIO") and IOPAR so that the scheduled task opens the appropriate Host file.



**NOTE:** This variable is KILLED when a call is made to ^%ZIS or HOME^%ZIS.

**IO("IP")** This variable holds the Internet Protocol (IP) of the remote system.

**IO("P")** This variable holds data about the new syntax requested.

**IO("Q"):** OUTPUT WAS QUEUED—If queuing is allowed (%ZIS["Q"]) and an output device for queuing is selected, this output variable is returned with a value of 1: IO("Q")=1. Otherwise, it will be undefined.



**NOTE:** This variable is KILLED when a call is made to ^%ZIS or HOME^%ZIS.

**IO("S"):** SLAVED DEVICE—When a slaved printer is selected, the Device Handler uses this output variable to save the subtype specification for the home device so that the appropriate close printer logic can be executed with X ^%ZIS("C").



**IO("SPOOL"):** SPOOLER WAS USED—The existence of this output variable indicates that output was sent to the spool device. It will exist temporarily, during spooling, and is KILLED upon normal exit.



**NOTE:** This variable is KILLED when a call is made to ^%ZIS or HOME^%ZIS.

**IO("T")** TaskMan call.

**IO("ZIO"):** TERMINAL SERVER PORT—If %ZIS["L"], both physical port and server names are returned in IO("ZIO") under Caché. This information is useful on M implementations where the value of \$I does not represent a port on a Terminal Server.

- IOBS:** BACKSPACE—The code for backspace, usually \$C(8), is returned in this output variable. This code is used to WRITE a backspace with W @IOBS.
- IOCPU:** CPU INDICATOR—If the selected device is on another CPU, this output variable is returned with the other CPU reference, obtained from the VOLUME SET (CPU) field in the DEVICE file (#3.5). The IOCPU input variable is used by TaskMan as an indicator of where the job should ultimately be run.
- IOF:** FORM FEED—This output variable is used to issue a form feed when writing its value with indirection; that is, W @IOF.
- IOHG:** HUNT GROUP—If the selected device is a member of a hunt group, this variable returns the hunt group name. If not, IOHG is returned as NULL.
- IOM:** RIGHT MARGIN—The right margin is commonly set to either 80 or 132 columns.
- ION:** DEVICE NAME—This variable returns the device NAME (.01 field) as recorded in the DEVICE file (#3.5).
- IOPAR:** OPEN PARAMETERS—This variable returns any OPEN PARAMETERS that may have been defined for the selected device, for example, a magnetic tape drive. If the OPEN PARAMETERS input variable has not been defined, IOPAR is returned as NULL.
-  **NOTE:** When a device is closed, this variable gets set to null.
- IOUPAR:** USE PARAMETERS—This variable returns any USE PARAMETERS that may have been defined for the selected device. If the USE PARAMETERS input variable has not been defined, IOUPAR is returned as NULL.
-  **NOTE:** When a device is closed, this variable gets set to null.
- IOS:** DEVICE NUMBER—The DEVICE file (#3.5) Internal Entry Number (IEN) for the selected device.

- IOSL:** SCREEN/PAGE LENGTH—The number of lines per screen or page is defined with this variable. The page length of a printing device is usually 66 lines. The screen length of a display terminal is usually 24 lines.
- IOST:** SUBTYPE NAME—This variable returns the NAME (.01 field) of the selected device's subtype as recorded in the TERMINAL TYPE file (#3.2).
- IOST(0):** SUBTYPE NUMBER—This variable returns the Internal Entry Number (IEN) of the selected device's subtype as recorded in the TERMINAL TYPE file (#3.2).
- IOT:** TYPE OF DEVICE—The DEVICE file (#3.5) holds an indication of Type for all devices. IOT returns the value of the device type (e.g., TRM for terminal, VTRM for virtual terminal, and HFS for Host File Server).
- IOXY:** CURSOR POSITIONING—This output variable returns the executable M code that allows cursor positioning, given the input variables DX and DY. The column position is passed in DX and the row position is passed in DY.



**NOTE:** The system special variables \$X and \$Y are not necessarily updated.

POP:

**EXIT STATUS**—When the Device Handler is called, POP is the output variable that indicates the outcome status. If device selection is successful, POP is returned with a value of zero (POP=0). Abnormal exit returns a positive number in the POP variable.

There are three general conditions for abnormal exit upon which the POP output variable is returned as positive:

- The first case is one in which a device is not selected.
- The second concerns unavailable devices.
- The third situation arises when a device is identified but is unknown to the system.

The first condition of no device selection will be met if the user types a caret ("^") or times out at the device prompt. Exceeding the TIMED READ at the right margin or address/variables prompts will have the same result.

The second condition, unavailability, is met if the Device Handler cannot open the selected device. If the device is a member of a hunt group, all members of the group may be busy. The selected device may also have existed on another computer but queuing was not requested or perhaps not permitted (%ZIS had not contained Q).

Finally, the selected device may not exist in the DEVICE file (#3.5). A device name may have been used that is not found as a .01 field entry. If the device is selected with P for the closest printer, the CLOSEST PRINTER field in the DEVICE file (#3.5) may be NULL.

If the exit is abnormal, returning POP with a positive value, the following output variables will be restored with their values before the call to the Device Handler (before D ^%ZIS): ION, IOF, IOSL, IOBS, IOST(0), IOST, IOPAR, IOUPAR, IOS, and IOCPU.



**NOTE:** If IOF had been NULL before the call, it is returned with the pound sign as its value (IOF="#"). For backward compatibility, IO is currently returned as NULL (IO=""). However, the returned value of IO may change in future Kernel versions.

**Example 1**

This following is a simplified example; the process of issuing form feeds is not shown.

**Figure 8. ^%ZIS: Example**

```
SAMPLE ;SAMPLE ROUTINE
;
S %ZIS="QM" D ^%ZIS G EXIT:POP
I $D(IO("Q")) D Q
.S ZTRTN="DQ^SAMPLE",ZTDESC="Sample Test routine"
.D ^%ZTLOAD D HOME^%ZIS K IO("Q") Q
DQ U IO W !,"THIS IS YOUR REPORT"
W !,"LINE 2"
W !,"LINE 3"
D ^%ZISC
EXIT S:$D(ZTQUEUED) ZTREQ="@ " K VAR1,VAR2,VAR3 Q
```

**Example 2**

The IOP variable can be defined to pass a string to the Device Handler so that no user interaction will be required for device selection information. The following is the general format for defining IOP:

```
>S IOP=[Q[;]][DEVICE NAME][;SUBTYPE][;SPOOL DOCUMENT NAME][;RIGHT MARGIN[;PAGE
LENGTH]]
```

**Example 3**

If the SPOOL DOCUMENT NAME is included, then the RIGHT MARGIN and PAGE LENGTH are ignored. Therefore, use the following format if a spool device is desired:

```
>S IOP=[Q[;]][DEVICE NAME][;SUBTYPE][;SPOOL DOCUMENT NAME]
```

**Example 4**

The following shows how a device named "RXPRINTER" in the DEVICE file (#3.5) can be opened *without user interaction*:

```
>S IOP="RXPRINTER" D ^%ZIS Q:POP
```

### Example 5

When setting the IOP variable, you can include the right margin:

```
>S IOP=ION_" ; "_IOM or S IOP=" ;120"
```

Or

```
>S IOP="RXPRINTER;120"
```

In this example, ION is the local variable that contains the name of the device to be opened and the IOM variable contains the value of the desired right margin.

### Example 6

The IOP variable can be set to FORCED queuing by starting the string with "Q":

```
>SET IOP="Q;"_ION_" ; "_IOM ... etc.
```

In order to force queuing and prompt the user for a device:

```
>SET IOP="Q" D ^%ZIS Q:POP
```

### Example 7

A *spool document name* can be passed to the Device Handler:

```
>S IOP=DEVNAM_" ; "_IO("DOC") D ^%ZIS Q:POP
```

Or

```
>S IOP="SPOOL;"_IO("DOC")
```

Or

```
>S IOP=DEVNAM_" ; "_IOST_" ; "_IO("DOC")
```

Or

```
>S IOP="SPOOL;P-OTHER;MYDOC"
```



**REF:** For more information, see the "Spooling" chapter in the *Kernel Systems Management Guide*.

In this example, DEVNAM contains the name of the device to be opened. IO("DOC") contains the spool document name, and IOST contains the name of the desired subtype. "SPOOL" is the actual name of a device entry that corresponds to the spool device, "P-OTHER" is the desired subtype, and "MYDOC" is the name of the spool document.



**Example 8**

Finally, the IOP variable can be used to select a device by the device's Internal Entry Number (IEN). To select a device with an IEN of 202, set IOP to an accent grave character followed by the IEN value of 202:

```
>S IOP="`202" D ^%ZIS
```

**Multiple Devices and ^%ZIS**

Beyond the home device, the ^%ZIS API is not designed to open more than one additional device at a time.

For interactive users, the home device should already be open and defined in the Kernel environment. ^%ZIS should only be used to open one additional device at a time for interactive users. For a task, you can use ^%ZIS to open one additional device beyond the task's assigned device.

Beginning with Kernel 8.0, there are three APIs to support using more than one additional device simultaneously:

- OPEN^%ZISUTL(): Open Device with Handle
- USE^%ZISUTL(): Use Device Given a Handle
- CLOSE^%ZISUTL(): Close Device with Handle

These "multiple device" APIs are described later in this chapter.

**Host Files and ^%ZIS**

Although it is possible to use the ^%ZIS API to manipulate Host files, the Host file API (in ^%ZISH) offers more robust Host file functionality.



**REF:** For more information on using the Host file API, see the "Host Files" chapter in this manual.

### 5.1.4 HLP1^%ZIS: Display Brief Device Help

|                         |                                                                                                                                                                                                                                                                                                                                    |
|-------------------------|------------------------------------------------------------------------------------------------------------------------------------------------------------------------------------------------------------------------------------------------------------------------------------------------------------------------------------|
| <b>Reference Type</b>   | Supported                                                                                                                                                                                                                                                                                                                          |
| <b>Category</b>         | Device Handler                                                                                                                                                                                                                                                                                                                     |
| <b>IA #</b>             | 10086                                                                                                                                                                                                                                                                                                                              |
| <b>Description</b>      | <p>This API displays brief help about device selection. There are no input parameters.</p> <p>While invoking the Help Processor involves a straightforward call in the production account (the EN^XQH or EN1^XQH calls), it is a more complex matter in the Manager account where ^%ZIS resides. Hence, this call is provided.</p> |
| <b>Format</b>           | HLP1^%ZIS                                                                                                                                                                                                                                                                                                                          |
| <b>Input Parameters</b> | none                                                                                                                                                                                                                                                                                                                               |
| <b>Output</b>           | none                                                                                                                                                                                                                                                                                                                               |

### 5.1.5 HLP2^%ZIS: Display Device Help Frames

|                         |                                                                                                                                                                                                                                                                                                                                                                                                                                                                         |
|-------------------------|-------------------------------------------------------------------------------------------------------------------------------------------------------------------------------------------------------------------------------------------------------------------------------------------------------------------------------------------------------------------------------------------------------------------------------------------------------------------------|
| <b>Reference Type</b>   | Supported                                                                                                                                                                                                                                                                                                                                                                                                                                                               |
| <b>Category</b>         | Device Handler                                                                                                                                                                                                                                                                                                                                                                                                                                                          |
| <b>IA #</b>             | 10086                                                                                                                                                                                                                                                                                                                                                                                                                                                                   |
| <b>Description</b>      | <p>This API allows you to display extended help about device selection . The Help Processor is invoked to display a series of help frames. There are no input parameters.</p> <p>While invoking the Help Processor involves a straightforward call in the production account (the ACTION^XQH4(): Print Help Frame Tree or EN1^XQH: Display Help Frames APIs), it is a more complex matter in the Manager account where ^%ZIS resides. Hence, this call is provided.</p> |
| <b>Format</b>           | HLP2^%ZIS                                                                                                                                                                                                                                                                                                                                                                                                                                                               |
| <b>Input Parameters</b> | none                                                                                                                                                                                                                                                                                                                                                                                                                                                                    |
| <b>Output</b>           | none                                                                                                                                                                                                                                                                                                                                                                                                                                                                    |

## 5.1.6 HOME^%ZIS: Reset Home Device IO Variables

**Reference Type** Supported

**Category** Device Handler

**IA #** 10086

**Description** This API sets the key IO variables to match the characteristics of the home device. The HOME^%ZIS API performs the same function as the obsolete CURRENT^%ZIS API. Developers have been advised that Kernel 8.0 is the last version of Kernel to support CURRENT^%ZIS.

HOME^%ZIS, beyond updating the set of variables for the home device, also updates the active right margin system setting for the home device, by executing ^%ZOSF("RM") based on the home device's IOM value.

**Format** HOME^%ZIS

Make sure to perform the following steps before calling this API:

- NEW all non-namespaced variables.
- Set all input variables.
- Call the API.

**Input Variables** none

**Output Variables**

|          |                                                                                               |
|----------|-----------------------------------------------------------------------------------------------|
| IO:      | Device \$I.                                                                                   |
| IO(0):   | Home device at the time of the call to ^%ZIS.                                                 |
| IOBS:    | Backspace code.                                                                               |
| IOF:     | Form Feed code.                                                                               |
| IOM:     | Right Margin length.                                                                          |
| ION:     | Name of last selected input/output device from the DEVICE file (#3.5).                        |
| IOS:     | Internal Entry Number (IEN) of last selected input/output device from the DEVICE file (#3.5). |
| IOSL:    | Screen or page length.                                                                        |
| IOST:    | Subtype of the selected device.                                                               |
| IOST(0): | Subtype Internal Entry Number (IEN).                                                          |
| IOT:     | Type of device, such as TRM for terminal.                                                     |

IOXY: Executable M code for cursor control.

### 5.1.7 \$\$REWIND^%ZIS(): Rewind Devices

|                         |                                                                                                                                                                                                                                                                                                                                                                                                         |
|-------------------------|---------------------------------------------------------------------------------------------------------------------------------------------------------------------------------------------------------------------------------------------------------------------------------------------------------------------------------------------------------------------------------------------------------|
| <b>Reference Type</b>   | Supported                                                                                                                                                                                                                                                                                                                                                                                               |
| <b>Category</b>         | Device Handler                                                                                                                                                                                                                                                                                                                                                                                          |
| <b>IA #</b>             | 10086                                                                                                                                                                                                                                                                                                                                                                                                   |
| <b>Description</b>      | This extrinsic function rewinds special devices. These devices may be of the following types: <ul style="list-style-type: none"> <li>• Magtape</li> <li>• Sequential Disk Processor</li> <li>• Host File Server</li> </ul>                                                                                                                                                                              |
| <b>Format</b>           | <code>\$\$REWIND^%ZIS(io,iot,iopar)</code>                                                                                                                                                                                                                                                                                                                                                              |
| <b>Input Parameters</b> | <p><b>io:</b> (required) The \$IO representation of the device to be rewound, in the same format as IO, which is returned by ^%ZIS.</p> <p><b>iot:</b> (required) The "Type" of device to be rewound, in the same format as IOT, which is returned by ^%ZIS.</p> <p><b>iopar:</b> (required) The "Open Parameters" for the selected device, in the same format as IOPAR which is returned by ^%ZIS.</p> |
| <b>Output</b>           | <p><b>returns:</b> Returns:</p> <ul style="list-style-type: none"> <li>• 1—Device was rewound successfully.</li> <li>• 0—Device was <i>not</i> rewound successfully.</li> </ul>                                                                                                                                                                                                                         |

#### Example

```
>S Y=$$REWIND^%ZIS(IO,IOT,IOPAR)
```

### 5.1.8 ^%ZISC: Close Device

|                         |                                                                                                                                                                                                                                                                                                                                                                                                                                                                                                                                                                                                                                                                                                                                                                                                                                                                                            |
|-------------------------|--------------------------------------------------------------------------------------------------------------------------------------------------------------------------------------------------------------------------------------------------------------------------------------------------------------------------------------------------------------------------------------------------------------------------------------------------------------------------------------------------------------------------------------------------------------------------------------------------------------------------------------------------------------------------------------------------------------------------------------------------------------------------------------------------------------------------------------------------------------------------------------------|
| <b>Reference Type</b>   | Supported                                                                                                                                                                                                                                                                                                                                                                                                                                                                                                                                                                                                                                                                                                                                                                                                                                                                                  |
| <b>Category</b>         | Device Handler                                                                                                                                                                                                                                                                                                                                                                                                                                                                                                                                                                                                                                                                                                                                                                                                                                                                             |
| <b>IA #</b>             | 10089                                                                                                                                                                                                                                                                                                                                                                                                                                                                                                                                                                                                                                                                                                                                                                                                                                                                                      |
| <b>Description</b>      | <p>This API closes a device opened with a call to the ^%ZIS API and restores the home device.</p> <p>Do <i>not</i> issue a form feed when calling ^%ZISC. The Device Handler takes care of issuing a form feed if necessary (i.e., if \$Y&gt;0, indicating the cursor or print head is not at the top of form). To prevent the Device Handler from issuing this form feed, as appropriate for continuous printing of labels, for example, define the IONOFF input variable before calling ^%ZISC.</p> <p>Before the ^%ZISC API existed, close logic was executed with the command X ^%ZIS("C"). Developers have been advised that X ^%ZIS("C") will no longer be supported and that the ^%ZISC API should be used instead. In the current version of Kernel, the ^%ZIS("C") node only holds a call to the ^%ZISC routine. Versions of Kernel following 8.0 will not export ^%ZIS("C").</p> |
| <b>Format</b>           | ^%ZISC                                                                                                                                                                                                                                                                                                                                                                                                                                                                                                                                                                                                                                                                                                                                                                                                                                                                                     |
| <b>Input Variables</b>  | various: For a list of input variables, see the normal device output variables from the ^%ZIS: Standard Device Call API.                                                                                                                                                                                                                                                                                                                                                                                                                                                                                                                                                                                                                                                                                                                                                                   |
| <b>Output Variables</b> | various: For a list of output variables, see the normal device output variables from the ^%ZIS: Standard Device Call API.                                                                                                                                                                                                                                                                                                                                                                                                                                                                                                                                                                                                                                                                                                                                                                  |

#### Example

```
>D ^%ZISC
```

### 5.1.9 PKILL^%ZISP: Kill Special Printer Variables

|                       |                                                                                                                                                             |
|-----------------------|-------------------------------------------------------------------------------------------------------------------------------------------------------------|
| <b>Reference Type</b> | Supported                                                                                                                                                   |
| <b>Category</b>       | Device Handler                                                                                                                                              |
| <b>IA #</b>           | 3172                                                                                                                                                        |
| <b>Description</b>    | This API KILLS printer-specific Device Handler variables. All output parameters defined by the PSET^%ZISP: Set Up Special Printer Variables API are KILLED. |
| <b>Format</b>         | PKILL^%ZISP                                                                                                                                                 |

**Input Parameters** none

**Output** none

### 5.1.10 PSET^%ZISP: Set Up Special Printer Variables

**Reference Type** Supported

**Category** Device Handler

**IA #** 3172

**Description** This API defines a set of variables that toggle special printer modes. The corresponding fields in the TERMINAL TYPE file (#3.2) entry for the terminal type in question *must* be correctly set up, however; that is where PSET^%ZISP retrieves its output values.

**Format** PSET^%ZISP

Make sure to perform the following steps before calling this API:

- NEW all non-namespaced variables.
- Set all input variables.
- Call the API.

**Input Variables** IOST(0) (required) Pointer to the TERMINAL TYPE entry for the printer in question, as set up by the Device Handler.

**Output Variables**

|           |                             |
|-----------|-----------------------------|
| IOBAROFF: | Bar code off.               |
| IOBARON:  | Bar code on.                |
| IOCLROFF: | Color off.                  |
| IOCLRON:  | Color on.                   |
| IODPLXL:  | Duplex, long edge binding.  |
| IODPLXS:  | Duplex, short edge binding. |
| IOITLOFF: | Italics off.                |
| IOITLON:  | Italics on.                 |
| IOSMPLX:  | Simplex.                    |
| IOSPROFF: | Superscript off.            |

IOSPRON:       Superscript on.  
 IOSUBOFF:      Subscript off.  
 IOSUBON:       Subscript on.

### Example

To toggle a printer mode with one of PSET^%ZISP's output variables, WRITE the variable to the printer using indirection, as follows:

```
>D PSET^%ZISP
>W @IOBARON
```

## 5.1.11 ENDR^%ZISS: Set Up Specific Screen Handling Variables

|                       |                                                                                                                                                                                                                                                    |
|-----------------------|----------------------------------------------------------------------------------------------------------------------------------------------------------------------------------------------------------------------------------------------------|
| <b>Reference Type</b> | Supported                                                                                                                                                                                                                                          |
| <b>Category</b>       | Device Handler                                                                                                                                                                                                                                     |
| <b>IA #</b>           | 10088                                                                                                                                                                                                                                              |
| <b>Description</b>    | This API sets up specific screen-handling variables and other terminal type attributes. Unlike the ENS^%ZISS: Set Up Screen-handling Variables API, which sets up all screen-handling variables, you specify which ones to set up with ENDR^%ZISS. |
| <b>Format</b>         | ENDR^%ZISS                                                                                                                                                                                                                                         |

Make sure to perform the following steps before calling this API:

- NEW all non-namespaced variables.
- Set all input variables.
- Call the API.

|                        |          |                                                                                                                                                                                  |
|------------------------|----------|----------------------------------------------------------------------------------------------------------------------------------------------------------------------------------|
| <b>Input Variables</b> | IOST(0): | (required) Internal entry number (IEN) of the selected device's subtype as recorded in the TERMINAL TYPE file (#3.2).                                                            |
|                        | X:       | (required) Use this input variable to select the ENS^%ZISS screen-handling variables to define. It should be a semicolon-delimited list of the variables to define. For example: |

```
>S X="IORVON;IORVOFF;IOUON;IOUOFF"
```

If more than 255 characters are needed to define the x variable, make two or more calls to ENDR^%ZISS, each with a partial list of the variable settings for x.

**%ZIS:** (optional) If you define %ZIS="I", the output array IOIS is created. The format of IOIS is as follows:

```
IOIS(ASCII value of first character followed by
remaining characters)=output variable
```

For example:

```
IOIS("27[C")=IOCUF
```

Not every screen-handling variable has a corresponding IOIS node. Also, only the nodes in the IOIS array that correspond to screen-handling variables specified in the x input variable will be created.

### Output Variables

A subset of the output variables returned by ENS^%ZISS: Set Up Screen-handling Variables API are returned by ENDR^%ZISS, depending on what screen-handling variables are requested in the x input variable.

## 5.1.12 ENS^%ZISS: Set Up Screen-handling Variables

|                       |                                                                                                                        |
|-----------------------|------------------------------------------------------------------------------------------------------------------------|
| <b>Reference Type</b> | Supported                                                                                                              |
| <b>Category</b>       | Device Handler                                                                                                         |
| <b>IA #</b>           | 10088                                                                                                                  |
| <b>Description</b>    | This API is used for screen management. This API sets up screen handling variables and other terminal type attributes. |
| <b>Format</b>         | ENS^%ZISS                                                                                                              |

Make sure to perform the following steps before calling this API:

- NEW all non-namespaced variables.
- Set all input variables.
- Call the API.

|                        |                                                                                                                                             |
|------------------------|---------------------------------------------------------------------------------------------------------------------------------------------|
| <b>Input Variables</b> | <b>IOST(0):</b> (required) Internal entry number of the selected device's subtype as recorded in the TERMINAL TYPE file (#3.2).             |
|                        | <b>%ZIS:</b> (optional) If you define %ZIS = "I", the output array IOIS (mapping escape codes sent by input keys to input keys) is created. |



**REF:** For a description of the IOIS nodes created, see the Outputs that follow.



**Output Variables**

The output variables are listed below.



**NOTE:** Not all characteristics are possible on all terminal types. The IOEFLD and IOSTBM variables are used with indirection. Also, IOSTBM requires the setting of IOTM and IOBM as input variables for the top and bottom margins.

|          |                                                    |
|----------|----------------------------------------------------|
| IOARM0:  | Auto repeat mode off.                              |
| IOARM1:  | Auto repeat mode on.                               |
| IOAWM0:  | Auto wrap mode off.                                |
| IOAWM1:  | Auto wrap mode on.                                 |
| IOBOFF:  | Blink off.                                         |
| IOBON:   | Blink on.                                          |
| IOCOMMA: | Keypad's comma.                                    |
| IOCUB:   | Cursor backward.                                   |
| IOCUD:   | Cursor down.                                       |
| IOCUF:   | Cursor forward.                                    |
| IOCUON:  | Cursor on.                                         |
| IOCUOFF: | Cursor off.                                        |
| IOCUU:   | Cursor up.                                         |
| IODCH:   | Delete character.                                  |
| IODHLB:  | Double-high/wide bottom.                           |
| IODHLT:  | Double-high/wide top.                              |
| IODL:    | Delete line.                                       |
| IODWI:   | Doublewide length.                                 |
| IOECH:   | Erase character.                                   |
| IOEDALL: | Erase in display entire page.                      |
| IOEDBOP: | Erase in display from beginning of page to cursor. |
| IOEDEOP: | Erase in display from cursor to end of page.       |

|           |                                                             |
|-----------|-------------------------------------------------------------|
| IOEFLD:   | Erase field (*use through indirection, such as, W @IOEFLD). |
| IOELALL:  | Erase in line entire line.                                  |
| IOELBOL:  | Erase in line from beginning of line to cursor.             |
| IOELEOL:  | Erase in line from cursor to end of line.                   |
| IOENTER:  | Keypad's Enter.                                             |
| IOFIND:   | Find key.                                                   |
| IOHDWN:   | Half down.                                                  |
| IOHOME:   | Home cursor.                                                |
| IOHTS:    | Horizontal tab set.                                         |
| IOHUP:    | Half up.                                                    |
| IOICH:    | Insert character.                                           |
| IOIL:     | Insert line.                                                |
| IOIND:    | Index.                                                      |
| IOINHI:   | High intensity.                                             |
| IOINLOW:  | Low intensity.                                              |
| IOINORM:  | Normal intensity.                                           |
| IOINSERT: | Insert key.                                                 |
| IOKP0:    | Keypad 0.                                                   |
| IOKP1:    | Keypad 1.                                                   |
| IOKP2:    | Keypad 2.                                                   |
| IOKP3:    | Keypad 3.                                                   |
| IOKP4:    | Keypad 4.                                                   |
| IOKP5:    | Keypad 5.                                                   |
| IOKP6:    | Keypad 6.                                                   |
| IOKP7:    | Keypad 7.                                                   |
| IOKP8:    | Keypad 8.                                                   |

|           |                             |
|-----------|-----------------------------|
| IOKP9:    | Keypad 9.                   |
| IOIRM0:   | Replace mode.               |
| IOIRM1:   | Insert mode.                |
| IOKPAM:   | Keypad application mode on. |
| IOKPNM:   | Keypad numeric mode on.     |
| IOMC:     | Print screen.               |
| IOMINUS:  | Keypad's minus.             |
| IONEL:    | Next line.                  |
| IONEXTSC: | Next screen.                |
| IOPERIOD: | Keypad's period.            |
| IOPF1:    | Function key 1.             |
| IOPF2:    | Function key 2.             |
| IOPF3:    | Function key 3.             |
| IOPF4:    | Function key 4.             |
| IOPREVSC: | Previous screen.            |
| IOPROP:   | Proportional spacing.       |
| IOPTCH10: | 10 Pitch.                   |
| IOPTCH12: | 12 Pitch.                   |
| IOPTCH16: | 16 Pitch.                   |
| IORC:     | Restore cursor.             |
| IOREMOVE: | Keypad's Remove.            |
| IORESET:  | Reset.                      |
| IORI:     | Reverse index.              |
| IORLF:    | Reverse line feed.          |
| IORVOFF:  | Reverse video off.          |
| IORVON:   | Reverse video on.           |

- IOSC: Save cursor.
- IOSGR0: Turn off select graphic rendition attributes.
- IOSELECT: Keypad's Select.
- IOSTBM: Set top and bottom margins (\* use through indirection, such as, W @IOSTBM; IOTM and IOBM *must* be defined as the top and bottom margins.)
- IOSWL: Singlewide length.
- IOTBC: Tab clear.
- IOTBCALL: Clear all tabs.
- IOUOFF: Underline off.
- IOUON: Underline on.
- IOIS: This array is created as follows:

```
IOIS(escape_code)=KEYNAME
```

Where `escape_code` is the escape code generated by pressing the key `KEYNAME` on the selected terminal, and `KEYNAME` can be one of the following:

|        |          |
|--------|----------|
| COMMA  | KP5      |
| DO     | KP6      |
| ENTER  | KP7      |
| FIND   | KP8      |
| HELP   | KP9      |
| INSERT | MINUS    |
| IOCUB  | NEXTSCRN |
| IOCUD  | PERIOD   |
| IOCUF  | PF1      |
| IOCUU  | PF2      |
| KP0    | PF3      |
| KP1    | PF4      |
| KP2    | PREVSCRN |
| KP3    | REMOVE   |
| KP4    | SELECT   |

### 5.1.13 GKILL^%ZISS: KILL Graphic Variables

|                         |                                                                                                                                                                                      |
|-------------------------|--------------------------------------------------------------------------------------------------------------------------------------------------------------------------------------|
| <b>Reference Type</b>   | Supported                                                                                                                                                                            |
| <b>Category</b>         | Device Handler                                                                                                                                                                       |
| <b>IA #</b>             | 10088                                                                                                                                                                                |
| <b>Description</b>      | This API is used for screen management. It KILLs graphic variables used in screen handling. All output parameters set up by the GSET^%ZISS: Set Up Graphic Variables API are KILLED. |
| <b>Format</b>           | GKILL^%ZISS                                                                                                                                                                          |
| <b>Input Parameters</b> | none                                                                                                                                                                                 |
| <b>Output</b>           | none                                                                                                                                                                                 |

### 5.1.14 GSET^%ZISS: Set Up Graphic Variables

|                       |                                                                                                                                                                                                                                                            |
|-----------------------|------------------------------------------------------------------------------------------------------------------------------------------------------------------------------------------------------------------------------------------------------------|
| <b>Reference Type</b> | Supported                                                                                                                                                                                                                                                  |
| <b>Category</b>       | Device Handler                                                                                                                                                                                                                                             |
| <b>IA #</b>           | 10088                                                                                                                                                                                                                                                      |
| <b>Description</b>    | This API is used for screen management. It sets up graphic variables for screen handling. Graphics on/off is a toggle that remaps characters for use as graphics. Not all terminals need remapping, since they already have the high range of ASCII codes. |
| <b>Format</b>         | GSET^%ZISS                                                                                                                                                                                                                                                 |

Make sure to perform the following steps before calling this API:

- NEW all non-namespaced variables.
- Set all input variables.
- Call the API.

**Input Variables**      IOST(0):      (required) Terminal Type.

|                         |        |                                  |
|-------------------------|--------|----------------------------------|
| <b>Output Variables</b> | IOBLC: | Bottom left corner.              |
|                         | IOBRC: | Bottom right corner.             |
|                         | IOBT:  | Bottom "T".                      |
|                         | IOG1:  | Graphics on.                     |
|                         | IOG0:  | Graphics off.                    |
|                         | IOHL:  | Horizontal line.                 |
|                         | IOLT:  | Left "T".                        |
|                         | IOMT:  | Middle "T", or cross hair ("+"). |
|                         | IORT:  | Right "T".                       |
|                         | IOTLC: | Top left corner.                 |
|                         | IOTRC: | Top right corner.                |
|                         | IOTT:  | Top "T".                         |
|                         | IOVL:  | Vertical line.                   |

## Example

**Figure 9. GSET^%ZISS: Example**

```
; write a horizontal line
D GSET^%ZISS
W IOG1
F I=1:1:20 W IOHL
W IOG0
D GKILL^%ZISS
```

### 5.1.15 KILL^%ZISS: KILL Screen Handling Variables

|                         |                                                                                                                                                                                                                                                                          |
|-------------------------|--------------------------------------------------------------------------------------------------------------------------------------------------------------------------------------------------------------------------------------------------------------------------|
| <b>Reference Type</b>   | Supported                                                                                                                                                                                                                                                                |
| <b>Category</b>         | Device Handler                                                                                                                                                                                                                                                           |
| <b>IA #</b>             | 10088                                                                                                                                                                                                                                                                    |
| <b>Description</b>      | This API is used for screen management. It KILLs graphic variables used in screen handling. Only the output parameters set up by the ENS^%ZISS: Set Up Screen-handling Variables and ENDR^%ZISS: Set Up Specific Screen Handling Variables APIs are KILLED by this call. |
| <b>Format</b>           | KILL^%ZISS                                                                                                                                                                                                                                                               |
| <b>Input Parameters</b> | none                                                                                                                                                                                                                                                                     |
| <b>Output</b>           | none                                                                                                                                                                                                                                                                     |

### 5.1.16 CALL^%ZISTCP: Make TCP/IP Connection (Remote System)

|                       |                                                                  |
|-----------------------|------------------------------------------------------------------|
| <b>Reference Type</b> | Supported                                                        |
| <b>Category</b>       | Device Handler                                                   |
| <b>IA #</b>           | 2118                                                             |
| <b>Description</b>    | This API is used to make a TCP/IP connection to a remote system. |
| <b>Format</b>         | CALL^%ZISTCP                                                     |

Make sure to perform the following steps before calling this API:

- NEW all non-namespaced variables.
- Set all input variables.
- Call the API.

|                        |                                                                                                                                                                                                                                                                                                                                                                                                                                                                                                     |
|------------------------|-----------------------------------------------------------------------------------------------------------------------------------------------------------------------------------------------------------------------------------------------------------------------------------------------------------------------------------------------------------------------------------------------------------------------------------------------------------------------------------------------------|
| <b>Input Variables</b> | <p><b>IPADDRESS:</b> (required) This is the Internet Protocol (IP) address of the Host system to which it connects. It <i>must</i> be in the IP format of four numbers separated by dots (e.g., 99.99.9.999).</p> <p><b>SOCKET:</b> (required) This is the socket to connect to on the remote host. It is an integer from 1-65535. Values below 5000 are reserved for standard Internet services (e.g., SMTP mail).</p> <p><b>TIMEOUT:</b> (optional) This is the timeout to apply to the Open.</p> |
|------------------------|-----------------------------------------------------------------------------------------------------------------------------------------------------------------------------------------------------------------------------------------------------------------------------------------------------------------------------------------------------------------------------------------------------------------------------------------------------------------------------------------------------|

|                         |             |                                                                                                                                                                                                                                                |
|-------------------------|-------------|------------------------------------------------------------------------------------------------------------------------------------------------------------------------------------------------------------------------------------------------|
| <b>Output Variables</b> | <b>IO:</b>  | If the connection is made then IO variable will hold the implementation value that is used to reference the connection.                                                                                                                        |
|                         | <b>POP:</b> | This output variable reports the connection status: <ul style="list-style-type: none"><li>• Successful—A value of zero (0) means the connection was successful.</li><li>• Unsuccessful—A positive value means the connection failed.</li></ul> |

It works the same as a call to ^%ZIS: Standard Device Call.

### 5.1.17 CLOSE^%ZISTCP: Close TCP/IP Connection (Remote System)

|                         |                                                                                                                                                                          |
|-------------------------|--------------------------------------------------------------------------------------------------------------------------------------------------------------------------|
| <b>Reference Type</b>   | Supported                                                                                                                                                                |
| <b>Category</b>         | Device Handler                                                                                                                                                           |
| <b>IA #</b>             | 2118                                                                                                                                                                     |
| <b>Description</b>      | This API is used to close the connection opened with the CALL^%ZISTCP: Make TCP/IP Connection (Remote System) API. It works like a call to the ^%ZISC: Close Device API. |
| <b>Format</b>           | CLOSE^%ZISTCP                                                                                                                                                            |
| <b>Input Variables</b>  | various: For a list of input variables, see CALL^%ZISTCP: Make TCP/IP Connection (Remote System) API.                                                                    |
| <b>Output Variables</b> | various For a list of output variables, see CALL^%ZISTCP: Make TCP/IP Connection (Remote System) API.                                                                    |



### 5.1.18 CLOSE^%ZISUTL(): Close Device with Handle

|                       |                                                                                                                                                                                                                                                                                                                   |
|-----------------------|-------------------------------------------------------------------------------------------------------------------------------------------------------------------------------------------------------------------------------------------------------------------------------------------------------------------|
| <b>Reference Type</b> | Supported                                                                                                                                                                                                                                                                                                         |
| <b>Category</b>       | Device Handler                                                                                                                                                                                                                                                                                                    |
| <b>IA #</b>           | 2119                                                                                                                                                                                                                                                                                                              |
| <b>Description</b>    | This API closes a device opened with the OPEN^%ZISUTL(): Open Device with Handle API. When you close a device with CLOSE^%ZISUTL, the IO variables are set back to the home device's and the home device is made the current device. One of three functions that support using multiple devices at the same time. |



**REF:** See also OPEN^%ZISUTL(): Open Device with Handle and USE^%ZISUTL(): Use Device Given a Handle APIs.

**Format** CLOSE^%ZISUTL(handle)

**Input Parameters** handle: (required) The handle of a device opened with the OPEN^%ZISUTL(): Open Device with Handle API.

**Output** none

### 5.1.19 OPEN^%ZISUTL(): Open Device with Handle

|                       |                                                                                                                                                                                                                                                                                                              |
|-----------------------|--------------------------------------------------------------------------------------------------------------------------------------------------------------------------------------------------------------------------------------------------------------------------------------------------------------|
| <b>Reference Type</b> | Supported                                                                                                                                                                                                                                                                                                    |
| <b>Category</b>       | Device Handler                                                                                                                                                                                                                                                                                               |
| <b>IA #</b>           | 2119                                                                                                                                                                                                                                                                                                         |
| <b>Description</b>    | This API is used when you expect to be using multiple output devices. This API, as well as its two companion APIs: RMDEV^%ZISUTL(): Delete Data Given a Handle and CLOSE^%ZISUTL(): Close Device with Handle, makes use of handles to refer to a device. A handle is a unique string identifying the device. |

The three ^%ZISUTL APIs are essentially wrappers around the ^%ZIS API. They provide enhanced management of IO variables and the current device, especially when working with multiple open devices. One of three functions that support using multiple devices at the same time.



**REF:** See also RMDEV^%ZISUTL(): Delete Data Given a Handle and CLOSE^%ZISUTL(): Close Device with Handle APIs.

**Format** OPEN^%ZISUTL(handle[,valiop][, .valzis])

**Input Parameters**

**handle:** (required) A unique FREE TEXT name to associate with a device you want to open.

**valiop:** (optional) Output device specification, in the same format as the IOP input variable for the ^%ZIS: Standard Device Call API. The one exception to this is passing a value of NULL; this is like leaving IOP undefined. With ^%ZIS, on the other hand, setting IOP to NULL specifies the home device. To request the home device, pass a value of "HOME" instead.

**.valzis:** (optional) Input specification array, in the same format (and with the same meanings) as the %ZIS input specification array for the ^%ZIS: Standard Device Call API. *Must* be passed by reference.



**REF:** For more information, see the ^%ZIS function documentation.

**Output Variables**

**IOF:** OPEN^%ZISUTL returns all the same output variables as the ^%ZIS: Standard Device Call API. OPEN^%ZISUTL serves as a "wrapper" around the ^%ZIS: Standard Device Call API, providing additional management of IO output variables that ^%ZIS does not (principally to support opening multiple devices simultaneously).



**REF:** For more information on these input parameter, see the ^%ZIS documentation.

IOM

IOSL

IO

IO(0)

IO("Q")

IO("S")

IO("DOC")

IO("SPOOL")

IO("ZIO")

IO("HFSIO")

IO(1,\$I)

IOST  
 IOST(0)  
 IOT  
 ION  
 IOBS  
 IOPAR  
 IOUPAR  
 IOS  
 IOHG  
 IOXY  
 POP

### Example

**Figure 10. OPEN^%ZISUTL: Example**

```
ZXGTMP ; ISC-SF/doc %ZISUTL sample ;11-oct-94
;;1.0;;
EN ;
K A6AZIS S A6AZIS("A")="Enter the printer to output first 40 chars in each
line: "
D OPEN^%ZISUTL("PRT1","",.A6AZIS) Q:POP
K A6AZIS S A6AZIS("A")="Enter the printer to output chars 41
to end of line: "
D OPEN^%ZISUTL("PRT2","",.A6AZIS) I POP D CLOSE^%ZISUTL("PRT1") Q
S I=" F S I=$O(^TMP($J,"DOC",I)) Q:I']"' S X=^(I) D
.D USE^%ZISUTL("PRT1") U IO W $E(X,1,40),!
.D USE^%ZISUTL("PRT2") U IO W $E(X,41,$L(X)),!
D CLOSE^%ZISUTL("PRT1"),CLOSE^%ZISUTL("PRT2")
Q
```


### 5.1.20 RMDEV^%ZISUTL(): Delete Data Given a Handle

|                         |                                                                                                           |
|-------------------------|-----------------------------------------------------------------------------------------------------------|
| <b>Reference Type</b>   | Supported                                                                                                 |
| <b>Category</b>         | Device Handler                                                                                            |
| <b>IA #</b>             | 2119                                                                                                      |
| <b>Description</b>      | This API deletes the data associated with the handle. It does <i>not</i> change any of the IO* variables. |
| <b>Format</b>           | RMDEV^%ZISUTL(handle)                                                                                     |
| <b>Input Parameters</b> | handle: (required) A unique Free Text name to associate with a device that you want to delete.            |
| <b>Output</b>           | none                                                                                                      |

### 5.1.21 SAVDEV^%ZISUTL(): Save Data Given a Handle

|                         |                                                                                              |
|-------------------------|----------------------------------------------------------------------------------------------|
| <b>Reference Type</b>   | Supported                                                                                    |
| <b>Category</b>         | Device Handler                                                                               |
| <b>IA #</b>             | 2119                                                                                         |
| <b>Description</b>      | This API saves the current device IO* variables under the handle name.                       |
| <b>Format</b>           | SAVDEV^%ZISUTL(handle)                                                                       |
| <b>Input Parameters</b> | handle: (required) A unique Free Text name to associate with a device that you want to save. |
| <b>Output</b>           | none                                                                                         |

## 5.1.22 USE^%ZISUTL(): Use Device Given a Handle

|                         |                                                                                                                                                                                                                                                                                                                                                                                                                                                                                                |
|-------------------------|------------------------------------------------------------------------------------------------------------------------------------------------------------------------------------------------------------------------------------------------------------------------------------------------------------------------------------------------------------------------------------------------------------------------------------------------------------------------------------------------|
| <b>Reference Type</b>   | Supported                                                                                                                                                                                                                                                                                                                                                                                                                                                                                      |
| <b>Category</b>         | Device Handler                                                                                                                                                                                                                                                                                                                                                                                                                                                                                 |
| <b>IA #</b>             | 2119                                                                                                                                                                                                                                                                                                                                                                                                                                                                                           |
| <b>Description</b>      | <p>This API restores the IO variables for a device saved with the OPEN^%ZISUTL(): Open Device with Handle or SAVDEV^%ZISUTL(): Save Data Given a Handle APIs. It then does a USE of the device if it is open. The same as:</p> <pre>&gt;DO USE^%ZISUTL(handle) U IO</pre> <p> <b>REF:</b> See also OPEN^%ZISUTL(): Open Device with Handle and CALL^%ZISTCP: Make TCP/IP Connection (Remote System) APIs.</p> |
| <b>Format</b>           | USE^%ZISUTL(handle)                                                                                                                                                                                                                                                                                                                                                                                                                                                                            |
| <b>Input Parameters</b> | <p>handle: (required) A unique Free Text name to associate with the device that was opened with the OPEN^%ZISUTL(): Open Device with Handle API.</p>                                                                                                                                                                                                                                                                                                                                           |
| <b>Output Variables</b> | <p>IO*: Standard IO variables.</p>                                                                                                                                                                                                                                                                                                                                                                                                                                                             |

## 5.2 Special Device Issues

This topic discusses the following special devices and device issues:

- Form Feeds
- Resources

### 5.2.1 Form Feeds

The Device Handler has a method for issuing a form feed at the point when it closes the device. The purpose for this utility is to eliminate unnecessary page feeds at the beginning or end of a report. Extra page feeds result when an application issues its own form feed at the beginning of a report and then VA FileMan issues another pair, one at the beginning and one at the end. An additional problem is laser printers that also generate an extra form feed to clear the print buffer.

When closing a device, ^%ZISC checks the value of \$Y to determine the cursor or print head's vertical line location. If \$Y is greater than zero, the Device Handler WRITES a form feed (W @IOF) to reset the value of \$Y to zero. Applications, therefore, should not issue any form feeds when calling the Device Handler to open or close a device.

VA FileMan has already removed its initial form feed. For the benefit of those who use VA FileMan without Kernel and its Device Handler, VA FileMan continues to issue a form feed at the end when the device is closed. Since this procedure resets the \$Y special variable to zero, the Device Handler does not send an additional form feed when VA FileMan is used with Kernel.

Device Handler also checks for the existence of the IONOFF variable when closing the device. Thus, application developers can use the IONOFF variable to suppress form feeds by setting it just before calling ^%ZISC: Close Device API to close the device.

#### 5.2.1.1 How to Check if Current Device is a CRT

You should use the following code to test if the current device is a CRT (if it returns false, the current device is a CRT; if it returns true, you should assume that the current device is a printer):

```
>I $E(IOST,1,2)!="C-"
```

#### 5.2.1.2 Guidelines for Form Issuing Form Feeds

In most cases, a form feed before the first page is only needed for reports to CRTs. When directing reports to a printer, do not issue an initial form feed before the first page; it is not needed. However, you should print the heading (if used) on the first page. You do need to issue a form feed between pages, regardless of whether the report is directed to a CRT or to a printer.

The following summarizes the current guidelines for issuing form feeds for CRTs and printers:

### **CRTs**

1. Issue the initial form feed before the first page of a report as before.
2. Print a heading on the first page if headings are used.
3. Print the lines of the report while checking the value of the vertical position (\$Y).
4. If there is no more data to process, then GO TO STEP #9.
5. If the value of the vertical position plus a predetermined number to serve as a buffer exceeds the screen length, prompt the user to press <Enter> to continue.
6. A time-out at the READ or a caret ("^") response to the continue prompt represents a request to terminate the display. GO TO STEP #9.
7. If the user presses <Enter> in response to the prompt, issue a form feed followed by a heading (if used).
8. GO TO STEP #3.
9. The application should terminate the display of the report.
10. END

### **Printers**

1. Do not issue a form feed before the first page of a report.
2. Print a heading on the first page if headings are used.
3. Print the lines of the report while checking the value of the vertical position (\$Y).
4. If there is no more data to process, then GO TO STEP #7.
5. If the value of the vertical position plus a predetermined number to serve as a buffer exceeds the page line limit, issue a form feed.
6. GO TO STEP #3.
7. The application should terminate the printout of the report.
8. END

The sample routines on the following page provide two examples of how to output a report following current guidelines for form feeds. In the examples, a series of three vertical dots indicates omitted information.

**Figure 11. Device Handler: Issuing form feeds following current guidelines**

```

ROU ;SAMPLE ROUTINE
 S IOP="DEVNAM" D ^%ZIS G EXIT:POP
 I $D(IO("Q")) S ZTRTN="DQ^ROU",ZTDESC="SAMPLE REPORT" D ^%ZTLOAD,HOME^%ZIS
Q
.
.
.
DQ ;SAMPLE REPORT
 S (END,PAGE)=0
 U IO D @("HDR"_(2-($E(IOST,1,2)="C-"))) F Q:END D
 .W !,....
 .W !,...
 .D HDR:$Y+5>IOSL Q
 .
 .
 .
 D ^%ZISC Q
HDR ;SAMPLE HEADER
 I $E(IOST,1,2)="C-" W !,"Press RETURN to continue or '^' to exit: " R
X:DTIME S END='$T!(X="^") Q:END
HDR1 W @IOF
HDR2 S PAGE=PAGE+1 W ?20,"SAMPLE HEADING",?(IOM-10),"PAGE: ",$J(PAGE,3)

```

**Figure 12. Device Handler: Alternate approach following current guidelines**

```

ROU ;SAMPLE ROUTINE
 S IOP="DEVNAM" D ^%ZIS G EXIT:POP
 I $D(IO("Q")) S ZTRTN="DQ^ROU",ZTDESC="SAMPLE REPORT" D ^%ZTLOAD,HOME^%ZIS
Q
.
.
.
DQ ;SAMPLE REPORT
 S (END,PAGE)=0
 U IO F Q:END D
 .D HDR:$Y+5>IOSL Q
 .W !,....
 .W !,...
 .
 .
 .
 D ^%ZISC Q
HDR ;SAMPLE HEADER
 I PAGE,$E(IOST,1,2)="C-" W !,"Press RETURN to continue or '^' to exit: " R
X:DTIME S END='$T!(X="^") Q:END
HDR1 W: '($E(IOST,1,2)='C-')&'PAGE) @IOF
HDR2 S PAGE=PAGE+1 W ?20,"SAMPLE HEADING",?(IOM-10),"PAGE: ",$J(PAGE,3)

```



## 5.2.2 Resources

### 5.2.2.1 Queuing to a Resource

You can only use resources through calls to `^%ZTLOAD`. They cannot be directly manipulated (except by TaskMan). To use a resource, you need to set the ZTIO input variable to the name of the resource. For example:

```
>S ZTIO="ZZRES",ZTRTN="tag^routine",ZTDTH=$H
>S ZTDESC="First task in a series"
>D ^%ZTLOAD
```

Since the name of the resource is part of the call, application developers *must* include installation procedures so that IRM will be able to create the resources using the correct names and other attributes.

You can optionally use a SYNC FLAG when queuing to a Resource type device. Using a SYNC FLAG helps to ensure that sequential tasks queued to a resource only run if the preceding task in the series has completed successfully.



**REF:** For more information on using SYNC FLAGS, see the "TaskMan: Developer Tools" chapter in this manual.



## 6 Domain Name Service (DNS): Developer Tools

### 6.1 Application Program Interface (API)

Several APIs are available for developers to work with Domain Name Service (DNS). These APIs are described below.

#### 6.1.1 \$\$ADDRESS^XLFNSLK(): Convert Domain Name to IP Addresses

|                         |                                                                                                                                                                                                                                           |
|-------------------------|-------------------------------------------------------------------------------------------------------------------------------------------------------------------------------------------------------------------------------------------|
| <b>Reference Type</b>   | Supported                                                                                                                                                                                                                                 |
| <b>Category</b>         | Domain Name Service (DNS)                                                                                                                                                                                                                 |
| <b>IA #</b>             | 3056                                                                                                                                                                                                                                      |
| <b>Description</b>      | This extrinsic function calls the Domain Name Service (DNS) to convert a domain name into its IP addresses. The IP addresses of the DNS being called are in the DNS IP field (#8989.3,51) in the KERNEL SYSTEM PARAMETERS file (#8989.3). |
| <b>Format</b>           | <code>\$\$ADDRESS^XLFNSLK(domain_name[ ,type])</code>                                                                                                                                                                                     |
| <b>Input Parameters</b> | <code>domain_name</code> : (required) This is the fully qualified domain name (e.g., FORUM.VA.GOV).<br><code>type</code> : (optional) This input parameter is from the set A: address (the default), CNAME: alias.                        |
| <b>Output</b>           | <code>returns</code> : Returns a comma-separated list of IP addresses that are associated with the input domain.                                                                                                                          |

#### Example

```
>S X=$$ADDRESS^XLFNSLK("FORUM.VA.GOV")
>W X
10.2.29.130
```

## 6.1.2 MAIL^XLFNSLK(): Get IP Addresses for a Domain Name

|                          |                                                                                                                                                                                                |
|--------------------------|------------------------------------------------------------------------------------------------------------------------------------------------------------------------------------------------|
| <b>Reference Type</b>    | Supported                                                                                                                                                                                      |
| <b>Category</b>          | Domain Name Service (DNS)                                                                                                                                                                      |
| <b>IA #</b>              | 3056                                                                                                                                                                                           |
| <b>Description</b>       | This API calls the Domain Name Service (DNS) to get the MX records for a domain name with its IP addresses.                                                                                    |
| <b>Format</b>            | MAIL^XLFNSLK(.return, domain_name)                                                                                                                                                             |
| <b>Input Parameters</b>  | <p>.return: (required) A local variable passed by reference to hold the return array.</p> <p>domain_name: (required) This parameter is a fully qualified domain name (e.g., FORUM.VA.GOV).</p> |
| <b>Output Parameters</b> | <p>.return: Returns data in the array passed in by reference. The data is subscripted by priority. The domain_name parameter is a fully qualified domain name (e.g., FORUM.VA.GOV).</p>        |

### Example

```
>K ZX D MAIL^XLFNSLK(.ZX, "ISC-SF.MED.VA.GOV") ZW ZX
ZX=2
ZX(5)=a2.ISC-SF.MED.VA.GOV.^10.6.21.15
ZX(10)=a1.ISC-SF.MED.VA.GOV.^10.6.21.14
```

## 7 Electronic Signatures: Developer Tools

### 7.1 Application Program Interface (API)

Several APIs are available for developers to work with electronic signatures. These APIs are described below.

#### 7.1.1 ^XUSESIG: Set Up Electronic Signature Code

|                         |                                                                                                                                                                                                                                                                                                                           |
|-------------------------|---------------------------------------------------------------------------------------------------------------------------------------------------------------------------------------------------------------------------------------------------------------------------------------------------------------------------|
| <b>Reference Type</b>   | Controlled Subscription                                                                                                                                                                                                                                                                                                   |
| <b>Category</b>         | Electronic Signatures                                                                                                                                                                                                                                                                                                     |
| <b>IA #</b>             | 936                                                                                                                                                                                                                                                                                                                       |
| <b>Description</b>      | This API, when called from the top, allows the user to set up a personal electronic signature code. It is used within application code to allow the user immediate on-the-fly access to set up the electronic signature, rather than force the user to leave the application and enter a different option to do the same. |
| <b>Format</b>           | ^XUSESIG                                                                                                                                                                                                                                                                                                                  |
| <b>Input Parameters</b> | none                                                                                                                                                                                                                                                                                                                      |
| <b>Output</b>           | none                                                                                                                                                                                                                                                                                                                      |

#### 7.1.2 SIG^XUSESIG(): Verify Electronic Signature Code

|                          |                                                                                                                                                                                                      |
|--------------------------|------------------------------------------------------------------------------------------------------------------------------------------------------------------------------------------------------|
| <b>Reference Type</b>    | Supported                                                                                                                                                                                            |
| <b>Category</b>          | Electronic Signatures                                                                                                                                                                                |
| <b>IA #</b>              | 10050                                                                                                                                                                                                |
| <b>Description</b>       | This API requests and verifies the electronic signature code of the current user.                                                                                                                    |
| <b>Format</b>            | SIG^XUSESIG(duz,x1)                                                                                                                                                                                  |
| <b>Input Parameters</b>  | duz: (required) User number.                                                                                                                                                                         |
| <b>Output Parameters</b> | x1: If the user entered the correct electronic signature code, the encrypted electronic signature code as stored in the NEW PERSON file (#200) is returned in x1. Otherwise, x1 is returned as NULL. |

### 7.1.3 \$\$CHKSUM^XUSESIG1(): Build Checksum for Global Root

|                       |                                                                                                            |
|-----------------------|------------------------------------------------------------------------------------------------------------|
| <b>Reference Type</b> | Supported                                                                                                  |
| <b>Category</b>       | Electronic Signatures                                                                                      |
| <b>IA #</b>           | 1557                                                                                                       |
| <b>Description</b>    | This extrinsic function takes a global root (\$name_value) and builds a checksum for all data in the root. |



**NOTE:** The flag input parameter is no longer used. Previously, It was used when there was more than one checksum algorithm.

|                         |                                           |                                                                    |
|-------------------------|-------------------------------------------|--------------------------------------------------------------------|
| <b>Format</b>           | \$\$CHKSUM^XUSESIG1(\$name_value[, flag]) |                                                                    |
| <b>Input Parameters</b> | \$name_value:                             | (required) This is a global root as would be returned from \$NAME. |
|                         | flag:                                     | (obsolete) Not used at this time.                                  |
| <b>Output</b>           | returns                                   | Returns the checksum for the global root.                          |

### 7.1.4 \$\$CMP^XUSESIG1(): Compare Checksum to \$Name\_Value

|                         |                                                                                                                                                                                                                      |                                                                                           |
|-------------------------|----------------------------------------------------------------------------------------------------------------------------------------------------------------------------------------------------------------------|-------------------------------------------------------------------------------------------|
| <b>Reference Type</b>   | Supported                                                                                                                                                                                                            |                                                                                           |
| <b>Category</b>         | Electronic Signatures                                                                                                                                                                                                |                                                                                           |
| <b>IA #</b>             | 1557                                                                                                                                                                                                                 |                                                                                           |
| <b>Description</b>      | This extrinsic function compares the checksum passed in to the calculated value from the \$NAME_VALUE. It Returns the following: <ul style="list-style-type: none"> <li>• 1—Match.</li> <li>• 0—No match.</li> </ul> |                                                                                           |
| <b>Format</b>           | \$\$CMP^XUSESIG1(checksum, \$name_value)                                                                                                                                                                             |                                                                                           |
| <b>Input Parameters</b> | checksum:                                                                                                                                                                                                            | (required) The output from the \$\$CHKSUM^XUSESIG1(): Build Checksum for Global Root API. |
|                         | \$name_value:                                                                                                                                                                                                        | (required) This is a global root as would be returned from \$NAME.                        |

**Output** returns: Returns:

- 1—Match.
- 0—No match.

### 7.1.5 `$$DE^XUSESIG1()`: Decode String

**Reference Type** Supported

**Category** Electronic Signatures

**IA #** 1557

**Description** This extrinsic function decodes the input string using the checksum as the key.

**Format** `$$DE^XUSESIG1 (checksum, encoded_string)`

**Input Parameters**

|                 |                                                                                                         |
|-----------------|---------------------------------------------------------------------------------------------------------|
| checksum:       | (required) The output from the <code>\$\$CHKSUM^XUSESIG1()</code> : Build Checksum for Global Root API. |
| encoded_string: | (required) The output from the <code>\$\$EN^XUSESIG1()</code> : Encode Esblock API.                     |

**Output** returns: Returns the decoded string.

### 7.1.6 `$$EN^XUSESIG1()`: Encode Esblock

**Reference Type** Supported

**Category** Electronic Signatures

**IA #** 1557

**Description** This extrinsic function encodes the `ESBLOCK` using the checksum as the key.

**Format** `$$EN^XUSESIG1 (checksum, esblock)`

**Input Parameters**

|           |                                                                                                                                |
|-----------|--------------------------------------------------------------------------------------------------------------------------------|
| checksum: | (required) A number that reveals if the data in the root has been changed.                                                     |
| esblock:  | (optional) This should be the data returned from the <code>\$\$ESBLOCK^XUSESIG1()</code> : E-Sig Fields Required for Hash API. |

**Output** returns: Returns encoded `ESBLOCK`.

### 7.1.7 \$\$ESBLOCK^XUSESIG1(): E-Sig Fields Required for Hash

|                         |                                                                                                                                                                                                                                                                                                                                                                                                                                                |
|-------------------------|------------------------------------------------------------------------------------------------------------------------------------------------------------------------------------------------------------------------------------------------------------------------------------------------------------------------------------------------------------------------------------------------------------------------------------------------|
| <b>Reference Type</b>   | Supported                                                                                                                                                                                                                                                                                                                                                                                                                                      |
| <b>Category</b>         | Electronic Signatures                                                                                                                                                                                                                                                                                                                                                                                                                          |
| <b>IA #</b>             | 1557                                                                                                                                                                                                                                                                                                                                                                                                                                           |
| <b>Description</b>      | <p>This extrinsic function returns the set of fields from the NEW PERSON file (#200) that are needed as part of the hash for an acceptable electronic signature (E-Sig). These fields include the following:</p> <ul style="list-style-type: none"> <li>• E-Sig Block</li> <li>• E-Sig Title</li> <li>• Degree</li> <li>• Current Date/Time</li> </ul> <p>If the Internal Entry Number (IEN) is <i>not</i> passed in then the DUZ is used.</p> |
| <b>Format</b>           | <code>\$\$ESBLOCK^XUSESIG1([ ien ])</code>                                                                                                                                                                                                                                                                                                                                                                                                     |
| <b>Input Parameters</b> | <p>ien: (optional) This is the Internal Entry Number (IEN) of the NEW PERSON file (#200) entry for which data is requested. The default is to use the DUZ of the current user.</p>                                                                                                                                                                                                                                                             |
| <b>Output</b>           | <p>returns: Returns the following fields:</p> <ul style="list-style-type: none"> <li>• E-Sig Block</li> <li>• E-Sig Title</li> <li>• Degree</li> <li>• Current Date/Time</li> </ul>                                                                                                                                                                                                                                                            |

### 7.1.8 DE^XUSHSHP: Decrypt Data String

|                       |                                                                                                                                                                                                               |
|-----------------------|---------------------------------------------------------------------------------------------------------------------------------------------------------------------------------------------------------------|
| <b>Reference Type</b> | Supported                                                                                                                                                                                                     |
| <b>Category</b>       | Electronic Signatures                                                                                                                                                                                         |
| <b>IA #</b>           | 10045                                                                                                                                                                                                         |
| <b>Description</b>    | <p>This API decrypts a string encrypted by a call to the EN^XUSHSHP: ENCRYPT Data String API. Typically, this API would be used to decrypt strings when printing a document containing encrypted strings.</p> |
| <b>Format</b>         | <code>DE^XUSHSHP</code>                                                                                                                                                                                       |



Make sure to perform the following steps before calling this API:

- NEW all non-namespaced variables.
- Set all input variables.
- Call the API.

|                         |     |                                                                                                            |
|-------------------------|-----|------------------------------------------------------------------------------------------------------------|
| <b>Input Variables</b>  | X:  | (required) Encrypted string generated by a call to the EN^XUSHSHP: Encrypt Data String API.                |
|                         | X1: | (required) Identification number used as the X1 input variable in the EN^XUSHSHP: Encrypt Data String API. |
|                         | X2: | (required) Number used as the X2 input variable in the EN^XUSHSHP: Encrypt Data String API.                |
| <b>Output Variables</b> | X:  | The decrypted string (can be printed).                                                                     |

### 7.1.9 EN^XUSHSHP: Encrypt Data String

|                       |                                                                                                                                                                                                                                                                                                                                                                                      |
|-----------------------|--------------------------------------------------------------------------------------------------------------------------------------------------------------------------------------------------------------------------------------------------------------------------------------------------------------------------------------------------------------------------------------|
| <b>Reference Type</b> | Supported                                                                                                                                                                                                                                                                                                                                                                            |
| <b>Category</b>       | Electronic Signatures                                                                                                                                                                                                                                                                                                                                                                |
| <b>IA #</b>           | 10045                                                                                                                                                                                                                                                                                                                                                                                |
| <b>Description</b>    | This API encrypts a string, and associates the encrypted string with an identification number and a document number. To decrypt the string, a call <i>must</i> be made to the DE^XUSHSHP: Decrypt Data String API, with the encrypted string, identification number, and document number as input variables. Typically, this API would be used to encrypt strings within a document. |
| <b>Format</b>         | EN^XUSHSHP                                                                                                                                                                                                                                                                                                                                                                           |

Make sure to perform the following steps before calling this API:

- NEW all non-namespaced variables.
- Set all input variables.
- Call the API.

|                        |     |                                                                                                                                     |
|------------------------|-----|-------------------------------------------------------------------------------------------------------------------------------------|
| <b>Input Variables</b> | X:  | (required) The string to be encrypted (e.g., the contents of the SIGNATURE BLOCK PRINTED NAME field in the NEW PERSON file [#200]). |
|                        | X1: | (required) An identification number (e.g., DUZ).                                                                                    |
|                        | X2: | (required) A document number (or the number one).                                                                                   |

**Output Variables** X: Encrypted string.

### 7.1.10 HASH^XUSHSHP: Hash Electronic Signature Code

**Reference Type** Supported

**Category** Electronic Signatures

**IA #** 10045

**Description** This API uses as input the text string (signature) entered by the user. The routine then hashes the string. The hashed result can then be used to verify the user's identity by comparison with the stored electronic signature code (in the NEW PERSON file [#200]).

**Format** HASH^XUSHSHP

Make sure to perform the following steps before calling this API:

- NEW all non-namespaced variables.
- Set all input variables.
- Call the API.

**Input Variables** X: (required) Electronic Signature code as entered by the user.

**Output Variables** X: Hashed form of the electronic signature code submitted as input to function.

## 8 Error Processing: Developer Tools

### 8.1 Direct Mode Utilities

These direct mode utilities can be run from Programmer mode. They are not, however, APIs; instead, they are provided for convenience.

#### 8.1.1 >D ^XTER

You can call the ^XTER direct mode utility from Programmer mode. It is the same as using the Error Trap Display option.

#### 8.1.2 >D ^XTERPUR

You can call the ^XTERPUR direct mode utility from Programmer mode. It is the same as using the Clean Error Trap option.

### 8.2 Application Program Interface (API)

Several APIs are available for developers to work with error processing. These APIs are described below.

#### 8.2.1 \$\$EC^%ZOSV: Get Error Code

|                         |                                                                                                 |
|-------------------------|-------------------------------------------------------------------------------------------------|
| <b>Reference Type</b>   | Supported                                                                                       |
| <b>Category</b>         | Operating System Interface                                                                      |
| <b>IA #</b>             | 10097                                                                                           |
| <b>Description</b>      | This extrinsic function returns the most recent error message recorded by the operating system. |
| <b>Format</b>           | \$\$EC^%ZOSV                                                                                    |
| <b>Input Parameters</b> | none                                                                                            |
| <b>Output</b>           | returns: Returns the most recent error code/message.                                            |

#### Example

```
>S X=$$EC^%ZOSV
```

## 8.2.2 ^%ZTER: Kernel Standard Error Recording Routine

**Reference Type** Supported

**Category** Error Processing

**IA #** 1621

**Description** Kernel sets the error trap in ZU so that all user errors are trapped. In this context, when an error occurs, the optional %ZT input array is set to indicate the user's location in the menu system. Then ^%ZTER is called to record this information in the ERROR LOG file (#3.075).

The application-specific error trap routine, when it is called as a result of an error, can then use the ^%ZTER API to record error information in the ERROR LOG file (#3.075) if it decides that it needs to. ^%ZTER gathers all available information such as local symbols and last global reference and stores that information in an entry in the ERROR LOG file (#3.075).

The simple example below shows an application that replaces the standard Kernel error trap with its own error trap. When an error occurs, and the application's error trap routine is called, it calls \$SEC^%ZOSV to see what type of error occurred. If an end-of-file (EOF) error occurs, it lets the application continue. Otherwise, it calls ^%ZTER to record the error, and then quits to terminate the application.



**NOTE:** The recording mechanism of ^%ZTER also functions in the absence of an error. In a debug mode, this would enable a developer to record local symbols and global structures at predetermined places within code execution for later checking.

**Format** ^%ZTER

Make sure to perform the following steps before calling this API:

- Set all input variables.
- Call the API.

**Input Variable** %ZT (optional) The %ZT array can be used to identify a global node whose descendents should be recorded in the error log. When called within the standard Kernel error trap, %ZT is set to record the user's location in the menu system:

```
>S %ZT ("^TMP($J)")=""
>D ^%ZTER
```

**Output**                    %ZTERROR                    Calls to the error recorder always return this parameter. It has the error name and error type as its first and second caret-delimited ("^") pieces, for example, %ZTERROR=UNDEF^P. While the first piece is always defined since it is retrieved from the operating system, the second piece could be missing if unavailable from the ERROR MESSAGES file (#3.076).

### Example

The following is an example of the Error Trap:

**Figure 13. Error Trap: Example**

```
ZXGAPP ; 999/NV - sample routine ; 23-FEB-95
 ;:1.0;;
 ;
FILEOPEN ;
 ;
 ; This code resets the error trap routine that is stepped to
 ; when an error occurs.
 ;
 N $ESTACK,$ETRAP S $ETRAP="D ERR^ZXGAPP"
 ;
 ; Open a file, and read lines from it until End-of-file (EOF)
 ; is reached.
 ;
 K %ZIS S %ZIS=""
 S %ZIS("HFSNAME")="MYFILE.DAT",%ZIS("HFSMODE")="RW"
 D ^%ZIS Q:POP
 F U IO R LINE:DTIME U IO(0) W !,LINE
 ;
FILECLOS ;
 ;
 D ^%ZISC Q
 ;
ERR ;
 ; This is the application specific error trap.
 ;
 I $$SEC^%ZOSV["ENDOFIL" S $ECODE="" G FILECLOS ; continue if EOF error
 D ^%ZTER ; record the error if anything other than EOF
 D UNWIND^%ZTER ; unwind the stack, return to caller.
 Q
 ;
```

### 8.2.3 `$$NEWERR^%ZTER`: Verify Support of Standard Error Trapping (Obsolete)



**NOTE:** This API is obsolete, because all VA systems support the standard error trapping.

|                         |                                                                                                                                                                                                                                                |
|-------------------------|------------------------------------------------------------------------------------------------------------------------------------------------------------------------------------------------------------------------------------------------|
| <b>Reference Type</b>   | Supported                                                                                                                                                                                                                                      |
| <b>Category</b>         | Error Processing                                                                                                                                                                                                                               |
| <b>IA #</b>             | 1621                                                                                                                                                                                                                                           |
| <b>Description</b>      | This extrinsic function reports if the current platform supports the standard error trapping. It returns: <ul style="list-style-type: none"> <li>• 1—If the standard error trapping is supported.</li> <li>• 0—For all other cases.</li> </ul> |
| <b>Format</b>           | <code>\$\$NEWERR^%ZTER</code>                                                                                                                                                                                                                  |
| <b>Input Parameters</b> | none                                                                                                                                                                                                                                           |
| <b>Output</b>           | returns: Returns: <ul style="list-style-type: none"> <li>• 1—If the standard error trapping is supported.</li> <li>• 0—For all other cases.</li> </ul>                                                                                         |

### 8.2.4 `UNWIND^%ZTER`: Quit Back to Calling Routine

|                         |                                                                                                                                                  |
|-------------------------|--------------------------------------------------------------------------------------------------------------------------------------------------|
| <b>Reference Type</b>   | Supported                                                                                                                                        |
| <b>Category</b>         | Error Processing                                                                                                                                 |
| <b>IA #</b>             | 1621                                                                                                                                             |
| <b>Description</b>      | This API is used after a package error trap to quit back to the calling routine. Control returns to the level above the one that NEWED \$ESTACK. |
| <b>Format</b>           | <code>UNWIND^%ZTER</code>                                                                                                                        |
| <b>Input Parameters</b> | none                                                                                                                                             |
| <b>Output</b>           | none                                                                                                                                             |

**Example**

Main:

**Figure 14. UNWIND^%ZTER: Main code example**

```

S X=1 D SUB
W X
Q SUB N $ESTACK,$ETRAP S $ETRAP="D ERROR"
S X=1/0
Q

```

Usage:

**Figure 15. UNWIND^%ZTER: Usage**

```

D ^%ZTER ;This will record the error info and clear $ECODE
S ^XXX="Incomplete record"
G UNWIND^%ZTER

```





## 9 Field Monitoring: Developer Tools

### 9.1 Application Program Interface (API)

One API is available for developers to work with field monitoring. This API is described below.

#### 9.1.1 OPKG^XUHUI(): Monitor New Style Cross-referenced Fields

|                         |                                                                                                                                                                                                                                                                                                                                                                                                                                                                                                                                                                                                                                                                                                                                                                                                                                                                                                                                                                                                                                |         |                                                                                                                                                                                                                                                                                                                                                                    |         |                                                                                                      |        |                                                                                                                                                                                                                                                                                                                                         |         |                                                               |
|-------------------------|--------------------------------------------------------------------------------------------------------------------------------------------------------------------------------------------------------------------------------------------------------------------------------------------------------------------------------------------------------------------------------------------------------------------------------------------------------------------------------------------------------------------------------------------------------------------------------------------------------------------------------------------------------------------------------------------------------------------------------------------------------------------------------------------------------------------------------------------------------------------------------------------------------------------------------------------------------------------------------------------------------------------------------|---------|--------------------------------------------------------------------------------------------------------------------------------------------------------------------------------------------------------------------------------------------------------------------------------------------------------------------------------------------------------------------|---------|------------------------------------------------------------------------------------------------------|--------|-----------------------------------------------------------------------------------------------------------------------------------------------------------------------------------------------------------------------------------------------------------------------------------------------------------------------------------------|---------|---------------------------------------------------------------|
| <b>Reference Type</b>   | Supported                                                                                                                                                                                                                                                                                                                                                                                                                                                                                                                                                                                                                                                                                                                                                                                                                                                                                                                                                                                                                      |         |                                                                                                                                                                                                                                                                                                                                                                    |         |                                                                                                      |        |                                                                                                                                                                                                                                                                                                                                         |         |                                                               |
| <b>Category</b>         | Field Monitoring                                                                                                                                                                                                                                                                                                                                                                                                                                                                                                                                                                                                                                                                                                                                                                                                                                                                                                                                                                                                               |         |                                                                                                                                                                                                                                                                                                                                                                    |         |                                                                                                      |        |                                                                                                                                                                                                                                                                                                                                         |         |                                                               |
| <b>IA #</b>             | 3589                                                                                                                                                                                                                                                                                                                                                                                                                                                                                                                                                                                                                                                                                                                                                                                                                                                                                                                                                                                                                           |         |                                                                                                                                                                                                                                                                                                                                                                    |         |                                                                                                      |        |                                                                                                                                                                                                                                                                                                                                         |         |                                                               |
| <b>Description</b>      | This API allows other packages to task an Option or Protocol from a New Style cross-reference. This API can be used to monitor any field or fields in any file using a New Style cross-reference.                                                                                                                                                                                                                                                                                                                                                                                                                                                                                                                                                                                                                                                                                                                                                                                                                              |         |                                                                                                                                                                                                                                                                                                                                                                    |         |                                                                                                      |        |                                                                                                                                                                                                                                                                                                                                         |         |                                                               |
| <b>Format</b>           | <code>OPKG^XUHUI ([xuhuiop, ]xuhuinm[ ,xuhuia] ,xuhuixr)</code>                                                                                                                                                                                                                                                                                                                                                                                                                                                                                                                                                                                                                                                                                                                                                                                                                                                                                                                                                                |         |                                                                                                                                                                                                                                                                                                                                                                    |         |                                                                                                      |        |                                                                                                                                                                                                                                                                                                                                         |         |                                                               |
| <b>Input Parameters</b> | <table><tr><td>xuhuiop</td><td>(optional) This parameter is a set of Numeric codes that tells the Unwinder to use the PROTOCOL file (#101) or the OPTION file (#19). If this parameter is null, the default value will be used (i.e., "101"):<ul style="list-style-type: none"><li>• 101 (default)—PROTOCOL file (#101) will be used.</li><li>• 19—The OPTION file (#19) will be used.</li></ul></td></tr><tr><td>xuhuinm</td><td>(required) This parameter is the NAME (#.01) value of the Protocol or Option that is to be launched.</td></tr><tr><td>xuhuia</td><td>(optional) This parameter is a Set of Codes. If this input parameter is null, the default value will be used (i.e., "S"):<ul style="list-style-type: none"><li>• S (default)—The data being passed is from the SETting of the cross-reference.</li><li>• K—The data being passed is from the KILLing of the cross-reference.</li></ul></td></tr><tr><td>xuhuixr</td><td>(required) This parameter is the name of the cross-reference.</td></tr></table> | xuhuiop | (optional) This parameter is a set of Numeric codes that tells the Unwinder to use the PROTOCOL file (#101) or the OPTION file (#19). If this parameter is null, the default value will be used (i.e., "101"): <ul style="list-style-type: none"><li>• 101 (default)—PROTOCOL file (#101) will be used.</li><li>• 19—The OPTION file (#19) will be used.</li></ul> | xuhuinm | (required) This parameter is the NAME (#.01) value of the Protocol or Option that is to be launched. | xuhuia | (optional) This parameter is a Set of Codes. If this input parameter is null, the default value will be used (i.e., "S"): <ul style="list-style-type: none"><li>• S (default)—The data being passed is from the SETting of the cross-reference.</li><li>• K—The data being passed is from the KILLing of the cross-reference.</li></ul> | xuhuixr | (required) This parameter is the name of the cross-reference. |
| xuhuiop                 | (optional) This parameter is a set of Numeric codes that tells the Unwinder to use the PROTOCOL file (#101) or the OPTION file (#19). If this parameter is null, the default value will be used (i.e., "101"): <ul style="list-style-type: none"><li>• 101 (default)—PROTOCOL file (#101) will be used.</li><li>• 19—The OPTION file (#19) will be used.</li></ul>                                                                                                                                                                                                                                                                                                                                                                                                                                                                                                                                                                                                                                                             |         |                                                                                                                                                                                                                                                                                                                                                                    |         |                                                                                                      |        |                                                                                                                                                                                                                                                                                                                                         |         |                                                               |
| xuhuinm                 | (required) This parameter is the NAME (#.01) value of the Protocol or Option that is to be launched.                                                                                                                                                                                                                                                                                                                                                                                                                                                                                                                                                                                                                                                                                                                                                                                                                                                                                                                           |         |                                                                                                                                                                                                                                                                                                                                                                    |         |                                                                                                      |        |                                                                                                                                                                                                                                                                                                                                         |         |                                                               |
| xuhuia                  | (optional) This parameter is a Set of Codes. If this input parameter is null, the default value will be used (i.e., "S"): <ul style="list-style-type: none"><li>• S (default)—The data being passed is from the SETting of the cross-reference.</li><li>• K—The data being passed is from the KILLing of the cross-reference.</li></ul>                                                                                                                                                                                                                                                                                                                                                                                                                                                                                                                                                                                                                                                                                        |         |                                                                                                                                                                                                                                                                                                                                                                    |         |                                                                                                      |        |                                                                                                                                                                                                                                                                                                                                         |         |                                                               |
| xuhuixr                 | (required) This parameter is the name of the cross-reference.                                                                                                                                                                                                                                                                                                                                                                                                                                                                                                                                                                                                                                                                                                                                                                                                                                                                                                                                                                  |         |                                                                                                                                                                                                                                                                                                                                                                    |         |                                                                                                      |        |                                                                                                                                                                                                                                                                                                                                         |         |                                                               |
| <b>Output</b>           | See Example    Monitored fields with a New Style cross-reference.                                                                                                                                                                                                                                                                                                                                                                                                                                                                                                                                                                                                                                                                                                                                                                                                                                                                                                                                                              |         |                                                                                                                                                                                                                                                                                                                                                                    |         |                                                                                                      |        |                                                                                                                                                                                                                                                                                                                                         |         |                                                               |

## Example

The Hui Project needs to monitor the following fields at the top level of the NEW PERSON file (#200) for changes in value, in the order listed:

- NAME (#.01)
- TERMINATION DATE (#9.2)
- DOB (#5)
- SSN (#9)

## Create New Style Cross-references

Create a MUMPS New Style cross-reference for the fields that are to be monitored for value changes, as shown below:

**Figure 16. OPKG^XUHUI: Example of creating New Style Cross-references**

```

Index Name: AXUHUI (#n)

Short Description: Hui Project Top File Cross-reference

Description: This MUMPS New Style cross-reference is on non-multiple
fields in the NEW PERSON file (#200) that the Hui Project
needs to monitor for changes in value. The following fields
are being monitored in the order listed:

 .01 (NAME)
 9.2 (TERMINATION DATE)
 5 (DOB)
 9 (SSN)

For details on how this cross-reference processes changes,
please refer to the patch description for Kernel Patch XU*8*236.
For more detailed information about the MUMPS New Style
cross-reference, please refer to the "VA FileMan V. 22.0 Key
and Index Tutorial" at the following web address:

http://vista.med.va.gov/fileman/fileMan_training/online_pres/FMtut_frm.htm
(see Lessons #5 and #6)

Type: MUMPS

EXECUTION: RECORD

Use: ACTION

Set Logic: D OPKG^XUHUI("","XUHUI FIELD CHANGE EVENT",","AXUHUI") Q
Kill Logic: Q
Whole Kill: Q
X(1): NAME (200,.01) (forwards)
X(2): TERMINATION DATE (200,9.2) (forwards)
X(3): DOB (200,5) (forwards)
X(4): SSN (200,9) (forwards)

```

## Sample Scenario

Change a monitored (cross-referenced) field value in the NEW PERSON file (#200), as shown below:

**Figure 17. OPKG^XUHUI API: Sample scenario**

```

INPUT TO WHAT FILE: NEW PERSON// <Enter>
EDIT WHICH FIELD: ALL// DOB
THEN EDIT FIELD: SSN
THEN EDIT FIELD: <Enter>

Select NEW PERSON NAME: XUUSER <Enter> XUUSER,ONE OX
DOB: JUL 4,1950// 12.24.49 <Enter> (DEC 24, 1949)
SSN: 000220000// 000558888

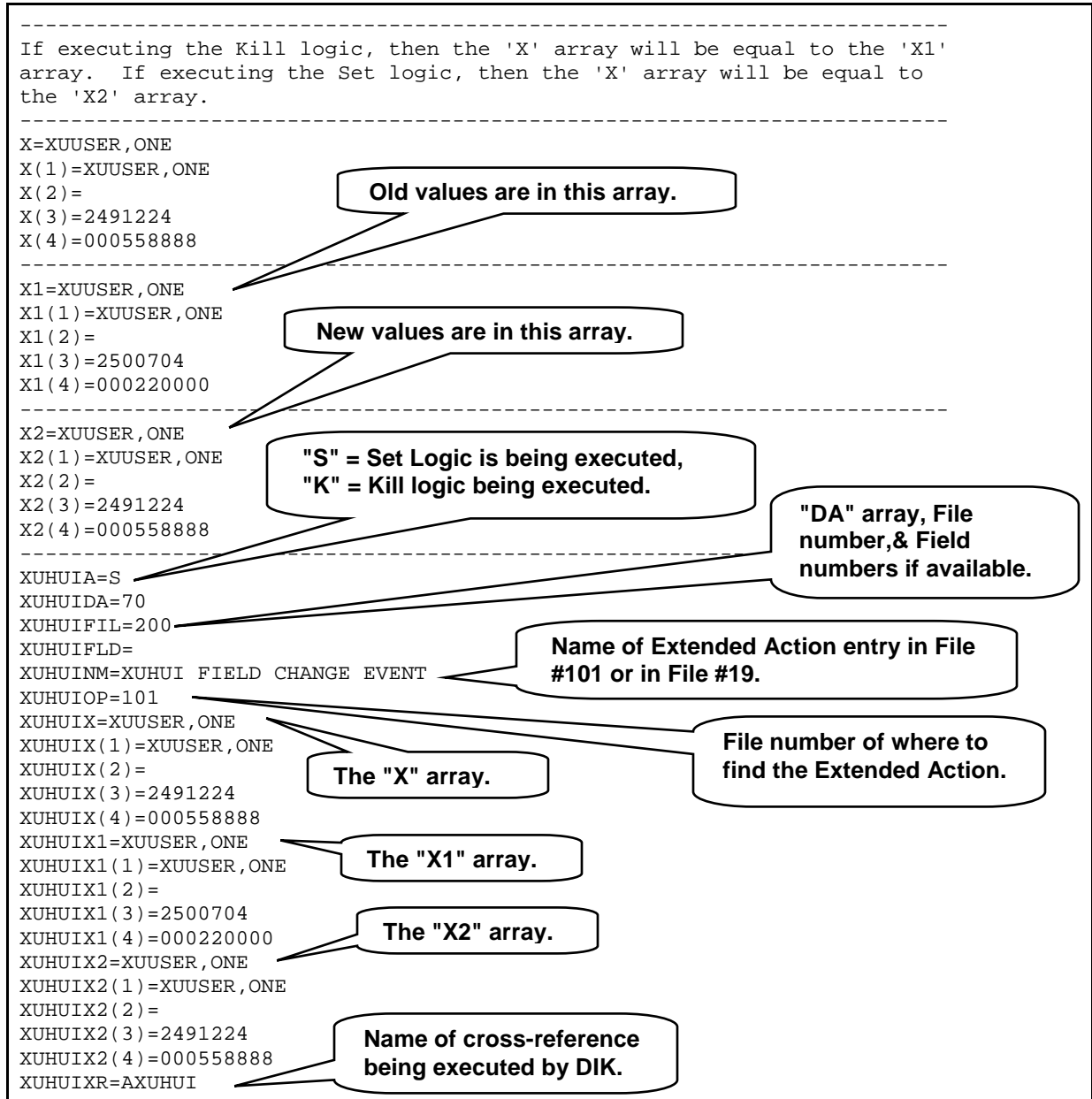
```

Here we have changed ONE XUUSER's Date of Birth (DOB) from 07/04/50 to 12/24/49 and changed his Social Security Number (SSN) from 000-22-0000 to 000-55-8888. Since these fields are being monitored (i.e., MUMPS New Style cross-reference, see the "Create Cross-references" previous topic), we should see this data passed to the "XUHUI FIELD CHANGE EVENT" protocol (see the "Internal Results for Developers" topic that follows).

### Internal Results for Developers

The following data is passed to the "XUHUI FIELD CHANGE EVENT" Protocol via the Kernel OPKG^XUHUI API that is called in the AXUHUI cross-reference (see the "Create Cross-references" previous topic).

**Figure 18. OPKG^XUHUI: Example of internal results**



# 10 File Access Security: Developer Tools

The File Access Security system is an optional Kernel module. It provides an enhanced security mechanism for controlling user access to VA FileMan files.



**REF:** For an overview of the functionality provided by the File Access Security system, see the "File Access Security" chapter in the *Kernel Systems Management Guide*.

## 10.1 Field Level Protection

As before, the DUZ(0) check is not performed when a user traverses fields in a DR string or in a template (field-level protection is checked during the template-building process, but not subsequently when the template is invoked by a user.) If you want to make the presentation of fields conditional, based on a user's DUZ(0), branching logic may be used as described in the *VA FileMan Programmers Manual*.

## 10.2 File Navigation

Edit-type options that navigate to a second file do so by calling VA FileMan and, hence, depending on the type of navigation and the existing file protection, will require that the user have WRITE access to change data in the pointed-to file, DELETE access to delete an entry, and perhaps LAYGO access to add a new entry.

Adding new entries when navigating to a file is controlled by LAYGO access. If a pointing field allows LAYGO, as specified in the data dictionary, and the pointed-to file also allows LAYGO, the user will not need explicit file access to add entries. If the pointed-to file is protected, however, the user will need explicit LAYGO access to the file. DELETE access is checked at the moment the user tries to delete a file entry.

When coding calls, if DIC(0) contains "L", DIC allows the user to add a new entry if one of three conditions is met:

- The user has been granted LAYGO access to the file.
- The user's DUZ(0) is equal to "@".
- The DLAYGO variable is defined equal to the file number.

## 10.3 Use of DLAYGO When Navigating to Files

Use of input templates or ^DIE calls as part of edit-type options permits user access to the first file. However, if navigation to a second file is involved, LAYGO is not automatically granted. One of the three conditions mentioned above *must* be met to allow navigation to the second file:

- LAYGO access is granted.
- DUZ(0)=@.
- DLAYGO variable is set.

Providing LAYGO access by using the DLAYGO variable obviates the need for IRM to grant LAYGO file access to the pointed-to file via the File Access system. An example of setting DLAYGO in a template is shown below:

Figure 19. File Access Security: Setting DLAYGO in a template

```

INPUT TO WHAT FILE: RENTAL
EDIT WHICH FIELD: TRANSACTION NUMBER
THEN EDIT FIELD: DATE RENTED
THEN EDIT FIELD: S DLAYGO=800265
THEN EDIT FIELD: LINE ITEM:
 By 'LINE ITEM', do you mean the LINE ITEM File,
 pointing via its 'RENTAL TRANSACTION' Field? YES// Y <Enter> (YES)
WILL TERMINAL USER BE ALLOWED TO SELECT PROPER ENTRY IN 'LINE ITEM' FILE? YES//
<Enter> (YES)
DO YOU WANT TO PERMIT ADDING A NEW 'LINE ITEM' ENTRY? NO// Y <Enter> (YES)
WELL THEN, DO YOU WANT TO **FORCE** ADDING A NEW ENTRY EVERY TIME? NO// <Enter>
(NO)
DO YOU WANT AN 'ADDING A NEW LINE ITEM' MESSAGE? NO// N <Enter> (NO)
EDIT WHICH LINE ITEM FIELD: LINE ITEM
THEN EDIT LINE ITEM FIELD: RENTAL TRANSACTION
THEN EDIT LINE ITEM FIELD: K DLAYGO
THEN EDIT LINE ITEM FIELD:

```

## 10.4 Use of DLAYGO in ^DIC Calls

When a user attempts to add an entry at the top level of a file in a ^DIC call, their file access security is checked for LAYGO access to the file. Developers can override this check (and save the site from having to grant explicit LAYGO access) by setting DLAYGO to the file number in question.



**REF:** For more information on DLAYGO as used in ^DIC calls, see the *VA FileMan Programmer Manual*.

## 10.5 Use of DIDEL in ^DIE Calls

When a user attempts to delete an entry at the top level of a file in a ^DIE call, their file access security is checked for DELETE access to the file. Developers can override this check (and save the site from having to grant explicit DELETE access) by setting DIDEL to the file number in question. Use of DIDEL does not override a file's "DEL" nodes, however.



**REF:** For more information on DIDEL as used in ^DIE calls, see the *VA FileMan Programmer Manual*.





# 11 Help Processor: Developer Tools

## 11.1 Entry and Exit Execute Statements

The HELP FRAME file (#9.2) contains two fields for the entry of M code. Code in the Entry Execute Statement is executed just before the help frame is displayed. Code in the Exit Execute Statement is executed afterwards.

## 11.2 Link to the OBJECT File

The HELP FRAME file (#9.2) contains a pointer to the OBJECT file (#2005), a file that is maintained by the Washington DC OIFO. It has been established so that images (e.g., cardiac catheterization films) can be integrated within an educational help system on multimedia workstations.

## 11.3 Application Program Interface (API)

Several APIs are available for developers to work with help processing. These APIs are described below.

### 11.3.1 EN^XQH: Display Help Frames

|                       |                                                                                                                                                                                                                                                    |
|-----------------------|----------------------------------------------------------------------------------------------------------------------------------------------------------------------------------------------------------------------------------------------------|
| <b>Reference Type</b> | Supported                                                                                                                                                                                                                                          |
| <b>Category</b>       | Help Processor                                                                                                                                                                                                                                     |
| <b>IA #</b>           | 10074                                                                                                                                                                                                                                              |
| <b>Description</b>    | This API displays a help frame. It immediately clears the screen and displays the help frame (unlike the EN1^XQH: Display Help Frames API, which does <i>not</i> clear the screen and offers the user a choice of whether to load the help frame). |
| <b>Format</b>         | EN^XQH                                                                                                                                                                                                                                             |

Make sure to perform the following steps before calling this API:

- NEW all non-namespaced variables.
- Set all input variables.
- Call the API.

|                       |      |                                                                             |
|-----------------------|------|-----------------------------------------------------------------------------|
| <b>Input Variable</b> | XQH: | (required) Help Frame name (the .01 value from the HELP FRAME file [#9.2]). |
| <b>Output</b>         | none |                                                                             |

### 11.3.2 EN1^XQH: Display Help Frames

|                       |                                                                                                                                                                                                                                                                                                                                                                                                          |
|-----------------------|----------------------------------------------------------------------------------------------------------------------------------------------------------------------------------------------------------------------------------------------------------------------------------------------------------------------------------------------------------------------------------------------------------|
| <b>Reference Type</b> | Supported                                                                                                                                                                                                                                                                                                                                                                                                |
| <b>Category</b>       | Help Processor                                                                                                                                                                                                                                                                                                                                                                                           |
| <b>IA #</b>           | 10074                                                                                                                                                                                                                                                                                                                                                                                                    |
| <b>Description</b>    | This API displays a help frame as ACTION^XQH4(): Print Help Frame Tree does, except that it does not clear the screen beforehand, and prior to loading the help frame, EN1^XQH invokes end of page handling (i.e., prompting the user "Enter return to continue or '^' to quit"). If the user enters an "^", the help frame is <i>not</i> displayed. If they press <Enter>, the help frame is displayed. |
| <b>Format</b>         | EN1^XQH                                                                                                                                                                                                                                                                                                                                                                                                  |

Make sure to perform the following steps before calling this API:

- NEW all non-namespaced variables.
- Set all input variables.
- Call the API.

**Input Variable**    XQH:            (required) Help Frame name (the .01 value from the HELP FRAME file [#9.2]).

**Output**                none

### 11.3.3 ACTION^XQH4(): Print Help Frame Tree

**Reference Type**    Supported

**Category**            Help Processor

**IA #**                    10080

**Description**        This API prints out all the help frames in a help frame tree, including a table of contents showing the relationships between help frames and the page of the printout where each help frame is found. Since help frames can be referenced by more than one help frame, any help frame referenced multiple times appears in the table of contents in each appropriate location, but the help text itself is printed only once. You can alter the format of the output with the xqfmt input parameter.

**Format**                ACTION^XQH4 ( xqhfy [ , xqfmt ] )

**Input Parameters**   xqhfy:            (required) Help frame name, equal to the .01 field of the desired entry in the HELP FRAME file (#9.2). Should be set to the NAME of the top-level help frame for which a listing is desired.

xqfmt:                (optional) Specifies the output format. Value of xqfmt can be:

- T—Text of help frames only (default).
- R—Text of help frames, plus a table of related frames and keywords (if any) for each help frame.
- C—Complete listing (text of help frames, table of related frames for each help frame, and internal help frame names).

**Output**                none



## 12 Host Files: Developer Tools

### 12.1 Application Program Interface (API)

Several APIs are available for developers to work with Host files. These APIs are described below.

The traditional method of working with Host File System (HFS) files prior to Kernel 8.0 was to use the Device Handler API (^%ZIS). Using several input parameters, you could open a Host file (given a Host file device entry in the DEVICE file [#3.5]). For example:

**Figure 20. Host Files: Opening a Host file using the ^%ZIS API**

```
S %ZIS("HFSNAME")="ARCHIVE.DAT"
S %ZIS("HFSMODE")="W"
S IOP="HFS" D ^%ZIS Q:POP
U IO D...
```

Kernel 8.0 provides a set of APIs for working with Host files. The Host file APIs are:

- CLOSE^%ZISH                      Close Host file opened by OPEN^%ZISH.
- \$\$DEL^%ZISH                      Delete Host file.
- \$\$FTG^%ZISH                      Copy lines from a Host file into a global.
- \$\$GATF^%ZISH                     Append records from a global to a Host file.
- \$\$GTF^%ZISH                      Copy records from a global into a Host file.
- \$\$LIST^%ZISH                     Get a list of files in a directory.
- \$\$MV^%ZISH                        Rename Host file.
- OPEN^%ZISH                        Open Host file (bypass Device Handler).
- \$\$PWD^%ZISH                      Get name of current directory.
- \$\$STATUS^%ZISH                    Return end-of-file status.

The following definitions apply for the Host file APIs:

**Path:** Full path specification up to, but not including, the filename. This includes any trailing slashes or brackets. If the operating system allows shortcuts, you can use them. Examples of valid paths include:

- DOS c:\scratch\
- UNIX /home/scratch/
- VMS USER\$:[SCRATCH]

To specify the current directory, use a path of NULL ("").

**Filename:** Filename of the file only. Do not include device or directory specifications.

**Access mode:** Access mode when opening files. It can be one of the following codes:

- R—READ; use the file for READs only.
- W—WRITE; use the file for writing. If the file exists, it is truncated to a length of zero (0) first. If the file does not exist, it is created.
- A—APPEND; use the file for writing but start writing at the end of the current file. If the file does not exist, it is created.
- B—BINARY file.

### 12.1.1 CLOSE^%ZISH(): Close Host File

|                         |                                                                                                |
|-------------------------|------------------------------------------------------------------------------------------------|
| <b>Reference Type</b>   | Supported                                                                                      |
| <b>Category</b>         | Host Files                                                                                     |
| <b>IA #</b>             | 2320                                                                                           |
| <b>Description</b>      | This API closes a Host file that was opened with the OPEN^%ZISH(): Open Host File API.         |
| <b>Format</b>           | CLOSE^%ZISH(handle)                                                                            |
| <b>Input Parameters</b> | handle: (required) Handle used when file was opened with the OPEN^%ZISH(): Open Host File API. |
| <b>Output</b>           | none                                                                                           |

**Example****Figure 21. CLOSE^%ZISH: Example**

```
D OPEN^%ZISH("OUTFILE", "USER$:[ANONYMOUS]", "ARCHIVE.DAT", "W")
Q:POP
U IO F I=1:1:100 W I,"": ",ARRAY(I),!
D CLOSE^%ZISH("OUTFILE")
```

**12.1.2 \$\$DEFDIR^%ZISH(): Get Default Host File Directory**

|                         |                                                                                                                                                                                                                                                                                                                                                                                                                                                                                                                                                        |
|-------------------------|--------------------------------------------------------------------------------------------------------------------------------------------------------------------------------------------------------------------------------------------------------------------------------------------------------------------------------------------------------------------------------------------------------------------------------------------------------------------------------------------------------------------------------------------------------|
| <b>Reference Type</b>   | Supported                                                                                                                                                                                                                                                                                                                                                                                                                                                                                                                                              |
| <b>Category</b>         | Host Files                                                                                                                                                                                                                                                                                                                                                                                                                                                                                                                                             |
| <b>IA #</b>             | 2320                                                                                                                                                                                                                                                                                                                                                                                                                                                                                                                                                   |
| <b>Description</b>      | <p>This extrinsic function gets the default Host file directory. It has two modes:</p> <ul style="list-style-type: none"> <li>• <b>NULL/Missing Parameter</b>—If it is called with a NULL/missing parameter, it returns the "default directory for HFS files" from the KERNEL SYSTEM PARAMETERS file (#8989.3).</li> <li>• <b>Directory Parameter</b>—If it is called with a parameter, it <i>must</i> be the directory for a file. This parameter is checked to see that it is in the correct format for the operating system in question.</li> </ul> |
| <b>Format</b>           | \$\$DEFDIR^%ZISH([df])                                                                                                                                                                                                                                                                                                                                                                                                                                                                                                                                 |
| <b>Input Parameters</b> | <p>df: (optional) This is the directory path upon which a simple format check is made. For the NT operating system it changes "/" to "\" and makes sure that there is a trailing "\". There is no error response.</p>                                                                                                                                                                                                                                                                                                                                  |
| <b>Output</b>           | <p>returns: Returns the default Host file directory.</p>                                                                                                                                                                                                                                                                                                                                                                                                                                                                                               |

### 12.1.3 \$\$DEL^%ZISH(): Delete Host File

|                         |                                                                                                                                                                                                                                                                                                                                                                                                                                                                                                               |
|-------------------------|---------------------------------------------------------------------------------------------------------------------------------------------------------------------------------------------------------------------------------------------------------------------------------------------------------------------------------------------------------------------------------------------------------------------------------------------------------------------------------------------------------------|
| <b>Reference Type</b>   | Supported                                                                                                                                                                                                                                                                                                                                                                                                                                                                                                     |
| <b>Category</b>         | Host Files                                                                                                                                                                                                                                                                                                                                                                                                                                                                                                    |
| <b>IA #</b>             | 2320                                                                                                                                                                                                                                                                                                                                                                                                                                                                                                          |
| <b>Description</b>      | This extrinsic function deletes Host files. You can delete one or many Host files, depending on how you set up the array whose name you pass as the second input parameter.                                                                                                                                                                                                                                                                                                                                   |
| <b>Format</b>           | <code>\$\$DEL^%ZISH(path, arrname)</code>                                                                                                                                                                                                                                                                                                                                                                                                                                                                     |
| <b>Input Parameters</b> | <p><b>path:</b> (required) Full path, up to but not including the filename.</p> <p><b>arrname:</b> (required) Fully resolved array name containing the files to delete as subscripts at the next descendent subscript level. For example, to delete two files, FILE1.DAT and FILE2.DAT, set up the array as:</p> <pre> ARRAY ( "FILE1.DAT" ) = " " ARRAY ( "FILE2.DAT" ) = " " </pre> <p>Pass the array name "ARRAY" as the arrname parameter. Wildcard specifications cannot be used with this function.</p> |
| <b>Output</b>           | <p><b>returns:</b> Returns:</p> <p>1—Success for all deletions.</p> <p>0—Failure on at least one deletion.</p>                                                                                                                                                                                                                                                                                                                                                                                                |

#### Example

```

>K FILESPEC
>S FILESPEC("TMP.DAT") = " "
>S Y=$$DEL^%ZISH("\MYDIR\ ", $NA(FILESPEC))

```



## 12.1.4 \$\$FTG^%ZISH(): Load Host File into Global

**Reference Type** Supported

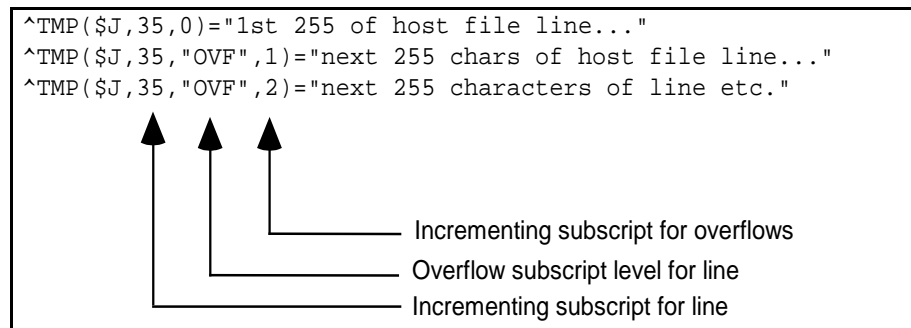
**Category** Host Files

**IA #** 2320

**Description** This extrinsic function loads a Host file into a global. Each line of the Host file becomes the value of one node in the global. You do not need to open the Host file before making this call; it is opened and closed by \$\$FTG^%ZISH.

If a line from a Host file exceeds 255 characters in length, the overflows are stored in overflow nodes for that line, as follows:

**Figure 22. Host Files: Overflow lines in a Host file sample**



**Format** `$$FTG^%ZISH(path,filename,global_ref,inc_subscr[,ovfsub])`

**Input Parameters**

- `path`: (required) Full path, up to but not including the filename.
- `filename`: (required) Name of the file to open.
- `global_ref`: (required) Global reference to WRITE Host file to, in fully resolved (closed root) format. This function does not KILL the global before writing to it.

At least one subscript *must* be numeric. This will be the incrementing subscript (i.e., the subscript that \$\$FTG^%ZISH will increment to store each new global node). This subscript need not be the final subscript. For example, to load into a WORD PROCESSING field, the incrementing node is the second-to-last subscript; the final subscript is always zero.

**inc\_subscr:** (required) Identifies the incrementing subscript level. For example, if you pass `^TMP(115,1,1,0)` as the `global_ref` parameter and pass 3 as the `inc_subscr` parameter, `$$FTG^%ZISH` will increment the third subscript, such as `^TMP(115,1,x)`, but will WRITE nodes at the full global reference, such as `^TMP(115,1,x,0)`.

**ovfsub:** (optional) Name of subscript level at which overflow nodes for lines (if any) should be stored. Overflows occur if a line is greater than 255 characters. Further overflows occur for every additional 255 characters. The default subscript name at which overflows are stored for a line is "OVF".

**Output**            **returns:**            Returns:

- 1—Success.
- 0—Failure.

### Example

```
>S Y=$$FTG^%ZISH("USER$:[COMMON]","MYFILE.DAT",$NA(^MYGLOBAL(612,1,0)),2)
```

## 12.1.5 \$\$GATF^%ZISH(): Copy Global to Host File

**Reference Type**    Supported

**Category**            Host Files

**IA #**                    2320

**Description**            This extrinsic function is used in the same way as the `$$GTF^%ZISH()`: Copy Global to Host File. The one difference is that if the file already exists, `$$GATF^%ZISH` appends global nodes to the existing file rather than truncating the existing file first.



REF: For more information, see the `$$GTF^%ZISH()`: Copy Global to Host File API description.

**Format**                    `$$GATF^%ZISH(global_ref,inc_subscr,path,filename)`

**Input Parameters**    `global_ref:`            (required) Global to READ lines from, fully resolved in closed root form.

**inc\_subscr:** (required) Identifies the incrementing subscript level. For example, if you pass `^TMP(115,1,1,0)` as the `global_ref` parameter, and pass 3 as the `inc_subscr` parameter, `$$GATF` will increment the third subscript (e.g., `^TMP[115,1,x]`), but will READ nodes at the full global reference (e.g., `^TMP[115,1,x,0]`).

**path:** (required) Full path, up to but not including the filename.

**filename:** (required) Name of the file to open.

**Output**

**returns:** Returns:

- 1—Success.
- 0—Failure.

**12.1.6 \$\$GTF^%ZISH(): Copy Global to Host File**

**Reference Type** Supported

**Category** Host Files

**IA #** 2320

**Description** This extrinsic function WRITES the values of nodes in a global (at the subscript level you specify) to a Host file. If the Host file already exists, it is truncated to length zero (0) before the copy. You do not need to open the Host file before making this call. The Host file is opened (in WRITE mode) and closed by `$$GTF^%ZISH`.

**Format** `$$GTF^%ZISH(global_ref, inc_subscr, path, filename)`

**Input Parameters** **global\_ref:** (required) Global to READ lines from, fully resolved in closed root form.

**inc\_subscr:** (required) Identifies the incrementing subscript level. For example, if you pass `^TMP(115,1,1,0)` as the `global_ref` parameter, and pass 3 as the `inc_subscr` parameter, `$$GTF` will increment the third subscript (e.g., `^TMP[115,1,x]`), but will READ nodes at the full global reference (e.g., `^TMP[115,1,x,0]`).

**path:** (required) Full path, up to but not including the filename.

**filename:** (required) Name of the file to open.

**Output**

**returns:** Returns:

- 1—Success.
- 0—Failure.

**Example**

```
>S Y=$$GTF^%ZISH($NA(^MYGLOBAL(612,1,0)),2,"USER$:[COMMON]","MYFILE.DAT")
```

**12.1.7 \$\$LIST^%ZISH(): List Directory**

|                          |                                                                                                                                                                                                                                                                                                                                                                                                                                                                                                                                                                                                                                                                                                                                                                                                                         |
|--------------------------|-------------------------------------------------------------------------------------------------------------------------------------------------------------------------------------------------------------------------------------------------------------------------------------------------------------------------------------------------------------------------------------------------------------------------------------------------------------------------------------------------------------------------------------------------------------------------------------------------------------------------------------------------------------------------------------------------------------------------------------------------------------------------------------------------------------------------|
| <b>Reference Type</b>    | Supported                                                                                                                                                                                                                                                                                                                                                                                                                                                                                                                                                                                                                                                                                                                                                                                                               |
| <b>Category</b>          | Host Files                                                                                                                                                                                                                                                                                                                                                                                                                                                                                                                                                                                                                                                                                                                                                                                                              |
| <b>IA #</b>              | 2320                                                                                                                                                                                                                                                                                                                                                                                                                                                                                                                                                                                                                                                                                                                                                                                                                    |
| <b>Description</b>       | This extrinsic function returns a list of file names in the current directory. The list is returned in an array in the variable named by the third parameter.                                                                                                                                                                                                                                                                                                                                                                                                                                                                                                                                                                                                                                                           |
| <b>Format</b>            | <code>\$\$LIST^%ZISH(path, arrname, retarrnam)</code>                                                                                                                                                                                                                                                                                                                                                                                                                                                                                                                                                                                                                                                                                                                                                                   |
| <b>Input Parameters</b>  | <p><b>path:</b> (required) Full path, up to but not including any filename. For current directory, pass the NULL string.</p> <p><b>arrname:</b> (required) Fully resolved array name containing file specifications to list at the next descendent subscript level.</p> <p>For example, to list all files, set one node in the named array, at subscript "*", equal to NULL. To list all files beginning with "E" and "L", using the ARRAY array, set the nodes:</p> <pre>ARRAY("E*")="" ARRAY("L*")=""</pre> <p>Pass the name "ARRAY" as the arrname parameter. You can use the asterisk wildcard in the file specification.</p> <p><b>retarrnam:</b> (required) Fully resolved array name to return the list of matching filenames. You should ordinarily KILL this array first (it is not purged by LIST^%ZISH).</p> |
| <b>Output Parameters</b> | <p><b>retarrnam:</b> \$\$LIST^%ZISH populates the array named in the third input parameter with all matching files it finds in the directory you specify. It populates the array in the format:</p> <pre>ARRAY("filename1")="" ARRAY("filename2")="" (etc.)</pre>                                                                                                                                                                                                                                                                                                                                                                                                                                                                                                                                                       |

**Output** returns: Returns:

- 1—Success.
- 0—Failure.

**Example**

```
>K FILESPEC,FILE
>S FILESPEC("L*")="",FILESPEC("P*")=""
>S Y=$$LIST^%ZISH("", "FILESPEC", "FILE")
```

**12.1.8 \$\$MV^%ZISH(): Rename Host File**

|                         |                                                                                                                                                                                                                                                                                                                                                                                                                              |
|-------------------------|------------------------------------------------------------------------------------------------------------------------------------------------------------------------------------------------------------------------------------------------------------------------------------------------------------------------------------------------------------------------------------------------------------------------------|
| <b>Reference Type</b>   | Supported                                                                                                                                                                                                                                                                                                                                                                                                                    |
| <b>Category</b>         | Host Files                                                                                                                                                                                                                                                                                                                                                                                                                   |
| <b>IA #</b>             | 2320                                                                                                                                                                                                                                                                                                                                                                                                                         |
| <b>Description</b>      | This extrinsic function renames a Host file. The function performs the renaming, regardless of the underlying operating system, by first copying the file to the new name/location and then deleting the original file at the old name/location.                                                                                                                                                                             |
| <b>Format</b>           | <code>\$\$MV^%ZISH([path1, ]filename1[, path2], filename2)</code>                                                                                                                                                                                                                                                                                                                                                            |
| <b>Input Parameters</b> | <p>path1: (optional) Full path of the original file, up to but not including the filename. If null, it will default to <code>\$\$DEFDIR^%ZOSV</code>.</p> <p>filename1: (required) Name of the original file.</p> <p>path2: (optional) Full path of renamed file, up to but not including the filename. If null, it will default to <code>\$\$DEFDIR^%ZOSV</code></p> <p>filename2: (required) Name of the renamed file.</p> |
| <b>Output</b>           | <p>returns: Returns:</p> <ul style="list-style-type: none"> <li>1—Success.</li> <li>0—Failure.</li> </ul>                                                                                                                                                                                                                                                                                                                    |

**Example**

```
>S Y=$$MV^%ZISH("", "TMP.DAT", "", "ZXG"_I_".DAT")
```

## 12.1.9 OPEN^%ZISH(): Open Host File

|                         |                                                                                                                                                                                                                                                                                                                                                                                                                                                                                                                                                                          |
|-------------------------|--------------------------------------------------------------------------------------------------------------------------------------------------------------------------------------------------------------------------------------------------------------------------------------------------------------------------------------------------------------------------------------------------------------------------------------------------------------------------------------------------------------------------------------------------------------------------|
| <b>Reference Type</b>   | Supported                                                                                                                                                                                                                                                                                                                                                                                                                                                                                                                                                                |
| <b>Category</b>         | Host Files                                                                                                                                                                                                                                                                                                                                                                                                                                                                                                                                                               |
| <b>IA #</b>             | 2320                                                                                                                                                                                                                                                                                                                                                                                                                                                                                                                                                                     |
| <b>Description</b>      | <p>This API opens a Host file without using the Device Handler. You can USE the device name returned in IO. You can then READ and WRITE from the opened Host file (depending on what access mode you used to open the file).</p> <p>To close the Host file, use the CLOSE^%ZISH API with the handle you used to open the file.</p>                                                                                                                                                                                                                                       |
| <b>Format</b>           | OPEN^%ZISH([handle][,path,]filename,mode[,max][,subtype])                                                                                                                                                                                                                                                                                                                                                                                                                                                                                                                |
| <b>Input Parameters</b> | <p>handle: (optional) Unique name you supply to identify the opened device.</p> <p>path: (optional) Full directory path, up to but not including the filename. If not supplied, the default HFS directory will be used.</p> <p>filename: (required) Name of the file to open.</p> <p>mode: (required) Mode to open file:</p> <ul style="list-style-type: none"> <li>• W—WRITE</li> <li>• R—READ</li> <li>• A—APPEND</li> <li>• B—BLOCK (fixed record size).</li> </ul> <p>max (optional) Maximum record size for a new file.</p> <p>subtype (optional) File subtype.</p> |
| <b>Output Variables</b> | <p>POP: A value of zero (0) means the file was opened successfully; a positive value means the file was not opened.</p> <p>IO: Name of the opened file in the format to use for M USE and CLOSE commands.</p>                                                                                                                                                                                                                                                                                                                                                            |

**Example****Figure 23. OPEN^%ZISH: Example**

```
D OPEN^%ZISH("FILE1", "USER$:[ANONYMOUS]", "ARCHIVE.DAT", "A")
Q:POP
U IO F I=1:1:100 W I,"": ",ARRAY(I),!
D CLOSE^%ZISH("FILE1")
```

**12.1.10 \$\$PWD^%ZISH: Get Current Directory**

|                         |                                                                                                                                                                                                                                                |
|-------------------------|------------------------------------------------------------------------------------------------------------------------------------------------------------------------------------------------------------------------------------------------|
| <b>Reference Type</b>   | Supported                                                                                                                                                                                                                                      |
| <b>Category</b>         | Host Files                                                                                                                                                                                                                                     |
| <b>IA #</b>             | 2320                                                                                                                                                                                                                                           |
| <b>Description</b>      | This extrinsic function returns the name of the current working directory.                                                                                                                                                                     |
| <b>Format</b>           | \$\$PWD^%ZISH                                                                                                                                                                                                                                  |
| <b>Input Parameters</b> | none                                                                                                                                                                                                                                           |
| <b>Output</b>           | returns: Returns: <ul style="list-style-type: none"> <li>• String—The string representing the current directory specification, including device if any.</li> <li>• NULL—If a problem occurs while retrieving the current directory.</li> </ul> |

**Example**

```
>S Y=$$PWD^%ZISH()
```

**12.1.11 \$\$STATUS^%ZISH: Return End-of-File Status**

|                       |                                                                                                                                                       |
|-----------------------|-------------------------------------------------------------------------------------------------------------------------------------------------------|
| <b>Reference Type</b> | Supported                                                                                                                                             |
| <b>Category</b>       | Host Files                                                                                                                                            |
| <b>IA #</b>           | 2320                                                                                                                                                  |
| <b>Description</b>    | This extrinsic function returns the current end-of-file status. If end-of-file has been reached, \$\$STATUS^%ZISH returns 1. Otherwise, it returns 0. |
| <b>Format</b>         | \$\$STATUS^%ZISH                                                                                                                                      |

**Input Parameters** none

**Output** returns: Returns:  
1—End-of-file (EOF) has been reached.  
0—End-of-file (EOF) has *not* been reached.

### Example

**Figure 24. \$\$STATUS^%ZISH: Example**

```
D OPEN^%ZISH("INFILE" , "USER$:[ANONYMOUS]" , "ZXG.DAT" , "R")
Q:POP
U IO F I=1:1 R X:DTIME Q:$$STATUS^%ZISH S ^TMP($J,"ZXG",I)=X
D CLOSE^%ZISH("INFILE")
```



## 13 Institution File: Developer Tools

### 13.1 Application Program Interface (API)

Several APIs are available for developers to work with the INSTITUTION file (#4). These APIs are described below.

#### 13.1.1 \$\$ACTIVE^XUAF4(): Institution Active Facility (True/False)

|                         |                                                                                                                                                                                                                                                    |
|-------------------------|----------------------------------------------------------------------------------------------------------------------------------------------------------------------------------------------------------------------------------------------------|
| <b>Reference Type</b>   | Supported                                                                                                                                                                                                                                          |
| <b>Category</b>         | Institution File                                                                                                                                                                                                                                   |
| <b>IA #</b>             | 2171                                                                                                                                                                                                                                               |
| <b>Description</b>      | This extrinsic function, given the Internal Entry Number (IEN) in the INSTITUTION file (#4), returns the Boolean value for the question—is this an active facility? It checks to see if the INACTIVE FACILITY FLAG field (#101) is <i>not</i> set. |
| <b>Format</b>           | <code>\$\$ACTIVE^XUAF4(ien)</code>                                                                                                                                                                                                                 |
| <b>Input Parameters</b> | ien: (required) Internal Entry Number (IEN) of the institution in question.                                                                                                                                                                        |
| <b>Output</b>           | returns: Returns a Boolean value:<br>True (non-zero)—Station Number is an active facility.<br>False (zero)—Station Number is <i>not</i> an active facility. The INACTIVE FACILITY FLAG field (#101) has a value indicating it is inactive.         |

#### 13.1.2 CDSYS^XUAF4(): Coding System Name

|                       |                                          |
|-----------------------|------------------------------------------|
| <b>Reference Type</b> | Supported                                |
| <b>Category</b>       | Institution File                         |
| <b>IA #</b>           | 2171                                     |
| <b>Description</b>    | This API returns the Coding System name. |
| <b>Format</b>         | <code>CDSYS^XUAF4(y)</code>              |

**Input Parameters** y: (required) Pass by reference, returns:

```
Y(coding_system) =
 $D_of_local_system^ coding_system name
```

**Output Parameters** y: Passed by reference, returns:

```
Y(coding_system) =
 $D_of_local_system^ coding_system name
```

### 13.1.3 CHILDREN^XUAF4(): List of Child Institutions for a Parent

|                         |                                                                                                                                                                                                                                                                                                                                                                                                                                                                                                    |       |                                                                                                                                          |        |                                                                                                                                                                                                                                             |
|-------------------------|----------------------------------------------------------------------------------------------------------------------------------------------------------------------------------------------------------------------------------------------------------------------------------------------------------------------------------------------------------------------------------------------------------------------------------------------------------------------------------------------------|-------|------------------------------------------------------------------------------------------------------------------------------------------|--------|---------------------------------------------------------------------------------------------------------------------------------------------------------------------------------------------------------------------------------------------|
| <b>Reference Type</b>   | Supported                                                                                                                                                                                                                                                                                                                                                                                                                                                                                          |       |                                                                                                                                          |        |                                                                                                                                                                                                                                             |
| <b>Category</b>         | Institution File                                                                                                                                                                                                                                                                                                                                                                                                                                                                                   |       |                                                                                                                                          |        |                                                                                                                                                                                                                                             |
| <b>IA #</b>             | 2171                                                                                                                                                                                                                                                                                                                                                                                                                                                                                               |       |                                                                                                                                          |        |                                                                                                                                                                                                                                             |
| <b>Description</b>      | This API returns a list of all institutions that make up a given Veterans Integrated Service Network (VISN), parent institution entered in the "parent" input parameter.                                                                                                                                                                                                                                                                                                                           |       |                                                                                                                                          |        |                                                                                                                                                                                                                                             |
| <b>Format</b>           | CHILDREN^XUAF4(array,parent)                                                                                                                                                                                                                                                                                                                                                                                                                                                                       |       |                                                                                                                                          |        |                                                                                                                                                                                                                                             |
| <b>Input Parameters</b> | <table border="0"> <tr> <td>array</td> <td>(required) \$NAME reference to store the list of institutions that make up the parent VISN institution for the "parent" input parameter.</td> </tr> <tr> <td>parent</td> <td>(required) Parent (VISN) institution lookup value, any of the following:           <ul style="list-style-type: none"> <li>• Internal Entry Number (IEN), will have the ` in front of it.</li> <li>• Station Number</li> <li>• Station Name</li> </ul> </td> </tr> </table> | array | (required) \$NAME reference to store the list of institutions that make up the parent VISN institution for the "parent" input parameter. | parent | (required) Parent (VISN) institution lookup value, any of the following: <ul style="list-style-type: none"> <li>• Internal Entry Number (IEN), will have the ` in front of it.</li> <li>• Station Number</li> <li>• Station Name</li> </ul> |
| array                   | (required) \$NAME reference to store the list of institutions that make up the parent VISN institution for the "parent" input parameter.                                                                                                                                                                                                                                                                                                                                                           |       |                                                                                                                                          |        |                                                                                                                                                                                                                                             |
| parent                  | (required) Parent (VISN) institution lookup value, any of the following: <ul style="list-style-type: none"> <li>• Internal Entry Number (IEN), will have the ` in front of it.</li> <li>• Station Number</li> <li>• Station Name</li> </ul>                                                                                                                                                                                                                                                        |       |                                                                                                                                          |        |                                                                                                                                                                                                                                             |
| <b>Output</b>           | <p>returns: Returns the array populated with the list of institutions that make up the parent VISN.</p> <pre>Variable array ("c",ien)=station_name^station_number</pre>                                                                                                                                                                                                                                                                                                                            |       |                                                                                                                                          |        |                                                                                                                                                                                                                                             |

### 13.1.4 \$\$CIRN^XUAF4(): Institution CIRN-enabled Field Value

|                         |                                                                                                                                                                                                                                                                                                                                                                     |
|-------------------------|---------------------------------------------------------------------------------------------------------------------------------------------------------------------------------------------------------------------------------------------------------------------------------------------------------------------------------------------------------------------|
| <b>Reference Type</b>   | Supported                                                                                                                                                                                                                                                                                                                                                           |
| <b>Category</b>         | Institution File                                                                                                                                                                                                                                                                                                                                                    |
| <b>IA #</b>             | 2171                                                                                                                                                                                                                                                                                                                                                                |
| <b>Description</b>      | This extrinsic function returns the value of the CIRN-enabled field from the INSTITUTION file (#4).                                                                                                                                                                                                                                                                 |
| <b>Format</b>           | <code>\$\$CIRN^XUAF4(inst[,value])</code>                                                                                                                                                                                                                                                                                                                           |
| <b>Input Parameters</b> | <p>inst: (required) Institution lookup value, any of the following:</p> <ul style="list-style-type: none"> <li>• Internal Entry Number (IEN), will have the ` in front of it.</li> <li>• Station Number</li> <li>• Station Name</li> </ul> <p>value: (optional) Restricted to use by CIRN. This input parameter allows the setting of the field to a new value.</p> |
| <b>Output</b>           | returns: Returns the CIRN-enabled field value.                                                                                                                                                                                                                                                                                                                      |

### 13.1.5 F4^XUAF4(): Institution Data for a Station Number

|                       |                                                                                                                                                                               |
|-----------------------|-------------------------------------------------------------------------------------------------------------------------------------------------------------------------------|
| <b>Reference Type</b> | Supported                                                                                                                                                                     |
| <b>Category</b>       | Institution File                                                                                                                                                              |
| <b>IA #</b>           | 2171                                                                                                                                                                          |
| <b>Description</b>    | This API returns the Internal Entry Number (IEN) and other institution data, including historical information, for a given STATION NUMBER (#99) in the INSTITUTION file (#4). |
| <b>Format</b>         | <code>F4^XUAF4(sta,[.]array[,flag][,date])</code>                                                                                                                             |

|                         |           |                                                                                                                                                                                                           |
|-------------------------|-----------|-----------------------------------------------------------------------------------------------------------------------------------------------------------------------------------------------------------|
| <b>Input Parameters</b> | sta:      | (required) Station Number.                                                                                                                                                                                |
|                         | [.]array: | (required) \$NAME reference for return values.                                                                                                                                                            |
|                         | flag:     | (optional) Flags that represent the Station Number Status. Possible values are: <ul style="list-style-type: none"> <li>• A—Active entries only.</li> <li>• M—Medical treating facilities only.</li> </ul> |
|                         | date:     | (optional) Return name on this VA FileMan internal date.                                                                                                                                                  |

|               |                         |                                |
|---------------|-------------------------|--------------------------------|
| <b>Output</b> | array                   | IEN or "0^error message"       |
|               | array("NAME")           | Name                           |
|               | array("VA NAME")        | Official VA Name               |
|               | array("STATION NUMBER") | Station Number                 |
|               | array("TYPE")           | Facility Type Name             |
|               | array("INACTIVE")       | Inactive Date (0=not inactive) |



**NOTE:** If inactive date *not* available, then 1.

|                         |                         |
|-------------------------|-------------------------|
| array("REALIGNED TO")   | IEN^station number^date |
| array("REALIGNED FROM") | IEN^station number^date |
| array("MERGE",IEN")     | Merged Records          |

### Example

```
>D F4^XUAF4("528A8",.ARRAY)
>ZW ARRAY
ARRAY=7020
ARRAY("INACTIVE")=0
ARRAY("NAME")=ALBANY
ARRAY("REALIGNED FROM")=500^500^3000701
ARRAY("STATION NUMBER")=528A8
ARRAY("TYPE")=VAMC
ARRAY("VA NAME")=VA HEALTHCARE NETWORK UPSTATE NEW YORK SYSTEM VISN 2 - ALBANY
DIVISION
```

### 13.1.6 \$\$ID^XUAF4(): Institution Identifier

|                         |                                                                                                                                                                                                                                                                                                                                |
|-------------------------|--------------------------------------------------------------------------------------------------------------------------------------------------------------------------------------------------------------------------------------------------------------------------------------------------------------------------------|
| <b>Reference Type</b>   | Supported                                                                                                                                                                                                                                                                                                                      |
| <b>Category</b>         | Institution File                                                                                                                                                                                                                                                                                                               |
| <b>IA #</b>             | 2171                                                                                                                                                                                                                                                                                                                           |
| <b>Description</b>      | This extrinsic function returns the Identifier (ID) of an INSTITUTION file (#4) entry for a given Coding System and Internal Entry Number (IEN).                                                                                                                                                                               |
| <b>Format</b>           | <code>\$\$ID^XUAF4(cdsys, ien)</code>                                                                                                                                                                                                                                                                                          |
| <b>Input Parameters</b> | <p><b>cdsys:</b> (required) CDSYS is an existing CODING SYSTEM field (#.01) in the INDENTIFIER field (#9999) multiple of the INSTITUTION file (#4). To see existing coding systems in the file:</p> <pre>&gt;D CDSYS^XUAF4(.Y)</pre> <p><b>ien:</b> (required) Internal Entry Number (IEN) of the institution in question.</p> |
| <b>Output</b>           | <b>returns:</b> Returns the INSTITUTION file (#4) Identifier (ID) associated with the given Coding System and IEN.                                                                                                                                                                                                             |

### 13.1.7 \$\$IDX^XUAF4(): Institution IEN (Using Coding System & ID)

|                         |                                                                                                                                                                                                                                                                                                                                                                                                                                                      |
|-------------------------|------------------------------------------------------------------------------------------------------------------------------------------------------------------------------------------------------------------------------------------------------------------------------------------------------------------------------------------------------------------------------------------------------------------------------------------------------|
| <b>Reference Type</b>   | Supported                                                                                                                                                                                                                                                                                                                                                                                                                                            |
| <b>Category</b>         | Institution File                                                                                                                                                                                                                                                                                                                                                                                                                                     |
| <b>IA #</b>             | 2171                                                                                                                                                                                                                                                                                                                                                                                                                                                 |
| <b>Description</b>      | This extrinsic function returns the Internal Entry Number (IEN) of an INSTITUTION file (#4) entry for a given Coding System and Identifier (ID) pair.                                                                                                                                                                                                                                                                                                |
| <b>Format</b>           | <code>\$\$IDX^XUAF4(cdsys, id)</code>                                                                                                                                                                                                                                                                                                                                                                                                                |
| <b>Input Parameters</b> | <p><b>cdsys:</b> (required) CDSYS is an existing CODING SYSTEM field (#.01) in the INDENTIFIER field (#9999) multiple of the INSTITUTION file (#4). To see existing coding systems in the file:</p> <pre>&gt;D CDSYS^XUAF4(.Y)</pre> <p><b>id:</b> (required) ID is the ID filed (#.02) in the INDENTIFIER field (#9999) multiple of the INSTITUTION file (#4) that corresponds to the Coding System input (i.e., cdsys) as the first parameter.</p> |

**Output** returns: Returns the INSTITUTION file (#4) Internal Entry Number (IEN) associated with the given Coding System and Identifier (ID).

### 13.1.8 \$\$IEN^XUAF4(): IEN for Station Number

**Reference Type** Supported

**Category** Institution File

**IA #** 2171

**Description** This extrinsic function returns the Internal Entry Number (IEN) of the entry for a given STATION NUMBER field (#99) in the INSTITUTION file (#4).

**Format** \$\$IEN^XUAF4(sta)

**Input Parameters** sta: (required) Station Number.

**Output** returns: Returns:  
IEN—Internal Entry Number.  
NULL—Error.

#### Example

```
>S X=$$IEN^XUAF4("528A5")

>W X
532
```

### 13.1.9 \$\$LEGACY^XUAF4(): Institution Realigned/Legacy (True/False)

**Reference Type** Supported

**Category** Institution File

**IA #** 2171

**Description** This extrinsic function, given the STATION NUMBER field (#99) in the INSTITUTION file (#4), returns the Boolean value for the question—has this station number been realigned? Is it a legacy Station Number?



**Format** \$\$LEGACY^XUAF4(sta)

|                         |          |                                                                                                                                                                                                                                                                                |
|-------------------------|----------|--------------------------------------------------------------------------------------------------------------------------------------------------------------------------------------------------------------------------------------------------------------------------------|
| <b>Input Parameters</b> | sta:     | (required) The STATION NUMBER field (#99) value in the INSTITUTION file (#4) for the Station Number in question.                                                                                                                                                               |
| <b>Output</b>           | returns: | Returns a Boolean value: <ul style="list-style-type: none"> <li>• True (non-zero)—Station Number has been realigned; it is a legacy Station Number.</li> <li>• False (zero)—Station Number has <i>not</i> been realigned; it is <i>not</i> a legacy Station Number.</li> </ul> |

### 13.1.10 \$\$LKUP^XUAF4(): Institution Lookup

|                         |                                                                                                                                                                                                                                     |
|-------------------------|-------------------------------------------------------------------------------------------------------------------------------------------------------------------------------------------------------------------------------------|
| <b>Reference Type</b>   | Supported                                                                                                                                                                                                                           |
| <b>Category</b>         | Institution File                                                                                                                                                                                                                    |
| <b>IA #</b>             | 2171                                                                                                                                                                                                                                |
| <b>Description</b>      | This extrinsic function returns the IEN or zero when doing a lookup on the INSTITUTION file (#4).                                                                                                                                   |
| <b>Format</b>           | \$\$LKUP^XUAF4 (inst)                                                                                                                                                                                                               |
| <b>Input Parameters</b> | inst: (required) Institution lookup value, any of the following: <ul style="list-style-type: none"> <li>• Internal Entry Number (IEN), will have the ` in front of it.</li> <li>• Station Number</li> <li>• Station Name</li> </ul> |
| <b>Output</b>           | returns: Returns: <p>IEN—Internal Entry Number.</p> <p>Zero (0).</p>                                                                                                                                                                |

### 13.1.11 LOOKUP^XUAF4(): Look Up Institution Identifier

|                         |                                                                                                                                                                                                                                                                                                                       |
|-------------------------|-----------------------------------------------------------------------------------------------------------------------------------------------------------------------------------------------------------------------------------------------------------------------------------------------------------------------|
| <b>Reference Type</b>   | Supported                                                                                                                                                                                                                                                                                                             |
| <b>Category</b>         | Institution File                                                                                                                                                                                                                                                                                                      |
| <b>IA #</b>             | 2171                                                                                                                                                                                                                                                                                                                  |
| <b>Description</b>      | This API lookup utility allows a user to select an Institution by Coding System and ID. It prompts a user for a Coding System and then prompts for an Identifier—it's an IX^DIC API call on a New Style cross-reference of the ID field (#.02) of the IDENTIFIER field (#9999) multiple in the INSTITUTION file (#4). |
| <b>Format</b>           | LOOKUP^XUAF4 ( )                                                                                                                                                                                                                                                                                                      |
| <b>Input Parameters</b> |  <b>REF:</b> For input information, see the IX^DIC documentation in the <i>VA FileMan Programmer Manual</i> .                                                                                                                        |
| <b>Output</b>           |  <b>REF:</b> For output information, see the IX^DIC documentation in the <i>VA FileMan Programmer Manual</i> .                                                                                                                       |

**Example**

```

Select INSTITUTION CODING SYSTEM: DMIS
 ID: 0037
DMIS 0037 WALTER REED DC USAH 688CN

```

### 13.1.12 \$\$MADD^XUAF4(): Institution Mailing Address

|                         |                                                                                                                                                                                                                        |
|-------------------------|------------------------------------------------------------------------------------------------------------------------------------------------------------------------------------------------------------------------|
| <b>Reference Type</b>   | Supported                                                                                                                                                                                                              |
| <b>Category</b>         | Institution File                                                                                                                                                                                                       |
| <b>IA #</b>             | 2171                                                                                                                                                                                                                   |
| <b>Description</b>      | This extrinsic function returns the mailing address information for an institution in a caret-delimited string (i.e., streetaddr^city^state^zip) for a given Internal Entry Number (IEN) in the INSTITUTION file (#4). |
| <b>Format</b>           | \$\$MADD^XUAF4 ( ien )                                                                                                                                                                                                 |
| <b>Input Parameters</b> | ien: (required) Internal Entry Number (IEN) of the institution in question.                                                                                                                                            |



**Output** returns: Returns the institution mailing address in a caret-delimited string:  
streetaddr^city^state^zip

### 13.1.13 \$\$NAME^XUAF4(): Institution Official Name

**Reference Type** Supported

**Category** Institution File

**IA #** 2171

**Description** This extrinsic function returns the OFFICIAL NAME field (#100) value in the INSTITUTION file (#4) for an institution given its Internal Entry Number (IEN). However, If Field #100 is null, the NAME field (#.01) in the INSTITUTION file (#4) is returned.

**Format** \$\$NAME^XUAF4 ( ien )

**Input Parameters** ien: (required) Internal Entry Number (IEN) of the institution in question.

**Output** returns: Returns either of the following:

- OFFICIAL NAME field (#100) value in the INSTITUTION file (#4)—If Field #100 is *not* null.
- NAME field (#.01) value in the INSTITUTION file (#4)—If Field #100 is null.

### 13.1.14 \$\$NNT^XUAF4(): Institution Station Name, Number, and Type

**Reference Type** Supported

**Category** Institution File

**IA #** 2171

**Description** This extrinsic function returns the station information for an institution in a caret-delimited string (i.e., station\_name^station\_number^station\_type) for a given Internal Entry Number (IEN) in the INSTITUTION file (#4).

**Format** \$\$NNT^XUAF4 ( ien )

**Input Parameters** ien: (required) Internal Entry Number (IEN) of the institution in question.

**Output** returns: Returns the institution station information in a caret-delimited string:

`station_name^station_number^station_type`

### 13.1.15 \$\$NS^XUAF4(): Institution Name and Station Number

**Reference Type** Supported

**Category** Institution File

**IA #** 2171

**Description** This extrinsic function returns the institution information in a caret-delimited string (i.e., `institution_name^station_number`) for a given Internal Entry Number (IEN) in the INSTITUTION file (#4).

**Format** `$$NS^XUAF4(ien)`

**Input Parameters** ien: (required) Internal Entry Number (IEN) of the institution in question.

**Output** returns: Returns the institution information in a caret-delimited string:

`institution_name^station_number`

### 13.1.16 \$\$O99^XUAF4(): IEN of Merged Station Number

**Reference Type** Supported

**Category** Institution File

**IA #** 2171

**Description** This extrinsic function returns the Internal Entry Number (IEN) of the valid STATION NUMBER in the INSTITUTION file (#4), if this entry was merged during the INSTITUTION file (#4) cleanup process (e.g., due to a duplicate STATION NUMBER field [#99]). This function may be used by application developers to re-point their INSTITUTION file (#4) references to a valid entry complete with Station Number.

**Format** `$$O99^XUAF4(ien)`

**Input Parameters** ien: (required) Internal Entry Number (IEN) of the institution in question.

**Output** returns: Returns the Internal Entry Number (IEN) of the INSTITUTION file (#4) entry with a valid STATION NUMBER filed (#99)—the Station Number deleted from the input IEN during the cleanup process (i.e., Kernel Patch XU\*8.0\*206).

### Example

```
>S NEWIEN=$$099^XUAF4(6538)

>W NEWIEN
6164
>W ^DIC(4,6164,99)
519HB^^^
```

## 13.1.17 \$\$PADD^XUAF4(): Institution Physical Address

|                         |                                                                                                                                                                                                                   |
|-------------------------|-------------------------------------------------------------------------------------------------------------------------------------------------------------------------------------------------------------------|
| <b>Reference Type</b>   | Supported                                                                                                                                                                                                         |
| <b>Category</b>         | Institution File                                                                                                                                                                                                  |
| <b>IA #</b>             | 2171                                                                                                                                                                                                              |
| <b>Description</b>      | This extrinsic function returns the physical address information for an institution in a caret-delimited string (streetaddr^city^state^zip) for a given Internal Entry Number (IEN) in the INSTITUTION file (#4). |
| <b>Format</b>           | \$\$PADD^XUAF4(ien)                                                                                                                                                                                               |
| <b>Input Parameters</b> | ien: (required) Internal Entry Number (IEN) of the institution in question.                                                                                                                                       |
| <b>Output</b>           | returns: Returns the institution physical address in a caret-delimited string:<br>streetaddr^city^state^zip                                                                                                       |

### 13.1.18 PARENT^XUAF4(): Parent Institution Lookup

|                         |                                                                                                                                                                                                                                                                                                                                                                                                                                                                                                                         |
|-------------------------|-------------------------------------------------------------------------------------------------------------------------------------------------------------------------------------------------------------------------------------------------------------------------------------------------------------------------------------------------------------------------------------------------------------------------------------------------------------------------------------------------------------------------|
| <b>Reference Type</b>   | Supported                                                                                                                                                                                                                                                                                                                                                                                                                                                                                                               |
| <b>Category</b>         | Institution File                                                                                                                                                                                                                                                                                                                                                                                                                                                                                                        |
| <b>IA #</b>             | 2171                                                                                                                                                                                                                                                                                                                                                                                                                                                                                                                    |
| <b>Description</b>      | This API returns a list of all institutions that make up a given Veterans Integrated Service Network (VISN), parent institution entered in the "lookup" input parameter.                                                                                                                                                                                                                                                                                                                                                |
| <b>Format</b>           | PARENT^XUAF4 ( array , lookup [ , type ] )                                                                                                                                                                                                                                                                                                                                                                                                                                                                              |
| <b>Input Parameters</b> | <p>array: (required) \$NAME reference to store the list of the parent (VISN) institution for the "lookup" input parameter institution.</p> <p>lookup: (required) Parent (VISN) institution lookup value, any of the following:</p> <ul style="list-style-type: none"> <li>• Internal Entry Number (IEN), will have the ` in front of it.</li> <li>• Station Number</li> <li>• Station Name</li> </ul> <p>type: (optional) Type of institution from the INSTITUTION ASSOCIATION TYPES file (#4.05, default is VISN).</p> |
| <b>Output</b>           | <p>returns: Returns the array populated with the list of parent (VISN) institutions.</p>                                                                                                                                                                                                                                                                                                                                                                                                                                |

```
Variable array
("P" , PIEN) = STATION_NAME ^ STATION_NUMBER
```



**NOTE:** With the business rule that institutions can only have one parent per type, if you specify the input parameter type, you will get an array that will only have one PIEN in it. If the type parameter is left blank, it finds all parents for the institution and lists them in the array.

### 13.1.19 \$\$PRNT^XUAF4(): Institution Parent Facility

|                         |                                                                                                                                                                                                                       |
|-------------------------|-----------------------------------------------------------------------------------------------------------------------------------------------------------------------------------------------------------------------|
| <b>Reference Type</b>   | Supported                                                                                                                                                                                                             |
| <b>Category</b>         | Institution File                                                                                                                                                                                                      |
| <b>IA #</b>             | 2171                                                                                                                                                                                                                  |
| <b>Description</b>      | This extrinsic function returns the parent facility institution information in a caret-delimited string (ien^station_number^name) for a given child facility STATION NUMBER field (#99) in the INSTITUTION file (#4). |
| <b>Format</b>           | <code>\$\$PRNT^XUAF4 ( sta )</code>                                                                                                                                                                                   |
| <b>Input Parameters</b> | sta: (required) The STATION NUMBER field (#99) value in the INSTITUTION file (#4) for the child facility whose parent facility information is being requested.                                                        |
| <b>Output</b>           | returns: Returns the parent facility institution information in a caret-delimited string:<br><code>ien^station_number^name</code>                                                                                     |

### 13.1.20 \$\$RF^XUAF4(): Realigned From Institution Information

|                         |                                                                                                                                                                                                                                                                                  |
|-------------------------|----------------------------------------------------------------------------------------------------------------------------------------------------------------------------------------------------------------------------------------------------------------------------------|
| <b>Reference Type</b>   | Supported                                                                                                                                                                                                                                                                        |
| <b>Category</b>         | Institution File                                                                                                                                                                                                                                                                 |
| <b>IA #</b>             |                                                                                                                                                                                                                                                                                  |
| <b>Description</b>      | This extrinsic function returns the information that is pointed to in the REALIGNED FROM field (#.06) in the HISTORY field (#999) multiple in a caret-delimited string (ien^station_number^effective_date) for a given Internal Entry Number (IEN) in the INSTITUTION file (#4). |
| <b>Format</b>           | <code>\$\$RF^XUAF4 ( ien )</code>                                                                                                                                                                                                                                                |
| <b>Input Parameters</b> | ien: (required) Internal Entry Number (IEN) of the institution in question.                                                                                                                                                                                                      |
| <b>Output</b>           | returns: Returns the realigned from institution information in a caret-delimited string:<br><code>ien^station_number^effective_date</code>                                                                                                                                       |

## Example

```
>S IEN=$$RF^XUAF4(7020)

>W IEN
500^500^3000701
```

### 13.1.21 \$\$RT^XUAF4(): Realigned To Institution Information

**Reference Type** Supported

**Category** Institution File

**IA #**

**Description** This extrinsic function returns the information that is pointed to in the REALIGNED TO field (#.05) in the HISTORY field (#999) multiple in a caret-delimited string (ien^station\_number^effective\_date) for a given Internal Entry Number (IEN) in the INSTITUTION file (#4).

**Format** \$\$RT^XUAF4(ien)

**Input Parameters** ien: (required) Internal Entry Number (IEN) of the institution in question.

**Output** returns: Returns the realigned to institution information in a caret-delimited string:  
ien^station\_number^effective\_date

## Example

```
>S IEN=$$RT^XUAF4(500)

>W IEN
7020^528A8^3000701
```

### 13.1.22 SIBLING^XUAF4(): Sibling Institution Lookup

|                         |                                                                                                                                                                                                                                                                                                                                                                                                                                                                                                                                                                                                                                                                             |
|-------------------------|-----------------------------------------------------------------------------------------------------------------------------------------------------------------------------------------------------------------------------------------------------------------------------------------------------------------------------------------------------------------------------------------------------------------------------------------------------------------------------------------------------------------------------------------------------------------------------------------------------------------------------------------------------------------------------|
| <b>Reference Type</b>   | Supported                                                                                                                                                                                                                                                                                                                                                                                                                                                                                                                                                                                                                                                                   |
| <b>Category</b>         | Institution File                                                                                                                                                                                                                                                                                                                                                                                                                                                                                                                                                                                                                                                            |
| <b>IA #</b>             | 2171                                                                                                                                                                                                                                                                                                                                                                                                                                                                                                                                                                                                                                                                        |
| <b>Description</b>      | This API returns a list of all institutions that make up a given Veterans Integrated Service Network (VISN), parent institution entered in the "child" input parameter.                                                                                                                                                                                                                                                                                                                                                                                                                                                                                                     |
| <b>Format</b>           | <code>SIBLING^XUAF4(array,child[,type])</code>                                                                                                                                                                                                                                                                                                                                                                                                                                                                                                                                                                                                                              |
| <b>Input Parameters</b> | <p><b>array:</b> (required) \$NAME reference to store the list of all institutions of a parent (VISN) institution for the "child" input parameter institution.</p> <p><b>child:</b> (required) Child institution lookup value, any of the following:</p> <ul style="list-style-type: none"> <li>• Internal Entry Number (IEN), will have the ` in front of it.</li> <li>• Station Number</li> <li>• Station Name</li> </ul> <p><b>type:</b> (optional) Type of institution from the INSTITUTION ASSOCIATION TYPES file (#4.05, default is VISN).</p> <p><b>returns:</b> Returns the array populated with the list of all institutions of the parent (VISN) institution.</p> |

```
Variable array
("P",PIEN, "C",CIEN)=STATION_NAME^STATION_NUMBER
```



**NOTE:** With the business rule that institutions can only have one parent per type, if you specify the input parameter type, you will get an array that will only have one PIEN in it. If the type parameter is left blank, it finds all parents for the institution and lists them in the array. Also, the input site (i.e., "child" input parameter) is included in the list.

### 13.1.23 \$\$STA^XUAF4(): Station Number for IEN

|                         |                                                                                                                                                   |
|-------------------------|---------------------------------------------------------------------------------------------------------------------------------------------------|
| <b>Reference Type</b>   | Supported                                                                                                                                         |
| <b>Category</b>         | Institution File                                                                                                                                  |
| <b>IA #</b>             | 2171                                                                                                                                              |
| <b>Description</b>      | This extrinsic function returns the STATION NUMBER field (#99) for the entry of a given Internal Entry Number (IEN) in the INSTITUTION file (#4). |
| <b>Format</b>           | \$\$STA^XUAF4 ( ien )                                                                                                                             |
| <b>Input Parameters</b> | ien: (required) Internal Entry Number (IEN) of the institution in question.                                                                       |
| <b>Output</b>           | returns: Returns the Station Number.                                                                                                              |

#### Example

```
>S STA=$$STA^XUAF4(7020)

>W STA
528A8
```

### 13.1.24 \$\$TF^XUAF4(): Treating Facility (True/False)

|                         |                                                                                                                                                                              |
|-------------------------|------------------------------------------------------------------------------------------------------------------------------------------------------------------------------|
| <b>Reference Type</b>   | Supported                                                                                                                                                                    |
| <b>Category</b>         | Institution File                                                                                                                                                             |
| <b>IA #</b>             | 2171                                                                                                                                                                         |
| <b>Description</b>      | This extrinsic function, given the Internal Entry Number (IEN) in the INSTITUTION file (#4), returns the Boolean value for the question—is this a medical treating facility? |
| <b>Format</b>           | \$\$TF^XUAF4 ( ien )                                                                                                                                                         |
| <b>Input Parameters</b> | ien: (required) Internal Entry Number (IEN) of the institution in question.                                                                                                  |
| <b>Output</b>           | returns: Returns a Boolean value: <ul style="list-style-type: none"><li>• True (non-zero)—Treating facility.</li><li>• False (zero)—Not a Treating facility.</li></ul>       |



**Example**

```
>S TF=$$TF^XUAF4(7020)

>W TF
1
```

**13.1.25 \$\$WHAT^XUAF4(): Institution Single Field Information**

|                         |                                                                                                                                                                                                |
|-------------------------|------------------------------------------------------------------------------------------------------------------------------------------------------------------------------------------------|
| <b>Reference Type</b>   | Supported                                                                                                                                                                                      |
| <b>Category</b>         | Institution File                                                                                                                                                                               |
| <b>IA #</b>             | 2171                                                                                                                                                                                           |
| <b>Description</b>      | This extrinsic function returns the data from a single field given the Internal Entry Number (IEN) and the specific field requested in the INSTITUTION file (#4).                              |
| <b>Format</b>           | <code>\$\$WHAT^XUAF4(ien,field)</code>                                                                                                                                                         |
| <b>Input Parameters</b> | <p>ien: (required) Internal Entry Number (IEN) of the institution in question (pointer value to the INSTITUTION file (#4).</p> <p>field: (required) field number of the field in question.</p> |
| <b>Output</b>           | returns: Returns the value in the specified field.                                                                                                                                             |

**13.1.26 \$\$IEN^XUMF(): Institution IEN (Using IFN, Coding System, & ID)**

|                         |                                                                                                                                             |
|-------------------------|---------------------------------------------------------------------------------------------------------------------------------------------|
| <b>Reference Type</b>   | Supported                                                                                                                                   |
| <b>Category</b>         | Institution File                                                                                                                            |
| <b>IA #</b>             | 3795                                                                                                                                        |
| <b>Description</b>      | This extrinsic function returns the Internal Entry Number (IEN) for a given Internal File Number (IFN), Coding System, and Identifier (ID). |
| <b>Format</b>           | <code>\$\$IEN^XUMF(ifn,cdsys,id)</code>                                                                                                     |
| <b>Input Parameters</b> | <p>ifn: (required) Internal File Number (IFN).</p> <p>cdsys: (required) Coding System.</p> <p>id: (required) Identifier.</p>                |

**Output** returns: Returns the Internal Entry Number (IEN) of the institution requested.

### 13.1.27 MAIN^XUMFI(): HL7 Master File Message Builder

**Reference Type** Controlled Subscription

**Category** Institution File

**IA #** 2171

**Description** This API implements an HL7 Master File Message Builder Interface that dynamically maps a VA FileMan field to an HL7 Master File sequence within a segment. The interface implements functionality to build Master File Notification (MFN), Master File Query (MFQ), and Master File Response (MFR) segments. The interface calls applicable VISTA HL7 GENERATE and GENACK interfaces to send/reply/broadcast an appropriate HL7 Master File message.

**Format** MAIN^XUMFI(*ifn, ien, type, param, error*)

#### Input Parameters



**REF:** For a description of the Input parameters for this API, see the "MAIN^XUMFP(): Master File Parameters" API.

#### Output Parameters & Output



**REF:** For a description of the Output Parameters and Output for this API, see the "MAIN^XUMFP(): Master File Parameters" API.

#### Details

This interface should be called after the Master File Parameter API. The Master File Parameter API sets up the required parameters in the PARAM array.

The Institution File Redesign (IFR) patch (i.e., XU\*8.0\*206) implements several Application Program Interfaces (APIs). After the IFR patch has been installed and the Cleanup performed, the STATION NUMBER field (#99) will be a unique key to the INSTITUTION file (#4).

**Example**

```
>D MAIN^XUMFI(4,18723,1,.PARAM,.ERROR)
```

From the HL7 MESSAGE TEXT file (#772), you would see the following:

```
DATE/TIME ENTERED: JAN 12, 2001@09:17:29
SERVER APPLICATION: XUMF MFN TRANSMISSION TYPE: OUTGOING
MESSAGE ID: 0259 PARENT MESSAGE: JAN 12, 2001@09:17:29
PRIORITY: DEFERRED RELATED EVENT PROTOCOL: XUMF MFN
MESSAGE TYPE: SINGLE MESSAGE
MESSAGE TEXT:
MFI^Z04^MFS^REP^20010112091729^20010112091729^NE
MFE^MUP^^19001011^631GD~STATION NUMBER~D
ZIN^GREENFIELD^631GD^National^CBOC~FACILITY TYPE~VA^^^MASSACHUSETTS^^^^^^
STATUS: SUCCESSFULLY COMPLETED
DATE/TIME PROCESSED: JAN 12, 2001@09:17:29
NO. OF CHARACTERS IN MESSAGE: 161 NO. OF EVENTS IN MESSAGE: 1
```

**13.1.28 MAIN^XUMFP(): Master File Parameters**

**Reference Type**      Controlled Subscription

**Category**            Institution File

**IA #**                 2171

**Description**        This API sets up required parameters used by the HL7 Master File Message Builder Interface and the HL7 Master File message handler. The interface defines required parameters and serves as a common interface for parameter initialization. This interface is the enabling component of the Master File Server (MFS) mechanism allowing VA FileMan Master Files to be maintained by the server, including files with multiple fields and extended references.

The developer can set any PARAM parameter before or after the interface call and override the default value.

**Format**              MAIN^XUMFP(ifn,ien,type,param,error)

|                         |                                   |                                                                                                                                                                                                                                                                                                                                                                                                                                                                                                                                                       |
|-------------------------|-----------------------------------|-------------------------------------------------------------------------------------------------------------------------------------------------------------------------------------------------------------------------------------------------------------------------------------------------------------------------------------------------------------------------------------------------------------------------------------------------------------------------------------------------------------------------------------------------------|
| <b>Input Parameters</b> | <b>ifn:</b>                       | (required) Internal File Number (IFN).                                                                                                                                                                                                                                                                                                                                                                                                                                                                                                                |
|                         | <b>ien:</b>                       | (required) Internal Entry Number (IEN).<br><br>Single entry (pass by value).<br><br>Example: <ul style="list-style-type: none"><li>• IEN=1</li></ul> Multiple entries (pass by reference).<br><br>Example: <ul style="list-style-type: none"><li>• IEN(1)=""</li><li>• IEN(2)=""</li></ul> ALL national entries (pass by value).<br><br>Example: <ul style="list-style-type: none"><li>• IEN="ALL"</li></ul>                                                                                                                                          |
|                         | <b>type:</b>                      | (required) Message TYPE. Possible values are: <ul style="list-style-type: none"><li>• 0—MFN: Unsolicited update.</li><li>• 1—MFQ: Query particular record and file.</li><li>• 3—MFQ: Query particular record in array.</li><li>• 5—MFQ: Query group records file.</li><li>• 7—MFQ: Query group records array.</li><li>• 11—MFR: Query response particular record file.</li><li>• 13—MFR: Query response particular record array.</li><li>• 15—MFR: Query response group records file.</li><li>• 17—MFR: Query response group records array.</li></ul> |
|                         | <b>Output Parameters</b>          | <b>param("PROTOCOL")</b> IEN Protocol file (#101).<br><br><b>param("BROADCAST")</b> Broadcast message to all VistA sites.<br><br><b>param("LLNK")</b> Logical link in HLL("LINKS",n) format.                                                                                                                                                                                                                                                                                                                                                          |
| <b>Output</b>           | <b>error</b> 1^Error message text |                                                                                                                                                                                                                                                                                                                                                                                                                                                                                                                                                       |

**Details**

| <u>QRD -- Query definition</u> | <u>HL7 Sequence</u>         | <u>HL7 Data Type</u> |
|--------------------------------|-----------------------------|----------------------|
| param("QDT")                   | Query Date/Time             | TS                   |
| param("QFC")                   | Query Format Code           | ID                   |
| param("QP")                    | Query Priority              | ID                   |
| param("QID")                   | Query ID                    | ST                   |
| param("DRT")                   | Deferred Response Type      | ID                   |
| param("DRDT")                  | Deferred Response Date/Time | TS                   |
| param("QLR")                   | Quantity Limited Request    | CQ                   |
| param("WHO")                   | Who Subject Filter          | XCN                  |
| param("WHAT")                  | What Subject Filter         | CE                   |
| param("WDDC")                  | What Department Data Code   | CE                   |
| param("WDCVQ")                 | What Data Code Value Qual.  | CM                   |
| param("QRL")                   | Query Results Level         | ID                   |

**XCN data type of QRD WHO parameter**

|                                  |                                                             |
|----------------------------------|-------------------------------------------------------------|
| 1 <sup>ST</sup> component        | One of the following:                                       |
| NAME                             | Value of NAME field (#.01) for Internal Entry Number (IEN). |
| ALL                              | String represents all national entries.                     |
| IEN ARRAY                        | String represents entries passed in IEN array.              |
| 9 <sup>th</sup> component D      | Source table (VA FileMan cross-reference).                  |
| 10 <sup>th</sup> component 045A4 | Assigning authority.                                        |

**CE data type of QRD WHAT parameter**

|                                 |                       |
|---------------------------------|-----------------------|
| 1 <sup>ST</sup> component 4     | Identifier            |
| 2 <sup>nd</sup> component IFN   | Text                  |
| 3 <sup>rd</sup> component VA FM | Name of Coding System |

### **MFI—Master File Identification**

|                 |                                    |
|-----------------|------------------------------------|
| PARAM("MFI")    | Master File Identifier             |
| PARAM("MFAI")   | Master File Application Identifier |
| PARAM("FLEC")   | File-Level Event Code              |
| PARAM("ENDT")   | Entered Data/Time                  |
| PARAM("MFIEDT") | Effective Date/Time                |
| PARAM("RLC")    | Response Level Code                |

### **MFE—Master File Entry**

|                 |                         |
|-----------------|-------------------------|
| PARAM("RLEC")   | Record-Level Event Code |
| PARAM("MFNCID") | MFN Control ID          |
| PARAM("MFEEDT") | Effective Date/Time     |
| PARAM("PKV")    | Primary Key Value       |

### **[Z...] segment(s) parameters**

|                                 |                              |
|---------------------------------|------------------------------|
| PARAM("SEG",SEG)=""             | HL7 segment name             |
| PARAM("SEG",SEG,"SEQ",SEQ,FLD#) | segment sequence # and field |



**NOTE:** If any special processing is required, in addition to the external value passed by VA FileMan, set the FLD# node equal to a formatting function "**n**^\$\$TAG^RTN(**X**)".

- "**n**" being the component sequence number.
- "**X**" representing the external value from VA FileMan.

\$P(segment\_sequence,HLCS,n)=FM\_external\_value.

### **Files involving sub-records and/or extended reference**

|                                     |                               |
|-------------------------------------|-------------------------------|
| PARAM("SEG",SEG,"SEQ",SEQ,"FILE")   | See VA FileMan documentation. |
| PARAM("SEG",SEG,"SEQ",SEQ,"IENS")   | \$\$GET1^DIQ() for value.     |
| PARAM("SEG",SEG,"SEQ",SEQ,"FIELD")  | of FILE, IENS, & FIELD.       |
| PARAM("SEG",SEG,"SEQ",SEQ,"KEY")    | .01 value.                    |
| PARAM("SEG",SEG,"SEQ",SEQ,"FORMAT") | format non ST data types.     |



**NOTE:** Query group records store PARAM in the ^TMP global with the following root: ^TMP("XUMF MFS",,\$J,"PARAM",IEN).

Example: MFE PKV node is ^TMP("XUMF MFS",,\$J,"PARAM",IEN,"PKV")

### Example

The following example is a query (MFQ) for a group records array:

```
>D MAIN^XUMFP(4,"ALL",7,.PARAM,.ERROR)
```

Since query group records store PARAM in the ^TMP global, display the ^TMP global to see the PARAM values:

```
>D ^%G

Global ^TMP("XUMF MFS", $J
 TMP("XUMF MFS", $J
^TMP("XUMF MFS", 539017563, "PARAM", "DRDT") =
^TMP("XUMF MFS", 539017563, "PARAM", "DRT") =
^TMP("XUMF MFS", 539017563, "PARAM", "ENDT") =
^TMP("XUMF MFS", 539017563, "PARAM", "FLEC") = UPD
^TMP("XUMF MFS", 539017563, "PARAM", "MFAI") =
^TMP("XUMF MFS", 539017563, "PARAM", "MFEEDT") = 20010212110654
^TMP("XUMF MFS", 539017563, "PARAM", "MFI") = Z04
^TMP("XUMF MFS", 539017563, "PARAM", "MFIEDT") =
^TMP("XUMF MFS", 539017563, "PARAM", "MFNCID") =
^TMP("XUMF MFS", 539017563, "PARAM", "POST") = POST^XUMFP4C
^TMP("XUMF MFS", 539017563, "PARAM", "PRE") = PRE^XUMFP4C
^TMP("XUMF MFS", 539017563, "PARAM", "PROTOCOL") = 2233
^TMP("XUMF MFS", 539017563, "PARAM", "QDT") = 20010212110654
^TMP("XUMF MFS", 539017563, "PARAM", "QFC") = R
^TMP("XUMF MFS", 539017563, "PARAM", "QID") = Z04 ARRAY
^TMP("XUMF MFS", 539017563, "PARAM", "QLR") = RD~999
^TMP("XUMF MFS", 539017563, "PARAM", "QP") = I
^TMP("XUMF MFS", 539017563, "PARAM", "QRL") =
^TMP("XUMF MFS", 539017563, "PARAM", "RLC") = NE
^TMP("XUMF MFS", 539017563, "PARAM", "RLEC") = MUP
^TMP("XUMF MFS", 539017563, "PARAM", "SEG", "ZIN", "SEQ", 1, .01) = ST
^TMP("XUMF MFS", 539017563, "PARAM", "SEG", "ZIN", "SEQ", 2, 99) = ST
^TMP("XUMF MFS", 539017563, "PARAM", "SEG", "ZIN", "SEQ", 3, 11) = ID
^TMP("XUMF MFS", 539017563, "PARAM", "SEG", "ZIN", "SEQ", 4, 13) = CE^~FACILITY TYPE~VA
^TMP("XUMF MFS", 539017563, "PARAM", "SEG", "ZIN", "SEQ", 5, 100) = ST
^TMP("XUMF MFS", 539017563, "PARAM", "SEG", "ZIN", "SEQ", 6, 101) = ST
^TMP("XUMF MFS", 539017563, "PARAM", "SEG", "ZIN", "SEQ", 7, .02) = ST
^TMP("XUMF MFS", 539017563, "PARAM", "SEG", "ZIN", "SEQ", 8, "DTYP") = CE^~VISN~VA
^TMP("XUMF MFS", 539017563, "PARAM", "SEG", "ZIN", "SEQ", 8, "FIELD") = 1
^TMP("XUMF MFS", 539017563, "PARAM", "SEG", "ZIN", "SEQ", 8, "FILE") = 4.014
^TMP("XUMF MFS", 539017563, "PARAM", "SEG", "ZIN", "SEQ", 8, "IENS") = 1, ?+1,
^TMP("XUMF MFS", 539017563, "PARAM", "SEG", "ZIN", "SEQ", 9, "DTYP") = ST
^TMP("XUMF MFS", 539017563, "PARAM", "SEG", "ZIN", "SEQ", 9, "FIELD") = 1:99
^TMP("XUMF MFS", 539017563, "PARAM", "SEG", "ZIN", "SEQ", 9, "FILE") = 4.014
^TMP("XUMF MFS", 539017563, "PARAM", "SEG", "ZIN", "SEQ", 9, "IENS") = 2, ?+1,
^TMP("XUMF MFS", 539017563, "PARAM", "SEG", "ZIN", "SEQ", 10, "DTYP") = DT
^TMP("XUMF MFS", 539017563, "PARAM", "SEG", "ZIN", "SEQ", 10, "FIELD") = .01
^TMP("XUMF MFS", 539017563, "PARAM", "SEG", "ZIN", "SEQ", 10, "FILE") = 4.999
^TMP("XUMF MFS", 539017563, "PARAM", "SEG", "ZIN", "SEQ", 11, "DTYP") = ST
^TMP("XUMF MFS", 539017563, "PARAM", "SEG", "ZIN", "SEQ", 11, "FIELD") = .06:99
^TMP("XUMF MFS", 539017563, "PARAM", "SEG", "ZIN", "SEQ", 11, "FILE") = 4.999
^TMP("XUMF MFS", 539017563, "PARAM", "SEG", "ZIN", "SEQ", 12, "DTYP") = DT
^TMP("XUMF MFS", 539017563, "PARAM", "SEG", "ZIN", "SEQ", 12, "FIELD") = .01
^TMP("XUMF MFS", 539017563, "PARAM", "SEG", "ZIN", "SEQ", 12, "FILE") = 4.999
^TMP("XUMF MFS", 539017563, "PARAM", "SEG", "ZIN", "SEQ", 13, "DTYP") = ST
^TMP("XUMF MFS", 539017563, "PARAM", "SEG", "ZIN", "SEQ", 13, "FIELD") = .05:99
^TMP("XUMF MFS", 539017563, "PARAM", "SEG", "ZIN", "SEQ", 13, "FILE") = 4.999
^TMP("XUMF MFS", 539017563, "PARAM", "SEGMENT") = ZIN
^TMP("XUMF MFS", 539017563, "PARAM", "WDCVQ") =
^TMP("XUMF MFS", 539017563, "PARAM", "WDDC") = INFRASTRUCTURE~INFORMATION
INFRASTRUCTURE ~VA TS
^TMP("XUMF MFS", 539017563, "PARAM", "WHAT") = 4~IFN~VA FM
^TMP("XUMF MFS", 539017563, "PARAM", "WHO") = ALL~~~~~D~045A4
```



# 14 Kernel Installation and Distribution System (KIDS): Developer Tools

## 14.1 KIDS Build-related Options

To get to the KIDS: Kernel Installation & Distribution System menu [XPD MAIN] (locked with the XUPROG security key) choose the Programmer Options menu option [XUPROG] on the Kernel Systems Manager Menu [EVE], as shown below:

Figure 25. KIDS Edits and Distribution menu options

```
Select Systems Manager Menu Option: PROGRAMMER OPTIONS

KIDS Kernel Installation & Distribution System ... [XPD MAIN]
 **> Locked with XUPROG
NTEG Build an 'NTEG' routine for a package
PG Programmer mode
 ALS MENU TEXT SAMPLE ...
 Calculate and Show Checksum Values
 Delete Unreferenced Options
 Error Processing ...
 Global Block Count
 List Global
 Map Pointer Relations
 Number base changer
 Routine Tools ...
 Test an option not in your menu
 Verifier Tools Menu ...

Select Programmer Options Option: KIDS <Enter> Kernel Installation & Distribution
System

 Edits and Distribution ... [XPD DISTRIBUTION MENU]
 Utilities ... [XPD UTILITY]
 Installation ... [XPD INSTALLATION MENU]
 **> Locked with XUPROGMODE

Select Kernel Installation & Distribution System Option: EDITS AND DISTRIBUTION

 Create a Build Using Namespace
 Copy Build to Build
 Edit a Build
 Transport a Distribution
 Old Checksum Update from Build
 Old Checksum Edit
 Routine Summary List
 Version Number Update

Select Edits and Distribution Option:
```

## 14.2 Creating Builds

KIDS introduces significant revisions to the process of exporting software applications over the previous export mechanism, DIFROM.



**REF:** For an introduction to KIDS and a description of the KIDS installation and utility options, see the "KIDS: System Management—Installations" and "KIDS: System Management—Utilities" chapters in the *Kernel Systems Management Guide*.

A functional listing of the KIDS options supporting software application (package) export is shown below:

**Table 2. KIDS: Options supporting software application builds and exports**

| Task Category         | Option Name           | Option Text                    |
|-----------------------|-----------------------|--------------------------------|
| Create Build Entry    | XPD BUILD NAMESPACE   | Create a Build using Namespace |
|                       | XPD COPY BUILD        | Copy Build to Build            |
|                       | XPD EDIT BUILD        | Edit a Build                   |
| Create a Distribution | XPD TRANSPORT PACKAGE | Transport a Distribution       |

This chapter covers each of these tasks, describing how to accomplish the tasks using KIDS options.

### 14.2.1 Build Entries

KIDS stores the definition of a software application in the BUILD file (#9.6). Individual entries in the BUILD file (#9.6) are called build entries, or builds for short. To export a software application, you *must* first define a build entry for it in the BUILD file (#9.6).

Unlike DIFROM, where you re-used the same PACKAGE file (#9.4) entry each time you exported a new version of a software application, with KIDS you create a new BUILD file (#9.6) entry each time you export a software application version. One advantage of having one BUILD entry per software application version is that you have a complete history of each version of your software application, which makes it easier to compare previous versions of a software application with the current version.

After you create the build name, KIDS give you the option to choose the type of build you are creating. There are three types from which to choose:

- Single
- Multi-Package
- Global

**Figure 26. KIDS: Choosing a build type sample**

```

Select Edits and Distribution Option: EDIT A BUILD
Select BUILD NAME: TEST 5.0
Are you adding 'TEST 5.0' as a new BUILD (the 104TH)? Y <Enter> (Yes)
BUILD PACKAGE FILE LINK: RET
BUILD TYPE: SINGLE PACKAGE// ?
 Choose from:
 0 SINGLE PACKAGE
 1 MULTI-PACKAGE
 2 GLOBAL PACKAGE
BUILD TYPE: SINGLE PACKAGE// GLOBAL <Enter> GLOBAL PACKAGE

```

The following KIDS options, described below, support creating and maintaining build entries:

- Create a Build Using Namespace
- Copy Build to Build
- Edit a Build

## 14.2.2 Create a Build Using Namespace

You can quickly create a build entry and populate its components by namespace. The Create a Build Using Namespace option searches for all components in the current database matching a given list of namespaces (you can exclude by namespace also). The option searches for components of every type that match the namespaces and populates the build entry with all matches it finds on the system. You can then use Edit a Build to fine-tune the build entry.

As well as creating a new build entry, you can use this option to populate an existing build entry by namespace. In this case, you are asked if you want to purge the existing data. If you answer **YES**, the option purges the build components in the entry, and then populates the build components by namespace. If you answer **NO**, the option merges all components matching the selected namespaces into the existing build entry; it removes nothing already in the current build entry.

**Table 3. KIDS: Kernel 8.0 component types (listed alphabetically)**

| Component Types           |                         |                  |
|---------------------------|-------------------------|------------------|
| Bulletin                  | HL Logical Link         | Print Template   |
| Dialog                    | HL Lower Level Protocol | Protocol         |
| Form                      | Input Template          | Remote Procedure |
| Function                  | List Template           | Routine          |
| Help Frame                | Mail Group              | Security Key     |
| HL7 Application Parameter | Option                  | Sort Template    |

Figure 27. KIDS: Populating a build entry by namespace

```

Select Edits and Distribution Option: CREATE A BUILD USING NAMESPACE

Select BUILD NAME: ZXGY 1.0
Are you adding 'ZXGY 1.0' as a new BUILD (the 14th)? YES
BUILD PACKAGE FILE LINK: <Enter>

Namespace: ZXG
Namespace: -ZXGI
Namespace: <Enter>

NAMESPACE INCLUDE EXCLUDE

 ZXG ZXGI

OK to continue? YES// <Enter>
...SORRY, LET ME THINK ABOUT THAT A MOMENT...

...Done.

```

Figure 28. KIDS: Copying a build entry

```

Select Edits and Distribution Option: COPY BUILD TO BUILD

Copy FROM what Package: ZXG TEST 1.0
Copy TO what Package: ZXG TEST 1.1
ARE YOU ADDING 'ZXG TEST 1.1' AS A NEW BUILD (THE 5TH)? Y <Enter> (YES)
BUILD PACKAGE FILE LINK: <Enter>

OK to continue? YES// <Enter>
...HMMM, LET ME PUT YOU ON 'HOLD' FOR A SECOND... ...Done.

```

### 14.2.3 Copy Build to Build

You can create a new build entry based on a previous entry using the Copy Build to Build option. With KIDS, you *must* create a new build entry for each new version of a software application. This option gives you a way to quickly copy a previous build entry to a new entry. You can then use the Edit a Build to fine-tune the copied build entry.

If you choose an existing entry to copy into, the option purges the existing entry first before copying into it.

### 14.2.4 Edit a Build

Using the Edit a Build option, you can create new build entries and edit all parts of existing build entries. Edit a Build is a VA FileMan ScreenMan-driven option. There are four main screens in the Edit a Build. The following topics describe in detail each part of a build entry and how you can edit each part.

### 14.2.4.1.1 KIDS Build Screens

KIDS Build Screens are designed in conjunction with the Edit a Build option to help you plan your build entries.

**Table 4. KIDS: Functional layout, Edit a Build**

| Screen   | Build Section                                                                                                                                           | Build Sub-Section                                                                                                                                                                                                                                                                        |
|----------|---------------------------------------------------------------------------------------------------------------------------------------------------------|------------------------------------------------------------------------------------------------------------------------------------------------------------------------------------------------------------------------------------------------------------------------------------------|
| Screen 1 | Build Name<br>Date Distributed<br>Description<br>Environment Check Routine<br>Pre-Install Routine<br>Post-Install Routine<br>Pre-Transportation Routine |                                                                                                                                                                                                                                                                                          |
| Screen 2 | Files and Data                                                                                                                                          | Partial DD Definition<br>Send Data Definition                                                                                                                                                                                                                                            |
| Screen 3 | Build Components                                                                                                                                        | Print Template<br>Sort Template<br>Input Template<br>Form<br>Function<br>Dialog<br>Bulletin<br>Mail Group<br>Help Frame<br>Routine<br>Option<br>Security Key<br>Protocol<br>List Template<br>HL7 Application Parameter<br>HL Lower Level Protocol<br>HL Logical Link<br>Remote Procedure |

| Screen   | Build Section                                                                 | Build Sub-Section |
|----------|-------------------------------------------------------------------------------|-------------------|
| Screen 4 | Install Questions<br>Required Builds<br>Package File Link<br>Package Tracking |                   |

#### 14.2.4.2 Edit a Build: Name & Version, Build Information

When you invoke the Edit a Build option, KIDS loads a four-page ScreenMan form. The first screen of the form lets you edit the following software application settings:

- Name
- Date Distributed
- Description
- Environment Check Routine
- Pre-Install Routine
- Post-Install Routine
- Pre-Transportation Routine

##### 14.2.4.2.1.1 Build Name

The name of a build entry is where KIDS stores both the software application's name and version number. The build name *must* be a software application name, followed by a space and then followed by a version number. This means that every version of a software application requires a separate entry in the BUILD file (#9.6). One way that this is an advantage is that you have a record of the contents of every version of a software application that you export.

**Figure 29. KIDS: Screen 1 of Edit a Build sample**

```

 Edit a Build PAGE 1 OF 5
Name: ZXG Test 1.0 TYPE: SINGLE PACKAGE

 Name: ZXG DEMO 1.0
 Date Distributed: AUG 29,2004
 Description: Delete Routine
 Environment Check Routine: after install
 Pre-Install Routine: ZXGPRE Y/N:
 Post-Install Routine: ZXGPOS Y/N: N
 Pre-Transportation Routine: Y/N: N

COMMAND: Press <PF1>H for help Insert

```

### 14.2.4.3 Edit a Build: Files

The second screen of Edit a Build is where you enter all the files to export with your software application. For each file, you can choose whether or not to send data with the file definition.

#### 14.2.4.3.1 Data Dictionary Update

The installing site is not asked whether they want to override data dictionary updates; data dictionary updates are determined entirely by how the developer exports the file. There are two settings in KIDS you can use to determine whether KIDS should update a file's data dictionary at the installing site:

- **YES**—If you answer **YES** to Update the Data Dictionary, the data dictionary will be updated at the installing site.
- **NO**—If you answer **NO** to Update the Data Dictionary, the only time the data dictionary is updated is if the file does *not* exist on the installing system.

You can enter M code in the Screen to Determine DD Update field. The code should set the value of \$T. If \$T is true, KIDS installs the data dictionary; if \$T=0, KIDS does not. The screen is only executed if the data dictionary already exists on the installing system, however; if the data dictionary does not already exist, the file is installed unconditionally (the screen is not executed). You can use the code in this field,

for example, to examine the target environment to determine whether to update a data dictionary (providing the data dictionary already exists).

#### 14.2.4.3.2 Sending Security Codes

With KIDS, you can specify on a file-by-file basis whether to send security codes. For each file, you can set SEND SECURITY CODE to either **YES** or **NO**.

If you answer **YES** to send security codes, KIDS sends the security codes of the files on the development system. KIDS only updates security codes at the installing site on new files (i.e., files that do not already exist), however. Security codes for a file are *not* updated at the installing site if the file already exists.



**NOTE:** Use VA FileMan's FILESEC^DDMOD API to set the security access codes for an existing file.

**REF:** For more information on the FILESEC^DDMOD API, see Chapter 3 in the *VA FileMan Programmer Manual* located on the VDL at:  
<http://www4.va.gov/vdl/application.asp?appid=5>

**Figure 30. KIDS: Screen 2 of Edit a Build: Selecting files**

```

 Edit a Build PAGE 2 OF 5
Name: ZXG Test 1.0 TYPE: SINGLE PACKAGE

 File List (Name or Number)
NEW PERSON

COMMAND: Press <PF1>H for help Insert

```



**Figure 31. KIDS: Data dictionary and data settings**

```

 Edit a Build PAGE 2 OF 5
Name: ZXG DEMO 1.0 TYPE: SINGLE PACKAGE

 File List (Name or Number)
 DD Export Options

 File: NEW PERSON
 Send Full or Partial DD...: PARTIAL
Update the Data Dictionary: YES Send Security Code: NO
Screen to Determine DD Update
 Data Comes With File...: YES

COMMAND: Press <PF1>H for help Insert

```

#### 14.2.4.3.3 Sending Full or Partial Data Dictionaries

KIDS supports sending out full data dictionaries (the entire file definition), and partial data dictionaries (specified fields in a file).

#### 14.2.4.3.4 Full DD (All Fields)

To send the entire data dictionary, answer FULL at the Send Full or Partial DD prompt. In this case, *all* field definitions are exported. If you are sending data, you *must* export the FULL data dictionary.

#### 14.2.4.3.5 Partial DD (Some Fields)

You can only send a partial DD if the file already exists at the site. If you answer PARTIAL at the "Send Full or Partial DD" prompt, KIDS lets you choose what data dictionary levels to export.

In the Data Dictionary Number popup window (Figure 33), you can select either one of the following types:

- File Number—Top level of the file.
- Multiple—Subdata dictionary number (also known as a subfile). You can export any Multiple, no matter how deep (every Multiple's data dictionary number will be selectable).

#### File Number Level

In the Field Number popup window (Figure 34), if you selected the file number type you can select which fields to export at that data dictionary level:

- **If you do *not* specify any fields, no fields are sent.**
- **If you do specify fields, only the specified fields are sent.** You *cannot* choose any multiples at this data dictionary level.

#### Multiple Level

In the Field Number popup window (Figure 34), if you selected the Multiple (subdata dictionary number) type, you can select which fields to export at that sub-data dictionary level:

- **If you do *not* specify any fields, all fields are sent.** All fields at this level and their descendents will be exported. You *must* do this if the multiple is *new* at the site.
- **If you do specify fields, only the specified fields are sent.**

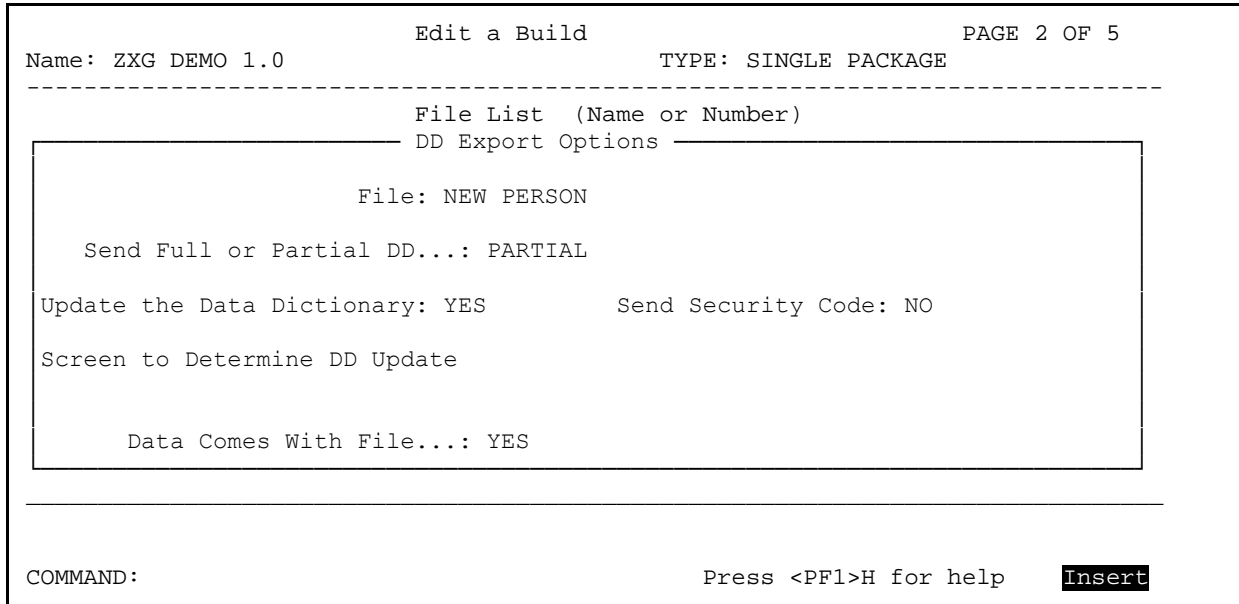
Unlike DIFROM, KIDS does not require sending the .01 field of the file if you send a partial data dictionary.

Whenever you export a multiple, all "parents" of the multiple all the way up to the .01 field of the file *must* exist at the installing site, or else you *must* export all "parents" (higher data dictionary levels) yourself. Otherwise, the multiple will not be installed.

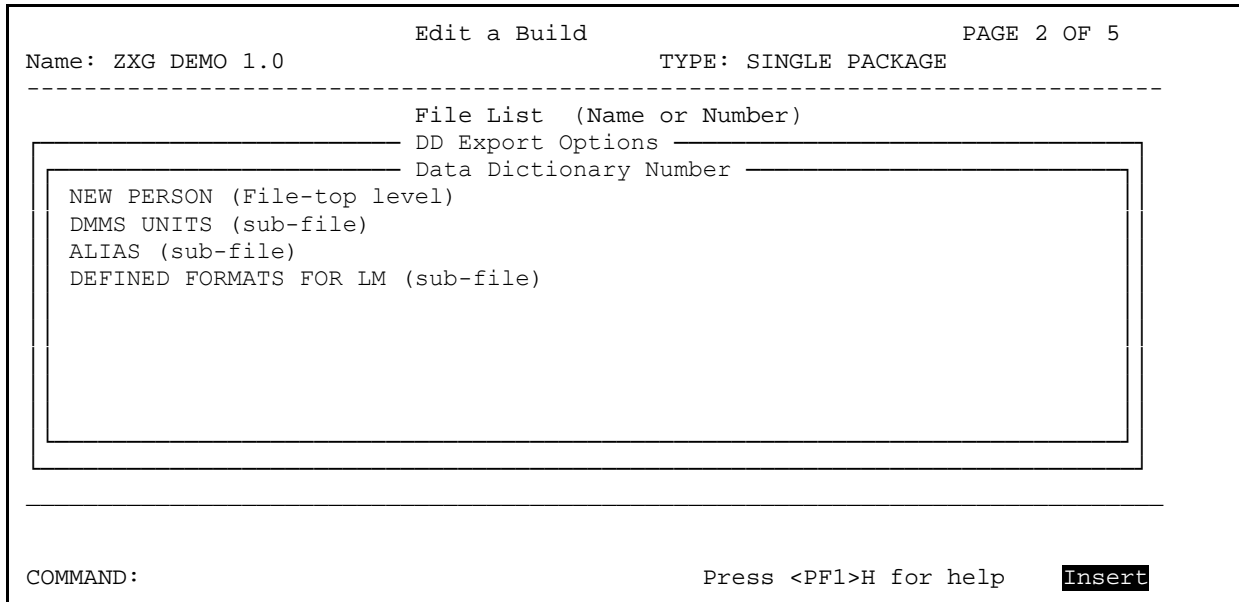


**NOTE:** Certain attributes (Identifiers, "ID" nodes, etc.) are considered file attributes (as opposed to field attributes), and so are sent only when you send a full DD. They are *not* sent with a partial DD.

**Figure 32. KIDS: Data dictionary settings screen—DD Export Options**



**Figure 33. KIDS: Partial DD—Choosing DD levels (top level and Multiple) to send: Data Dictionary Number level**



**Figure 34. KIDS: Partial DD—Choosing DD levels (top level and Multiple) to send: Field Number level**

```

 Edit a Build PAGE 2 OF 5
Name: ZXG DEMO 1.0 TYPE: SINGLE PACKAGE

 File List (Name or Number)
 DD Export Options
 Data Dictionary Number
 Field Number
TEST
COMMAND: Press <PF1>H for help Insert

```

#### 14.2.4.3.6 Choosing What Data to Send with a File

When you send data, you can send all of the data in a file. But KIDS also lets you send a subset of a file's data to installing sites.

In the Screen to Select Data field, you can enter M code to screen data. The M code should set \$T; if \$T is set to 1, the entry is sent, and if \$T is set to 0, the entry is not sent. At the moment your code for the screen is executed, the local variable "Y" is set to the Internal Entry Number (IEN) of the entry being screened, and the M naked indicator is set to the global level @fileroot@(Y,0). Therefore, you can use the values of "Y" and the naked indicator in your screen.

In the Data List field, you can select a search template. The contents of the template will be the entries that are exported.

If you choose both a screen and a search template, the screen is applied to the entries stored in the search template.

**Figure 35. KIDS: Settings for sending data**

```

 Edit a Build PAGE 2 OF 5
Name: ZXG DEMO 1.0 TYPE: SINGLE PACKAGE

 File List (Name or Number)
 DD Export Options
 Data Export Options
 Site's Data: OVERWRITE
Resolve Pointers: YES May User Override Data Update: YES
 Data List:
 Screen to Select Data

COMMAND: Press <PF1>H for help Insert

```

#### 14.2.4.3.7 Determining How Data is Installed at the Receiving Site

When you send data with a file, KIDS gives you several options about how the data is sent. There are four ways KIDS can install file entries at the receiving site:

**Table 5. KIDS: Data installation actions**

| Data Installation Action | Description                                                                                                                                                                                                                                                                                                                                                                                                                                                                                                         |
|--------------------------|---------------------------------------------------------------------------------------------------------------------------------------------------------------------------------------------------------------------------------------------------------------------------------------------------------------------------------------------------------------------------------------------------------------------------------------------------------------------------------------------------------------------|
| ADD ONLY IF NEW FILE     | Installs data at the installing site only if this file is new to the site or if there is no data in this file at the site.                                                                                                                                                                                                                                                                                                                                                                                          |
| MERGE                    | <p>If no matching entry is found, the incoming entry is added. When the incoming entry matches an existing entry on the system, site fields that are non-NULL are preserved. Only NULL fields in a matching site entry are overwritten by incoming values.</p> <p>KIDS does not send out cross-references with the data. When you merge the data, however, KIDS re-indexes and creates new cross-references. Also, when you merge the data, KIDS does <i>not</i> delete the old cross-references for that data.</p> |
| OVERWRITE                | If no matching entry is found, the incoming entry is added. When the incoming entry matches an existing entry on the system, site fields that are non-NULL are overwritten by incoming data. Values in the site's fields are preserved when the incoming field value is NULL, however.                                                                                                                                                                                                                              |
| REPLACE                  | <p>If no matching entry is found, the incoming entry is added. When the incoming entry matches an existing entry at the top level of a file, all fields in the existing entry that are fields in the incoming data dictionary are purged; then field values for the new entry are brought in. Values in fields that are not part of the incoming data dictionary are preserved.</p> <p>KIDS does not send out cross-references with the data. When you replace</p>                                                  |

| Data Installation Action | Description                                                                                                                                                                                                                                                                                                                                                                                                                                                                                                                  |
|--------------------------|------------------------------------------------------------------------------------------------------------------------------------------------------------------------------------------------------------------------------------------------------------------------------------------------------------------------------------------------------------------------------------------------------------------------------------------------------------------------------------------------------------------------------|
|                          | <p>the data, however, KIDS re-indexes and creates new cross-references. Also, when you replace the data, KIDS deletes any old cross-references for that data.</p> <p>With multiples, if the .01 field of an incoming multiple matches the .01 field of an existing multiple, the existing multiple entry is completely purged, and the data from the incoming multiple replaces the current multiple entirely; values for fields in the existing multiple that are not in the incoming data dictionary are not restored.</p> |

You can specify different settings for separate files; within a file, however, all data *must* be installed in one of these four ways.

You can give the installing site the choice of overriding the data update. If you set May User Override Data Update to **YES**, the installing site has the choice of whether to bring in data that has been sent with this file. They are not given the choice of how to install data, however (add only if new file vs. merge vs. **OVERWRITE** vs. **REPLACE**). If you set this field to **NO**, the installing site cannot override bringing in data.

#### 14.2.4.3.8 How KIDS Matches Incoming Entries with Existing Entries

When KIDS installs VA FileMan data, it treats incoming entries differently depending on whether the entry is a new entry for the file *or* the incoming entry matches an existing entry in the file.

KIDS decides if an incoming entry is new or matches an existing entry by checking, in order:

1. The B index of the file or multiple, or the .01 field if there is no B index.
2. The Internal Entry Number (IEN) of the entry (if applicable).
3. The identifiers of the entry (if applicable).

First, KIDS makes a tentative match based on the B index. If there is no B index, KIDS goes through the .01 field entries of the file one-by-one looking for a match.



**NOTE:** The "B" cross-reference holds the name as a subscript. The maximum length of subscripts is defined for each operating system and is stored in the MUMPS OPERATING SYSTEM file (#.7). KIDS uses this length [for example, 63 (default) or 99] as the limit of characters to compare.

If a match (either by the B cross-reference or by the first piece of the zero node) is not found, the incoming entry is considered new and is added to the file. If a match or matches are found, two additional checks are made to determine whether any of the existing entries are a match.

KIDS next checks whether the IENs of any tentatively matched entries are related. If the file has a defined .001 field, the IEN is a meaningful attribute of an entry. In this case, the IENs *must* match. If the input

transform of the .01 field contains DINUM, it operates the same way as a .001 field. If the IEN is meaningful, and no match is found, the incoming entry is considered new and is added to the file.

If the possibility of a match remains after checking IENs, KIDS performs a final check based on identifiers.

A well-designed file uses one or more identifiers to act as key fields, so that each entry is unique with respect to name and identifiers. If identifiers exist on either the target file or the incoming data dictionary, KIDS checks the values of all such identifier fields. The value of each identifier field *must* be the same for the existing entry and the incoming entry to be considered a match. Only the internal value of the identifier field is checked (so if an identifier is a pointer field, problems could result). Only identifiers that have valid field numbers are used in this process.

If there is still more than one matching entry after checking .01 fields, IENs, and identifiers, the lowest numbered entry in the site's file is considered a match for the incoming entry for the file. On the other hand, if no match is found after checking .01 fields, IENs, and identifiers, the entry is considered new and is added to the file.

#### 14.2.4.3.9 Limited Resolution of Pointers

A feature of data export provided by KIDS is resolving pointers. For each file exported with data, you can choose whether to perform pointer resolution on that file's pointer fields (with the exception of .01 fields, identifier fields, and pointer fields pointing to other pointer fields).

KIDS does *not* resolve pointers for .01 fields and identifier fields in files or Multiples, nor fields that point to other pointer fields. KIDS can resolve pointers, however, for all other pointer fields in a given file or Multiple.

When you do not resolve pointers, and the file being installed has pointer fields, data entries for that file are installed with whatever numerical pointer values are in the pointer fields. In which case, there is a good chance that the pointer fields no longer point to the intended entries in the pointed to file.

Resolution of pointers remedies this by exporting the FREE TEXT value of the pointed-to entry. When KIDS has finished installing all files and data entries at the installing site, it begins the process of resolving pointers (if any files are set to have pointers resolved).

For each field in an entry that is a pointer field, KIDS does a lookup in the pointed to file for the FREE TEXT value of the original pointed-to entry. If it finds an exact and unique match, it resolves the original pointer by storing the IEN of the new matching entry in the pointer field. If it cannot find an exact match, because there are no matching entries or there are multiple matching entries, then the pointer field is left blank, and KIDS displays an error message.

Resolution of pointers works with pointed-to entries that are themselves variable pointers. In these cases, it stores the file to which the pointed-to entry was pointing, and then resolves the pointer in the appropriate target file only.

Once all pointers are resolved, KIDS re-indexes each file. Each time KIDS finishes resolving pointer fields in a given file, it re-indexes that file.

#### 14.2.4.3.10 Re-Indexing Files

Once all new data has been added to all files, KIDS re-indexes the files. If any of the files have compiled cross-references, the compiled cross-reference routines are rebuilt. Then, if any data was sent for a file, KIDS re-indexes *all* traditional cross-references, and *all* new-style indexes with an ACTIVITY that contains an "I", for *all* the records in the file. Only the SET logic is executed.

#### 14.2.4.3.11 Data Dictionary Cleanup

If you change the definition of a field or remove a cross-reference, you *must* delete the field or cross-reference, or otherwise clean it up on the target account during the Pre-install routine. You *must* completely purge the target site's data dictionary of the old field definition, even if you are re-using the same node and piece for a new field. This cleanup ensures that the data dictionary will not end up with an inconsistent structure after the installation.

You no longer need to clean up WORD PROCESSING fields in the data dictionary, however. Before KIDS, updated data dictionary field attributes stored in WORD PROCESSING fields (e.g., field description or technical description) did not completely overwrite a pre-existing attribute when installed. If the incoming value had fewer lines than the pre-existing one, the install of the data dictionary did not delete the surplus lines automatically; this deletion had to be done in the pre-install. KIDS, on the other hand, completely replaces the values of WORD PROCESSING fields in data dictionaries.

#### 14.2.4.4 Edit a Build: Components

In the third screen in the Edit a Build option, you can select the components of a software application to include in the build.

KIDS lets you enter an explicit list of components for each component type. You are not restricted by namespace. You can select items for each type of component simply by choosing them. Items can also be selected with the asterisk (\*) wildcard and the exclusion sign.

With most component types, the permissible installation actions are:

- SEND TO SITE
- DELETE AT SITE

Some component types, however, have additional installation actions available; the special cases are discussed on the following pages.



**REF:** For a list of Kernel component types, see Table 3 in this chapter.



Figure 36. KIDS: Screen 3 of Edit a Build: Components

```

 Edit a Build PAGE 3 OF 5
Name: ZXG DEMO 1.0 TYPE: SINGLE PACKAGE

 Build Components

PRINT TEMPLATE (0)
SORT TEMPLATE (0)
INPUT TEMPLATE (0)
FORM (0)
FUNCTION (0)
DIALOG (0)
BULLETIN (0)
MAIL GROUP (0)
HELP FRAME (0)
ROUTINE (0)
OPTION (0)
SECURITY KEY (0)
PROTOCOL (0)
LIST TEMPLATE (0)
HL7 APPLICATION PARAMETE (0)
HL LOWER LEVEL PROTOCOL (0)
HL LOGICAL LINK (0)
REMOTE PROCEDURE (0)

COMMAND: Press <PF1>H for help Insert

```



**NOTE:** This is an expanded view of this screen in order to show you all of the currently available component types. You will have to scroll through the list in order to see all of the available types.

#### 14.2.4.5 Edit a Build: Options and Protocols

Menus and Protocols are similar to other component types, except for menus and protocols, which have more than the standard SEND TO SITE and DELETE AT SITE installation actions.



**NOTE:** Beginning with Kernel 8.0, you can no longer send out an option with an attached scheduling frequency. Scheduling of options was moved out of the OPTION file (#19) and into the OPTION SCHEDULING file (#19.2). One advantage to this is that a developer's scheduling settings will no longer overwrite a site's scheduling settings.

To indicate to the site that an option should be scheduled regularly, you should fill in the SCHEDULING RECOMMENDED field for the option. You can enter **YES**, **NO**, or **STARTUP**. This indicates to the site whether they should regularly schedule the option or not. You should list the actual frequency you recommend in the option's description. The site can then use the TaskMan option Print Recommended for Queuing Options to list all options that developers have recommended scheduling.

**Table 6. KIDS: Option and protocol installation actions**

| Option/Protocol Installation Action | Description                                                                                                                                                                                                                                                                                                                                                                                                                                                                     |
|-------------------------------------|---------------------------------------------------------------------------------------------------------------------------------------------------------------------------------------------------------------------------------------------------------------------------------------------------------------------------------------------------------------------------------------------------------------------------------------------------------------------------------|
| SEND TO SITE                        | Menu or protocol is installed at the site; any existing version already at the site is completely purged beforehand.                                                                                                                                                                                                                                                                                                                                                            |
| DELETE AT SITE                      | Menu or protocol is deleted at site.                                                                                                                                                                                                                                                                                                                                                                                                                                            |
| USE AS LINK FOR MENU ITEMS          | Designates a menu or protocol to be used as a link. The menu or protocol is not exported to the site; instead, its name is sent so that any item you link to it as a menu item or protocol (and send) becomes a sub-item on the corresponding menu or protocol at the site. KIDS does <i>not</i> disable options and protocols that have an Action of USE AS LINK FOR MENU ITEMS.                                                                                               |
| MERGE MENU ITEMS                    | All fields in the menu or protocol except for items are purged and replaced by the incoming values for those fields. Any items at the site that do not match incoming items are left as is. Any items that do match incoming items are completely replaced by the incoming items.<br><br>The advantage with this action is that it preserves locally added items at the site. The disadvantage is that if you have removed items, the removed items are not purged at the site. |
| ATTACH TO MENU                      | Designates an option or protocol, not exported to the site, to be attached to a menu that is exported. This is used when a menu is sent by KIDS to a site and the developer wants the local option or protocol attached to the menu. The option or protocol is not exported to the site; instead, its name is sent and the local option or protocol becomes a sub-item on the menu that is sent.                                                                                |
| DISABLE DURING INSTALL              | Designates an option or protocol that is not exported to be disabled during the KIDS install process.                                                                                                                                                                                                                                                                                                                                                                           |

#### 14.2.4.6 Edit a Build: Routines

Routine selection is done based on pointers to entries in the ROUTINE file (#9.8), but this file is not automatically updated when programs are saved and deleted on an M system. So before adding routines to a build entry, you should run KIDS' Update Routine File option. Be sure to update all the routines and routine namespaces that you will need to select for your build.

When selecting routines for the build, you can select individual routines by typing in their individual names. You can select a namespace group of routines by using the \* wildcard. For example, to include all routines in the namespace XQ, type in XQ\*. You can exclude routines by inserting the - exclusion sign before either a single name or a wild-carded namespace. For example, to exclude all routines in the XQI namespace, type -XQI\*.

For each routine, you can choose one of two actions:

- SEND TO SITE (default)
- DELETE AT SITE

The default action is SEND TO SITE. If you choose DELETE AT SITE, the routine will be deleted at the installing site.

Installers of KIDS software applications have a choice to update routines across multiple CPUs. If they choose to do this, routines will be installed (or deleted) across all CPUs the site selects. KIDS will display various status messages while each CPU is updated. Sites cannot automatically install routines in the site's manager accounts, however; you still *must* instruct the site to manually install any routine that goes in the manager's account.

**Figure 37. KIDS: Choosing routines**

```

Edit a Build PAGE 2 OF 5
Name: ZXG DEMO 1.0 TYPE: SINGLE PACKAGE

BUILD COMPONENTS
 ROUTINE
+XQSRV4 SEND TO SITE
XQSTCK DELETE AT SITE
XQT SEND TO SITE
XQT1 SEND TO SITE
XQT2 SEND TO SITE
XQT3 SEND TO SITE
XQT4 SEND TO SITE
XQTOC SEND TO SITE
XQUSR SEND TO SITE
COMMAND: Press <PF1>H for help Insert

```

#### 14.2.4.7 Edit a Build: Dialog Entries (DIALOG File [#.84])

VA FileMan supports the capability for other software applications to store their dialog in the VA FileMan DIALOG file. Some advantages to using the DIALOG file (#.84) for user interaction include:

- Separating user interaction from other program functionality. This is a helpful step for creating GUI interfaces.
- Reusing dialog. When dialog is stored in the DIALOG file (#.84), it can be re-used.
- Easily generating software application error lists. If error lists are stored in DIALOG file (#.84), there is a single point of access to print a complete list of errors.
- Implementing alternate language interfaces. Multiple language versions of a dialog can be exported; also, entries for one language's set of dialogs can be swapped with entries for another language's set of dialogs.

KIDS allows you to export entries your software application maintains in the DIALOG file (#.84). Simply select which DIALOG entries you want to include in your software application, as you would for any

other software application component, and choose an installation action for each item (the default is SEND TO SITE, the other permissible choice is DELETE AT SITE).



**REF:** For more information on using the DIALOG file (#.84), see the *VA FileMan Programmer Manual*.

#### 14.2.4.8 Edit a Build: Forms

You do not need to select which blocks to send when you send VA FileMan ScreenMan forms. You only need to select the form; KIDS sends all blocks associated with a form once you have chosen the form.

#### 14.2.4.9 Edit a Build: Templates

When you select print, sort, or input templates, KIDS appends the file number to the name of the template. This ensures that a unique entry exists for each template (since two templates of the same name could exist for two different files).

**Figure 38. KIDS: Selecting templates**

```

 Edit a Build PAGE 2 OF 5
Name: ZXG DEMO 1.0 TYPE: SINGLE PACKAGE

 BUILD COMPONENTS
 PRINT TEMPLATE

+XUSER LIST FILE #200 SEND TO SITE
XUSERINQ FILE #200 SEND TO SITE
XUSERVER DISPLAY FILE #19.081 SEND TO SITE
XUSERVER HEADER FILE #19.081 SEND TO SITE
XUUF AA FILE #3.05 SEND TO SITE
XUUF AAH FILE #3.05 SEND TO SITE
XUUSEROP TH FILE #19.081 SEND TO SITE
XUUSEROP TP FILE #19.081 SEND TO SITE

COMMAND: Press <PF1>H for help Insert

```

## 14.2.5 Transporting a Distribution

Once you have created a build entry and added all of the files and components you want to export, you are ready to export your software application. KIDS uses a transport global as the mechanism to move data. INIT routines are no longer the transport mechanism (which removes the old restrictions on the amount of data you can export). Transport globals can then be written to distributions, which are HFS files. Use the TRANSPORT option to generate transport globals and create distributions.

Depending on how you answer the questions in this option, the transport globals this option generates can be stored in:

- A distribution, which is then ready to export as a Host file.
- A PackMan message (to be sent over the network).
- The ^XTMP global on your local system.

If you choose to transport the distribution via a Host file enter HF after the "Transport through (HF)Host File or (PM)PackMan:" prompt and enter a Host file name after the "Enter a Host File" prompt. The option creates transport globals and puts them in the distribution (HFS file) that you specify.

**Figure 39. KIDS: Transport a Distribution option—Creating a distribution sample user dialogue**

```
Select Edits and Distribution Option: TRANSPORT A DISTRIBUTION

Enter the Package Names to be transported. The order in which
they are entered will be the order in which they are installed.

First Package Name: ZXG DEMO 1.0
Another Package Name: ZXG TEST 1.0
Another Package Name: <Enter>

ORDER PACKAGE
 1 ZXG DEMO 1.0
 2 ZXG TEST 1.0

OK to continue? NO// YES
Transport through (HF)Host File or (PM)PackMan: HF <Enter> Host File

Enter a Host File: ZXG_EXPT.DAT
Header Comment: EXPORT OF ZXG PACKAGE

 ZXG DEMO 1.0...
 ZXG TEST 1.0...

Package Transported Successfully

Select Edits and Distribution Option:
```

If you do not enter a Host file name, KIDS creates the transport globals and stores them in your local ^XTMP global, but does not WRITE them to a distribution file.

If you have previously created a transport global for this software application in the ^XTMP global and it still exists, KIDS asks you if you want to use what was already generated or if you want to re-generate the transport globals instead.

If you want the distribution sent via a PackMan message enter PM after the "Transport through (HF)Host File or (PM)PackMan:" prompt. You can only send *one* transport global per PackMan message, however.

**Figure 40. KIDS: Transport a Distribution option—Sending via network (PackMan message) sample user dialogue**

```

Select Edits and Distribution Option: TRANSPORT A DISTRIBUTION

Enter the Package Names to be transported. The order in which
they are entered will be the order in which they are installed.

First Package Name: TEST 1.1
Another Package Name: <Enter>

ORDER PACKAGE
 1 TEST 1.1

OK to continue? NO// YES
Transport through (HF)Host File or (PM)PackMan: PM <Enter> PackMan

 TEST 1.1...
No Package File Link
Subject: TEST
Please enter description of Packman Message

TEST

Created by XUUSER,FIVE at KERNEL.ISC-SF.VA.GOV (KIDS) on MONDAY, 10/07/96 at
15:21
Do you wish to secure this message? No// ?

If you answer yes, this message will be secured to insure that
what you send is what is actually received.
Do you wish to secure this message? No// Y <Enter> (Yes)
Enter the scramble hint: THIS IS A HINT
Enter scramble password:
Securing the message, now. This may take a while !!!

Send mail to: XUUSER,FIVE Last used MailMan: 04 Oct 96 15:28
Select basket to send to: IN// <Enter>
And send to: <Enter>

```

**The password entered is not echoed back.**

### 14.2.5.1 When to Transport More than One Transport Global in a Distribution

If several software applications are unrelated, they should be sent as separate distributions. This gives the installing site optimum flexibility to decide when to do each installation.

If a group of software applications is to be installed together, however, and if there are dependencies between the software applications, sending the software applications together in one distribution can give you more control over how the group of software applications is installed. If in some cases only software applications A and B should be installed, and in other situations only software applications A and C should be installed, and you can do the determination yourself (in each software application's environment check routine), sending the group of software applications in a single distribution lets you control which software applications in the distribution actually are installed.

When you are using PackMan messages to send your software application (rather than using a distribution), you are limited to sending only one transport global per PackMan message.

### 14.2.5.2 Multi-Package Builds

Multi-Package builds contain a list of other builds and lists their installation order. A Multi-Package build will transport this list of builds (template or meta-build).

**Figure 41. KIDS: Multi-package builds sample**

```

 Edit a Build PAGE 1 OF 5
Name: TEST 3.0 TYPE: MULTI-PACKAGE

 Name: TEST 3.0
 Date Distributed: OCT 9,2004
 Description:

Install Order Packages or Patches
 1 TEST 1.0
 2 TEST 1.1

COMMAND: Press <PF1>H for help Insert

```

### 14.2.5.3 Exporting Globals with KIDS

KIDS in Kernel 8.0 supports the installation of global distributions (distributions that export globals). KIDS now supports the creation of global distributions by developers. Any number of globals can be included in a build. You are given the opportunity to run an environment check before installing the global and post-install routines after installing the globals. You also are given the choice of KILLing globals prior to installing new globals at a site. If you answer **NO** to this question, the global is merged with any previously installed global at the site.



**REF:** For more information on global distributions, see the "KIDS: System Management—Installations" chapter in the *Kernel Systems Management Guide*.

**Figure 42. KIDS: Exporting global distributions sample**

```

 Edit a Build PAGE 1 OF 5
Name: TEST 5.0 TYPE: GLOBAL PACKAGE

 Name: TEST 5.0
 Date Distributed: OCT 9,2004
 Description:
Environment Check Rtn.: Post-Install Rtn.:
Globals Kill Global Before Install?
TMP(100) NO

COMMAND: Press <PF1>H for help Insert

```

### 14.2.6 Creating Transport Globals that Install Efficiently

There are some choices you can make when designing your build entries, to make your transport globals install efficiently at the receiving site. In particular, you can improve the efficiency of exporting data entries using KIDS:

- When exporting data, you can use the ADD IF NEW option to only add entries if the file did not exist prior to the installation. Data is only added if the file is created by the installation. You can use this option to avoid re-exporting data for static files.
- When exporting data, send only the data you need to (KIDS no longer forces you to send all data in a file when you only need to send some of the data). You can select a subset of data to send by using a screen, a search template, or both a screen and a search template.
- When exporting data, resolve pointers only if necessary, because resolving pointers adds significant overhead to the process of loading data entries.



## 14.3 Advanced Build Techniques

The previous topics in this chapter introduced KIDS from the developer's perspective, describing the basics of how to create build entries and how to transport distributions. This chapter describes advanced build techniques that developers can use when creating builds. The following subjects are covered:

- Environment Check Routine
- PRE-TRANSPORTATION ROUTINE field (#900)
- Pre- and Post-Install Routines: Special Features
- Edit a Build—Screen 4
- How to Ask Installation Questions
- Using Checkpoints (Pre- and Post-Install Routines)
- Required Builds
- Package File Link
- Track Package Nationally
- Alpha/Beta Tracking

### 14.3.1 Environment Check Routine

KIDS, like DIFROM, lets you specify an environment check routine. Typically, the environment check routine looks at the installing system and determines whether it's appropriate to install the software application, based on conditions on the installing site's current system or environment.

You are not required to specify an environment check in order for your software application to be installed. If, however, you have some special checks that you want to make to decide whether it is appropriate to go ahead with the installation, the environment check routine is the place to do it.

KIDS lets you specify the name of the environment check routine in screen one of EDIT A BUILD (Figure 47). Any routine that is specified will be automatically sent by KIDS. You do not have to list the routine in the Build Components section (Figure 36).

#### 14.3.1.1 Self-Contained Routine

The environment check routine itself *must* be a single, self-contained routine, because it is the only routine from your build that will be loaded on the installing site's system at the time it is executed by KIDS. Based on what you find out about the installing system during the environment check, you can tell KIDS to continue installing the software application, abort installing the software application, or abort installing all software applications (transport globals) in the distribution.

Although output during the pre-install and post-install should be done with the MES^XPDUTL(): Output a Message and BMES^XPDUTL(): Output a Message with Blank Line APIs, during the environment check routine you should use direct READs and WRITEs.

### 14.3.1.2 Environment Check is Run Twice

KIDS runs the environment check routine twice. It runs the environment check routine first when the installer loads the transport global from the distribution (with the Load a Distribution option).

KIDS runs the environment check a second time when the user runs the Install Package(s) option [XPD INSTALL BUILD] to install the software applications in the loaded distribution.

The KIDS key variable XPDENV indicates in which phase (load or install) the environment check is running.



**REF:** For more information on XPDENV, see the "Key Variables during Environment Check" topic that follows.

### 14.3.1.3 Key Variables during Environment Check

**Table 7. KIDS: Key variables during the environment check**

| Variable     | Description                                                                                                                                                                                                                                                                                                                                                                                                                                                        |
|--------------|--------------------------------------------------------------------------------------------------------------------------------------------------------------------------------------------------------------------------------------------------------------------------------------------------------------------------------------------------------------------------------------------------------------------------------------------------------------------|
| XPDNM        | The KIDS key variable XPDNM is available during the environment check, as well as during the pre- and post-install phases of a KIDS installation. XPDNM is set to the name of the transport global currently being installed. It is in the format of the .01 field of the software application's BUILD file (#9.6) entry, which is software application name, concatenated with a space, concatenated with version number.                                         |
| XPDNM("TST") | Released with Kernel Patch XU*8.0*559, the XPDNM("TST") variable is available during the pre- and post-install and environment check phases of a KIDS installation. XPDNM("TST") is set to one of the following values: <ul style="list-style-type: none"> <li>• Test Number—If build is a patch and the National Patch Module (NPM) created a test number.</li> <li>• Null.</li> </ul>                                                                            |
| XPDNM("SEQ") | Released with Kernel Patch XU*8.0*559, the XPDNM("SEQ") variable is available during the pre- and post-install and environment check phases of a KIDS installation. XPDNM("SEQ") is set to one of the following values: <ul style="list-style-type: none"> <li>• Sequence Number—If build is a patch and the National Patch Module (NPM) created a sequence number.</li> <li>• Null.</li> </ul>                                                                    |
| XPDENV       | The KIDS key variable XPDENV is available during the environment check only. It can have the following values: <ul style="list-style-type: none"> <li>• 1—The environment check is being run by the KIDS Install Package(s) option.</li> <li>• 0—The environment check is being run by the KIDS Load a Distribution option.</li> </ul> <p>You can use XPDENV if, for example, there is a check that is valid to perform at install time, but not at load time.</p> |

| Variable | Description                                                                                                                                                                                                                                                    |
|----------|----------------------------------------------------------------------------------------------------------------------------------------------------------------------------------------------------------------------------------------------------------------|
| DIFROM   | For the purpose of backward compatibility, the variable DIFROM is available during the environment check, as well as during the pre- and post-install phases of a KIDS installation. DIFROM is set to the version number of the incoming software application. |

#### 14.3.1.4 Package Version vs. Installing Version

KIDS provides several functions that you can use during the environment check to compare version numbers of the current software application at the site to the incoming transport global:

- `$$VER^XPDUTL`
- `$$VERSION^XPDUTL`



**REF:** For more on these APIs, see the "Application Program Interface (API)" topic in this chapter.

#### 14.3.1.5 Telling KIDS to Skip Installing or Delete a Routine

During the environment check, you can tell KIDS to skip installing any routine, and change a routine's installation status to delete at site.

For example, suppose you have one version of a routine for GT.M sites and one version for Caché sites. Based on the type of system your environment check finds, you can use the `$$RTNUP^XPDUTL()`: Update Routine Action function to tell KIDS which routines to skip installing.

#### 14.3.1.6 Verifying Patch Installation

During the environment check, you can tell KIDS to verify that a particular patch has been installed on a system prior to the installation of your software application.

For example, if your software application is dependent on a particular patch being installed, you can use the `$$PATCH^XPDUTL()`: Verify Patch Installation function to have KIDS alert the user that a required patch is not installed on their system.

#### 14.3.1.7 Aborting Installations During the Environment Check

In the environment check, you can decide whether an installation should continue or stop, or whether the installation of all transport globals in the distribution should be aborted.

When you abort the installation of a transport global by setting `XPDQUIT` or `XPDABORT`, KIDS outputs a message to the effect that a particular transport global in the installation is being aborted. You should also issue your own message when aborting an installation, however, to give the site some diagnostic information as to why you have chosen to abort the install.

The following table lists ways you can ask KIDS to continue or abort an installation, based on the conclusions of your environment check routine:

**Table 8. KIDS: Actions based on environment check conclusions**

| KIDS Desired Action<br>(Based on Environment Check Conclusions)                       | How to Tell KIDS to Take Action |
|---------------------------------------------------------------------------------------|---------------------------------|
| OK to install this transport global.                                                  | (Take no action)                |
| Do not install this transport global and KILL it from ^XTMP.                          | >S XPDQUIT =1                   |
| Do not install this transport global but leave it in ^XTMP.                           | >S XPDQUIT=2                    |
| Abort another transport global named pkg_name in distribution and KILL it from ^XTMP. | >S XPDQUIT(pkg_name)=1          |
| Abort another transport global named pkg_name in distribution but leave it in ^XTMP.  | >S XPDQUIT(pkg_name)=2          |
| Abort all transport globals in distribution and KILL them from ^XTMP.                 | >S XPDABORT=1                   |
| Abort all transport globals in distribution but leave them in ^XTMP.                  | >S XPDABORT=2                   |



**NOTE:** It is recommended that you use XPDQUIT when you have a distribution that contains multiple builds and you only want to selectively install a portion of it. Use the XPDABORT to abort the entire installation of a distribution.

### 14.3.1.8 Controlling the Queuing of the Install Prompt

By default, KIDS allows the installer to run in the future. It does this by allowing the installer to enter "Q" at the device prompt. If the XPDNOQUE variable is set to 1, then the installer will see the following prompt and *not* be allowed to enter "Q":

**Figure 43. KIDS: Dialog when the XPDNOQUE variable is set to disable queuing**

```
Enter the Device you want to print the Install messages.
Enter a '^' to abort the install.

DEVICE: HOME//
```

### 14.3.1.9 Controlling the Disable Options/Protocols Prompt

By default, KIDS asks the following question during KIDS installations:

**Figure 44. KIDS: "DISABLE" default prompt during installations**

```
Want to DISABLE Scheduled Options, Options, and Protocols? YES//
```

You can control the way this question is asked by defining the array `XPDDIQ("XPZ1")` during the environment check. The environment check runs once during the installation and prompts the user if it should run during the load. Setting this array only has an effect during the installation. Therefore, you may want to define the array only when `XPDENV=1`. You can use this array as follows (each node is optional):

**Table 9. KIDS: Installation—XPDDIQ array sample**

| Array Node                      | Description                                                                                                                                                                    |
|---------------------------------|--------------------------------------------------------------------------------------------------------------------------------------------------------------------------------|
| <code>XPDDIQ("XPZ1")</code>     | (optional) Set to zero ( <b>0</b> ) to force answer to <b>NO</b> or set to <b>1</b> to force answer to <b>YES</b> . When this node is set, the site is not asked the question. |
| <code>XPDDIQ("XPZ1","A")</code> | (optional) Replace the default question prompt with the value of this node.                                                                                                    |
| <code>XPDDIQ("XPZ1","B")</code> | (optional) Set to new default answer in external form ( <b>YES</b> or <b>NO</b> ).                                                                                             |

### 14.3.1.10 Controlling the Move Routines to Other CPUs Prompt

By default, KIDS asks the following question during KIDS installations:

**Figure 45. KIDS : "MOVE routines" default prompt during installations**

```
Want to MOVE routines to other CPUs? NO//
```

You can control the way this question is asked by defining the array XPDDIQ("XPZ2") during the environment check. The environment check runs twice (once during load and once during installation), but setting this array only has an effect during the installation. Therefore, you may want to define the array only when XPDENV=1. You can use this array as follows (each node is optional):

**Table 10. KIDS: Environment Check—XPDDIQ array sample**

| Array Node         | Description                                                                                                                                                                  |
|--------------------|------------------------------------------------------------------------------------------------------------------------------------------------------------------------------|
| XPDDIQ("XPZ2")     | (optional) Set to zero ( <b>0</b> ) to force answer to <b>NO</b> , or set to <b>1</b> to force answer to <b>YES</b> . When this node is set, the question will not be asked. |
| XPDDIQ("XPZ2","A") | (optional) Replace the default question prompt with the value of this node.                                                                                                  |
| XPDDIQ("XPZ2","B") | (optional) Set to new default answer in external form ( <b>YES</b> or <b>NO</b> ).                                                                                           |

**Figure 46. KIDS: Environment Check routine sample**

```

ZZUSER1 ;SFISC/RWF - CHECK TO SEE IF OK TO LOAD ; 8 Sep 94 10:39
 ;;8.0T13;KERNEL;;Aug 01, 1994
 N Y
 I $$($D(DUZ)[0:1,$D(DUZ(0))[0:1,'DUZ:1,1:0] W !!,*7,">> DUZ and DUZ(0) must be
defined as an active user to initialize." S XPDQUIT=2
 I $D(^DD(200,0))[0,XPDNM]'["VIRGIN INSTALL" W !!, "You need to install the
KERNEL - VIRGIN INSTALL 8.0 package, instead of this package!!" G ABRT
 ;check for Toolkit 7.3
 I $$VERSION^XPDUTL("XT")<7.3 W !!, "You need Toolkit 7.3 installed!" G ABRT
 ;
 W !, "I'm checking to see if it is OK to install KERNEL v", $P($T(+2), ";", 3), "
in this account.", !
 W !!, "Checking the %ZOSV routine" D GETENV^%ZOSV
 I $P(Y, "^", 4)="" W !, "The %ZOSV routine isn't current.", !, "Check the second
line of the routine, or your routine map table." S XPDQUIT=2
 ;must have Kernel 7.1
 S Y=$$VERSION^XPDUTL("XU") G:Y<7.1 OLD
 ;Test Access to % globals, only check during install
 D:$G(XPDENV) GBLOK
 I '$G(XPDQUIT) W !!, "Everything looks OK, Lets continue.", !
 Q
 ;
OLD W !!,*7,"It looks like you currently have version ",Y," of KERNEL installed."
W !,*7,"You must first install KERNEL v7.1 before this version can be
installed.", !
 ;abort install, delete transport global
ABRT S XPDQUIT=1
 Q
 ;
GBLOK ;Check to see if we have WRITE access to needed globals.
 W !, "Now to check protection on GLOBALS.", !, "If you get an ERROR, you need to
add WRITE access to that global.", !
 F Y="^%ZIS", "^%ZISL", "^%ZTER", "^%ZUA" W !, "Checking ",Y S @(Y_="$G("_Y_")")
 Q

```

### 14.3.2 PRE-TRANSPORTATION ROUTINE field (#900)

The PRE-TRANSPORTATION ROUTINE field (#900) in the BUILD file (#9.6) contains a [TAG^]ROUTINE that is run during the transportation process for the Build. This allows developers to populate the transport global using the XPDGREF variable.

Developers can put information in the KIDS Transport Global, which can be used by the Pre-install, Environment Check, and/or Post-install routines. KIDS runs the [TAG^]ROUTINE in the field PRE-TRANSPORTATION ROUTINE during the transport process. This routine can use the XPDGREF variable to set nodes in the transport global. For example, enter the following at the programmer prompt:  
`>S @XPDGREF@("My Namespace",1)="Information I need during install"`

During the install process, in the Pre-install, Environment Check, and/or Post-install routines, the developer can retrieve the data by using the same variable, XPDGREF. Since these nodes are part of the transport global, they are removed when the install is completed.

**Figure 47. KIDS: PRE-TRANSPORTATION ROUTINE field sample**

```

 Edit a Build PAGE 1 OF 4
Name: TEST 4.0 TYPE: SINGLE PACKAGE

 Name: TEST 4.0
 Date Distributed: OCT 9,2004
 Description:
Environment Check Routine:
 Pre-Install Routine:
 Post-Install Routine:
Pre-Transportation Routine: TAG^ROUTINE

COMMAND Press PF1H for help Insert

```

### 14.3.3 Pre- and Post-Install Routines: Special Features

KIDS, like DIFROM, lets you specify pre-install and post-install routines. Typically, the pre- and post-install routines are used to perform pre-install and post-install conversions. This topic describes how to use pre- and post-install routines with KIDS installations.

Pre- and post-routines are optional; you are not required to specify them in order for your software application to be installed. If, however, you have some special actions you want to take, either before or after your installation, the pre- and post-install routines are the places to do it.

KIDS lets you specify the names for pre- and post-install routines in screen one of EDIT A BUILD (Figure 47). Any routine that is specified will be automatically sent by KIDS. You do not have to list the routine in the Build Components section (Figure 36).

Two functions can be called during the install process to disable or enable an option or protocol:

- `$$OPTDE^XPDUTL()`: Disable/Enable an Option
- `$$PRODE^XPDUTL()`: Disable/Enable a Protocol

Do not set up variables during the pre-install for use during the installation or the post-install, because these variables will be lost if the installation aborts midway through and then is restarted by the site using the restart option.

You can reference any routine exported in your build, since all routines with a SEND TO SITE action are installed by the time the pre- and post-install routines run.

#### 14.3.3.1 Aborting an Installation During the Pre-Install Routine

You can abort an installation during the pre-install routine by setting the XPDABORT variable to 1 and quitting. This is exactly as if the installing site pressed `<CTRL>C`, in the sense that no cleanup is done; options are left disabled. KIDS prints one message to the effect that the install aborted in the pre-install program. If you abort an installation in this manner, you need to tell the site what to do to either re-start the installation or clean up the system from the state it was left in.

#### 14.3.3.2 Setting a File's Package Revision Data Node (Post-Install)

A new Package Revision Data node can now be updated during the *post*-install. This node is located in `^DD(filename,0,"VRRV")`. It is defined by the developer who distributes the software application and may contain patch or revision information regarding the file. `$$GET1^DID` can be used to retrieve the content of the node and `PRD^DILFD` is used to update the node.



**REF:** For more information, see the *VA FileMan Programmer Manual*.



### 14.3.3.3 Key Variables during Pre- and Post-Install Routines

Table 11. KIDS: Key variables during the pre- and post-install routines

| Variable     | Description                                                                                                                                                                                                                                                                                                                                                                                     |
|--------------|-------------------------------------------------------------------------------------------------------------------------------------------------------------------------------------------------------------------------------------------------------------------------------------------------------------------------------------------------------------------------------------------------|
| XPDNM        | The KIDS key variable XPDNM is available during the pre- and post-install and environment check phases of a KIDS installation. XPDNM is set to the name of the build currently being installed. It is in the format of the .01 field of the software application's BUILD file (#9.6) entry, which is software application name, concatenated with a space, concatenated with version number.    |
| XPDNM("TST") | Released with Kernel Patch XU*8.0*559, the XPDNM("TST") variable is available during the pre- and post-install and environment check phases of a KIDS installation. XPDNM("TST") is set to one of the following values: <ul style="list-style-type: none"> <li>• Test Number—If build is a patch and the National Patch Module (NPM) created a test number.</li> <li>• Null.</li> </ul>         |
| XPDNM("SEQ") | Released with Kernel Patch XU*8.0*559, the XPDNM("SEQ") variable is available during the pre- and post-install and environment check phases of a KIDS installation. XPDNM("SEQ") is set to one of the following values: <ul style="list-style-type: none"> <li>• Sequence Number—If build is a patch and the National Patch Module (NPM) created a sequence number.</li> <li>• Null.</li> </ul> |
| DIFROM       | For the purpose of backward compatibility, the variable DIFROM is available during the pre- and post-install (as well as environment check) phases of a KIDS installation. DIFROM is set to the version number of the incoming software application.                                                                                                                                            |
| ZTQUEUED     | If the ZTQUEUED variable is present, you know that you are running as a queued installation. If ZTQUEUED is not present, you know that the installer chose to run the installation directly instead of queuing it.                                                                                                                                                                              |

### 14.3.3.4 NEW the DIFROM Variable When Calling MailMan

You are free to use the MailMan API to send mail messages during pre- and post-install routines (provided MailMan exists on the target system). Make sure that you **NEW** the DIFROM variable before calling any of the MailMan APIs, however. MailMan APIs can terminate prematurely if the DIFROM variable is present because the DIFROM variable has a special meaning within MailMan.

### 14.3.3.5 Update the Status Bar During Pre- and Post-Install Routines

During the installation, if the device selected for output is a VT100-compatible (or higher) terminal, KIDS displays the installation output in a virtual window on the terminal. Below the virtual window, a progress bar graphically illustrates the percentage complete that the current part of the installation has reached. KIDS resets the status bar prior to the Pre- and Post-install routines.



**REF:** For more information on the status (progress) bar, see the "Installation Progress" topic in the "KIDS Systems Management Installations" chapter in the *Kernel Systems Management Guide*.

You can provide a similar status bar for users in the Pre- and Post Install by doing the following:

1. SET XPDIDTOT=total number of items.
2. DO UPDATE^XPDID(current number of items). This moves the status bar.

For example, if you were converting 100 records and want to update the user every time you have completed 10% of the records you would enter the following at the programmer prompt:

```
>SET XPDIDTOT=100
>F%=1:1:100 D CONVERT I'(%#10) D UPDATE^XPDID(%)
```

If you wish to display a status bar at various intervals throughout your Pre or Post-install routines, you should reset the status bar. To reset the status bar enter the following at the programmer prompt:

```
>SET XPDIDTOT=0
>D UPDATE^XPDID(0)
```

### 14.3.4 Edit a Build—Screen 4

Screen four of the EDIT A BUILD option is where you can set up the install questions, any required builds, PACKAGE file (#9.4) links, and tracking software application information for a build.

**Figure 48. KIDS: Screen 4 of Edit a Build sample**

```

 Edit a Build PAGE 4 OF 5
Name: TEST 1.0 TYPE: SINGLE PACKAGE

 Install Questions
 Required Builds
 Package File Link...: TEST
 Track Package Nationally: NO

COMMAND: Press <PF1>H for help Insert

```

### 14.3.5 How to Ask Installation Questions

You are not required to ask any installation questions in order for your software application to be installed. If, however, you have some special actions that you can take in your pre-install and post-install processes, and these special actions depend on information you need to get from your installer, then you need a way to ask these questions.

Screen four of the EDIT A BUILD option is where you can set up the install questions for a build.

To ask questions, you need to supply KIDS with the proper DIR input values for each question. Then, KIDS uses the DIR utility to ask installation questions when performing installations. The DIR input values you can supply for each question are:

**Table 12. KIDS: DIR input values for KIDS install questions**

| DIR Input Value | Description                                |
|-----------------|--------------------------------------------|
| DIR(0)          | Question format.                           |
| DIR(A)          | Question prompt.                           |
| DIR(A,#)        | Additional message before question prompt. |
| DIR(B)          | Default answer.                            |
| DIR(?)          | Simple help string.                        |
| DIR(?,#)        | Additional simple help.                    |
| DIR(??)         | Help frame.                                |



**REF:** For information on the purpose of these variables, permissible values for them, and which are required versus which are optional, see the *VA FileMan Programmer Manual*.

### 14.3.5.1 Question Subscripts

For each question you want to ask, the .01 field of the question (as stored by KIDS) is a subscript. The subscript *must* be in one of two forms:

- Pre-Install Questions—PRExxx
- Post-Install Questions—POSxxx

Where "xxx" in the subscript can be any string up to 27 characters in length. KIDS asks questions whose subscript starts with PRE during the pre-install and questions whose subscript starts with POS during the post-install.

The order in which questions are asked during either the pre- or post-installs is the same as the sorting order of the subscript itself. KIDS asks questions with the lowest sorting subscript first and proceeds to the highest sorting subscript.

### 14.3.5.2 M Code in Questions

Besides specifying the DIR input variables, you can specify a line of M code that is executed after the DIR input variables have been set up but prior to the DIR call. The purpose of this line of M code is so that you can modify the DIR parameters, if necessary, before ^DIR is actually called.

The M code *must* be standalone, however; it cannot depend on any routine in the software application (other than the environment check routine) since no other exported routines besides the environment check routine will be loaded on the installing system.

### 14.3.5.3 Skipping Installation Questions

If you want to prevent a question from being asked, you should KILL the DIR variable in the line of M code for that question (execute K DIR).

### 14.3.5.4 Accessing Questions and Answers

Once the questions have been asked, the results of the questions are available (during pre-install and post-install only) in the following locations:

- Pre-Install Questions:
  - XPDQUES(PRExxx)=internal form of answer
  - XPDQUES(PRExxx,"A")=prompt
  - XPDQUES(PRExxx,"B")=external form of answer
- Post-Install Questions:
  - XPDQUES(POSxxx)=internal form of answer
  - XPDQUES(POSxxx,"A")=prompt
  - XPDQUES(POSxxx,"B")=external form of answer

The results of the questions for the pre-install can only be accessed (in XPDQUES) during the pre-install, and the results of the questions for the post-install can only be accessed (in XPDQUES) during the post-install. At all other times, XPDQUES is undefined for pre- and post-install questions.

**Figure 49. KIDS: Pre-install question (setting up) sample**

```

 Edit a Build PAGE 4 OF 5
 Install Questions

Name: PRE1

DIR(0): YA^^

DIR(A): Do you want to run the pre-install conversion?
DIR(A, #):

DIR(B): YES

DIR(?): Answer YES to run the pre-install conversion, NO to skip it.
DIR(?, #):
DIR(??):

M Code:

COMMAND: Press <PF1>H for help Insert

```

**Figure 50. KIDS: Appearance of question during installation**

```
Do you want to run the pre-install conversion? YES// ?
Answer YES to run the pre-install conversion, NO to skip it...
Do you want to run the pre-install conversion? YES//
```

### 14.3.5.5 Where Questions Are Asked During Installations

KIDS asks the pre- and post-install questions when a site initiates an installation of the software application. The order of the questions is:

1. KIDS runs environment check routine, if any.
2. KIDS asks pre-Install questions.
3. KIDS asks generic KIDS installation questions.
4. KIDS asks post-Install questions.
5. KIDS asks site to queue the installation or run it directly.

### 14.3.6 Using Checkpoints (Pre- and Post-Install Routines)

KIDS allows the installing site to restart installations that have aborted. This means that your pre-install and post-install routines *must* be "restart-aware:" that is, they *must* be able to run correctly whether it's the first time they're executed or whether it is the nth time through.

KIDS maintains a set of internal checkpoints during an installation. For each phase of the installation (for example, completion of each software application component), it uses a checkpoint to record whether that phase of the installation has completed yet. If an installation errors out, checkpointing allows the installation to be restarted, not from the very beginning, but instead only from the last completed checkpoint onward.

In your pre- and post-install routines, you can use your own checkpoints. If there's an error during the pre- or post-install, and you use checkpoints, when the sites restart the installation, it will resume from the last completed checkpoint rather than running through the entire pre- or post-install again.

Another advantage of using checkpoints is that you can record timing information for each phase of your pre- and post-install routines, which allows you to evaluate the efficiency of each phase you define.

There are two distinct types of checkpoints you can create during pre- and post-install routines:

- Checkpoints *with* callbacks
- Checkpoints *without* callbacks.

### 14.3.6.1 Checkpoints *with* Callbacks

The preferred method of using checkpoints is to use checkpoints with callbacks. When you create a checkpoint with a callback, you give the checkpoint an API (the callback routine). That is all you have to do during your pre- or post-install routine, create a checkpoint with a callback. You do not have to execute the callback. At the completion of the pre- or post-install routine, KIDS manages the created checkpoints by calling, running, and completing the checkpoint and its callback routine.

The reason to let KIDS execute checkpoints (by creating checkpoints with callbacks) is to ensure that the pre-install or post-install runs in the same way whether it is the first installation pass, or if the installation aborted and has been restarted. If the installation has restarted, KIDS skips any checkpoints in the pre-install or post-install that have completed, and only executes the callbacks of checkpoints that have not yet completed (and completes them).

In this scenario (checkpoints with callback routines), your pre-install and post-install routine should consist only of calls to the `$$NEWCP^XPDUTL()`: Create Checkpoint function to create checkpoints (with callbacks). Once you create all of the checkpoints for each discrete pre- or post-install task, the pre-install or post-install should quit.

Once the pre- or post-install routine finishes, KIDS executes each created checkpoint (that has a callback) in the order created. If it is the first time through, each checkpoint is executed. If the installation has been restarted, KIDS skips any completed checkpoints, and only executes checkpoints that have not completed.

The KIDS checkpoint functions that apply when using checkpoints *with* callbacks are summarized below (listed in alphabetic order):

**Table 13. KIDS: Functions using checkpoints *with* callbacks**

| Function                         | Description                                                                                                                                                                                    |
|----------------------------------|------------------------------------------------------------------------------------------------------------------------------------------------------------------------------------------------|
| <a href="#">\$\$NEWCP^XPDUTL</a> | Create checkpoint (use during pre- or post-install routine only.)                                                                                                                              |
| <a href="#">\$\$UPCP^XPDUTL</a>  | Update checkpoint parameter (use within callback routine.)                                                                                                                                     |
| <a href="#">\$\$CURCP^XPDUTL</a> | Retrieve current checkpoint name (use during pre- or post-install routine). Useful when using the same tag^routine for multiple callbacks; this is how you determine which callback you're in. |
| <a href="#">\$\$PARCP^XPDUTL</a> | Retrieve checkpoint parameter (use within callback routine.)                                                                                                                                   |

### 14.3.6.2 Checkpoint Parameter Node

You can store how far you have progressed with a task you are performing in the callback by using a checkpoint parameter node. The `$$UPCP^XPDUTL()`: Update Checkpoint function updates the value of a checkpoint's parameter node; the `$$PARCP^XPDUTL()`: Get Checkpoint Parameter function retrieves the value of a checkpoint's parameter node.

Being able to update and retrieve a parameter within a checkpoint can be quite useful. For example, if you are converting each entry in a file, as you progress through the file you can update the checkpoint's parameter node with the Internal Entry Number (IEN) of each entry as you convert it. Then, if the conversion errors out and has to be re-started, you can WRITE your checkpoint callback in such a way that it always retrieves the last completed IEN stored in the checkpoint's parameter node. Then, it can

process entries in the file starting from the last completed IEN, rather than the first entry in the file. This is one example of how you can save the site time and avoid re-processing.

The pre-install API in this example is PRE^ZZUSER2; the post-install API is POST^ZZUSER2.

**Figure 51. KIDS: Using checkpoints *with* callbacks: combined pre- and post-install routine**

```

ZZUSER2 ;RON TEST 1.0 PRE AND POST INSTALL
 ;;1.0
 ;build checkpoints for PRE
PRE N %
 S %=$$NEWCP^XPDUTL("ZZUSER1","PRE1^ZZUSER2","C-")
 Q
PRE1 ;check terminal type file
 N DA,UPDATE,NAME
 ;quit if answer NO to question 1
 Q:'XPDQUES("PRE1")
 S UPDATE=XPDQUES("PRE2")
 ;write message to user about task
 D BMES^XPDUTL("Checking Terminal Type File")
 ;get parameter value to initialize NAME
 S NAME=$$PARCP^XPDUTL("ZZUSER1")
 F S NAME=$O(^%ZIS(2,"B",NAME)) Q:$E(NAME,1,2)'="C-" D
 .S DA=+$O(^%ZIS(2,"B",NAME,0))
 .I DA,$D(^%ZIS(2,DA,1)), $P(^{1},U,5)]" D MES^XPDUTL(NAME_" still has data in
field 5") S:UPDATE $P(^%ZIS(2,DA,1),U,5)="
 .;update parameter NAME
 .S %=$$UPCP^XPDUTL("ZZUSER1",NAME)
 Q
 ;build checkpoints for POST
POST N %
 S %=$$NEWCP^XPDUTL("ZZUSER1","POST1^ZZUSER2")
 S %=$$NEWCP^XPDUTL("ZZUSER2")
 Q
POST1 ;check version multiple
 N DA,VER,%
 ;quit if answer NO to question 1
 Q:'XPDQUES("POST1")
 ;write message to user about task
 D BMES^XPDUTL("Checking Package File")
 ;get parameter value to initialize DA
 S DA=+$$PARCP^XPDUTL("ZZUSER1")
 F S DA=$O(^DIC(9.4,DA)) Q:'DA D
 .S VER=+$$PARCP^XPDUTL("ZZUSER2")
 .F S VER=$O(^DIC(9.4,DA,22,VER)) Q:'VER D
 ..;here is where we could do something
 ..;update parameter VER
 ..S %=$$UPCP^XPDUTL("ZZUSER2",VER)
 .;update parameter DA
 .S %=$$UPCP^XPDUTL("ZZUSER1",DA),%=$$UPCP^XPDUTL("ZZUSER2",VER)
 Q

```



### 14.3.6.3 Checkpoints *without* Callbacks (Data Storage)

KIDS ignores checkpoints that do not have callback routines specified. The ability to create checkpoints without a callback routine is provided mainly as a facility for developers to store information during the pre- or post-install routine. The parameter node of the checkpoint serves as the data storage mechanism. It is not safe to store important information in local variables during pre- or post-install routines, because installations can now be re-started in the middle; variables defined prior to the restart may no longer be defined after a restart.

An alternative use lets you expand the scope of checkpoints without callbacks beyond simply storing data. If you want to manage your own checkpoints instead of letting KIDS manage them, you can create checkpoints without callbacks, but use them to divide your pre- and post-install routine into phases. Rather than having KIDS execute and complete them (as happens when the checkpoint has a callback routine), you would then be responsible for executing and completing the checkpoints. In this style of coding a pre- or a post-install routine, you would:

1. Check if each checkpoint exists (`$$VERCP^XPDUTL()`: Verify Checkpoint); if it does not exist, create it (`$$NEWCP^XPDUTL()`: Create Checkpoint).
2. Retrieve the current checkpoint parameter as the starting point if you want to (`$$PARCP^XPDUTL()`: Get Checkpoint Parameter); do the work for the checkpoint; update the parameter node if you want to (`$$UPCP^XPDUTL()`: Update Checkpoint).
3. Complete the checkpoint when the work is finished (`$$COMCP^XPDUTL()`: Complete Checkpoint).
4. Proceed to the next checkpoint.

You have to do more work this way than if you let KIDS manage the checkpoints (by creating the checkpoints *with* callback routines).

The KIDS checkpoint functions that apply when using checkpoints *without* callbacks are summarized below (listed in alphabetic order):

**Table 14. KIDS: Functions using checkpoints *without* callbacks**

| Function                                | Description                                                                                    |
|-----------------------------------------|------------------------------------------------------------------------------------------------|
| <a href="#"><u>\$\$COMCP^XPDUTL</u></a> | Complete checkpoint (use during pre- or post-install routine).                                 |
| <a href="#"><u>\$\$NEWCP^XPDUTL</u></a> | Create checkpoint (use during pre- or post-install routine).                                   |
| <a href="#"><u>\$\$PARCP^XPDUTL</u></a> | Retrieve checkpoint parameter (use during pre-or post-install routine).                        |
| <a href="#"><u>\$\$UPCP^XPDUTL</u></a>  | Update checkpoint parameter (use during pre- or post-install routine).                         |
| <a href="#"><u>\$\$VERCP^XPDUTL</u></a> | Verify if checkpoint exists and if it has completed (use during pre- or post-install routine). |

### 14.3.7 Required Builds

In the fourth screen of the EDIT A BUILD option, you can use the Required Builds multiple to enter other builds (i.e., software applications, or patches) that either warn the installer when they are missing or requires that they be installed before this build is installed. Make an entry in the BUILD file (#9.6) for those software applications or patches not installed using KIDS. Include the name and version number in the BUILD file (#9.6) entry.



**REF:** For the action types available, see Table 15. KIDS: Required builds installation actions table.

At the installing site, KIDS checks the PACKAGE file (#9.4), VERSION multiple, and PATCH APPLICATION HISTORY multiple to verify that the required build has been installed at that site.

**Figure 52. KIDS: Required builds sample**

```

 Edit a Build PAGE 4 OF 5
Name: TEST 1.0 TYPE: SINGLE PACKAGE

 Install Questions

 Required Builds

TEST 1.1 Don't install, remove global

 Package File Link...: TEST

Track Package Nationally: NO

COMMAND: Press <PF1>H for help Insert

```

**Table 15. KIDS: Required builds installation actions**

| Installation Action          | Description                                                                                                                                                                                                                                                                                       |
|------------------------------|---------------------------------------------------------------------------------------------------------------------------------------------------------------------------------------------------------------------------------------------------------------------------------------------------|
| WARNING ONLY                 | Warns the installer the listed software application/patch is missing at the site but allows the installation to continue. (Displays a <b>**WARNING**</b> to the installer.)                                                                                                                       |
| DON'T INSTALL, LEAVE GLOBAL  | If the listed software application/patch is missing, this action prevents sites from continuing the installation. It does <i>not</i> unload the Transport Global. This allows sites to install the missing item and continue with the installation without having to reload the Transport Global. |
| DON'T INSTALL, REMOVE GLOBAL | If the listed software application/patch is missing, this action prevents sites from continuing the installation. It also <i>unloads</i> the Transport Global.                                                                                                                                    |

### 14.3.8 Package File Link

In the fourth screen of the EDIT A BUILD option, you can link your build to an entry in the national PACKAGE file (#9.4). Use this link if you want to update the site's PACKAGE file (#9.4) when the software application you are creating is installed or if you want to use Kernel's Alpha/Beta Testing module. You can only link to a PACKAGE file (#9.4) entry that is the same name (minus the version number) as the build you are creating.

If you specify a PACKAGE file (#9.4) entry in the PACKAGE FILE LINK field, and the installing site does not have a matching entry in their PACKAGE file (#9.4), KIDS creates a new entry in the installing site's PACKAGE file (#9.4).

KIDS checks for duplicate version numbers and patch names when updating the PACKAGE file (#9.4). When you link to an entry in the PACKAGE file (#9.4), your installation automatically updates the VERSION multiple in the installing site's corresponding PACKAGE file (#9.4) entry. KIDS makes a new entry in the VERSION multiple for the version of the software application you are installing. KIDS fills in the following fields in the new VERSION entry:

- VERSION
- DATE DISTRIBUTED
- DATE INSTALLED AT THIS SITE
- INSTALLED BY
- DESCRIPTION OF ENHANCEMENTS
- PATCH APPLICATION HISTORY
  - PATCH APPLICATION HISTORY
  - DATE APPLIED
  - APPLIED BY
  - DESCRIPTION

KIDS saves patch names along with their sequence numbers in the PATCH APPLICATION HISTORY multiple (this functionality was added with patch XU\*8.0\*30). The Patch Application History sample (Figure 53) shows a list of patch names with and without sequence numbers. Those patches without sequence numbers were entered prior to patch XU\*8.0\*30, since no sequence numbers are evident.

In addition, you can choose to update the following fields at the top level of the National PACKAGE file (#9.4):

**Table 16. KIDS: National PACKAGE file field updates**

| <b>PACKAGE File (#9.4) Field Name</b> | <b>Description</b>                                                         |
|---------------------------------------|----------------------------------------------------------------------------|
| PRIMARY HELP FRAME                    | Select the primary help frame for the software application.                |
| AFFECTS RECORD MERGE                  | (multiple) Select files that, if merged, affect this software application. |

|                    |                                                                                                                                                                                                                                                                                                                                                                     |
|--------------------|---------------------------------------------------------------------------------------------------------------------------------------------------------------------------------------------------------------------------------------------------------------------------------------------------------------------------------------------------------------------|
| ALPHA/BETA TESTING | <p>There are two possible responses:</p> <ul style="list-style-type: none"> <li>• <b>YES</b>—This software application is currently in alpha or beta test and you want to track option usage and errors relating to this software application at the sites.</li> <li>• <b>NO</b>—You want to discontinue tracking of alpha or beta testing at the sites.</li> </ul> |
|--------------------|---------------------------------------------------------------------------------------------------------------------------------------------------------------------------------------------------------------------------------------------------------------------------------------------------------------------------------------------------------------------|

Beyond these fields, KIDS does *not* support maintaining any other information in the PACKAGE file (#9.4).

**Figure 53. KIDS: Patch application history sample**

```

Select PATCH APPLICATION HISTORY: 48// ?
Answer with PATCH APPLICATION HISTORY
Choose from:
 27
 39
 41
 42
 48
 45 SEQ #41
 46 SEQ #42
 47 SEQ #43

 You may enter a new PATCH APPLICATION HISTORY, if you wish
 Answer must be 8-15 characters in length.

Select PATCH APPLICATION HISTORY: 48// <Enter>
PATCH APPLICATION HISTORY: 48// <Enter>
DATE APPLIED: SEP 20,1996// <Enter>
APPLIED BY: XUUSER,NINETY// <Enter>
DESCRIPTION:
1>This contains fixes related to output fixes for the PCMM software
2>(distributed as SD*5.3*41).
3>
4>Both SD*5.3*41 and SD*5.3*45 must be installed prior to loading this
5>patch.

```

**Patches without sequence numbers means that they were entered prior Kernel Patch XU\*8.0\*30.**

### 14.3.9 Track Package Nationally

The fourth screen of the EDIT A BUILD option also lets you choose whether to send a message to the National PACKAGE file (#9.4) on FORUM, each time the software application is installed at a site. If you enter **YES** in the TRACK PACKAGE NATIONALLY field, KIDS sends a message to FORUM when a site installs the software application, provided the following conditions are met:

- The PACKAGE FILE LINK field in the build APIs to an entry in the PACKAGE file (#9.4).
- The software application is installed at a site that is a primary VA domain.
- The software application is installed in a production UCI.

Answering **NO** to TRACK PACKAGE NATIONALLY (or leaving it blank) means that KIDS does *not* send a message to FORUM.

## 14.3.10 Alpha/Beta Tracking

Kernel provides a mechanism for tracking and monitoring installation and option usage during the alpha and beta testing phases of VistA software applications. This tool is primarily intended for application developers to use in monitoring the testing process at local test sites.



**NOTE:** In VA terminology "Alpha" and "Beta" testing are defined as follows:

- Alpha Testing—VistA test software application that is running in a Test account.
- Beta Testing—VistA test software application that is running in a Production account.

Alpha/Beta Tracking provides the following services to both developers and IRM personnel:

- Notification when a new alpha or beta software version is installed at a site.
- Periodic option usage reports for alpha or beta options being tracked.
- Periodic listings of errors in the software's namespace that are currently in alpha or beta test at the site.

The Alpha/Beta Tracking of option usage is transparent to users. If the option counter is turned on, it records the number of times an option is invoked within the menu system when entered in the usual way via ^XUS. Options are *not* counted when navigated past in the course of menu jumping. Also, the counter is *not* set when entering the menu system with the developers ^XUP utility.

Alpha/Beta tracking data is stored in the following Multiples in the KERNEL SYSTEM PARAMETERS file (#8989.3), which is stored in the ^XTV global:

**Table 17. Alpha/Beta Tracking—KERNEL SYSTEM PARAMETERS file (#8989.3) field setup for KIDS**

| Alpha/Beta Tracking Fields:<br>KERNEL SYSTEM PARAMETERS File (#8989.3) | Description                                                                                                                                                                                                                                                                                                 |
|------------------------------------------------------------------------|-------------------------------------------------------------------------------------------------------------------------------------------------------------------------------------------------------------------------------------------------------------------------------------------------------------|
| ALPHA/BETA TEST PACKAGE Multiple (#32)                                 | This field stores the list of software namespaces that are currently in alpha or beta test at the site.                                                                                                                                                                                                     |
| ALPHA,BETA TEST OPTION Multiple (#33)                                  | This field is used to keep a log of usage of the options associated with an alpha or beta test of VistA software based on the namespace indicated for the alpha or beta test software in the .ALPHA/BETA TEST PACKAGE Multiple field (#32). This field stores pointers to entries in the OPTION file (#19). |

If there are any entries in these Multiples, the menu system's XQABTST variable is set and the options are tracked.

Each time any subsequent test software is loaded, the current alpha/beta data is sent to the data tracker (e.g., developer) and the alpha/beta data is purged from all Multiples.

### 14.3.10.1 Initiating Alpha/Beta Tracking

In order to initiate and setup Alpha/Beta Tracking at a test site, developers should perform the following procedures:

1. Create the build entry for the VistA software that will be exported to sites.
2. Turn on Alpha/Beta Tracking—In the "Package File Link..." section in the fourth ScreenMan form of the build entry. Developers can turn on Alpha/Beta Tracking by entering **YES** at the "BUILD TRACK PACKAGE NATIONALLY:" prompt. ALPHA/BETA TESTING field (#20) in the BUILD file (#9.6)
3. Edit THE BUILD file Entries—Highlight the software name and press the <Enter> key. KIDS places you in a ScreenMan form that lets you edit the following Alpha/Beta Tracking-related fields in the BUILD file (#9.6):

Table 18. Alpha/Beta Tracking—BUILD file (#9.6) field setup for KIDS

| Alpha/Beta Tracking Fields:<br>BUILD File (#9.6) | Description                                                                                                                                                                                                                                                                                                                 |
|--------------------------------------------------|-----------------------------------------------------------------------------------------------------------------------------------------------------------------------------------------------------------------------------------------------------------------------------------------------------------------------------|
| ALPHA/BETA TESTING (#20)                         | This field is used to initiate Alpha/Beta Tracking. Developers should enter <b>YES</b> in this field to activate Alpha/Beta Tracking.                                                                                                                                                                                       |
| INSTALLATION MESSAGE (#21)                       | This field is used to send an installation message when the VistA software application is installed at a site. Developers should answer <b>YES</b> if you want the installation message sent to the mail group specified in the ADDRESS FOR USAGE REPORTING field (#22) in the BUILD file (#9.6).                           |
| ADDRESS FOR USAGE REPORTING (#22)                | This field should be set to the address of the MailMan mail group at the developer's domain. This mail group address is where installation and option usage messages are sent by the Alpha/Beta Tracking code. Also, the domain specified in the address is where server requests are sent from the sites to report errors. |
| PACKAGE NAMESPACE OR PREFIX field (#23)          | This field is where you identify the alpha/beta VistA software application namespaces to be tracked.                                                                                                                                                                                                                        |



**NOTE:** At Alpha/Beta Tracking termination, these fields in the BUILD file (#9.6) need to remain populated so the software code knows where to send the final report.

4. Set up the server option at the development domain. This option *must* be set up correctly—In order to track errors at test sites, make sure that the XQAB ERROR LOG SERVER server option resides at your development site, which should be the domain specified in the ADDRESS FOR USAGE REPORTING field (#22) in the BUILD file (#9.6) for the software build entry.

This option processes server requests from the test sites, from the Errors Logged in Alpha/Beta Test (QUEUED) option [XQAB ERROR LOG XMIT]. The server stores the data from the requests into the XQAB ERRORS LOGGED file (#8991.5).



**REF:** For more information on the Errors Logged in the Alpha/Beta Test (Queued) option, see the "Error Tracking—Alpha/Beta Software Releases" topic that follows.

- Schedule the Errors Logged in the Alpha/Beta Test (Queued) option [XQAB ERROR LOG XMIT] to run at sites to gather errors and report these to the development server.



**REF:** For more information on the Errors Logged in the Alpha/Beta Test (Queued) option, see the "Error Tracking—Alpha/Beta Software Releases" topic that follows.

- Schedule the Send Alpha/Beta Usage to Programmers option [XQAB AUTO SEND] at the sites to send mail messages containing option usage.



**REF:** For more information on the Send Alpha/Beta Usage to Programmers option, see the "Send Alpha/Beta Usage to Programmers Option" topic that follows.

### 14.3.10.2 Error Tracking—Alpha/Beta Software Releases

As well as tracking option usage and installations, Kernel also lets developers track errors that occur in the namespace of the alpha- or beta-tracked software. To report these errors to developers, the site should schedule the Errors Logged in Alpha/Beta Test (QUEUED) option [XQAB ERROR LOG XMIT]. This option *cannot* be run directly; it is located on the ZTMQUEUEABLE OPTIONS menu, which is not on any Kernel menu tree, as shown below:

**Figure 54. KIDS: Errors Logged in Alpha/Beta Test (QUEUED) option**

|                                           |                        |
|-------------------------------------------|------------------------|
| ZTMQUEUEABLE OPTIONS                      | [ZTMQUEUEABLE OPTIONS] |
| Errors Logged in Alpha/Beta Test (QUEUED) | [XQAB ERROR LOG XMIT]  |

The Errors Logged in Alpha/Beta Test (QUEUED) option [XQAB ERROR LOG XMIT] identifies any errors associated with an application that is in either alpha or beta test. It collects error information and sends it to a server at the development domain. The developer may ask sites to schedule this option to run at a specified frequency, usually nightly. For example, developers may instruct test sites to schedule it as a task to run daily, after midnight.

The identified errors are combined in a mail message that includes the following information:

- Type of error
- Routine involved
- Date (usually the previous day)
- Option that was being used at the time of the error
- Number of times the error was logged
- Volume
- UCI





**NOTE:** The volume and UCI are included so that stations with error logs being maintained on different CPUs can run the task on each different system.

### 14.3.10.3 Monitoring Alpha/Beta Tracking

There are a number of options available to sites used to monitor the progress of alpha or beta testing. These options are located on the Alpha/Beta Test Option Usage Menu [XQAB MENU], which is located on the Operations Management menu [XUSITEMGR]:

**Figure 55. Alpha/Beta Test Option Usage Menu options**

|                                                 |                                  |
|-------------------------------------------------|----------------------------------|
| Operations Management ...                       | [XUSITEMGR]                      |
| Alpha/Beta Test Option Usage Menu ...           | [XQAB MENU]                      |
| Actual Usage of Alpha/Beta Test Options         | [XQAB ACTUAL OPTION USAGE]       |
| Low Usage Alpha/Beta Test Options               | [XQAB LIST LOW USAGE OPTS]       |
| Print Alpha/Beta Errors (Date/Site/Num/Rou/Err) | [XQAB ERR DATE/SITE/NUM/ROU/ERR] |
| Send Alpha/Beta Usage to Programmers            | [XQAB AUTO SEND]                 |

These options are described in the topics that follow.

#### 14.3.10.3.1 Usage Report Options

To get usage reports during the alpha/beta testing of software that is making use of the option counter, IRM can review the tallies with the following options:

- Actual Usage of Alpha/Beta Test Options [XQAB ACTUAL OPTION USAGE]
- Low Usage Alpha/Beta Test Options [XQAB LIST LOW USAGE OPTS]

### 14.3.10.3.2 Actual Usage of Alpha/Beta Test Options Option

To get actual usage reports during the alpha/beta testing of software that is making use of the option counter, IRM can review the tallies with the Actual Usage of Alpha/Beta Test Options option [XQAB ACTUAL OPTION USAGE]. ADPACs may also be interested in being able to generate this information. Figure 56 shows a printout of the actual usage of options within the XU namespace:

**Figure 56. Actual Usage of Alpha/Beta Test Options option—Sample Option Usage report**

| OPTION USAGE SINCE 08-05-92 |   |     |                              |
|-----------------------------|---|-----|------------------------------|
| XUSERINQ                    | I | 44  | User Inquiry                 |
| XUSERDISP                   | R | 49  | Display User Characteristics |
| XUFILEACCESS                | M | 50  | File Access Management       |
| XUSERBLK                    | R | 51  | Grant Access by Profile      |
| XUTIME                      | A | 53  | Time                         |
| XUHALT                      | A | 71  | Halt                         |
| XUMAINT                     | M | 83  | Menu Management              |
| XUSITEMGR                   | M | 86  | Operations Management        |
| XUSEREDITSELF               | R | 87  | Edit User Characteristics    |
| XUSERTOOLS                  | M | 129 | User's Toolbox               |
| XUSEREDIT                   | A | 175 | Edit an Existing User        |
| XUPROG                      | M | 191 | Programmer Options           |
| XUSER                       | M | 265 | User Edit                    |
| XUPROGMODE                  | R | 268 | Programmer mode              |

### 14.3.10.3.3 Low Usage of Alpha/Beta Test Options Option

A similar report can be obtained of low usage options since the current version of the tracked software was installed, using the Low Usage of Alpha/Beta Test Options option [XQAB LIST LOW USAGE OPTS].

### 14.3.10.3.4 Print Alpha/Beta Errors (Date/Site/Num/Rou/Err) Option

The Print Alpha/Beta Errors (Date/Site/Num/Rou/Err) option [XQAB ERR DATE/SITE/NUM/ROU/ERR] is used at the development domain, to print error information collected from sites. It does *not* report meaningful information when used at a site.

### 14.3.10.3.5 Send Alpha/Beta Usage to Programmers Option

At any time during alpha/beta testing, IRM can send an interim summary message back to the developers, with the Send Alpha/Beta Usage to Programmers option [XQAB AUTO SEND].

To receive option usage reports, developers should instruct the sites to schedule this option to run at whatever frequency desired in order to receive option usage reports. It may be convenient to schedule this task to run, perhaps on a weekly basis; however, the developer may ask IRM to schedule it to run at a different specified frequency. This option can also be run manually by the sites to send option usage information.

Mail messages are sent to the mail group and domain specified by the national application developer in the build entry for the ADDRESS FOR USAGE REPORTING field (#22) in the BUILD file (#9.6) when they exported the software.



**NOTE:** Developers/IRM, make sure that this mail group exists at the development domain!

#### 14.3.10.4 Terminating Alpha/Beta Tracking

Alpha/Beta Tracking, once initiated for a VistA software application, *must* be turned off when the final version of the software application is released nationally (production). It is the developer's responsibility to *manually* stop Alpha/Beta Tracking, terminate the audit, and purge the data when appropriate prior to *national* release. However, IRM can also terminate Alpha/Beta Tracking at the local level:

- **Local (Test) Software**—Developer or IRM is responsible for terminating Alpha/Beta Tracking at the local site.
- **National (Production) Software**—Developers are responsible for terminating Alpha/Beta Tracking for software that is released nationally.

Information stored during Alpha/Beta Tracking is purged each time a subsequent test version of the software is installed. A final summary report of option usage is prepared and sent to the developer's mail group just before the purge.

##### 14.3.10.4.1 Local (Test) Software Option Usage—Terminating Alpha/Beta Tracking

For *test* versions of the software application that is loaded locally (Test/Production accounts), it is the developer or IRM's responsibility to stop Alpha/Beta Tracking, terminate the audit, and purge the data from the KERNEL SYSTEM PARAMETERS file (#8989.3) when appropriate. There is no Kernel option to purge locally collected option counts; purge the data via a global KILL. If a subsequent software version release is another *test* version, Alpha/Beta Tracking is automatically re-initiated and tracking counts are reset back to zero.



**NOTE:** If the Alpha/Beta testing is set to **YES**, any subsequent software version should be considered another test software version. If the Alpha/Beta testing is still set to **NO**, then the subsequent software version should be considered a production/release software version.

To *manually* stop Alpha/Beta Tracking at an individual site, developers or IRM can use the Enter/Edit Kernel Site Parameters option [XUSITEPARM] located on the Kernel Management Menu [XUKERNEL] to remove the desired entries from the ALPHA/BETA TEST PACKAGE Multiple (#32) and ALPHA,BETA TEST OPTION Multiple field (#33) fields in the KERNEL SYSTEM PARAMETERS file (#8989.3):

**Figure 57. Enter/Edit Kernel Site Parameters—Sample user dialogue**

```
Select Kernel Management Menu Option: ENTER/EDIT KERNEL SITE PARAMETERS

Note: the TaskMan site parameters have been moved out of this file.
Use the Edit TaskMan Parameters option to edit those values.

DEFAULT # OF ATTEMPTS: 3// ^ALPHA BETA TEST PACKAGE
Select ALPHA/BETA TEST PACKAGE: ZZLOCAL// @
 SURE YOU WANT TO DELETE THE ENTIRE ALPHA,BETA TEST PACKAGE? Y
Select ALPHA/BETA TEST PACKAGE: <Enter>
Select ALPHA,BETA TEST OPTION: ZZSAMPLE// @
 SURE YOU WANT TO DELETE THE ENTIRE ALPHA,BETA TEST OPTION? Y
```

#### 14.3.10.4.2 National (Production) Software Option Usage—Terminating Alpha/Beta Tracking

For the *final* version of the software application that is to be released nationally (production), it is the developer's responsibility to *manually* stop Alpha/Beta Tracking, terminate the audit, and purge the data from the local Test/Production accounts when appropriate *prior* to national release.



**NOTE:** For more information on how to terminate Alpha/Bea Tracking at local test sites, see the "Local (Test) Software Option Usage—Terminating Alpha/Beta Tracking" topic in this chapter.

To *manually* stop Alpha/Beta Tracking of nationally released software, developers *must* enter **NO** in the ALPHA/BETA TESTING field (#20) in the BUILD file (#9.6) for the final build of the production software. When the sites install the build, Alpha/Beta Tracking is shut off.

## 14.4 Application Program Interface (API)

Several APIs are available for developers to work with KIDS. These APIs are described below.



**NOTE:** For all output during pre- and post-installs, use the MES^XPDUTL(): Output a Message and BMES^XPDUTL(): Output a Message with Blank Line APIs. These functions WRITE output to both the INSTALL file (#9.7) and the output device.

### 14.4.1 UPDATE^XPDID(): Update Install Progress Bar

|                       |                                                                                                                                                              |
|-----------------------|--------------------------------------------------------------------------------------------------------------------------------------------------------------|
| <b>Reference Type</b> | Supported                                                                                                                                                    |
| <b>Category</b>       | KIDS                                                                                                                                                         |
| <b>IA #</b>           | 2172                                                                                                                                                         |
| <b>Description</b>    | This API updates the progress bar to show the percentage complete for the installation of the current number of items specified (i.e., "n" input parameter). |
| <b>Format</b>         | UPDATE^XPDID(n)                                                                                                                                              |

Make sure to perform the following steps before calling this API:

- NEW all non-namespaced variables.
- Set all input variables.
- Call the API.

|                        |           |                                                                               |
|------------------------|-----------|-------------------------------------------------------------------------------|
| <b>Input Variable</b>  | XPDIDTOT: | (required) This variable is the total number of items that are being updated. |
| <b>Input Parameter</b> | n:        | (required) The current number of items being updated.                         |
| <b>Output</b>          | none      |                                                                               |

#### Example

If you are converting 100 records and want to update the user every time you have completed 10% of the records you would do the following:

```
>Set XPDIDTOT=100
>F%=1:1:100 D CONVERT I'(%#10) D UPDATE^XPDID(%)
```

## 14.4.2 EN^XPDIJ(): Task Off KIDS Install

|                         |                                                                                                                                                                                                                                                                                                                                                                                                                                                                                                                                                                                                                              |
|-------------------------|------------------------------------------------------------------------------------------------------------------------------------------------------------------------------------------------------------------------------------------------------------------------------------------------------------------------------------------------------------------------------------------------------------------------------------------------------------------------------------------------------------------------------------------------------------------------------------------------------------------------------|
| <b>Reference Type</b>   | Controlled Subscription                                                                                                                                                                                                                                                                                                                                                                                                                                                                                                                                                                                                      |
| <b>Category</b>         | KIDS                                                                                                                                                                                                                                                                                                                                                                                                                                                                                                                                                                                                                         |
| <b>IA #</b>             | 2243                                                                                                                                                                                                                                                                                                                                                                                                                                                                                                                                                                                                                         |
| <b>Description</b>      | This API can be used with XPDA and is defined to task off a KIDS install. This is useful if a large conversion needs to run in the background while users are back on the system. For example, the first KIDS build can install a new version of software, then task off a second cleanup/conversion build. This allows users back onto the system, because the new version install completes and unlocks options and protocols. Meanwhile, the cleanup runs in the background under KIDS and makes use of KIDS checkpoints, restart upon failure, and message logging that can later be accessed in the Install File Print. |
| <b>Format</b>           | EN^XPDIJ (xpda)                                                                                                                                                                                                                                                                                                                                                                                                                                                                                                                                                                                                              |
| <b>Input Parameters</b> | xpda: (required) Internal entry number of the build to be tasked in the INSTALL file (#9.7).                                                                                                                                                                                                                                                                                                                                                                                                                                                                                                                                 |
| <b>Output</b>           | none                                                                                                                                                                                                                                                                                                                                                                                                                                                                                                                                                                                                                         |

## 14.4.3 \$\$PKGPAT^XPDIJ(): Update Patch History

|                         |                                                                                                                                                                                                                           |
|-------------------------|---------------------------------------------------------------------------------------------------------------------------------------------------------------------------------------------------------------------------|
| <b>Reference Type</b>   | Supported                                                                                                                                                                                                                 |
| <b>Category</b>         | KIDS                                                                                                                                                                                                                      |
| <b>IA #</b>             | 2067                                                                                                                                                                                                                      |
| <b>Description</b>      | This extrinsic function updates the PATCH APPLICATION HISTORY field (#1105, Multiple) of the VERSION field (#22, Multiple) in the PACKAGE file (#9.4). This function can be used during the Pre- or Post-Install routine. |
| <b>Format</b>           | \$\$PKGPAT^XPDIJ (software_ien, version, .x)                                                                                                                                                                              |
| <b>Input Parameters</b> | software_ien: (required) The software file entry Internal Entry Number (IEN) in the PACKAGE file (#9.4).                                                                                                                  |
|                         | version: (required) This is the software version number. It <i>must</i> contain a decimal (e.g., 8.0).                                                                                                                    |
|                         | .x: (required)                                                                                                                                                                                                            |
| <b>Output</b>           | returns: Returns:<br>version ien^patch ien                                                                                                                                                                                |

#### 14.4.4 BMES^XPDUTL(): Output a Message with Blank Line

|                         |                                                                                                                                                                                                                                                                                                                                                |
|-------------------------|------------------------------------------------------------------------------------------------------------------------------------------------------------------------------------------------------------------------------------------------------------------------------------------------------------------------------------------------|
| <b>Reference Type</b>   | Supported                                                                                                                                                                                                                                                                                                                                      |
| <b>Category</b>         | KIDS                                                                                                                                                                                                                                                                                                                                           |
| <b>IA #</b>             | 10141                                                                                                                                                                                                                                                                                                                                          |
| <b>Description</b>      | This API is used during KIDS installations. It outputs a message string to the installation device. A message is also recorded in the INSTALL file (#9.7) entry for the installation. It is similar to the MES^XPDUTL(): Output a Message API, except that it outputs a blank line before it outputs the message, and it does not take arrays. |
| <b>Format</b>           | BMES^XPDUTL (msg)                                                                                                                                                                                                                                                                                                                              |
| <b>Input Parameters</b> | msg: (required) String to output.                                                                                                                                                                                                                                                                                                              |
| <b>Output</b>           | returns: Returns a message string preceded by a blank line to the installation device.                                                                                                                                                                                                                                                         |

#### 14.4.5 \$\$COMCP^XPDUTL(): Complete Checkpoint

|                         |                                                                                                                                                                                                                                                                                                                                                                                                                                                                                                                                                    |
|-------------------------|----------------------------------------------------------------------------------------------------------------------------------------------------------------------------------------------------------------------------------------------------------------------------------------------------------------------------------------------------------------------------------------------------------------------------------------------------------------------------------------------------------------------------------------------------|
| <b>Reference Type</b>   | Supported                                                                                                                                                                                                                                                                                                                                                                                                                                                                                                                                          |
| <b>Category</b>         | KIDS                                                                                                                                                                                                                                                                                                                                                                                                                                                                                                                                               |
| <b>IA #</b>             | 10141                                                                                                                                                                                                                                                                                                                                                                                                                                                                                                                                              |
| <b>Description</b>      | This extrinsic function is used during KIDS installations. Use this function to complete a checkpoint, in pre- or post-install routines. Use this only to complete checkpoints that do not have callback routines. If the checkpoint has a callback routine, KIDS itself completes the checkpoint. You can only complete checkpoints that are for the same installation phase (pre-install or post-install) that you are currently in.<br><br>Use this API only for checkpoints with no callback. KIDS completes checkpoints that have a callback. |
| <b>Format</b>           | \$\$COMCP^XPDUTL (name)                                                                                                                                                                                                                                                                                                                                                                                                                                                                                                                            |
| <b>Input Parameters</b> | name: (required) Checkpoint name.                                                                                                                                                                                                                                                                                                                                                                                                                                                                                                                  |

**Output** returns: Returns:

- 1—Successfully completed checkpoint.
- 0—Error completing checkpoint.

#### 14.4.6 \$\$CURCP^XPDUTL(): Get Current Checkpoint Name/IEN

**Reference Type** Supported

**Category** KIDS

**IA #** 10141

**Description** This extrinsic function is used during KIDS installations. Use this function to return the name of the current checkpoint. It can be useful if, for example, you use the same tag^routine API for more than one callback. Using this function, you can determine which callback you are in.

Use this API only for checkpoints *with* a callback. It will return the NULL string if you call it when working with a checkpoint with no callback (in which case, you would really be in either the pre- or post-install routine).

**Format** \$\$CURCP^XPDUTL (format)

**Input Parameters** format: (required) Pass as zero (0) to return checkpoint name. Pass as 1 to return checkpoint Internal Entry Number (IEN).

**Output** returns: Returns:

- Checkpoint Name—The current checkpoint name.
- NULL String—If *not* currently in a checkpoint callback.

#### 14.4.7 \$\$INSTALDT^XPDUTL(): Return All Install Dates/Times

**Reference Type** Supported

**Category** KIDS

**IA #** 10141

**Description** This extrinsic function is used to retrieve all dates/times that an install was performed for a given install name in the INSTALL file (#9.7). It returns the results in an array. This API was released with Kernel Patch XU\*8.0\*491.

**Format** \$\$INSTALDT^XPDUTL (install, .result)



|                         |          |                                                                                                                                                                                                                            |
|-------------------------|----------|----------------------------------------------------------------------------------------------------------------------------------------------------------------------------------------------------------------------------|
| <b>Input Parameters</b> | install: | (required) Name of install in the INSTALL file (#9.7).                                                                                                                                                                     |
|                         | .result: | (required) Passed by reference, the name of the array to return values.                                                                                                                                                    |
| <b>Output Parameter</b> | .result: | Returns the number of records in the result array: <ul style="list-style-type: none"> <li>• result=number of records</li> <li>• result(internal date/time)="TEST#^SEQ#" (Fields 61^62 from INSTALL file [#9.7])</li> </ul> |

### Example

```
>W $$INSTALDT^XPDUTL("XU*8.0*491", .RSLT)
1
>ZW RSLT
RSLT=1
RSLT(3080318.092151)="1^"
```

## 14.4.8 \$\$LAST^XPDUTL(): Last Software Patch

|                       |                                                                                                                                                                                |
|-----------------------|--------------------------------------------------------------------------------------------------------------------------------------------------------------------------------|
| <b>Reference Type</b> | Supported                                                                                                                                                                      |
| <b>Category</b>       | KIDS                                                                                                                                                                           |
| <b>IA #</b>           | 10141                                                                                                                                                                          |
| <b>Description</b>    | This extrinsic function returns the last patch and the date it was applied to the software. The patch will also include the Sequence # if the last patch was a released patch. |



**NOTE:** This API can be used outside of KIDS.

**Format**            \$\$LAST^XPDUTL(x[,y][,z])

|                         |    |                                                                                                                                                                          |
|-------------------------|----|--------------------------------------------------------------------------------------------------------------------------------------------------------------------------|
| <b>Input Parameters</b> | x: | (required) Software name or software namespace within quotes (e.g., "KERNEL" or "XU").                                                                                   |
|                         | y: | (optional) Full software version number with decimal point entered within quotes (e.g., "8.0"). The current version is assumed if this parameter is <i>not</i> supplied. |
|                         | z: | (optional) This parameter was added with Kernel Patch XU*8.0*559. If set to 1, then only the last <i>released</i> patch information is returned.                         |

**Output** returns: Returns the last patch information in a caret-delimited string:

- **nnn^yyymmdd**—Unreleased patch, where "**nnn**" = patch number and "**yyymmdd**" = date in VA FileMan format.
- **nnn Seq #nnn^yyymmdd**—Released patch, where "**nnn**" = patch number, "**Seq #nnn**" = sequence number for released patch, and "**yyymmdd**" = date in VA FileMan format.
- **-1**—If either the software or version does *not* exist or no patches have been applied.

### Example 1

```
>S X="KERNEL"
>S Y="8.0"
>W $$LAST^XPDUTL(X,Y)
543^3110503
```

### Example 2

```
>S X="KERNEL"
>S Y="8.0"
>S Z=1
>W $$LAST^XPDUTL(X,Y,Z)
431 SEQ #453^3110425.122831
```

### Example 3

```
>S X="KERNEL"
>S Y="9.0"
>S Z=1
>-1
```

For this example, since there is no Kernel Version 9.0 the expected result is -1.

## 14.4.9 MES^XPDUTL(): Output a Message

|                         |                                                                                                                                                                                   |
|-------------------------|-----------------------------------------------------------------------------------------------------------------------------------------------------------------------------------|
| <b>Reference Type</b>   | Supported                                                                                                                                                                         |
| <b>Category</b>         | KIDS                                                                                                                                                                              |
| <b>IA #</b>             | 10141                                                                                                                                                                             |
| <b>Description</b>      | This API is used during KIDS installations. It outputs a message string to the installation device. A message is also recorded in INSTALL file (#9.7) entry for the installation. |
| <b>Format</b>           | MES^XPDUTL ( [ . ]msg )                                                                                                                                                           |
| <b>Input Parameters</b> | [.]msg: (required) Message string to output, either in a variable or passed by reference as an array of strings.                                                                  |
| <b>Output</b>           | returns: Returns a message string to the installation device.                                                                                                                     |

## 14.4.10 \$\$NEWCP^XPDUTL(): Create Checkpoint

**Reference Type** Supported

**Category** KIDS

**IA #** 10141

**Description** This extrinsic function is used during KIDS installations. Use this function to create a checkpoint, in pre- or post-install routines. The checkpoint is stored in the INSTALL file (#9.7).

Pre-and post-install checkpoints are stored separately, so you can use the same name for a pre- and post-install checkpoint if you wish. Checkpoints created with this function from the pre-install routine are pre-install checkpoints; checkpoints created during the post-install routine are post-install checkpoints.

You can use \$\$NEWCP^XPDUTL to create a checkpoint with or without a callback. You can also store a value for the parameter node, if you wish.

Checkpoints created with callbacks have that callback automatically executed by KIDS during the appropriate phase of the installation. If the checkpoint is created during the pre-install routine, KIDS executes the callback as soon as the pre-install routine completes. If the callback is created during the post-install, KIDS executes the callback as soon as the post-install routine completes. If multiple checkpoints are created during the pre- or post-install routine, KIDS executes the callbacks (and completes the checkpoints) in the order the corresponding checkpoints were created.

Checkpoints created without a callback cannot be executed by KIDS; instead, they provide a way for developers to store and retrieve information during the pre-install and post-install phases. Rather than storing information in a local or global variable, you can store information in a checkpoint parameter node and retrieve it (even if an installation is re-started).

If the checkpoint you are trying to create already exists, the original parameter and callback will not be overwritten.

**Format** `$$NEWCP^XPDUTL(name[,callback][,par_value])`

**Input Parameters**

`name`: (required) Checkpoint name.

`callback`: (optional) Callback (^routine or tag^routine reference).

`par_value`: (optional) Value to which the checkpoint parameter is set.

**Output**

`returns`: Returns:

- Internal Entry Number (IEN)—Created checkpoint if newly created or if checkpoint already exists.
- Zero (0)—Error occurred while creating checkpoint.

### 14.4.11 \$\$OPTDE^XPDUTL(): Disable/Enable an Option

|                         |                                                                                                                                                 |                                                                                                                    |
|-------------------------|-------------------------------------------------------------------------------------------------------------------------------------------------|--------------------------------------------------------------------------------------------------------------------|
| <b>Reference Type</b>   | Supported                                                                                                                                       |                                                                                                                    |
| <b>Category</b>         | KIDS                                                                                                                                            |                                                                                                                    |
| <b>IA #</b>             | 10141                                                                                                                                           |                                                                                                                    |
| <b>Description</b>      | This extrinsic function is used during KIDS installations in a Pre-Init or Post-Init routine. Use this function to disable or enable an option. |                                                                                                                    |
| <b>Format</b>           | \$\$OPTDE^XPDUTL(name,action)                                                                                                                   |                                                                                                                    |
| <b>Input Parameters</b> | name:                                                                                                                                           | (required) Option name.                                                                                            |
|                         | action:                                                                                                                                         | (required) <ul style="list-style-type: none"> <li>• 1—Enable an option.</li> <li>• 0—Disable an option.</li> </ul> |
| <b>Output</b>           | returns:                                                                                                                                        | Returns: <ul style="list-style-type: none"> <li>• 1—Success.</li> <li>• 0—Failure.</li> </ul>                      |

#### Example

```
>I $$OPTDE^XPDUTL("XMUSER",0) W !,'Option Disabled.'
```

## 14.4.12 \$\$PARCP^XPDUTL(): Get Checkpoint Parameter

|                         |                                                                                                                                                                                                                                                                                                                                                                                |
|-------------------------|--------------------------------------------------------------------------------------------------------------------------------------------------------------------------------------------------------------------------------------------------------------------------------------------------------------------------------------------------------------------------------|
| <b>Reference Type</b>   | Supported                                                                                                                                                                                                                                                                                                                                                                      |
| <b>Category</b>         | KIDS                                                                                                                                                                                                                                                                                                                                                                           |
| <b>IA #</b>             | 10141                                                                                                                                                                                                                                                                                                                                                                          |
| <b>Description</b>      | <p>This extrinsic function is used during KIDS installations. It retrieves the current value of a checkpoint's stored parameter. The parameter is stored in the INSTALL file (#9.7).</p> <p>Use this API for checkpoints both with and without callbacks.</p> <p>Use the optional second parameter to retrieve a pre-install checkpoint's parameter during a post-install.</p> |
| <b>Format</b>           | <code>\$\$PARCP^XPDUTL(name[ ,pre])</code>                                                                                                                                                                                                                                                                                                                                     |
| <b>Input Parameters</b> | <p><code>name:</code> (required) Checkpoint name.</p> <p><code>pre:</code> (optional) To retrieve a parameter from a pre-install checkpoint while in the post-install, set this parameter to "PRE".</p>                                                                                                                                                                        |
| <b>Output</b>           | <p><code>returns:</code> Returns the current parameter node for the checkpoint named in the name input parameter.</p>                                                                                                                                                                                                                                                          |

## 14.4.13 \$\$PATCH^XPDUTL(): Verify Patch Installation

|                         |                                                                                                                                                                                                                               |
|-------------------------|-------------------------------------------------------------------------------------------------------------------------------------------------------------------------------------------------------------------------------|
| <b>Reference Type</b>   | Supported                                                                                                                                                                                                                     |
| <b>Category</b>         | KIDS                                                                                                                                                                                                                          |
| <b>IA #</b>             | 10141                                                                                                                                                                                                                         |
| <b>Description</b>      | <p>This extrinsic function is used during KIDS installations—during the environment check only. Use this function to verify if a patch has been installed. You can check for patches with or without sequence numbers.</p>    |
| <b>Format</b>           | <code>\$\$PATCH^XPDUTL(patch)</code>                                                                                                                                                                                          |
| <b>Input Parameters</b> | <p><code>patch:</code> (required) Patch name.</p>                                                                                                                                                                             |
| <b>Output</b>           | <p><code>returns:</code> Returns:</p> <ul style="list-style-type: none"> <li>• 1—Specified patch was installed on the current system.</li> <li>• 0—Specified patch was <i>not</i> installed on the current system.</li> </ul> |

**Example**

Checking for a patch installation. Enter the following at the programmer prompt:

```
>I '$$PATCH^XPDUTL("XU*8*28") W !,"You must install patch XU*8*28"
```

**14.4.14 \$\$PKG^XPDUTL(): Parse Software Name from Build Name**

|                         |                                                                                                                                                                                                                                                        |
|-------------------------|--------------------------------------------------------------------------------------------------------------------------------------------------------------------------------------------------------------------------------------------------------|
| <b>Reference Type</b>   | Supported                                                                                                                                                                                                                                              |
| <b>Category</b>         | KIDS                                                                                                                                                                                                                                                   |
| <b>IA #</b>             | 10141                                                                                                                                                                                                                                                  |
| <b>Description</b>      | This extrinsic function parses the name of a software application from a software application's build name. You can obtain the name of the build KIDS is installing from the KIDS key variable XPDNM, which is defined throughout a KIDS installation. |
| <b>Format</b>           | <code>\$\$PKG^XPDUTL(buildname)</code>                                                                                                                                                                                                                 |
| <b>Input Parameters</b> | <code>buildname:</code> Name of build (.01 field of BUILD file [#9.6]).                                                                                                                                                                                |
| <b>Output</b>           | <code>returns:</code> Returns the software name.                                                                                                                                                                                                       |

**14.4.15 \$\$PRODE^XPDUTL(): Disable/Enable a Protocol**

|                         |                                                                                                                                                                                                                                                                   |                    |                           |                      |            |
|-------------------------|-------------------------------------------------------------------------------------------------------------------------------------------------------------------------------------------------------------------------------------------------------------------|--------------------|---------------------------|----------------------|------------|
| <b>Reference Type</b>   | Supported                                                                                                                                                                                                                                                         |                    |                           |                      |            |
| <b>Category</b>         | KIDS                                                                                                                                                                                                                                                              |                    |                           |                      |            |
| <b>IA #</b>             | 10141                                                                                                                                                                                                                                                             |                    |                           |                      |            |
| <b>Description</b>      | This extrinsic function is used during KIDS installations in a Pre-Init or Post-Init routine. Use this function to disable or enable a protocol.                                                                                                                  |                    |                           |                      |            |
| <b>Format</b>           | <code>\$\$PRODE^XPDUTL(name,action)</code>                                                                                                                                                                                                                        |                    |                           |                      |            |
| <b>Input Parameters</b> | <table> <tr> <td><code>name:</code></td> <td>(required) Protocol name.</td> </tr> <tr> <td><code>action:</code></td> <td>(required)</td> </tr> </table> <ul style="list-style-type: none"> <li>• 1—Enable a protocol.</li> <li>• 2—Disable a protocol.</li> </ul> | <code>name:</code> | (required) Protocol name. | <code>action:</code> | (required) |
| <code>name:</code>      | (required) Protocol name.                                                                                                                                                                                                                                         |                    |                           |                      |            |
| <code>action:</code>    | (required)                                                                                                                                                                                                                                                        |                    |                           |                      |            |

**Output**            returns:            Returns:

- 1—Success.
- 0—Failure.

### 14.4.16 \$\$RTNUP^XPDUTL(): Update Routine Action

**Reference Type**    Supported

**Category**         KIDS

**IA #**                10141

**Description**       This extrinsic function is used during KIDS installations—during the environment check only. Use this function to update the installation action for a routine.

**Format**             \$\$RTNUP^XPDUTL(*routine*,*action*)

**Input Parameters** *routine*:        (required) Routine name.

*action*:            (required)

- 1—Delete at site.
- 2—Skip installing at site.

**Output**            returns:            Returns:

- 1—Routine found in routine installation list.
- 0—Routine *not* found in routine installation list.



### 14.4.17 \$\$UPCP^XPDUTL(): Update Checkpoint

|                         |                                                                                                                                                                                                                                                                                                                                                                                                                                                                |
|-------------------------|----------------------------------------------------------------------------------------------------------------------------------------------------------------------------------------------------------------------------------------------------------------------------------------------------------------------------------------------------------------------------------------------------------------------------------------------------------------|
| <b>Reference Type</b>   | Supported                                                                                                                                                                                                                                                                                                                                                                                                                                                      |
| <b>Category</b>         | KIDS                                                                                                                                                                                                                                                                                                                                                                                                                                                           |
| <b>IA #</b>             | 10141                                                                                                                                                                                                                                                                                                                                                                                                                                                          |
| <b>Description</b>      | <p>This extrinsic function is used during KIDS installations. Use this function to update the parameter node of an existing checkpoint, in pre- or post-install routines. The parameter node is stored in the INSTALL file (#9.7).</p> <p>Use this API for checkpoints both with and without callbacks.</p> <p>During the pre-install, you can only update pre-install checkpoints; during the post-install, you can only update post-install checkpoints.</p> |
| <b>Format</b>           | <code>\$\$UPCP^XPDUTL(name[ ,par_value])</code>                                                                                                                                                                                                                                                                                                                                                                                                                |
| <b>Input Parameters</b> | <p><code>name:</code> (required) Checkpoint name.</p> <p><code>par_value:</code> (optional) Value to set checkpoint parameter to.</p>                                                                                                                                                                                                                                                                                                                          |
| <b>Output</b>           | <p><code>returns:</code> Returns:</p> <ul style="list-style-type: none"> <li>• Internal Entry Number (IEN)—Successfully updated checkpoint.</li> <li>• Zero (0)—Error updating checkpoint.</li> </ul>                                                                                                                                                                                                                                                          |

### 14.4.18 \$\$VER^XPDUTL(): Parse Version from Build Name

|                         |                                                                                                                                                                                                                                                                  |
|-------------------------|------------------------------------------------------------------------------------------------------------------------------------------------------------------------------------------------------------------------------------------------------------------|
| <b>Reference Type</b>   | Supported                                                                                                                                                                                                                                                        |
| <b>Category</b>         | KIDS                                                                                                                                                                                                                                                             |
| <b>IA #</b>             | 10141                                                                                                                                                                                                                                                            |
| <b>Description</b>      | <p>This extrinsic function parses the version of a software application from a software application's build name. You can obtain the name of the build KIDS is installing from the KIDS key variable XPDNM, which is defined throughout a KIDS installation.</p> |
| <b>Format</b>           | <code>\$\$VER^XPDUTL(buildname)</code>                                                                                                                                                                                                                           |
| <b>Input Parameters</b> | <code>buildname:</code> (required) Name of build (.01 field of BUILD file [#9.6]).                                                                                                                                                                               |

**Output** returns: Returns:

- Version—The version of the build identified in the buildname input parameter.
- NULL—If no match in the BUILD file (#9.6).

### 14.4.19 \$\$VERCP^XPDUTL(): Verify Checkpoint

**Reference Type** Supported

**Category** KIDS

**IA #** 10141

**Description** This extrinsic function is used during KIDS installations. Use this function to check whether a given checkpoint exists and, if it exists, whether it has completed or not.

Use this API only for checkpoints with no callback.

During the pre-install, you can only verify pre-install checkpoints; during the post-install, you can only verify post-install checkpoints.

**Format** \$\$VERCP^XPDUTL (name )

**Input Parameters** name: (required) Checkpoint name.

**Output** returns: Returns:

- 1—Checkpoint has completed.
- 0—Checkpoint has not completed but exists.
- -1—Checkpoint does not exist.

### 14.4.20 \$\$VERSION^XPDUTL(): Package File Current Version

**Reference Type** Supported

**Category** KIDS

**IA #** 10141

**Description** This extrinsic function obtains the current version of a site's software application.

**Format** \$\$VERSION^XPDUTL (package\_id)

**Input Parameters**    package\_id:    (required) Software application's name or namespace, from its entry in the PACKAGE file (#9.4).

**Output**                returns:                Returns:

- Version—The current version of the software application at the site, according to the software application's entry in the site's PACKAGE file (#9.4).
- NULL—If the software application is *not* matched.



# 15 Menu Manager: Developer Tools

## 15.1 Creating Options

You can develop applications quickly and easily using Menu Manager. Once you have defined a set of files using VA FileMan, you can use Menu Manager to provide a menu of options including entering, editing, displaying, and printing information. You can use M code to tailor the functioning of an option, in the option's header, entry, or exit action. You can create specialized routine-type options. And you can associate help frames with options (as described in the Help Processor chapter) to further enhance option creation and custom tailoring.

### 15.1.1 Option Types

Several different option types exist:

- Edit, Inquire, and Print are mainly used to access VA FileMan files.
- Action and Run Routine types are available for invoking M code.
- Menu types, as discussed earlier in this topic, are used to group other options for presentation to the user at the select prompt.
- Server options are options that can be addressed through MailMan (sending to S.SERVER NAME). The server activity, such as the running of a routine, is then carried out.



**REF:** For a complete description, see the "Server Options: Developer Tools" chapter later in this "Menu Manager" section in this manual.

- Protocol, Protocol Menu, Extended Action, and Limited option types are specific to the XQOR (Unwinder) software application. Control is passed to the XQOR (Unwinder) software for processing. The Extended Action type, for example, "unwinds" the items on a menu in a specific order. Protocol Menus are formatted in multiple columns allowing several items to be selected at once. The Protocol-type option prompts the user for a selection. Limited protocols involve patient-oriented processing, rather than application-specific tasks. Any of these option types are included, like other options, when a software application is exported.



**REF:** For more information, see the Computerized Patient Record System (CPRS) or Unwinder (XQOR) documentation.

## 15.1.2 Creating Options (Edit Options)

Figure 58. Menu Manager: Edit options [XUEDITOPT]

|                    |             |
|--------------------|-------------|
| MENU MANAGEMENT... | [XUMAIN]    |
| Edit options       | [XUEDITOPT] |

You can define options with the Edit Options template, available from the Menu Management menu. Depending on what type of option you are editing, the Edit Options template branches to the fields in the OPTION file (#19) appropriate for that option type.

Some option types (Edit, Inquire, and Print) have fields whose names correspond to VA FileMan DI variables. The Edit Options template branches to the DI fields that have relevance to the type of VA FileMan call being made by the option.

For Edit type options, the DI fields presented correspond to the input variables for an ^DIE call. Likewise, inquire-type options correspond to ^DIQ calls, and print options to ^DIP calls.



**NOTE:** For a complete description of the meaning of the variables represented by each of the DI fields, see the *VA FileMan Programmer Manual*.

### 15.1.2.1.1 Options that Should Be Regularly Scheduled

If an option should be regularly scheduled to run through TaskMan, you should set its SCHEDULING RECOMMENDED field (#209) in the OPTION file (#19) to **YES**. Sites will not be able to use Schedule/Unschedule Options to schedule an option unless this field is set to **YES** for the option.

## 15.2 Variables for Developer Use

The appearance and functioning of the menu system can be modified by developers by using several variables. The variables can be defined within applications, such as in an option's Entry Action, Exit Action, or Header. These variables are listed below.

The XQMM variables can be used individually or together. It is strongly recommended that you test the effects of XQMM variables with the AUTO MENU display, DUZ("AUTO"), turned on and off.

### 15.2.1.1.1 XQUIT: Quit the Option

This variable can be set in an option's Entry Action to cause Menu Manager to quit and not invoke the option. The menu system will not run the option, either as a foreground job or background task, and will not jump past the option. If an option's use depends on the existence of certain application-specific key variables, for example, the Entry Action logic can set XQUIT if those variables are not defined. Menu Manager simply checks for the existence of the XQUIT variable, so it can be set to NULL (\$ XQUIT="") or to a value as the developer chooses.

#### 15.2.1.1.2 XQMM("A"): Menu Prompt

If XQMM("A") exists, it is used as the prompt by the menu system instead of the normal "Select...option" menu prompt. This variable is KILLED immediately after it is used. It does not inhibit the AUTO MENU display. If the user has chosen to have options displayed at each cycle of the menu system, then the options will be displayed *before* the XQMM("A") prompt is presented. Unlike the phantom jump, prompts *must* be set singularly, and cannot be concatenated with a semicolon.

#### 15.2.1.1.3 XQMM("B"): Default Response

If XQMM("B") is defined, it is used by the menu system as the default response and is presented along with the usual two slashes ("/"). If the user accepts the default by pressing <Enter>, the default will become the user's response.

XQMM("B") identifies an option if set to a unique synonym or a unique string of text from the beginning of the option's menu text. This option *must* exist on the user's current menu. If the option cannot be found, Menu Manager will respond with two question marks ("??"), KILL both XQMM("A") and XQMM("B"), and display the standard menu prompt.

#### 15.2.1.1.4 XQMM("J"): The Phantom Jump

This variable can be used to force a menu jump to an option within the user's menu tree. Set it equal to the exact option name (i.e., .01 field of the OPTION file [#19]) to which Menu Manager should jump. For example:

```
>S XQMM("J")="XUMAINT"
```

This will jump to the Menu Management option if that option is within the user's menu tree.

The phantom jump automatically turns off the user's menu display for one cycle through the menu system so that the user does not see a list of choices before jumping to an option that is not on that list.

The phantom jump can also be used to designate a set of options for a series of jumps, called a script. The exact option names should be separated with semicolons. For example:

```
>S XQMM("J")="XUMAINT;DIUSER"
```

After jumping to Menu Management, the menu system would jump to VA FileMan (provided that all of the access and security requirements are met).

After all the options in a script have been completed, the phantom jump logic returns the user to the option that was last run before the script was invoked. If for some reason this cannot be accomplished, the user is returned to their primary menu.

### 15.2.1.1.5 XQMM("N"): No Menu Display

This variable can be used to suppress the AUTO MENU display of menu options for one menu cycle. XQMM("N") is then KILLED and the display resumes as usual. XQMM("N") can be used in conjunction with XQMM("A") and ("B") to present only the custom tailored menu prompts.

Setting XQMM("N") does not change the display for users who already suppress the AUTO MENU display. For users who have AUTO MENU turned on, XQMM("N") takes precedence over DUZ("AUTO").

It is not necessary to define XQMM("N") when using the phantom jump, XQMM("J"), since the display will already be suppressed. If XQMM("J") is present, then XQMM("N") will not be KILLED after the first cycle since the phantom jump is already inhibiting the display. In this case, XQMM("N") will be KILLED after the second cycle (the display of menus after the jump is completed). If several phantom jumps are chained together, XQMM("N") will not be KILLED until one cycle after the final jump unless code is added to explicitly KILL it between jumps.

## 15.3 Direct Mode Utilities

Several Menu Manager direct mode utilities are available for developers to use at the M prompt. They are not APIs and *cannot* be used in software application routines. These direct mode utilities are described below.

### 15.3.1 ^XQ1: Test an Option

The ^XQ1 routine asks you to select an option; it then uses the selected option as the primary menu option for entry into the menu system (at the top of ^XQ). This provides a way for an individual in Programmer mode to enter into the menu system at a desired option:

```
>D ^XQ1
```

This API is also called by ^XUP.



**CAUTION:** Developers are advised to use ^XUP instead of ^XQ1 to enter Kernel from Programmer mode, since the ^XUP routine sets up a standard environment and takes care of cleanup activities.



**REF:** For a description of the ^XUP direct mode utility, see the "Signon/Security: Developer Tools" chapter in this manual.



**NOTE:** While D ^XQ1 is a direct mode utility, it is *not* a callable API.



## 15.4 Application Program Interface (API)

Several APIs are available for developers to work with menu management. These APIs are described below.

### 15.4.1 \$\$ADD^XPDMENU(): Add Option to Menu

|                         |                                                                           |                                                                                                                                                     |
|-------------------------|---------------------------------------------------------------------------|-----------------------------------------------------------------------------------------------------------------------------------------------------|
| <b>Reference Type</b>   | Supported                                                                 |                                                                                                                                                     |
| <b>Category</b>         | Menu Manager                                                              |                                                                                                                                                     |
| <b>IA #</b>             | 1157                                                                      |                                                                                                                                                     |
| <b>Description</b>      | This extrinsic function adds an option as a new item to an existing menu. |                                                                                                                                                     |
| <b>Format</b>           | <code>\$\$ADD^XPDMENU(menu,option[,syn][,order])</code>                   |                                                                                                                                                     |
| <b>Input Parameters</b> | menu:                                                                     | (required) Name of the menu to which an option should be added.                                                                                     |
|                         | option:                                                                   | (required) Name of the option being added to the menu.                                                                                              |
|                         | syn:                                                                      | (optional) Synonym to add to the SYNONYM field in the new menu item.                                                                                |
|                         | order:                                                                    | (optional) Order to place in the DISPLAY ORDER field in the new menu item.                                                                          |
| <b>Output</b>           | returns:                                                                  | Returns: <ul style="list-style-type: none"> <li>• 1—Success, option added to menu.</li> <li>• 0—Failure option <i>not</i> added to menu.</li> </ul> |

### 15.4.2 \$\$DELETE^XPDMENU(): Delete Menu Item

|                       |                                                                                                                                                                                                                               |  |
|-----------------------|-------------------------------------------------------------------------------------------------------------------------------------------------------------------------------------------------------------------------------|--|
| <b>Reference Type</b> | Supported                                                                                                                                                                                                                     |  |
| <b>Category</b>       | Menu Manager                                                                                                                                                                                                                  |  |
| <b>IA #</b>           | 1157                                                                                                                                                                                                                          |  |
| <b>Description</b>    | This extrinsic function deletes an option from the Menu field of another option. It returns the following values: <ul style="list-style-type: none"> <li>• 1—If the function succeeded.</li> <li>• 0—If it failed.</li> </ul> |  |
| <b>Format</b>         | <code>\$\$DELETE^XPDMENU(menu,option)</code>                                                                                                                                                                                  |  |

|                         |          |                                                                                                                                                |
|-------------------------|----------|------------------------------------------------------------------------------------------------------------------------------------------------|
| <b>Input Parameters</b> | menu:    | (required) This is the name of the option from which you want to delete a menu item.                                                           |
|                         | option:  | (required) This is the name of the option you want to delete from the menu item of the "menu" input parameter.                                 |
| <b>Output</b>           | returns: | Returns: <ul style="list-style-type: none"> <li>• 1—Success, menu item deleted.</li> <li>• 0—Failure, menu item <i>not</i> deleted.</li> </ul> |

### 15.4.3 \$\$LKOPT^XPDMENU(): Look Up Option IEN

|                         |                                                                                                         |
|-------------------------|---------------------------------------------------------------------------------------------------------|
| <b>Reference Type</b>   | Supported                                                                                               |
| <b>Category</b>         | Menu Manager                                                                                            |
| <b>IA #</b>             | 1157                                                                                                    |
| <b>Description</b>      | This extrinsic function looks up an option's Internal Entry Number (IEN) using the "B" cross-reference. |
| <b>Format</b>           | <code>\$\$LKOPT^XPDMENU(option)</code>                                                                  |
| <b>Input Parameters</b> | option: (required) The name of the option.                                                              |
| <b>Output</b>           | returns: Returns the Internal Entry Number (IEN) of the input option in the OPTION file (#19).          |

### 15.4.4 OUT^XPDMENU(): Edit Option's Out of Order Message

|                       |                                                                                                                                           |
|-----------------------|-------------------------------------------------------------------------------------------------------------------------------------------|
| <b>Reference Type</b> | Supported                                                                                                                                 |
| <b>Category</b>       | Menu Manager                                                                                                                              |
| <b>IA #</b>           | 1157                                                                                                                                      |
| <b>Description</b>    | This API creates or deletes an out of order message for an option; this action effectively puts the option out of order or back in order. |
| <b>Format</b>         | <code>OUT^XPDMENU(option, text)</code>                                                                                                    |

|                         |         |                                                                                                                                                                                                                                                                                                                                                                      |
|-------------------------|---------|----------------------------------------------------------------------------------------------------------------------------------------------------------------------------------------------------------------------------------------------------------------------------------------------------------------------------------------------------------------------|
| <b>Input Parameters</b> | option: | (required) Name of option in which to place an OUT OF ORDER MESSAGE value.                                                                                                                                                                                                                                                                                           |
|                         | text:   | (required) Text of message to place in the option's OUT OF ORDER MESSAGE field.<br><br>If this is <i>not</i> NULL, the text is stored in the option's OUT OF ORDER MESSAGE field and the option is placed out of order.<br><br>If this parameter is passed as a NULL string, the current OUT OF ORDER MESSAGE value is deleted, and the option is put back in order. |
| <b>Output</b>           | none    |                                                                                                                                                                                                                                                                                                                                                                      |

### 15.4.5 RENAME^XPDMENU(): Rename Option

|                         |                                           |                                                                                                       |
|-------------------------|-------------------------------------------|-------------------------------------------------------------------------------------------------------|
| <b>Reference Type</b>   | Supported                                 |                                                                                                       |
| <b>Category</b>         | Menu Manager                              |                                                                                                       |
| <b>IA #</b>             | 1157                                      |                                                                                                       |
| <b>Description</b>      | This API renames an existing option.      |                                                                                                       |
| <b>Format</b>           | RENAME^XPDMENU( <i>old</i> , <i>new</i> ) |                                                                                                       |
| <b>Input Parameters</b> | old:                                      | (required) Current option name (.01 field of OPTION file [#19] entry). <i>Must</i> be an exact match. |
|                         | new:                                      | (required) New name for option.                                                                       |
| <b>Output</b>           | none                                      |                                                                                                       |

### 15.4.6 \$\$TYPE^XPDMENU(): Get Option Type

|                       |                                                                                        |
|-----------------------|----------------------------------------------------------------------------------------|
| <b>Reference Type</b> | Supported                                                                              |
| <b>Category</b>       | Menu Manager                                                                           |
| <b>IA #</b>           | 1157                                                                                   |
| <b>Description</b>    | This extrinsic function returns the option's TYPE field (#4) in the OPTION file (#19). |
| <b>Format</b>         | \$\$TYPE^XPDMENU( <i>option</i> )                                                      |

|                         |          |                                                                                                                                                                                                                                                                                                                                                                                                                                                                                              |
|-------------------------|----------|----------------------------------------------------------------------------------------------------------------------------------------------------------------------------------------------------------------------------------------------------------------------------------------------------------------------------------------------------------------------------------------------------------------------------------------------------------------------------------------------|
| <b>Input Parameters</b> | option:  | (required) The name of the option.                                                                                                                                                                                                                                                                                                                                                                                                                                                           |
| <b>Output</b>           | returns: | Returns the one character TYPE field (#4) value of the input option in the OPTION file (#19). For example: <ul style="list-style-type: none"><li>• A—Action</li><li>• E—Edit</li><li>• I—Inquire</li><li>• M—Menu</li><li>• P—Print</li><li>• R—Run routine</li><li>• O—Protocol</li><li>• Q—Protocol Menu</li><li>• X—Extended Action</li><li>• S—Server</li><li>• L—Limited</li><li>• C—ScreenMan</li><li>• W—Window</li><li>• Z—Window Suite</li><li>• B—Broker (Client/Server)</li></ul> |

### 15.4.7 NEXT^XQ92(): Restricted Times Check

|                         |                                                                                                                                                                                                                                                                               |
|-------------------------|-------------------------------------------------------------------------------------------------------------------------------------------------------------------------------------------------------------------------------------------------------------------------------|
| <b>Reference Type</b>   | Supported                                                                                                                                                                                                                                                                     |
| <b>Category</b>         | Menu Manager                                                                                                                                                                                                                                                                  |
| <b>IA #</b>             | 10077                                                                                                                                                                                                                                                                         |
| <b>Description</b>      | This API returns the next time an option can run, checking any time or date restrictions placed on the option. If there are no times in the next week when the option can be run, the x parameter is returned as NULL and a message is issued regarding the time restriction. |
| <b>Format</b>           | NEXT^XQ92(ien,x)                                                                                                                                                                                                                                                              |
| <b>Input Parameters</b> | ien: (required) Internal entry number (IEN) of the option in the OPTION file (#19).                                                                                                                                                                                           |

**Output**                    x:                    The date/time in VA FileMan format of the next unrestricted runtime when the option can run. If the option is able to run at the current time, x is returned as the current time. If the option is prohibited for the entire next week, x is returned as NULL and a message is issued regarding the time restriction.

### 15.4.8 \$\$ACCESS^XQCHK(): User Option Access Test

**Reference Type**        Supported

**Category**                Menu Manager

**IA #**                        10078

**Description**            This extrinsic function is used to find out if a user has access to a particular option.

**Format**                    \$\$ACCESS^XQCHK(duz,option)

**Input Parameters**    duz:                    (required) The identification number of the user in question in the NEW PERSON file (#200).

                          option:                (required) The Internal Entry Number (IEN) or option name of the option in question in the OPTION file (#19).

**Output**

returns:

Returns:

- **-1**—No such user in the NEW PERSON file (#200).
- **-2**—User terminated or has no Access code.
- **-3**—No such option in the Option file (#19).
- **0**—No access found in any menu tree the user owns.
- **4-Piece String**—
  - access^menu tree IEN^a set of codes^key
  - 0^tree^codes^key: No access because of locks (see XQCODES below).
  - 1^OpIEN^: Access allowed through Primary Menu.
  - 2^OpIEN^codes^: Access found in the Common Options.
  - 3^OpIEN^codes^: Access found in top level of secondary option.
  - 4^OpIEN^codes^: Access through the secondary menu tree OpIEN.

XQCODES can contain the following:

- **N**—No Primary Menu in the NEW PERSON file (#200, warning only).
- **L**—Locked and the user does *not* have the key (forces zero [0] in first piece).
- **R**—Reverse lock and user has the key (forces zero [0] in first piece).

## 15.4.9 OP^XQCHK(): Current Option Check

**Reference Type** Supported

**Category** Menu Manager

**IA #** 10078

**Description** This API returns the current option or protocol name and menu text in the first and second pieces of the XQOPT output variable. It looks for the local XQORNOD if defined or the local XQY variable, the internal number of the option if XQORNOD is defined it needs to be in the variable pointer format, i.e. XQORNOD=<internal number of the protocol>;<protocol file>.

If the search is unsuccessful, because the job is not running out of the menu system or is not a tasked option, XQOPT is returned with -1 in the first piece and "Unknown" in the second.



**NOTE:** XQCHK cannot return option/protocol information if the job is a task that did not originate from an option.

**Format** OP^XQCHK

Make sure to perform the following steps before calling this API:

- NEW all non-namespaced variables.
- Set all input variables.
- Call the API.

**Input Variables** XQORNOD (optional) If this variable is defined, it should be in variable pointer format. For example:

```
XQORNOD="1234:ORD(101,"
```

**Output Variables** XQOPT Returns a string in the following format:

```
Option/Protocol Name^Menu Text
```

If neither an option nor a protocol can be identified, XQOPT is returned as:

```
-1^Unknown
```

### Example 1

```
>K XQORNOD D OP^XQCHK W !,XQOPT
```

```
>EVE^Systems Manager Menu
```

### Example 2

```
>S XQORNOD="445;ORD(101," D OP^XQCHK W !,XQOPT
```

```
>XU USER EVENT TERMINATE^Terminate User Event
```

### Example 3

```
>S XQORNOD="9;DIC(19," D OP^XQCHK W !,XQOPT
```

```
>EVE^Systems Manager Menu
```

### Example 4

```
>K XQORNOD,XQY,XQOPT D OP^XQCHK W !,XQOPT
```

```
>-1^Unknown
```



# 16 Miscellaneous: Developer Tools

## 16.1 Direct Mode Utilities

Several Kernel Toolkit direct mode utilities are available for developers to use at the M prompt, usually involving the DO command. They are not APIs and *cannot* be used in software application routines.

Many of the options on the Programmer Options menu can also be run as direct mode utilities. Some are *not* available as options, but only as direct mode utilities callable at the M prompt. Table 19 lists examples on how to run these utilities when working in Programmer mode.

Table 19. Miscellaneous Tools: Direct Mode Utilities

| Direct Mode Utility | Description                                  |
|---------------------|----------------------------------------------|
| >D ^%G              | List the contents of a global to the screen. |

## 16.2 Programmer Options Menu

Figure 59. Programmer Options menu options: Toolkit miscellaneous tools

```
SYSTEMS MANAGER MENU ... [EVE]
Programmer Options ... <locked with XUPROG> [XUPROG]
KIDS Kernel Installation & Distribution System ... [XPD MAIN]
 <locked with XUPROG>
PG Programmer mode <locked with XUPROGMODE> [XUPROGMODE]
Calculate and Show Checksum Values [XTSUMBLD-CHECK]
Delete Unreferenced Options [XQ UNREF'D OPTIONS]
Error Processing ... [XUERRS]
General Parameter Tools ... [XPAR MENU TOOLS]
Global Block Count [XU BLOCK COUNT]
List Global <locked with XUPROGMODE> [XUPRGL]
Routine Tools ... [XUPR-ROUTINE-TOOLS]
Test an option not in your menu <locked with XUMGR> [XT-OPTION TEST]
```

### 16.2.1 Delete Unreferenced Options

The Delete Unreferenced Options option [XQ UNREF'D OPTIONS] is used to examine those options that are not on any menu, are not used as primary or secondary options, and are not tasked to run. The user may then decide in each case whether to delete the unreferenced option.

### 16.2.2 Global Block Count Option

The Global Block Count option [XU BLOCK COUNT] can be used to count the number of data blocks in a global.

### 16.2.3 Listing Globals Option

The List Global option [XUPRGL] is found on the Programmer Options menu, locked with the XUPROG key. This option is also locked with the XUPROGMODE key as an extra level of security.

It can be used to list the contents of a global to the screen. It makes use of operating system-specific utilities such as %G, the Global Lister.

The option is locked with the XUPROGMODE security key

The corresponding direct mode utility can be used in programmer mode. For example:

```
>D ^%G (OS-specific)
```

### 16.2.4 Test an option not in your menu Option

The Test an option not in your menu option [XT-OPTION TEST] is used for in-house testing of options, only. It allows the selection of an option from the OPTION file (#19) and then executes it. This option is locked with the XUMGR security key.



**CAUTION:** No security checks are performed in the XT-OPTION TEST option; therefore, it should only be given to programmers.



**REF:** Kernel Toolkit Application Programming Interfaces (APIs) are documented in the "Toolkit: Developer Tools" chapter in the *Kernel Developer's Guide*. Kernel and Kernel Toolkit APIs are also available in HTML format at the following VA Intranet Website:  
<http://vista.med.va.gov/kernel/apis/index.shtml>

## 16.3 ^%Z Editor

### 16.3.1 User Interface

The ^%Z editor (routine editor) is installed in the Manager account as the ^%Z global by ZTMGRSET during installation. (It can also be installed with D ^ZTEDIT.) To use the editor, load the routine (it *must* pre-exist) and then X ^%Z. The following example creates a one-line routine in Caché and then calls the ^%Z Editor.

Figure 60. Calling the ^%Z Editor—Sample user entries

```
>ZR
>ZZTEST <Enter> ;ID/SITE;test routine;
>ZS ZZTEST
>ZL ZZTEST X ^%Z

%Z Editing: ZZTEST Terminal type: C-VT100
Edit:
```

The editor fills in the third "<space>;" piece with the date/time that the routine is filed.

Enter ".F" (dot-file) at the edit prompt to change files. When saving with dot-file, an edit comment can be entered. This text is stored in the EDIT HISTORY multiple in the ROUTINE file (#9.8) as programmer documentation. The following example shows how an entire routine can be displayed by entering the ZP print command followed by a space at the M prompt. Dot-file (.File) is then used to file. A dot is then used to exit. (The dot exit does not automatically file changes.)

Figure 61. ^%Z Editor—Displaying a routine using the ZP command

```
>ZL ZZTEST X ^%Z

%Z Editing: ZZTEST Terminal type: C-VT100
Edit: ZP<SPACE> <Enter>
ZZTEST ;test routine

Length: 20 <Enter> Line: ZZTEST
ZZTEST ;test routine
Edit: .Insert after: ZZTEST// <Enter>
Line: ;NEXT LINE
Line: Q
Line: <Enter>
Edit: .FILE ZZTEST
Edit comment:
 1> This text is stored in the Routine file's Edit History multiple. <Enter>
 2> <Enter>
EDIT Option: <Enter>
Edit: . <Enter>
>
```

First, either a <Tab> or line label is entered.

Routines are filed by the name used when loading, not by the first line tag. If a ROUTINE file (#9.8) exists, then the routine is added if not already there, and an entry is made of the date/time and DUZ of the user that filed it. When filing, the editor updates the third piece of the first line of the routine with the date/time.

When editing, a question mark ("?") can be entered to provide help. The dot commands are listed first. They provide the usual break, join, insert, and remove functions. The +n method of selecting lines to edit is also noted. The line tag can be used along with a number (e.g., TAG+3) to reach a particular line. A minus sign ("-") will back up lines. And the asterisk ("\*") can be entered to reach the last line.

**Figure 62. ^%Z Editor—Listing edit commands**

```
>X ^%Z
Edit: ?
.ACTION menu .BREAK line .CHANGE every
.FILE routine .INSERT after .JOIN lines
.MOVE lines .REMOVE lines .SEARCH for
.TERMINal type .XY change to/from replace-with
. -TO EXIT THE EDITOR
"+n Absolute line n +n To advance n lines -n To backup n lines_
use '*' to get last line

^NAME - to edit a GLOBAL node *NAME - to edit a LOCAL variable
MUMPS command line (mumps command <space> or Z command <space>)
```

Help displays information about editing in line mode. A complete line is displayed and various keys can be used to navigate. The <Spacebar> moves forward by words, the period moves forward by characters, and the <CTRL H> command key sequence moves backwards by characters. Upon reaching the desired location, the <Delete> key can be used to remove characters. To enter characters, the character "E" *must* first be entered as an insert/delete toggle. Pressing the <Enter> key reverses the toggle and allows navigation. Pressing the <Enter> key again moves back to the beginning of the line.

**Figure 63. ^%Z Editor—Line mode help information**

```
In the line mode,
Spacebar moves to the next space or comma. Dot to the next char.
'>' To move forward 80 char or to end of line.
Backspace to back up one char. E to enter new char's at the cursor.
CR to exit enter mode, return to start of line or EDIT prompt.
D to delete from the cursor to the next space or comma.
Delete (Rub) to delete the char under the cursor.
CTRL-R to restore line and start back at the beginning.
```

Replace mode editing can be invoked by entering dot-XY at the edit prompt. This method allows easy string substitution, as in VA FileMan's Line Editor. Entering a question mark at the next edit prompt displays the following help:

**Figure 64. ^%Z Editor—Replace mode editing help information**

```
In the replace/with mode,
SPECIAL <REPLACE> STRINGS:
 END -to add to the END of a line
 ... -to replace a line
 A...B -to specify a string that begins with "A" and ends with "B"
 A... -to specify a string that begins with "A" to the end of the line
CTRL-R to restore line.
```

The ACTION menu provides additional functions. Save and restore lines can be used to move lines within one routine or from one routine to another. To copy lines to another routine, first save the lines, then load and edit the other routine, and restore the lines.

When patching a routine, the ACTION menu can be used to calculate checksums. Before filing changes, the new checksum can be displayed and compared with the patch report for verification of editing. The following figure shows how to reach the ACTION menu with dot-A (.A).

**Figure 65. ACTION menu—Sample user entries**

```
Edit: .A
Action: ?
Bytes in routine Checksum Restore lines
Save lines Version #
Action: C
 Checksum is 4971725
Action: <Enter>
Edit: <Enter>
```

Global nodes and local variables may also be edited with the ^%Z editor. Editing occurs directly, so the idea of filing does not apply. The editor must then be exited with a dot, not with a dot-file, since filing should not take place.

## 16.4 Application Program Interface (API)

The following are miscellaneous APIs available for developers. These APIs are described below.

### 16.4.1 Progress Bar Emulator

The following APIs can be used to emulate a KIDS Progress Bar outside of KIDS. To create the progress bar, you *must* first call the INIT^XPDID: Progress Bar Emulator: Initialize Device and Draw Box Borders API, and when you are finished, you *must* call the EXIT^XPDID(): Progress Bar Emulator: Restore Screen, Clean Up Variables, and Display Text API.

#### 16.4.1.1 INIT^XPDID: Progress Bar Emulator: Initialize Device and Draw Box Borders

|                         |                                                                                                                                                                                                                                                         |                                                                                                                                                                            |
|-------------------------|---------------------------------------------------------------------------------------------------------------------------------------------------------------------------------------------------------------------------------------------------------|----------------------------------------------------------------------------------------------------------------------------------------------------------------------------|
| <b>Reference Type</b>   | Supported                                                                                                                                                                                                                                               |                                                                                                                                                                            |
| <b>Category</b>         | Miscellaneous                                                                                                                                                                                                                                           |                                                                                                                                                                            |
| <b>IA #</b>             | 2172                                                                                                                                                                                                                                                    |                                                                                                                                                                            |
| <b>Description</b>      | This API initializes the device, draws the borders for the progress bar box, and draws the progress bar. When you are finished, you <i>must</i> call the EXIT^XPDID(): Progress Bar Emulator: Restore Screen, Clean Up Variables, and Display Text API. |                                                                                                                                                                            |
| <b>Format</b>           | INIT^XPDID                                                                                                                                                                                                                                              |                                                                                                                                                                            |
| <b>Input Parameters</b> | none                                                                                                                                                                                                                                                    |                                                                                                                                                                            |
| <b>Output</b>           | returns:                                                                                                                                                                                                                                                | Returns XPDIDVT: <ul style="list-style-type: none"> <li>• 1—If output device supports graphics.</li> <li>• 0—If output device does <i>not</i> support graphics.</li> </ul> |

#### 16.4.1.2 TITLE^XPDID(): Progress Bar Emulator: Display Title Text

|                       |                                                                                                    |  |
|-----------------------|----------------------------------------------------------------------------------------------------|--|
| <b>Reference Type</b> | Supported                                                                                          |  |
| <b>Category</b>       | Miscellaneous                                                                                      |  |
| <b>IA #</b>           | 2172                                                                                               |  |
| <b>Description</b>    | This API displays the text in the x input parameter as a title at the top of the progress bar box. |  |
| <b>Format</b>         | TITLE^XPDID(x)                                                                                     |  |

**Input Parameters** x: (required) Title text to be displayed at the top of the box.

**Output** none

### 16.4.1.3 EXIT^XPDID(): Progress Bar Emulator: Restore Screen, Clean Up Variables, and Display Text

**Reference Type** Supported

**Category** Miscellaneous

**IA #** 2172

**Description** This API restores the screen to normal, cleans up all variables, and displays the text in the x input parameter.

**Format** EXIT^XPDID(x)

**Input Parameters** x: (required) Text to display on screen after removing box and progress bar.

**Output** none

## 16.4.2 Lookup Utility

### 16.4.2.1 \$\$EN^XUA4A71(): Convert String to Soundex

**Reference Type** Supported

**Category** Miscellaneous

**IA #** 3178

**Description** This extrinsic function converts a string into a numeric representation of the string, using soundex methods. Soundex represents the phonetic properties of a string; its chief feature is that it assigns similar strings the same soundex representation.

**Format** \$\$EN^XUA4A71(string)

**Input Parameters** string: (required) String to convert into soundex form.

**Output** returns: Returns the soundex version of the string.

## 16.4.3 Date Conversions and Calculations

### 16.4.3.1 ^XQDATE: Convert \$H to VA FileMan Format (Obsolete)



**NOTE:** This API is obsolete. You should use either of the following APIs instead:

- \$FMTE^XLFD(): Convert VA FileMan Date to External Format
- \$HTFM^XLFD(): Convert \$H to VA FileMan Date Format

|                       |                                                                                                                                                           |
|-----------------------|-----------------------------------------------------------------------------------------------------------------------------------------------------------|
| <b>Reference Type</b> | Supported                                                                                                                                                 |
| <b>Category</b>       | Miscellaneous                                                                                                                                             |
| <b>IA #</b>           | 10079                                                                                                                                                     |
| <b>Description</b>    | This API converts \$H formatted input date to a VA FileMan formatted date in %, and in human readable format (e.g., Jan. 9, 1990 1:37 PM) in %Y variable. |
| <b>Format</b>         | ^XQDATE                                                                                                                                                   |

Make sure to perform the following steps before calling this API:

- NEW all non-namespaced variables.
- Set all input variables.
- Call the API.

|                         |       |                                                              |
|-------------------------|-------|--------------------------------------------------------------|
| <b>Input Variable</b>   | XQD1: | (optional) If this variable is not set, the system uses \$H. |
| <b>Output Variables</b> | %:    | Returns the converted \$H date in VA FileMan format.         |
|                         | %Y:   | Returns the converted \$H date, in human readable format.    |



### 16.4.3.2 ^XUWORKDY: Workday Calculation (Obsolete)



**NOTE:** This API is obsolete. The XUWORKDY routine is maintained for code that might still use it.

**Reference Type** Supported

**Category** Miscellaneous

**IA #** 10046

**Description** To use the ^XUWORKDY APIs, you *must* make sure that HOLIDAY file (#40.5) is populated with each year's holidays for the workday calculation to work correctly. If it is not populated, you need to populate it yourself (Kernel distributes this file without data). Only enter holidays that fall on weekdays, however.

You can call the ^XUWORKDY routine to calculate the number of workdays between two dates (X, X1). It returns a positive value if X<X1 and a negative value if X>X1. If either date is imprecisely specified, or if the HOLIDAY global is empty, then ^XUWORKDY returns a NULL string.

The first FOR loop in ^XUWORKDY checks the HOLIDAY global and sets %H equal to the number of holidays between the two dates. It is assumed that the HOLIDAY global contains only weekday holidays.

The second FOR loop (F %J=%J:1 ... ) steps forward from the earliest date and stops at the first Sunday or at the ending date (whichever comes first) counting the number of workdays.

The third FOR loop (F %K=%K:-1 ... ) steps backward from the latest date and stops at the first Sunday or at the beginning date (whichever comes first), counting the workdays.

Then %I is set equal to the number of days between the two Sundays.

Finally, X is set equal to the total counted days minus the number of weekend days between the two Sundays ( -(%I\7\*2) ).

**Format** ^XUWORKDY

**Input Variables** X: (required) Starting date in VA FileMan internal format (e.g., 2850420).

X1: (required) Ending date in VA FileMan internal format (e.g., 2850707).

**Output Variables** X: The number of workdays in the interval.

**Example**

```
>S X=2850420,X1=2850707 D ^XUWORKDY W X
```

```
55
```

**16.4.3.3 \$\$EN^XUWORKDY: Number of Workdays Calculation**

**NOTE:** The XUWORKDY routine is maintained for code that might still use it.

**Reference Type** Supported

**Category** Miscellaneous

**IA #** 10046

**Description**

To use the ^XUWORKDY APIs, you *must* make sure that HOLIDAY file (#40.5) is populated with each year's holidays for the workday calculation to work correctly. If it is not populated, you need to populate it yourself (Kernel distributes this file without data). Only enter holidays that fall on weekdays, however.

The \$\$EN^XUWORKDY extrinsic function is used to calculate the number of workdays between two dates (date1, date2). It returns a positive value if date1<date2 and a negative value if date1>date2. If either date is imprecisely specified, or if the HOLIDAY global is empty, then \$\$EN^XUWORKDY returns a NULL string.

The first FOR loop in ^XUWORKDY checks the HOLIDAY global and sets %H equal to the number of holidays between the two dates. It is assumed that the HOLIDAY global contains only weekday holidays.

The second FOR loop (F %J=%J:1 ... ) steps forward from the earliest date and stops at the first Sunday or at the ending date (whichever comes first) counting the number of workdays.

The third FOR loop (F %K=%K:-1 ... ) steps backward from the latest date and stops at the first Sunday or at the beginning date (whichever comes first), counting the workdays.

Then %I is set equal to the number of days between the two Sundays.

Finally, the return value is set equal to the total counted days minus the number of weekend days between the two Sundays ( -(%I\7\*2) ).

**Format**

```
$$EN^XUWORKDY(date1,date2)
```

|                         |          |                                                                         |
|-------------------------|----------|-------------------------------------------------------------------------|
| <b>Input Parameters</b> | date1:   | (required) Starting date in VA FileMan internal format (e.g., 2850420). |
|                         | date2:   | (required) Ending date in VA FileMan internal format (e.g., 2850707).   |
| <b>Output</b>           | returns: | Returns the number of workdays in the interval.                         |

**Example**

```
>W $$EN^XUWORKDY(3090102,3090108)
4
```

**16.4.3.4 \$\$WORKDAY^XUWORKDY: Workday Validation**

**NOTE:** The XUWORKDY routine is maintained for code that might still use it.

|                         |                                                                                                                                                                                                                                                                                                                                                                                                                                                                                                                                                                                     |
|-------------------------|-------------------------------------------------------------------------------------------------------------------------------------------------------------------------------------------------------------------------------------------------------------------------------------------------------------------------------------------------------------------------------------------------------------------------------------------------------------------------------------------------------------------------------------------------------------------------------------|
| <b>Reference Type</b>   | Supported                                                                                                                                                                                                                                                                                                                                                                                                                                                                                                                                                                           |
| <b>Category</b>         | Miscellaneous                                                                                                                                                                                                                                                                                                                                                                                                                                                                                                                                                                       |
| <b>IA #</b>             | 10046                                                                                                                                                                                                                                                                                                                                                                                                                                                                                                                                                                               |
| <b>Description</b>      | <p>To use the ^XUWORKDY APIs, you <i>must</i> make sure that HOLIDAY file (#40.5) is populated with each year's holidays for the workday calculation to work correctly. If it is not populated, you need to populate it yourself (Kernel distributes this file without data). Only enter holidays that fall on weekdays, however.</p> <p>The \$\$WORKDAY^XUWORKDY extrinsic function returns 1 if the date submitted is a workday and 0 if it is not. If the date is imprecisely specified, or if the HOLIDAY global is empty, then \$\$WORKDAY^XUWORKDY returns a NULL string.</p> |
| <b>Format</b>           | \$\$WORKDAY^XUWORKDY(date)                                                                                                                                                                                                                                                                                                                                                                                                                                                                                                                                                          |
| <b>Input Parameters</b> | date: (required) Starting date in VA FileMan internal format (e.g., 2850420).                                                                                                                                                                                                                                                                                                                                                                                                                                                                                                       |
| <b>Output</b>           | returns: Returns: <ul style="list-style-type: none"> <li>• 1—Workday</li> <li>• 0—Non-Workday</li> </ul>                                                                                                                                                                                                                                                                                                                                                                                                                                                                            |

**Example 1**

This example shows the return value when a workday in VA FileMan internal format is input:

```
>W $$WORKDAY^XUWORKDY(3090102)
1
```

**Example 2**

This example shows the return value when a non-workday in VA FileMan internal format is input:

```
>W $$WORKDAY^XUWORKDY(3090103)
0
```

**16.4.3.5 \$\$WORKPLUS^XUWORKDY: Workday Offset Calculation**

**NOTE:** The XUWORKDY routine is maintained for code that might still use it.

|                         |                                                                                                                                                                                                                                                                                                                                                                                                                                                                                                                                                                                                      |
|-------------------------|------------------------------------------------------------------------------------------------------------------------------------------------------------------------------------------------------------------------------------------------------------------------------------------------------------------------------------------------------------------------------------------------------------------------------------------------------------------------------------------------------------------------------------------------------------------------------------------------------|
| <b>Reference Type</b>   | Supported                                                                                                                                                                                                                                                                                                                                                                                                                                                                                                                                                                                            |
| <b>Category</b>         | Miscellaneous                                                                                                                                                                                                                                                                                                                                                                                                                                                                                                                                                                                        |
| <b>IA #</b>             | 10046                                                                                                                                                                                                                                                                                                                                                                                                                                                                                                                                                                                                |
| <b>Description</b>      | <p>To use the ^XUWORKDY APIs, you <i>must</i> make sure that HOLIDAY file (#40.5) is populated with each year's holidays for the workday calculation to work correctly. If it is not populated, you need to populate it yourself (Kernel distributes this file without data). Only enter holidays that fall on weekdays, however.</p> <p>The \$\$WORKPLUS^XUWORKDY extrinsic function returns the date that is "n" working days (i.e., offset) +/- of the input date. If the date is imprecisely specified, or if the HOLIDAY global is empty, then \$\$WORKPLUS^XUWORKDY returns a NULL string.</p> |
| <b>Format</b>           | \$\$WORKPLUS^XUWORKDY(date,offset)                                                                                                                                                                                                                                                                                                                                                                                                                                                                                                                                                                   |
| <b>Input Parameters</b> | <p>date: (required) Starting date in VA FileMan internal format (e.g., 2850420).</p> <p>offset: (required) The number of days to offset.</p>                                                                                                                                                                                                                                                                                                                                                                                                                                                         |
| <b>Output</b>           | returns: Returns the date in VA FileMan internal format that is "n" working days (i.e., offset) +/- of the input date.                                                                                                                                                                                                                                                                                                                                                                                                                                                                               |

**Example**

```
>W $$WORKPLUS^XUWORKDY(3090108,3)
3090113
```



# 17 Name Standardization: Developer Tools

## 17.1 Application Program Interface (API)

Several APIs are available for developers to work with name standardization. These APIs are described below.

### 17.1.1 \$\$BLDNAME^XLFNAME(): Build Name from Component Parts

|                       |                                                                                                                                    |
|-----------------------|------------------------------------------------------------------------------------------------------------------------------------|
| <b>Reference Type</b> | Supported                                                                                                                          |
| <b>Category</b>       | Name Standardization                                                                                                               |
| <b>IA #</b>           | 3065                                                                                                                               |
| <b>Description</b>    | This extrinsic function takes the component parts of a name and returns the name, truncated if necessary, in the following format: |

Family\_name,Given\_name<space>Middle\_name<space>Suffix(es)

|               |                                                  |
|---------------|--------------------------------------------------|
| <b>Format</b> | <code>\$\$BLDNAME^XLFNAME( .name[ ,max] )</code> |
|---------------|--------------------------------------------------|

|                         |                    |                                             |
|-------------------------|--------------------|---------------------------------------------|
| <b>Input Parameters</b> | <code>.name</code> | (required) The component parts of the name: |
|-------------------------|--------------------|---------------------------------------------|

- NAME("FAMILY") = Family (Last) Name
- NAME("GIVEN") = Given (First) Name(s)
- NAME("MIDDLE") = Middle Name(s)
- NAME("SUFFIX") = Suffix(es)

Alternatively, this array can contain the file number, IENS, and field number of the field that contains the name. If the name has a corresponding entry in the NAME COMPONENTS file (#20), then the name components are obtained from that entry.

Otherwise, the name is obtained directly from the file, record, and field specified, and the name components are obtained by making a call to the STDNAME^XLFNAME(): Name Standardization Routine API.

- NAME("FILE") = Source file number (required)
- NAME("IENS") = IENS of entry in the source file (required)
- NAME("FIELD") = Source field number (required)

**max:** (optional) The maximum length of the Name to be returned (default = 256). See the following section named "Details" for a description of the pruning algorithm.

**Output** **returns:** Returns the name, truncated if necessary, in the following format:  
Family\_name, Given\_name<space>Middle\_name<space>Suffix(es)

### Details

If the MAX input parameter is used, and the resulting name is longer than MAX, the following pruning algorithm is performed to shorten the name:

1. Truncate Middle Name from the right-most position until only the initial character is left;
2. Drop suffix;
3. Truncate Given Name from the right-most position until only the initial character is left;
4. Truncate Family Name from the right-most position;
5. Truncate the name from the right.

### Example 1

Suppose the MYNAME array contains the following elements:

```
MYNAME ("FAMILY") = "XUUSER"
MYNAME ("GIVEN") = "SIXTY"
MYNAME ("MIDDLE") = "K. "
MYNAME ("SUFFIX") = "JR"
```

Calls to \$\$BLDNAME^XLFNAME will return the name as follows:

```
>S X=$$BLDNAME^XLFNAME (.MYNAME)

>W X
XUUSER, SIXTY K JR
```

"Pruning" the name to 12 characters total:

```
>S X=$$BLDNAME^XLFNAME (.MYNAME, 12)

>W X
XUUSER, SI K
```



**Example 2**

If an entry in the NAME COMPONENTS file (#20) stores the components of a name stored in the NAME field (#.01) of record number 32 in the NEW PERSON file (#200), and the data in the corresponding record in the NAME COMPONENT file (#20) is:

```
FILE=200
FIELD=.01
IENS="32,"
GIVEN NAME="SIXTY"
MIDDLE NAME="K."
FAMILY NAME="XUUSER"
SUFFIX="JR"
```

You can set:

```
MYNAME("FILE")=200
MYNAME("FIELD")=.01
MYNAME("IENS")="32,"
```

Then call `$$BLDNAME^XLFFNAME` as in Example 1, listed previously:

```
>S X=$$BLDNAME^XLFFNAME(.MYNAME)

>W X
XUUSER,SIXTY K JR
```

"Pruning" the name to 12 characters total:

```
>S X=$$BLDNAME^XLFFNAME(.MYNAME,12)

>W X
XUUSER,SI K
```

## 17.1.2 \$\$CLEANC^XLFNAME(): Name Component Standardization Routine

|                         |                                                                                                 |                                                                                                                                                                                                                                                                                                                                                                                                                                                                                                                                                                                                                                                                                                                                                                                                                                                                                                                                                                      |
|-------------------------|-------------------------------------------------------------------------------------------------|----------------------------------------------------------------------------------------------------------------------------------------------------------------------------------------------------------------------------------------------------------------------------------------------------------------------------------------------------------------------------------------------------------------------------------------------------------------------------------------------------------------------------------------------------------------------------------------------------------------------------------------------------------------------------------------------------------------------------------------------------------------------------------------------------------------------------------------------------------------------------------------------------------------------------------------------------------------------|
| <b>Reference Type</b>   | Supported                                                                                       |                                                                                                                                                                                                                                                                                                                                                                                                                                                                                                                                                                                                                                                                                                                                                                                                                                                                                                                                                                      |
| <b>Category</b>         | Name Standardization                                                                            |                                                                                                                                                                                                                                                                                                                                                                                                                                                                                                                                                                                                                                                                                                                                                                                                                                                                                                                                                                      |
| <b>IA #</b>             | 3065                                                                                            |                                                                                                                                                                                                                                                                                                                                                                                                                                                                                                                                                                                                                                                                                                                                                                                                                                                                                                                                                                      |
| <b>Description</b>      | This extrinsic function takes a single name component and returns that name in standard format. |                                                                                                                                                                                                                                                                                                                                                                                                                                                                                                                                                                                                                                                                                                                                                                                                                                                                                                                                                                      |
| <b>Format</b>           | <code>\$\$CLEANC^XLFNAME( comp[ , flags ] )</code>                                              |                                                                                                                                                                                                                                                                                                                                                                                                                                                                                                                                                                                                                                                                                                                                                                                                                                                                                                                                                                      |
| <b>Input Parameters</b> | comp:                                                                                           | (required) The name component to be converted to standard format.                                                                                                                                                                                                                                                                                                                                                                                                                                                                                                                                                                                                                                                                                                                                                                                                                                                                                                    |
|                         | flags:                                                                                          | (optional) Flag to control processing. Possible values are: <ul style="list-style-type: none"> <li>• <b>F</b>—If the name component to be converted is the FAMILY (LAST) NAME, pass the "F" flag. With the "F" flag, colons (:), semicolons (;), and commas (,) are converted to hyphens (-). Spaces and all punctuation except hyphens are removed. Two or more consecutive spaces or hyphens are replaced with a single space or hyphen. Birth position indicators 1ST through 10TH are changed to their Roman numeral equivalents.</li> <li>• <b>NULL</b>—Without the "F" flag, the component is converted to upper case. Colons (:), semicolons (;), commas (,), and periods (.) are converted to spaces. All punctuation except for hyphens and spaces are removed. Two or more consecutive spaces or hyphens are replaced with a single space or hyphen. Birth position indicators 1ST through 10TH are changed to their Roman numeral equivalents.</li> </ul> |
| <b>Output</b>           | returns:                                                                                        | Returns the standard formatted name.                                                                                                                                                                                                                                                                                                                                                                                                                                                                                                                                                                                                                                                                                                                                                                                                                                                                                                                                 |

**Example 1**

Standardize family (last) name:

```
>Set X=$$CLEANC^XLFNAME("XUUSER-XU U SER","F")

>W X
XUUSER-XUUSER

>Set X=$$CLEANC^XLFNAME("XUUSER-XU U SER 2ND","F")

>W X
XUUSER-XUUSER.II

>Set X=$$CLEANC^XLFNAME("XUUSER-XU U SER")

>W X
XUUSER-XU U SER

>Set X=$$CLEANC^XLFNAME("ST. USER","F")

>W X
STUSER
```

**Example 2**

Standardize other (non-family) name components:

```
>S X=$$CLEANC^XLFNAME("F.O.")

>W X
F O

>S X=$$CLEANC^XLFNAME("FORTY' ")

>W X
FORTY

>S X=$$CLEANC^XLFNAME("FORTY ONE")

>W X
FORTY ONE

>S X=$$CLEANC^XLFNAME("FORTY-ONE")

>W X
FORTY-ONE
```

### 17.1.3 \$\$FMNAME^XLFNAME(): Convert HL7 Formatted Name to Name

|                          |                                                                                                                                                                                                                                                                                                                                                                                                                                                                                                                                                                                                                                                                                                                                                                                                               |
|--------------------------|---------------------------------------------------------------------------------------------------------------------------------------------------------------------------------------------------------------------------------------------------------------------------------------------------------------------------------------------------------------------------------------------------------------------------------------------------------------------------------------------------------------------------------------------------------------------------------------------------------------------------------------------------------------------------------------------------------------------------------------------------------------------------------------------------------------|
| <b>Reference Type</b>    | Supported                                                                                                                                                                                                                                                                                                                                                                                                                                                                                                                                                                                                                                                                                                                                                                                                     |
| <b>Category</b>          | Name Standardization                                                                                                                                                                                                                                                                                                                                                                                                                                                                                                                                                                                                                                                                                                                                                                                          |
| <b>IA #</b>              | 3065                                                                                                                                                                                                                                                                                                                                                                                                                                                                                                                                                                                                                                                                                                                                                                                                          |
| <b>Description</b>       | This extrinsic function converts an HL7 formatted input name to a Vista formatted name.                                                                                                                                                                                                                                                                                                                                                                                                                                                                                                                                                                                                                                                                                                                       |
| <b>Format</b>            | <code>\$\$FMNAME^XLFNAME([.]name[,flags][,delim])</code>                                                                                                                                                                                                                                                                                                                                                                                                                                                                                                                                                                                                                                                                                                                                                      |
| <b>Input Parameters</b>  | <p>[.]name: (required) This is the HL7 name to be converted; it can be passed by reference. If the "C" flag is used, the name components are returned in nodes descendent from this parameter (see "Output" that follows).</p> <p>flags: (optional) Flags to controls processing. Possible values are:</p> <ul style="list-style-type: none"> <li>• C—Return name components in the NAME array (see "Output" that follows).</li> <li>• L#—Truncate the returned name to a maximum Length of # characters, where # is an integer between 1 and 256.</li> <li>• M—Return the name in Mixed case, with the first letter of each name component capitalized.</li> <li>• S—Return the name in Standardized form.</li> </ul> <p>delim: (optional) The delimiter used in the HL7 formatted name (default = "^").</p> |
| <b>Output Parameters</b> | <p>name: If the FLAGS input parameter contains a "C", the component parts of the name are returned in the NAME array:</p> <pre>NAME("FAMILY") = Family (Last) Name NAME("GIVEN") = Given (First) Name(s) NAME("MIDDLE") = Middle Name(s) NAME("SUFFIX") = Suffix(es)</pre>                                                                                                                                                                                                                                                                                                                                                                                                                                                                                                                                    |

## Details

If the L# flag is used, and the resulting name is longer than #, the following pruning algorithm is performed to shorten the name:

1. Truncate Middle Name from the right-most position until only the initial character is left;
2. Drop suffix;
3. Truncate Given Name from the right-most position until only the initial character is left;
4. Truncate Family Name from the right-most position;
5. Truncate the name from the right.

### Example 1

Convert an HL7 formatted name to a VistA name:

```
>S X=$$FMNAME^XLFNAME("XUUSER^SIXTY^K.^JR^MR.^PHD")
>W X
XUUSER,SIXTY K. JR

>S X=$$FMNAME^XLFNAME("XUUSER^SIXTY^K.^JR^MR.^PHD","S")
>W X
XUUSER,SIXTY K JR

>S X=$$FMNAME^XLFNAME("XUUSER^SIXTY^K.^JR^MR.^PHD","M")
>W X
Xuuser,Sixty K. Jr

>S X=$$FMNAME^XLFNAME("XUUSER^SIXTY^K.^JR^MR.^PHD","SL12")
>W X
XUUSER,SI K
```

### Example 2

Convert an HL7 formatted name where "~" is the delimiter to a standard name:

```
>S X=$$FMNAME^XLFNAME("XUUSER~SIXTY~K.~JR~MR","S","~")
>W X
XUUSER,SIXTY K JR
```

**Example 3**

Convert an HL7 formatted name to a standard name, and return the components of that name in the MYNAME array:

```
>S MYNAME="XUUSER^SIXTY^K.^JR^MR.^PHD"
>W $$FMNAME^XLFNAME(.MYNAME,"CS")
XUUSER,SIXTY K JR
>ZW MYNAME
MYNAME=XUUSER^SIXTY^K.^JR^MR.^PHD
MYNAME("DEGREE")=PHD
MYNAME("FAMILY")=XUUSER
MYNAME("GIVEN")=SIXTY
MYNAME("MIDDLE")=K.
MYNAME("PREFIX")=MR.
MYNAME("SUFFIX")=JR
```

### 17.1.4 \$\$HLNAME^XLFNAME(): Convert Name to HL7 Formatted Name

|                       |                                                                          |
|-----------------------|--------------------------------------------------------------------------|
| <b>Reference Type</b> | Supported                                                                |
| <b>Category</b>       | Name Standardization                                                     |
| <b>IA #</b>           | 3065                                                                     |
| <b>Description</b>    | This extrinsic function converts an input name to an HL7 formatted name. |
| <b>Format</b>         | \$\$HLNAME^XLFNAME([.]name[,flags][,delim])                              |

|                         |                                                                                                                                                                                                                                                                                                                                                                                                                                                                                                                                                                                                                                                                                                                                                                                                                                                                                                                                                                                                                                                                                                                                                                                                                                                                                                                                                                                |
|-------------------------|--------------------------------------------------------------------------------------------------------------------------------------------------------------------------------------------------------------------------------------------------------------------------------------------------------------------------------------------------------------------------------------------------------------------------------------------------------------------------------------------------------------------------------------------------------------------------------------------------------------------------------------------------------------------------------------------------------------------------------------------------------------------------------------------------------------------------------------------------------------------------------------------------------------------------------------------------------------------------------------------------------------------------------------------------------------------------------------------------------------------------------------------------------------------------------------------------------------------------------------------------------------------------------------------------------------------------------------------------------------------------------|
| <b>Input Parameters</b> | <p>[.]name: (required) The component parts of the name to be converted:</p> <p>NAME("FAMILY") = Family (Last) Name (required)<br/> NAME("GIVEN") = Given (First) Name(s) (optional)<br/> NAME("MIDDLE") = Middle Name(s) (optional)<br/> NAME("SUFFIX") = Suffix(es) (optional)<br/> NAME("PREFIX") = Prefix (optional)<br/> NAME("DEGREE") = Degree (optional)</p> <p>Alternatively, this array can contain the file number, IENS, and field number of the field that contains the name. If the name has a corresponding entry in the NAME COMPONENTS file (#20), then the name components are obtained from that entry. Otherwise, the name is obtained directly from the file, record, and field specified, and the name components are obtained by making a call to the STDNAME^XLFNAME(): Name Standardization Routine API.</p> <p>NAME("FILE") = Source file number (required)<br/> NAME("IENS") = IENS of entry in the source file (required)<br/> NAME("FIELD") = Source field number (required)</p> <p>Another alternative is to pass in the unsubscripted NAME parameter the name to be converted. \$HLNAME^XLFNAME obtains the components parts of that name by making a call to the STDNAME^XLFNAME(): Name Standardization Routine API. This alternative is recommended only for names that do not have associated entries on the NAME COMPONENTS file (#20).</p> |
|                         | <p>flags: (optional) Flags to controls processing. Possible values are:</p> <ul style="list-style-type: none"> <li>• L#—Truncate the returned name to a maximum Length of # characters, where # is an integer between 1 and 256.</li> <li>• S—Return the name components in the HL7 formatted name in Standardized form.</li> </ul>                                                                                                                                                                                                                                                                                                                                                                                                                                                                                                                                                                                                                                                                                                                                                                                                                                                                                                                                                                                                                                            |
|                         | <p>delim: (optional) The delimiter to use in the HL7 string (default = "^").</p>                                                                                                                                                                                                                                                                                                                                                                                                                                                                                                                                                                                                                                                                                                                                                                                                                                                                                                                                                                                                                                                                                                                                                                                                                                                                                               |
| <b>Output</b>           | <p>returns: Returns the converted name in HL7 format.</p>                                                                                                                                                                                                                                                                                                                                                                                                                                                                                                                                                                                                                                                                                                                                                                                                                                                                                                                                                                                                                                                                                                                                                                                                                                                                                                                      |

**Details**

If the L# flag is used, and the resulting name is longer than #, the following pruning algorithm is performed to shorten the name:

1. Truncate Middle Name from the right-most position until only the initial character is left;
2. Drop suffix;
3. Truncate Given Name from the right-most position until only the initial character is left;
4. Truncate Family Name from the right-most position;
5. Truncate the name from the right.

**Example 1**

Suppose the MYNAME array contains the following elements:

```
MYNAME("PREFIX") = "MR. "
MYNAME("GIVEN") = "SIXTY"
MYNAME("MIDDLE") = "K. "
MYNAME("FAMILY") = "XUUSER"
MYNAME("SUFFIX") = "JR"
MYNAME("DEGREE") = "PHD"
```

Then calls to the \$\$HLNAME^XLFNAME API will return the name as follows:

```
>S X=$$HLNAME^XLFNAME(.MYNAME)
>W X
XUUSER^SIXTY^K. ^JR^MR. ^PHD

>S X=$$HLNAME^XLFNAME(.MYNAME, " ", "~")
>W X
XUUSER~SIXTY~K. ~JR~MR. ~PHD

>S X=$$HLNAME^XLFNAME(.MYNAME, "S", "~")
>W X
XUUSER~SIXTY~K~JR~MR~PHD

>S X=$$HLNAME^XLFNAME(.MYNAME, "L12S")
>W X
XUUSER^SI^K
```



**Example 2**

If an entry in the NAME COMPONENTS stores the components of a name stored in the NAME field (#.01) of record number 32 in the NEW PERSON file (#200), and the data in the corresponding record in the NAME COMPONENT file (#20) is:

```
FILE = 200
FIELD = .01
IENS = "32,"
PREFIX = "MR. "
GIVEN NAME = "SIXTY"
MIDDLE NAME = "K."
FAMILY NAME = "XUUSER"
SUFFIX = "JR"
DEGREE = "PHD"
```

You can set:

```
MYNAME("FILE") = 200
MYNAME("FIELD") = .01
MYNAME("IENS") = "32,"
```

Then call the \$\$HLNAME^XLFFNAME API, as in Example 1, to return the name in various formats.

**Example 3**

Convert a name passed by value to HL7 format:

```
>S X=$$HLNAME^XLFFNAME("XUUSER,SIXTY HOWARD II")

>W X
XUUSER^SIXTY^HOWARD^II

>S X=$$HLNAME^XLFFNAME("XUUSER,SIXTY HOWARD II","S")

>W X
XUUSER^SIXTY^HOWARD^II

>S X=$$HLNAME^XLFFNAME("XUUSER,SIXTY HOWARD II","SL10","~")

>W X
XUUSE~S~H
```

## 17.1.5 NAMECOMP^XLFNAME(): Component Parts from Standard Name

|                          |                                                                                                                                                                                                                                                                                                       |
|--------------------------|-------------------------------------------------------------------------------------------------------------------------------------------------------------------------------------------------------------------------------------------------------------------------------------------------------|
| <b>Reference Type</b>    | Supported                                                                                                                                                                                                                                                                                             |
| <b>Category</b>          | Name Standardization                                                                                                                                                                                                                                                                                  |
| <b>IA #</b>              | 3065                                                                                                                                                                                                                                                                                                  |
| <b>Description</b>       | This API takes a name in standard format and returns in an array the component parts of that name.                                                                                                                                                                                                    |
| <b>Format</b>            | NAMECOMP^XLFNAME ( .name )                                                                                                                                                                                                                                                                            |
| <b>Input Parameters</b>  | .name: (required) This parameter is the name in standard format to be parsed. NAMECOMP^XLFNAME returns the component parts of the name in nodes descendent from NAME. (See "Output" that follows.)                                                                                                    |
| <b>Output Parameters</b> | .name: The component parts of the name are returned in the NAME array passed in. <ul style="list-style-type: none"> <li>• NAME("FAMILY") = Family (last) Name</li> <li>• NAME("GIVEN") = Given (first) Name</li> <li>• NAME("MIDDLE") = Middle Name</li> <li>• NAME("SUFFIX") = Suffix(es)</li> </ul> |

### Example

In this example, the MYNAME variable is set to the standard name. The NAMECOMP^XLFNAME call is made to return in the MYNAME array the component parts of that name:

```
>S MYNAME="XUUSER-XUUSER,FORTY ONE S MD"
>D NAMECOMP^XLFNAME (.MYNAME)

>ZW MYNAME
MYNAME=XUUSER-XUUSER,FORTY ONE S MD
MYNAME("FAMILY")=XUUSER-XUUSER
MYNAME("GIVEN")=FORTY ONE
MYNAME("MIDDLE")=S
MYNAME("SUFFIX")=MD
```

## 17.1.6 \$\$NAMEFMT^XLFNAME(): Formatted Name from Name Components

|                       |                                                                                |
|-----------------------|--------------------------------------------------------------------------------|
| <b>Reference Type</b> | Supported                                                                      |
| <b>Category</b>       | Name Standardization                                                           |
| <b>IA #</b>           | 3065                                                                           |
| <b>Description</b>    | This extrinsic function returns a name converted to a form useful for display. |
| <b>Format</b>         | <code>\$\$NAMEFMT^XLFNAME( .name[ ,format][ ,flags] )</code>                   |

|                         |        |                                                                                                                                                                                                                                                                                                                                                                                                                                       |
|-------------------------|--------|---------------------------------------------------------------------------------------------------------------------------------------------------------------------------------------------------------------------------------------------------------------------------------------------------------------------------------------------------------------------------------------------------------------------------------------|
| <b>Input Parameters</b> | .name: | (required) An array that contains the component parts of the name: <ul style="list-style-type: none"> <li>• NAME("FAMILY") = Family (Last) Name (required)</li> <li>• NAME("GIVEN") = Given (First) Name(s) (optional)</li> <li>• NAME("MIDDLE") = Middle Name(s) (optional)</li> <li>• NAME("SUFFIX") = Suffix(es) (optional)</li> <li>• NAME("PREFIX") = Prefix (optional)</li> <li>• NAME("DEGREE") = Degree (optional)</li> </ul> |
|-------------------------|--------|---------------------------------------------------------------------------------------------------------------------------------------------------------------------------------------------------------------------------------------------------------------------------------------------------------------------------------------------------------------------------------------------------------------------------------------|

Alternatively, this array can contain the file number, IENS, and field number of the field that contains the name. If the name has a corresponding entry in the NAME COMPONENTS file (#20), then the name components are obtained from that entry.

Otherwise, the name is obtained directly from the file, record, and field specified, and the name components are obtained by making a call to the STDNAME^XLFNAME(): Name Standardization Routine API.

- NAME("FILE") = Source file number (required)
- NAME("IENS") = IENS of entry in the source file (required)
- NAME("FIELD") = Source field number (required)

|         |                                                                                              |
|---------|----------------------------------------------------------------------------------------------|
| format: | (optional) Controls the general formatting of the output (default = G). Possible values are: |
|---------|----------------------------------------------------------------------------------------------|

- F—Return **F**amily (Last) Name first.
- G—Return **G**iven (First) Name first.
- O—Return **O**nly the Family (Last) Name.

- flags: (optional) Flags to controls processing. Possible values are:
- C—If the "F" format is used, return a **C**omma between the Family (Last) and Given (First) Names. Otherwise, the Family (Last) Name and the Given (First) Name are separated by a space. (Ignored if the "F" format is not used.)
  - D—Return the **D**egree.
  - Dc—Return the **D**egree preceded by a **c**omma and space.
  - L#—Truncate the returned name to a maximum Length of # characters, where # is an integer between 1 and 256. See "Details" as follows for a description of the pruning algorithm.
  - M—Return the name in **M**ixed case, with the first letter of each name component capitalized.
  - P—Return the **P**refix.
  - S—**S**tandardize the name components before building formatted name.
  - Xc—Precede the Suffi**X** with a comma and space.

**Output** returns: Returns the formatted name.

### Details

If the L# flag is used, and the resulting name is longer than #, the following pruning algorithm is performed to shorten the name:

1. Drop Degree;
2. Drop Prefix;
3. Truncate Middle Name from the right-most position until only the initial character is left;
4. Drop suffix;
5. Truncate Given Name from the right-most position until only the initial character is left;
6. Truncate Family Name from the right-most position;
7. Truncate the name from the right.

**Example 1**

Suppose the MYNAME array contains the following elements:

```
MYNAME ("PREFIX") = "MR. "
MYNAME ("GIVEN") = "SIXTY"
MYNAME ("MIDDLE") = "K. "
MYNAME ("FAMILY") = "XUUSER"
MYNAME ("SUFFIX") = "JR"
MYNAME ("DEGREE") = "PHD"
```

Then calls to the \$\$NAMEFMT^XLFNAME API will return the name as follows:

```
>S X=$$NAMEFMT^XLFNAME(.MYNAME, "F")

>W X
XUUSER SIXTY K. JR

>S X=$$NAMEFMT^XLFNAME(.MYNAME, "F", "C")

>W X
XUUSER,SIXTY K. JR

>S X=$$NAMEFMT^XLFNAME(.MYNAME, "F", "CS")

>W X
XUUSER,SIXTY K JR

>S X=$$NAMEFMT^XLFNAME(.MYNAME, "F", "CSD")

>W X
XUUSER,SIXTY K JR PHD

>S X=$$NAMEFMT^XLFNAME(.MYNAME, "F", "CDcXc")

>W X
XUUSER,SIXTY K. , JR, PHD

>S X=$$NAMEFMT^XLFNAME(.MYNAME, "F", "CSL12")

>W X
XUUSER,SI K

>S X=$$NAMEFMT^XLFNAME(.MYNAME, "F", "CMD")

>W X
Xuuser,Sixty K. Jr Phd

>S X=$$NAMEFMT^XLFNAME(.MYNAME, "G")

>W X
SIXTY K. XUUSER JR

>S X=$$NAMEFMT^XLFNAME(.MYNAME, "G", "D")

>W X
SIXTY K. XUUSER JR PHD
```

## Name Standardization: Developer Tools

```
>S X=$$NAMEFMT^XLFNAME(.MYNAME,"G","Dc")

>W X
SIXTY K. XUUSER JR, PHD

>S X=$$NAMEFMT^XLFNAME(.MYNAME,"G","P")

>W X
MR. SIXTY K. XUUSER JR

>S X=$$NAMEFMT^XLFNAME(.MYNAME,"G","Xc")

>W X
SIXTY K. XUUSER, JR

>S X=$$NAMEFMT^XLFNAME(.MYNAME,"G","PDcXc")

>W X
MR. SIXTY K. XUUSER, JR, PHD

>S X=$$NAMEFMT^XLFNAME(.MYNAME,"G","PDcXcM")

>W X
Mr. Sixty K. Xuuser, Jr, PhD

>S X=$$NAMEFMT^XLFNAME(.MYNAME,"G","S")

>W X
SIXTY K XUUSER JR

>S X=$$NAMEFMT^XLFNAME(.MYNAME,"G","SL12")

>W X
SI K XUUSER

>S X=$$NAMEFMT^XLFNAME(.MYNAME,"O")

>W X
XUUSER

>S X=$$NAMEFMT^XLFNAME(.MYNAME,"O","S")

>W X
XUUSER

>S X=$$NAMEFMT^XLFNAME(.MYNAME,"O","M")

>W X
Xuuser

>S X=$$NAMEFMT^XLFNAME(.MYNAME,"O","L3")

>W X
XU
```

**Example 2**

If an entry in the NAME COMPONENTS stores the components of a name stored in the NAME field (#.01) of record number 32 in the NEW PERSON file (#200), and the data in the corresponding record in the NAME COMPONENT file (#20) is:

```
FILE = 200
FIELD = .01
IENS = "32,"
PREFIX = "MR. "
GIVEN NAME = "SIXTY"
MIDDLE NAME = "K."
FAMILY NAME = "XUUSER"
SUFFIX = "JR"
DEGREE = "PHD"
```

You can set:

```
MYNAME("FILE")=200
MYNAME("FIELD")=.01
MYNAME("IENS")="32,"
```

Then call the \$\$NAMEFMT^XLFNAME API, as in Example 1, to return the name in various formats.

**17.1.7 STDNAME^XLFNAME(): Name Standardization Routine**

|                       |                                                                            |
|-----------------------|----------------------------------------------------------------------------|
| <b>Reference Type</b> | Supported                                                                  |
| <b>Category</b>       | Name Standardization                                                       |
| <b>IA #</b>           | 3065                                                                       |
| <b>Description</b>    | This API parses a name and converts it into the following standard format: |

Family\_name,Given\_name<space>Middle\_name<space>Suffix(es)

A name in standard format is entirely in uppercase, and contains no Arabic numerals. The Family\_name (last name) portion of a standard name appears to the left of the comma and contains no spaces and no punctuation except hyphens (-). The other parts of a standard name (the portion to the right of the comma) contain no punctuation except for hyphens and spaces. NMI and NMN are not used for the Middle\_name.

STDNAME^XLFNAME optionally returns in an array the component parts of the name. It also optionally returns information in an array about possible problems encountered during the conversion of the name to standard form and the parsing of the name into its component parts.

|               |                                         |
|---------------|-----------------------------------------|
| <b>Format</b> | STDNAME^XLFNAME(.name[,flags][,.audit]) |
|---------------|-----------------------------------------|

**Input Parameters**

**.name** (required) NAME is the name to be converted to standard format. It is assumed that the name is in the general format:

Family\_name, Given\_name(s) Middle\_name Suffix(es)

If the "F" flag is not used, and the name contains no comma, it is assumed the name is in the general format:

Given\_name(s) Middle\_name Family\_name Suffix(es)

The standard form of the name is returned in the NAME variable. If the "C" flag is passed in, the components of the name are returned in nodes descendent from NAME. (See "Output" that follows.)

**flags:** (optional) Flags to control processing. Possible values are:

- C—Return name components in the NAME array. (See "Output" that follows.)
- F—If the name passed in the NAME input parameter does not contain a comma, assume it is the Family Name only. For example, if the name input is "ST USER", return the name as "STUSER" instead of "USER,ST".
- G—Do not return AUDIT("GIVEN") even if the Given Name is missing.
- P—Remove text in parentheses ( ), brackets [ ], or braces { } from the name. If such text is actually removed, return AUDIT("STRIP").

**.audit:** (optional) If provided, this is an array that STDNAME^XLFNAME returns if there are any ambiguities or possible problems in standardizing the name or parsing the name into component parts. (See "Output" that follows.)

**Output Parameters**

**name:** This parameter is set to the name that was input converted to standard format.

If the Flags input parameter contains a "C", the component parts of the name are returned in the NAME array:

NAME("FAMILY") = Family (Last) Name  
 NAME("GIVEN") = Given (First) Name(s)  
 NAME("MIDDLE") = Middle Name  
 NAME("SUFFIX") = Suffix(es)

**audit:** If this parameter is set to the original name that was passed in the Name parameter. In addition, if there were any problems in the interpretation of the Name being standardized, descendents of Audit are set:

AUDIT("subscript") = ""



where "*subscript*" can be any one of the following:

- AUDIT("FAMILY")—The Family Name starts with ST. (The period and space are removed from the Family Name. For example, the name "ST. USER" is converted to "STUSER".)
- AUDIT("GIVEN")—Returned if there is no Given Name and the "G" flag is not passed in.
- AUDIT("MIDDLE")—Returned if there are three or more names between the first comma and the Suffix(es). (All name parts except the last are assumed to be part of the Given Name. Only the last part is assumed to be the Middle Name.)
- AUDIT("NM")—Returned if NMI or NMN appears to be used as the Middle Name. (NMI and NMN are removed from the standard name, and the Middle Name component is returned as null.)
- AUDIT("NOTE")—Returned if the name appears to contain a note or flag that may not actually be part of the name. For example, the name starts with "C-" or "EEE," or has "FEE" at the end.
- AUDIT("NUMBER")—Returned if a name part (other than a valid numeric Suffix) contains a number.
- AUDIT("PERIOD")—Returned if periods were removed.
- AUDIT("PUNC")—Returned if punctuation was removed.
- AUDIT("SPACE")—Returned if spaces were removed from the Family Name.
- AUDIT("STRIP")—Returned if text in parentheses ( ), brackets [ ], or braces { } were removed from the Name. (This is done only if the "P" flag is passed.)
- AUDIT("SUFFIX")—Returned if:
  - Suffix(es) are found immediately to the left of the 1st comma.
  - I, V, or X, and nothing else except valid suffixes, appear immediately after the Given Name. (It is interpreted as the Middle Name.)
  - The name immediately after the Given Name appears to be a non-numeric suffix (except I, V, and X), and everything after that also appear to be suffixes. (It is assumed there are a Given Name and Suffix(es), but no Middle Name.)

- M.D. or M D is found at the end of the name, or before any valid suffixes at the end of the name. (It is assumed that M and D are initials in the Given or Middle Name rather than a Suffix.)
- The name part before any recognizable suffixes is more than one character in length and does not contain any vowels or Y. It is interpreted as a suffix.
- Suffix is found between commas immediately after the Family Name.

## Details

### Standard Name

In forming the standard name, the following changes are made:

1. The name is converted to uppercase.
2. In the Family Name:
  - a. Semicolons (;) and colons (:) are converted to hyphens (-).  

Spaces and all other punctuation except hyphens are removed.
  - b. Spaces and all other punctuation except hyphens are removed.
3. In the other name parts (Given Name, Middle Name, and Suffix).
  - a. Semicolon, colons, commas (,), and periods (.) are converted to spaces.  

Spaces and all other punctuation except hyphens are removed.
  - b. All punctuation except hyphens and spaces are removed.
4. Hyphens and spaces at the beginning and end of the name are removed.
5. Two or more consecutive hyphens/spaces are replaced with a single hyphen/space.
6. Any suffixes immediate preceding the comma are moved to the end.
7. The suffixes indicating birth positions 1st, 2nd, 3rd, ..., 10th are converted to their Roman numeral equivalents I, II, III, ... X.
8. DR immediately after the comma (or if there is no comma, at the beginning of the name), is assumed to be a suffix and moved to the end of the name.
9. Any suffixes between two commas immediate after the Family Name are moved to the end of the name.
10. NMI or NMN used as a Middle Name is deleted.

## Component Parts Name

In forming the component parts of the name, only the following changes are made:

1. The name component is converted to uppercase.
2. In the Family Name, semicolons (;) and colons (:) are converted to hyphens (-).
3. In the other name parts (Given Name, Middle Name, and Suffix), semicolons, colons, and commas (,) are converted to spaces.
4. Hyphens and spaces at the beginning and end of the name are removed.
5. Two or more consecutive hyphens/spaces are replaced with a single hyphen/space.
6. A Middle Name of NMI or NMN is changed to null.
7. Spaces after periods are removed.
8. Accent graves (`) and carets (^) are removed.

In parsing the name into its component parts, if the name contains a comma or the "F" flag is passed, STDNAME^XLFFNAME looks for suffixes immediately to the left of the first comma, and at the very end of the name. The suffixes it recognizes are 1ST through 10TH, JR, SR, DR, MD, ESQ, DDS, RN, ARNP, DO, PA, and Roman numerals I through X.



**NOTE:** The ARNP, DO, and PA suffixes were added with Kernel Patch XU\*8.0\*535.

If a name part before any recognizable suffixes is more than one character in length, and contains no vowel or 'Y', it is also assumed to be a suffix. The Name Standardization looks for the DR suffix immediately after the first comma, and for any suffix between two commas immediately after the Family Name. The portion of the name to the left of the comma, less any suffixes, is assumed to be the Family Name.

After STDNAME^XLFFNAME accounts for all Suffixes, it looks at the portion of the name after the comma. It assumes that the first space-delimited piece is the Given Name. If any other pieces are left, the last one (rightmost) is assumed to be the Middle Name, and anything else is appended to the end of the Given Name.

If the name contains no comma, and the "F" flag is not passed, STDNAME^XLFFNAME looks for suffixes at the very end of the name. The last space-delimited piece before any suffixes is assumed to be the Family Name. The first space-delimited piece is assumed to be the Given Name. If any other pieces are left, the last one (rightmost) is assumed to be the Middle Name, and anything else is appended to the end of the Given Name.

**Example**

In this example, the MYNAME variable is set to the name to be standardized. The "C" flag indicates that the name components should be returned in the MYNAME array, and the "P" flag indicates that parenthetical text should be removed from the name. STDNAME^XLFFNAME sets MYAUD to original name passed in and sets nodes in the MYAUD array to flag changes and possible problems.

```
>S MYNAME="XUUSER,FIFTY A. B. 2ND (TEST)"
>D STDNAME^XLFFNAME(.MYNAME,"CP",.MYAUD)

>ZW MYNAME
MYNAME=XUUSER,FIFTY A B II
MYNAME("FAMILY")=XUUSER
MYNAME("GIVEN")=FIFTY A.
MYNAME("MIDDLE")=B.
MYNAME("SUFFIX")=2ND

>ZW MYAUD
MYAUD=XUUSER,FIFTY A. B. 2ND (TEST)
MYAUD("MIDDLE")=" "
MYAUD("PERIOD")=" "
MYAUD("SPACE")=" "
MYAUD("STRIP")=" "
```

STDNAME^XLFFNAME returned the standard form of the name in MYNAME as XUUSER,FIFTY A B II. It interpreted FIFTY A. as the given (first) name and B. as the middle name. Since this may not be correct, MYAUD("MIDDLE") is set. Periods were removed and spaces were removed to form the standard name, therefore MYAUD("PERIOD") and MYAUD("SPACE") were set. Finally, since the parenthetical text (TEST) was removed, MYAUD("STRIP") was set.

**17.1.8 DELCOMP^XLFFNAME2(): Delete Name Components Entry**

**Reference Type**      Controlled Subscription

**Category**            Name Standardization

**IA #**                 3066

**Description**        This API deletes an entry in the NAME COMPONENTS file (#20), and optionally, the value of the pointer in the source file that points to the name components entry.



**NOTE:** This API is designed to be used in the KILL logic for the MUMPS cross-reference mentioned previously in the UPDCOMP^XLFFNAME2(): Update Name Components Entry API.

**Format**              DELCOMP^XLFFNAME2(file,[.]record,field[,ptrfield])

|                         |            |                                                                                                                                                                                                |
|-------------------------|------------|------------------------------------------------------------------------------------------------------------------------------------------------------------------------------------------------|
| <b>Input Parameters</b> | file:      | (required) The number of the file or Multiple (the "source file") that contains the name.                                                                                                      |
|                         | [.]record: | (required) The IENS or the Internal Entry Number array (that looks like the DA array) of the record in the source file that contains the name.                                                 |
|                         | field:     | (required) The number of the field in the source file that contains the name.                                                                                                                  |
|                         | ptrfield:  | (optional) The number of the pointer field in the source file that points to the NAME COMPONENTS file (#20). Only if this parameter is passed will the value of this pointer field be deleted. |
| <b>Output</b>           | none       | Deletes record.                                                                                                                                                                                |

**Example**

Suppose that you have a NAME COMPONENTS file (#20) entry that contains the components of a name stored in File #1000, Record #132, Field #.01. Pointer Field #1.1 of that File #1000 is a pointer to the NAME COMPONENTS file (#20). To delete the entry in the NAME COMPONENTS file (#20), and the value of the pointer field, you can do the following:

```
>D DELCOMP^XLFNNAME(1000,132,.01,1.1)
```

## 17.1.9 UPDCOMP^XLFFNAME2(): Update Name Components Entry

**Reference Type**      Controlled Subscription

**Category**            Name Standardization

**IA #**                  3066

**Description**        This API updates an entry in the NAME COMPONENTS file (#20). Optionally, the pointer in the source file that points to the name components entry is also updated.

This API is designed to be used in the SET logic of a MUMPS cross-reference on the name field in a source file, to keep the name field and the associated name components in sync. For an example of its use, see the ANAME index in the INDEX file (#.11). The ANAME index is a MUMPS cross-reference on the .01 NAME field of the NEW PERSON file (#200). If an entry's NAME field is edited, the ANAME cross-reference updates the associated entry in the NAME COMPONENTS file (#20).



**NOTE:** Existing MUMPS cross-references on the NAME COMPONENTS file (#20) already exist to update the associated name field on the source file if the components are edited.

**Format**                UPDCOMP^XLFFNAME2(file,[.]record,field,[.]name[,ptrfield]  
[.,ptrval])

**Input Parameters**    file:                    (required) The number of the file or Multiple (the "source file") that contains the name.

[.]record:              (required) The IENS or the Internal Entry Number array (that looks like the DA array) of the record in the source file that contains the name.

field:                    (required) The number of the field in the source file that contains the name.

[.]name: (required) An array that contains the component parts of the name to store in the NAME COMPONENTS file (#20) entry:

- NAME("FAMILY") = Family Name (required)
- NAME("GIVEN") = Given Name(s) (optional)
- NAME("MIDDLE") = Middle Name(s) (optional)
- NAME("SUFFIX") = Suffix(es) (optional)
- NAME("PREFIX") = Prefix (optional)
- NAME("NOTES") = optional free text string

Alternatively, a name in standard format can be passed in the NAME input parameter. If the NAME input parameter has no descendents (that is, \$D(NAME)=1), UPDCOMP^XLFFNAME2 will make a call to the NAMECOMP^XLFFNAME(): Component Parts from Standard Name API to build the NAME array for you.

ptrfield: (optional) The number of the pointer field in the source file that points to the NAME COMPONENTS file (#20). Only if this parameter is passed will the value of this pointer field be updated with the entry number of the record in the NAME COMPONENTS file (#20) that was added or edited.

ptrval: (optional) The current value of the pointer field specified by the PTRFIELD input parameter. This parameter can be used to save processing time. If both PTRFIELD and PTRVAL are passed, the pointer field will be updated only if this value is different from the entry number of the record in the NAME COMPONENTS file (#20) that was added or edited.

**Output** returns: Updated entry in the NAME COMPONENTS file (#20).

### Example

Suppose the .01 field of File #1000 contains a person's name, and the component parts of the name in entry 132 should be updated as follows:

- Family (last) name: XUUSER
- Given (first) name: FIFTY HENRY
- Middle name: A.
- Suffix: JR.

Field #1.1 is defined as a pointer to the NAME COMPONENTS file (#20) and has a value of 42, the IEN of a record in the NAME COMPONENTS file (#20). To update the NAME COMPONENTS file (#20) with this name, you can do the following:

```
>S MYNAME("FAMILY")="XUUSER"
>S MYNAME("GIVEN")="FIFTY HENRY"
>S MYNAME("MIDDLE")="A."
>S MYNAME("SUFFIX")="JR."

>D UPDCOMP^XLNAME2(1000,132,.01,.MYNAME,1.1,42)
```

If there is an entry in the NAME COMPONENTS file (#20) that corresponds to File #1000, Field #.01, IEN #132, that entry is updated with the name components passed in the MYNAME array. Otherwise, a new entry is added to the name components with this information.

If the entry in the name components that was updated or added is record #42, no change is made to the value of the pointer field #1.1, since 42 was passed in the 6th parameter.

MUMPS cross-references on the NAME COMPONENTS file (#20) updates the name in the Field #.01 of File #1000 to "XUUSER,FIFTY HENRY A JR" if it does not already contain that name.



# 18 National Provider Identifier (NPI): Developer Tools

## 18.1 Application Program Interface (API)

The following are National Provider Identifier (NPI) APIs available for developers. These APIs are described below.

### 18.1.1 \$\$CHKDGT^XUSNPI(): Validate NPI Format

|                         |                                                                                                                                                                                                                                                                                                                                                |
|-------------------------|------------------------------------------------------------------------------------------------------------------------------------------------------------------------------------------------------------------------------------------------------------------------------------------------------------------------------------------------|
| <b>Reference Type</b>   | Controlled Subscription                                                                                                                                                                                                                                                                                                                        |
| <b>Category</b>         | National Provider Identifier (NPI)                                                                                                                                                                                                                                                                                                             |
| <b>IA #</b>             | 4532                                                                                                                                                                                                                                                                                                                                           |
| <b>Description</b>      | <p>This extrinsic function validates the format of a National Provider Identifier (NPI) number. It checks the following:</p> <ul style="list-style-type: none"><li>• NPI is numeric</li><li>• Length of the Number (<i>must</i> be 10-digits)</li><li>• Check Digit is Valid</li></ul> <p>This API was added with Kernel Patch XU*8.0*410.</p> |
| <b>Format</b>           | <code>\$\$CHKDGT^XUSNPI(xusnpi)</code>                                                                                                                                                                                                                                                                                                         |
| <b>Input Parameters</b> | <p>xusnpi: (required) The 10-digit National Provider Identifier (NPI) number to validate. No default.</p>                                                                                                                                                                                                                                      |
| <b>Output</b>           | <p>returns: Returns:</p> <ul style="list-style-type: none"><li>• 1—If check digit is valid. The NPI number <i>must</i> be 10-digits long</li><li>• 0—If check digit is <i>not</i> valid.</li></ul>                                                                                                                                             |

#### Example 1

The following example shows the result when checking a valid NPI:

```
>W $$CHKDGT^XUSNPI(1234567893)
1
```

**Example 2**

The following example shows the result when checking an invalid NPI (not 10 digits):

```
>W $$CHKDGT^XUSNPI(123456789)
0
```

**18.1.2 \$\$NPI^XUSNPI(): Get NPI from Files #200 or #4**

|                         |                                                                                                                                                                                                                                                                                                                                                |
|-------------------------|------------------------------------------------------------------------------------------------------------------------------------------------------------------------------------------------------------------------------------------------------------------------------------------------------------------------------------------------|
| <b>Reference Type</b>   | Controlled Subscription                                                                                                                                                                                                                                                                                                                        |
| <b>Category</b>         | National Provider Identifier (NPI)                                                                                                                                                                                                                                                                                                             |
| <b>IA #</b>             | 4532                                                                                                                                                                                                                                                                                                                                           |
| <b>Description</b>      | This extrinsic function retrieves the National Provider Identifier (NPI) and related utilities from the NEW PERSON (#200) or INSTITUTION (#4) files. This API was added with Kernel Patch XU*8.0*410.                                                                                                                                          |
| <b>Format</b>           | <code>\$\$NPI^XUSNPI(xusqi,xusien[,xusdate])</code>                                                                                                                                                                                                                                                                                            |
| <b>Input Parameters</b> | <p><b>xusqi:</b> (required) The Qualified Identifier for the NPI. For example: Individual_ID or Organization_ID. No default.</p> <p><b>xusien:</b> (required) The Internal Entry Number (IEN) from the NEW PERSON (#200) or INSTITUTION (#4) files. No default.</p> <p><b>xusdate:</b> (optional) A date of interest. Defaults to "Today."</p> |
| <b>Output</b>           | <p><b>returns:</b> Returns any of the following strings:</p> <ul style="list-style-type: none"> <li>• NPI^EffectiveDate^Status—If National Provider Identifier (NPI) exists.</li> <li>• 0—If NPI does <i>not</i> exist.</li> <li>• -1^ErrorMessage—If invalid xusqi or xusien.</li> </ul>                                                      |

**Example 1**

The following example uses the following file data:

- Individual\_ID = NEW PERSON file (#200)
- NPI = 9876543213
- EffectiveDate = 3061108.123651
- Status = Active

```
>W $$NPI^XUSNPI("Individual_ID",82)
9876543213^3061108.123651^Active
```

**Example 2**

The following example uses the following file data:

- Organization\_ID = INSTITUTION file (#4)
- NPI = 1111111112
- EffectiveDate = 3070122
- Status = Active

```
>W $$NPI^XUSNPI("Organization_ID",1)
1111111112^3070122^Active
```

**18.1.3 \$\$QI^XUSNPI(): Get Provider Entities**

|                         |                                                                                                                                                                         |                                                                                                                                                                                                                                                                                                     |
|-------------------------|-------------------------------------------------------------------------------------------------------------------------------------------------------------------------|-----------------------------------------------------------------------------------------------------------------------------------------------------------------------------------------------------------------------------------------------------------------------------------------------------|
| <b>Reference Type</b>   | Controlled Subscription                                                                                                                                                 |                                                                                                                                                                                                                                                                                                     |
| <b>Category</b>         | National Provider Identifier (NPI)                                                                                                                                      |                                                                                                                                                                                                                                                                                                     |
| <b>IA #</b>             | 4532                                                                                                                                                                    |                                                                                                                                                                                                                                                                                                     |
| <b>Description</b>      | This extrinsic function retrieves all qualified provider entities for a National Provider Identifier (NPI) identifier. This API was added with Kernel Patch XU*8.0*410. |                                                                                                                                                                                                                                                                                                     |
| <b>Format</b>           | \$\$QI^XUSNPI(xusnpi)                                                                                                                                                   |                                                                                                                                                                                                                                                                                                     |
| <b>Input Parameters</b> | xusnpi:                                                                                                                                                                 | (required) The National Provider Identifier (NPI) identifier. No default.                                                                                                                                                                                                                           |
| <b>Output</b>           | returns:                                                                                                                                                                | Returns either of the following strings: <ul style="list-style-type: none"> <li>• QualifiedIdentifier^IEN^EffectiveDate^Status—National Provider Identifier (NPI) exists. If more than one record is found, they are separated by ";".</li> <li>• 0—Qualified NPI does <i>not</i> exist.</li> </ul> |

### Example 1

The following example uses the following file data:

- Individual\_ID = NEW PERSON file (#200)
- IEN = 82
- EffectiveDate = 3061108.123651
- Status = Active

```
>W $$QI^XUSNPI(9876543213)
Individual_ID^82^3061108.123651^Active;
```

### Example 2

The following example uses the following file data:

- Organization\_ID = institution file (#4)
- IEN = 1
- EffectiveDate = 3070122
- Status = Active

```
>W $$QI^XUSNPI(111111112)
Organization_ID^1^3070122^Active;
```

## 18.1.4 \$\$TAXIND^XUSTAX(): Get Taxonomy Code from File #200

|                         |                                                                                                                                                        |
|-------------------------|--------------------------------------------------------------------------------------------------------------------------------------------------------|
| <b>Reference Type</b>   | Controlled Subscription                                                                                                                                |
| <b>Category</b>         | National Provider Identifier (NPI)                                                                                                                     |
| <b>IA #</b>             | 4911                                                                                                                                                   |
| <b>Description</b>      | This extrinsic function retrieves the taxonomy code for a given record in the NEW PERSON file (#200). This API was added with Kernel Patch XU*8.0*410. |
| <b>Format</b>           | \$\$TAXIND^XUSTAX(xuien)                                                                                                                               |
| <b>Input Parameters</b> | xuien: (required) This is the Internal Entry Number (IEN) of the record in the NEW PERSON file (#200). No default.                                     |

**Output** returns: Returns either of the following strings:

- TaxonomyX12Code^TaxonomyIEN—Taxonomy exists.
- ^—Taxonomy does *not* exist.

### Example

The following example uses the following file data:

- Taxonomy X12 code of the record in the NEW PERSON file (#200) = 2086S0105
- Taxonomy IEN from the PERSON CLASS file (#8932.1) = 900

```
>W $$TAXIND^XUSTAX(82)
2086S0105X^900
```

## 18.1.5 \$\$TAXORG^XUSTAX(): Get Taxonomy Code from File #4

|                         |                                                                                                                                                                                                 |
|-------------------------|-------------------------------------------------------------------------------------------------------------------------------------------------------------------------------------------------|
| <b>Reference Type</b>   | Controlled Subscription                                                                                                                                                                         |
| <b>Category</b>         | National Provider Identifier (NPI)                                                                                                                                                              |
| <b>IA #</b>             | 4911                                                                                                                                                                                            |
| <b>Description</b>      | This extrinsic function retrieves the taxonomy code for a given record in the INSTITUTION file (#4). This API was added with Kernel Patch XU*8.0*410.                                           |
| <b>Format</b>           | \$\$TAXORG^XUSTAX(xuien)                                                                                                                                                                        |
| <b>Input Parameters</b> | xuien: (required) This is the Internal Entry Number (IEN) of the record in the INSTITUTION file (#4). No default.                                                                               |
| <b>Output</b>           | returns: Returns either of the following strings: <ul style="list-style-type: none"> <li>• TaxonomyX12Code^TaxonomyIEN—Taxonomy exists.</li> <li>• ^—Taxonomy does <i>not</i> exist.</li> </ul> |

### Example

The following example uses the following file data:

- Taxonomy X12 code of the record in the INSTITUTION file (#4) = 390200000X
- Taxonomy IEN from the PERSON CLASS file (#8932.1) = 144

```
>W $$TAXORG^XUSTAX(2)
390200000X^144
```

# 19 Operating System (OS) Interface: Developer Tools

Kernel and Kernel Toolkit provides several utilities to work with the underlying operating system. In addition, Kernel's ^%ZOSF global holds operating system-dependent logic so that application programs can be written independently of any specific operating system. Each CPU or node in a system should have its own copy of the ^%ZOSF global; the ^%ZOSF global should not be translated.

## 19.1 Direct Mode Utilities

### 19.1.1 >D ^%ZTBKC: Global Block Count

You can count the data blocks in a global using the direct mode utility ^%ZTBKC. An entire global or a subscripted section can be measured, such as ^DIC or ^DIC(9.2). There is a corresponding option that can be used from the Programmer Options menu, called the Global Block Count option [XU BLOCK COUNT].



**REF:** For more information on the XU BLOCK COUNT, see Chapter 28, "Miscellaneous Programmer Tools," in the *Kernel Systems Management Guide*.

### 19.1.2 >D ^ZTMGRSET: Update ^%ZOSF Nodes

This direct mode utility is only available from the manager's account. It is ordinarily run during Kernel installations to initialize Kernel in the manager's account. It can be used at a later time, however, to update an account's ^%ZOSF nodes with new UCI and Volume Set information. The ^%ZOSF nodes that ^ZTMGRSET updates are:

- ^%ZOSF("MGR")
- ^%ZOSF("PROD")
- ^%ZOSF("VOL")

An example of a use for re-running ^ZTMGRSET would be when creating a new print, compute, file, or shadow server by copying an existing server's account. Although Kernel is already set up in the copied account, the new server's UCI and Volume Set ^%ZOSF nodes would need to be updated from their old values to the values needed for the new server. Re-running ^ZTMGRSET allows these values to be updated.

## 19.2 Application Program Interface (API)

Several APIs are available for developers to work with the operating system. These APIs are described below.

### 19.2.1 ^%ZOSF(): Operating System-dependent Logic Global

The ^%ZOSF global holds operating system-dependent logic so that application programs can be written independently of any specific operating system.

Most of the nodes contain logic that *must* be executed to return a value, for example:

```
X ^%ZOSF("SS")
```

Those prefaced with one asterisk in Table 20, however, are reference values. For example, to WRITE the operating system, use:

```
W ^%ZOSF("OS")
```

The nodes prefaced with two asterisks in Table 20 should be used with the DO command, as in the following:

```
>D @^%ZOSF("ERRTN")
```


#### Table Key:

- \* indicates those nodes that hold reference values.
- \*\* indicates those nodes that are invoked with a DO statement (D).

**Table 20. ^%ZOSF: Global nodes**

| Node    | Description                                                                                                                                                                                                                                                                       |
|---------|-----------------------------------------------------------------------------------------------------------------------------------------------------------------------------------------------------------------------------------------------------------------------------------|
| ACTJ    | Return in Y the number of active jobs on the system.                                                                                                                                                                                                                              |
| AVJ     | Return in Y the number of jobs that can be started. The number of available jobs is the maximum number less the number of active jobs.                                                                                                                                            |
| BRK     | Allow the user to break the running of a routine.                                                                                                                                                                                                                                 |
| DEL     | Delete the routine named in X from the UCI.                                                                                                                                                                                                                                       |
| EOFF    | Turn off echo to the \$I device.                                                                                                                                                                                                                                                  |
| EON     | Turn on echo to the \$I device.                                                                                                                                                                                                                                                   |
| EOT     | Returns Y = 1 if Magtape end-of-tape mark is detected.                                                                                                                                                                                                                            |
| **ERRTN | This node is set to the name of the routine that should be used to record errors. For most systems this will be the KERNEL error recording routine (%ZTER):<br><pre>&gt;D @^%ZOSF("ERRTN")</pre> To initially set the trap:<br><pre>&gt;S X=^%ZOSF("ERRTN"),@^%ZOSF("TRAP")</pre> |
| ETRP    | Obsolete.                                                                                                                                                                                                                                                                         |



| Node          | Description                                                                                                                                                                                                                                                                                                                                                                                                                                                                        |
|---------------|------------------------------------------------------------------------------------------------------------------------------------------------------------------------------------------------------------------------------------------------------------------------------------------------------------------------------------------------------------------------------------------------------------------------------------------------------------------------------------|
| GD            | Display the global directory.                                                                                                                                                                                                                                                                                                                                                                                                                                                      |
| GSEL          | Returns the user's selection of globals as follows:<br><code>^UTILITY(\$J, "global name" )</code><br> <b>NOTE:</b> This is only supported for Caché at this time.                                                                                                                                                                                                                                 |
| JOBPARAM      | When passed the job in X, returns the UCI for that job in Y. It is used to determine whether the job is valid on the system.                                                                                                                                                                                                                                                                                                                                                       |
| LABOFF        | Turn off echo to the IO device.                                                                                                                                                                                                                                                                                                                                                                                                                                                    |
| LOAD          | Load routine X into @(DIE_"XCNP,0").                                                                                                                                                                                                                                                                                                                                                                                                                                               |
| LPC           | Returns in Y the longitudinal parity check of the string in X.                                                                                                                                                                                                                                                                                                                                                                                                                     |
| MAGTAPE       | Sets the %MT local variable to hold magtape functions. Issue the backspace command as follows:<br><code>&gt;W @%MT("BS")</code><br>The full list of functions are: <ul style="list-style-type: none"> <li>• "BS"—Back Space</li> <li>• "FS"—Forward Space</li> <li>• "WTM"—WRITE Tape Mark</li> <li>• "WB"—WRITE Block</li> <li>• "REW"—Rewind</li> <li>• "RB"—READ Block</li> <li>• "REL"—READ Label</li> <li>• "WHL"—WRITE HDR Label</li> <li>• "WEL"—WRITE EOF Label</li> </ul> |
| MAXSIZ        | For M/SQL-VAX only. Sets the partition size to X.                                                                                                                                                                                                                                                                                                                                                                                                                                  |
| *MGR          | Holds the name of the MGR account (UCI, Volume Set).                                                                                                                                                                                                                                                                                                                                                                                                                               |
| MTBOT         | Returns Y = 1 if the magtape is at BOT.                                                                                                                                                                                                                                                                                                                                                                                                                                            |
| MTERR         | Returns Y = 1 if a magtape error is detected.                                                                                                                                                                                                                                                                                                                                                                                                                                      |
| MTONLINE      | Returns Y = 1 if the magtape is online.                                                                                                                                                                                                                                                                                                                                                                                                                                            |
| MTWPROT       | Returns Y = 1 if the magtape is WRITE Protected.                                                                                                                                                                                                                                                                                                                                                                                                                                   |
| NBRK          | Do not allow the user to break a routine.                                                                                                                                                                                                                                                                                                                                                                                                                                          |
| NO-PASSALL    | Sets device \$I to interpret tabs, carriage returns, line feeds, or control characters (normal text mode).                                                                                                                                                                                                                                                                                                                                                                         |
| NO-TYPE-AHEAD | Turn off the TYPE-AHEAD for the device \$I.                                                                                                                                                                                                                                                                                                                                                                                                                                        |
| *OS           | In the first "^" piece, holds the type of MUMPS (e.g., Caché, VAX DSM, GT.M).                                                                                                                                                                                                                                                                                                                                                                                                      |
| PASSALL       | Sets device \$I to pass all codes, allow tabs, carriage returns, and other control characters to be passed (binary transfer).                                                                                                                                                                                                                                                                                                                                                      |

| Node       | Description                                                                                                                                                                                         |
|------------|-----------------------------------------------------------------------------------------------------------------------------------------------------------------------------------------------------|
| PRIINQ     | Returns Y with the current priority of the job.                                                                                                                                                     |
| PRIORITY   | Sets the priority of the job to X (1 is low, 10 is high).                                                                                                                                           |
| *PROD      | Holds the name of the Production account (UCI, Volume Set).                                                                                                                                         |
| PROGMODE   | Returns Y = 1 if the user is in Programmer mode.                                                                                                                                                    |
| RD         | Displays the routine directory.                                                                                                                                                                     |
| RESJOB     | References the operating system routine for restoring a job.                                                                                                                                        |
| RM         | Sets the \$I width to X characters. If X=0, then the line is set to no wrap.                                                                                                                        |
| RSEL       | Returns the user's selection of routines as follows:<br><code>^UTILITY(\$J,"routine name")</code>                                                                                                   |
| RSUM       | Passes a routine name in X, and it returns the checksum in Y. Used by CHECK^XTSUMBLD. The second line and comments are <i>not</i> included in the total.                                            |
| RSUM1      | Passes a routine name in X, and it returns the checksum in Y. Used by CHECK1^XTSUMBLD. The second line and comments are <i>not</i> included in the total.                                           |
| SAVE       | Saves the code in @(DIE_"XCN,0") as routine X.                                                                                                                                                      |
| SIZE       | Returns Y=size (in bytes) of the current routine.                                                                                                                                                   |
| SS         | Displays the system status.                                                                                                                                                                         |
| TEST       | Returns \$T = 1 if routine X exists.                                                                                                                                                                |
| TMK        | Returns Y = 1 if a tape mark was detected on the last READ.                                                                                                                                         |
| TRAP       | To set the error trap:<br><code>&gt;S X="error routine",@^%ZOSF("TRAP")</code>                                                                                                                      |
| TRMOFF     | Resets terminators to normal.                                                                                                                                                                       |
| TRMON      | Turns on all controls as terminators.                                                                                                                                                               |
| TRMRD      | Returns in Y what terminated the last READ.                                                                                                                                                         |
| TYPE-AHEAD | Allow TYPE-AHEAD for the device \$I.                                                                                                                                                                |
| UCI        | Returns Y with the current account (UCI, Volume Set).                                                                                                                                               |
| UCICHECK   | Returns Y'="" if X is a valid UCI name.                                                                                                                                                             |
| UPPERCASE  | Converts lowercase to uppercase. Setting X="User Name" returns Y="USER NAME". Applications can gain efficiency by executing this node rather than performing checks within the application program. |
| *VOL       | Contains the current Volume Set (CPU) name.                                                                                                                                                         |
| XY         | Sets \$X=DX and \$Y=DY (may not work on all systems).                                                                                                                                               |
| ZD         | Given X in \$H format, returns the printable form of X in Y.                                                                                                                                        |

## 19.2.2 \$\$ACTJ^%ZOSV: Number of Active Jobs

|                         |                                                                                                                           |
|-------------------------|---------------------------------------------------------------------------------------------------------------------------|
| <b>Reference Type</b>   | Supported                                                                                                                 |
| <b>Category</b>         | Operating System Interface                                                                                                |
| <b>IA #</b>             | 10097                                                                                                                     |
| <b>Description</b>      | This extrinsic function returns the number of active jobs in the scope of this process. It is the same as ^%ZOSF("ACTJ"). |
| <b>Format</b>           | \$\$ACTJ^%ZOSV                                                                                                            |
| <b>Input Parameters</b> | none                                                                                                                      |
| <b>Output</b>           | returns: Returns the number of active jobs.                                                                               |

## 19.2.3 \$\$AVJ^%ZOSV: Number of Available Jobs

|                         |                                                                                                                                                                  |
|-------------------------|------------------------------------------------------------------------------------------------------------------------------------------------------------------|
| <b>Reference Type</b>   | Supported                                                                                                                                                        |
| <b>Category</b>         | Operating System Interface                                                                                                                                       |
| <b>IA #</b>             | 10097                                                                                                                                                            |
| <b>Description</b>      | This extrinsic function returns a best effort on the number of available jobs (i.e., number of new jobs that could be started). It is the same as ^%ZOSF("AVJ"). |
| <b>Format</b>           | \$\$AVJ^%ZOSV                                                                                                                                                    |
| <b>Input Parameters</b> | none                                                                                                                                                             |
| <b>Output</b>           | returns: Returns the number of available jobs.                                                                                                                   |

## 19.2.4 DOLRO^%ZOSV: Display Local Variables

|                       |                                                                                                                                                 |
|-----------------------|-------------------------------------------------------------------------------------------------------------------------------------------------|
| <b>Reference Type</b> | Controlled Subscription                                                                                                                         |
| <b>Category</b>       | Operating System Interface                                                                                                                      |
| <b>IA #</b>           | 3883                                                                                                                                            |
| <b>Description</b>    | This API is used to save all local variables. It stores all local variables in the global storage location specified by the "X" input variable. |
| <b>Format</b>         | DOLRO^%ZOSV                                                                                                                                     |

Make sure to perform the following steps before calling this API:

- NEW all non-namespaced variables.
- Set all input variables.
- Call the API.

|                       |          |                                                                                                                                                                                                                                                                                                                                                                          |
|-----------------------|----------|--------------------------------------------------------------------------------------------------------------------------------------------------------------------------------------------------------------------------------------------------------------------------------------------------------------------------------------------------------------------------|
| <b>Input Variable</b> | X:       | (required) When this variable is set to an open global reference, (e.g., <code>^XTMP("ZZHL",25,')</code> , all local variables existent when <code>DOLRO^%ZOSV</code> is called are stored in the location specified by the open global reference. These variables, now stored in the X-specified global location, can be listed and examined by application developers. |
| <b>Output</b>         | returns: | Local variables are stored in the global specified by the X input variable.                                                                                                                                                                                                                                                                                              |

### Example

```
>S X="^%ZTSK(ZTSKm.3," D DOLRO^%ZOSV
```

## 19.2.5 GETENV^%ZOSV: Current System Information

|                        |                                                                             |
|------------------------|-----------------------------------------------------------------------------|
| <b>Reference Type</b>  | Supported                                                                   |
| <b>Category</b>        | Operating System Interface                                                  |
| <b>IA #</b>            | 10097                                                                       |
| <b>Description</b>     | This API returns environment information about the current system.          |
| <b>Format</b>          | GETENV^%ZOSV                                                                |
| <b>Input</b>           | none                                                                        |
| <b>Output Variable</b> | Y: Returns a string in the following format:<br>UCI^VOL/DIR^NODE^BOX LOOKUP |

## 19.2.6 \$\$LGR^%ZOSV: Last Global Reference

|                         |                                                                    |
|-------------------------|--------------------------------------------------------------------|
| <b>Reference Type</b>   | Supported                                                          |
| <b>Category</b>         | Operating System Interface                                         |
| <b>IA #</b>             | 10097                                                              |
| <b>Description</b>      | This extrinsic function returns the last global reference.         |
| <b>Format</b>           | \$\$LGR^%ZOSV                                                      |
| <b>Input Parameters</b> | none                                                               |
| <b>Output</b>           | returns: Returns the string set to the last full global reference. |

### Example

```
>S X=$$LGR^%ZOSV
```

## 19.2.7 LOGRSRC^%ZOSV(): Record Resource Usage (RUM)

|                         |                                                                                                                                                                                                                                                                                                                                                                                                       |
|-------------------------|-------------------------------------------------------------------------------------------------------------------------------------------------------------------------------------------------------------------------------------------------------------------------------------------------------------------------------------------------------------------------------------------------------|
| <b>Reference Type</b>   | Supported                                                                                                                                                                                                                                                                                                                                                                                             |
| <b>Category</b>         | Operating System Interface                                                                                                                                                                                                                                                                                                                                                                            |
| <b>IA #</b>             | 10097                                                                                                                                                                                                                                                                                                                                                                                                 |
| <b>Description</b>      | This API records resource usage in ^XTMP("KMPR" via the Resource Usage Monitor (RUM) software.                                                                                                                                                                                                                                                                                                        |
| <b>Format</b>           | LOGRSRC^%ZOSV(opt, type, status)                                                                                                                                                                                                                                                                                                                                                                      |
| <b>Input Parameters</b> | <p>opt: (required) Name of Option, Protocol, Remote Procedure Call (RPC) or Health Level Seven (HL7). This is a Free Text parameter.</p> <p>type: (required) Type of option:</p> <ul style="list-style-type: none"> <li>• 0—Option</li> <li>• 1—Protocol</li> <li>• 2—Remote Procedure Call (RPC)</li> <li>• 3—Health Level Seven (HL7)</li> </ul> <p>status: (optional) Reserved for future use.</p> |

**Output** returns: This API saves RUM-related data for each option/type into a file. This file is then downloaded weekly to the Capacity Planning National Database. The data is then available to all sites via the Capacity Planning Service VA Intranet Website:  
<http://vista.med.va.gov/capman/>

## 19.2.8 \$\$OS^%ZOSV: Get Operating System Information

**Reference Type** Supported

**Category** Operating System Interface

**IA #** 10097

**Description** This extrinsic function returns the underlying operating system (e.g., VMS on OpenVMS, NT on Windows, Unix on Linux). It is only available under Caché/OpenVMS M systems.

**Format** \$\$OS^%ZOSV

**Input Parameters** none

**Output** returns: Returns the underlying operating system information (e.g., VMS on OpenVMS, NT on Windows, Unix on Linux).

### Example

```
I ^%ZOSF("OS")["OpenM" S Y=$$OS^%ZOSV
```

## 19.2.9 SETENV^%ZOSV: Set VMS Process Name (Caché/OpenVMS Systems)

**Reference Type** Supported

**Category** Operating System Interface

**IA #** 10097

**Description** This API sets the VMS process name. It only has meaning on Caché/OpenVMS systems, otherwise it just quits.

**Format** SETENV^%ZOSV

Make sure to perform the following steps before calling this API:

- NEW all non-namespaced variables.
- Set all input variables.
- Call the API.

**Input Variable**    X:                    (required) This is a 1-15 character name to be given to the process at the VMS level.

**Output**                none

### 19.2.10 SETNM^%ZOSV(): Set VMS Process Name (Caché/OpenVMS Systems)

**Reference Type**    Supported

**Category**            Operating System Interface

**IA #**                    10097

**Description**        This API sets the VMS process name. It only has meaning on Caché/OpenVMS systems, otherwise it just quits. It is the parameter-passing version of the SETENV^%ZOSV: Set VMS Process Name (Caché/OpenVMS Systems) API.

**Format**                SETNM^%ZOSV ( name )

**Input Parameter**    name:                    (required) This is a 1-15 character name to be given to the process at the VMS level.

**Output**                none

## 19.2.11 T0^%ZOSV: Start RT Measure (Obsolete)



**NOTE:** This API is obsolete as of the release of Kernel Toolkit Patch XT\*7.3\*102 and Kernel Patch XU\*8.0\*425.

**Reference Type** Supported

**Category** Operating System Interface

**IA #** 10097

**Description** This API starts RT Measure. The Kernel site parameter flag to enable RT logging *must* be set for the volume set. The setting of this flag defines the XRTL variable. The call to this API should, thus, include a check for the existence of XRTL, such as the following:

```
>D: $D(XRTL) T0^%ZOSV
```

This API should be placed just before a process that may take a few seconds before the system responds with another prompt. If the minimal pause is at least a half second, there is enough variability to notice changes as the load on the system is increased or decreased. There should be no terminal IOs between the T0 start point and the T1 stop point.



**REF:** For more information on RT measure, see the Resource Usage Monitor (RUM) documentation, located on the VDL at:  
<http://www.va.gov/vdl/Infrastructure.asp?appID=130>

**Format** T0^%ZOSV

**Input Variables** none

**Output Variables** XRT0: Output variable (start time).

The T0 call sets the XRT0 variable to the start time. To discard a sample, the XRT0 variable should be KILLED. Such a KILL would be appropriate if there is an exit path between the T0 and T1 checkpoints that is circuitous or otherwise irrelevant to the normal execution of the code in question.



**NOTE:** On Caché systems, it only records to the nearest second.



## 19.2.12 T1^%ZOSV: Stop RT Measure (Obsolete)



**NOTE:** This API is obsolete as of the release of Kernel Toolkit Patch XT\*7.3\*102 and Kernel Patch XU\*8.0\*425.

**Reference Type** Supported

**Category** Operating System Interface

**IA #** 10097

**Description** This API stops RT Measure. This API logs the elapsed time into the ^%ZRTL global (obsolete). The API should include a check for the existence of the XRT0 variable to confirm that the start time is available.



**REF:** For more information on RT measure, see the Resource Usage Monitor (RUM) documentation, located on the VDL at:

<http://www.va.gov/vdl/Infrastructure.asp?appID=130>

**Format** T1^%ZOSV

**Input Variables** XRTN (required) Routine name.

The XRTN variable is normally set to the name of the routine being monitored via the command:

```
>S XRTN=$T(+0)
```

To log more than one stop point in the same routine, a number or other characters can be concatenated (e.g., XRTN\_1) so that a separate entry is made in the ^%ZRTL global (obsolete), since the global is subscripted by routine name:

```
>S:$D(XRT0) XRTN=$T(+0) D:$D(XRT0) T1^%ZOSV
```

**Output** returns: Logs elapsed time into the ^%ZRTL global (obsolete)

## 19.2.13 \$\$VERSION^%ZOSV(): Get OS Version Number or Name

**Reference Type** Supported

**Category** Operating System Interface

**IA #** 10097

**Description** This extrinsic function returns the operating system version number or name.

**Format** \$\$VERSION^%ZOSV([flag])

**Input Parameters** flag: (optional) If you pass a value of 1, the operating system name is returned instead of the version number.



**NOTE:** The name is as defined by the vendor and does not necessarily correspond with the OS name stored in `^%ZOSF("OS")`.

**Output** returns: Returns the operating system version number or name, depending on the (optional) flag input parameter.

### Example 1

```
>W $$VERSION^%ZOSV(1)
Cache for OpenVMS/ALPHA V7.x (Alpha)
```

### Example 2

```
>W $$VERSION^%ZOSV
4.1.16
```

## 20 Security Keys: Developer Tools

As well as locking options, developers can use security keys within options if some part of an option requires special security. One example of this is Kernel's use of the ZTMQ key; it restricts functionality within the Dequeue Task, Requeue Tasks, and Delete Tasks options.

### 20.1 Key Lookup

When writing code that checks whether the current user holds a certain key, do not reference the SECURITY KEY file (#19.1) for this information. Instead, check the ^XUSEC global. The most efficient check is:

```
>I $D(^XUSEC(keyname,DUZ))
```

This is (and will continue to be) a supported reference. The ^XUSEC global is built by a cross-reference on the SECURITY KEY file (#19.1).

### 20.2 Person Lookup

If a key is flagged for Person Lookup, a cross-reference on the NEW PERSON file (#200) will be built and maintained to facilitate APIs. It is constructed with the letters "AK" before the key name. The Provider key is exported with the Person Lookup flag set; as a result, providers can be easily identified in this AK.keyname cross-reference, at ^VA(200,"AK.PROVIDER",DUZ). Specifically, the lookup would be:

```
>S DIC="^VA(200," ,DIC(0)="AEQ",D="AK.PROVIDER" D IX^DIC
```

## 20.3 Application Program Interface (API)

Several APIs are available for developers to work with security keys. These APIs are described below.

### 20.3.1 DEL^XPDKEY(): Delete Security Key

|                         |                                                                                                                                                                                                                    |
|-------------------------|--------------------------------------------------------------------------------------------------------------------------------------------------------------------------------------------------------------------|
| <b>Reference Type</b>   | Supported                                                                                                                                                                                                          |
| <b>Category</b>         | Security Keys                                                                                                                                                                                                      |
| <b>IA #</b>             | 1367                                                                                                                                                                                                               |
| <b>Description</b>      | This API deletes a security key from the SECURITY KEY file (#19.1). All necessary indexing is performed to maintain the ^XUSEC global. The security key is removed from all holders in the NEW PERSON file (#200). |
| <b>Format</b>           | DEL^XPDKEY (key_name)                                                                                                                                                                                              |
| <b>Input Parameters</b> | key_name: (required) The name of the security key to delete.                                                                                                                                                       |
| <b>Output</b>           | none                                                                                                                                                                                                               |

#### Example

```
>D DEL^XPDKEY(key_name)
```

### 20.3.2 \$\$LKUP^XPDKEY(): Look Up Security Key Value

|                         |                                                                                                                                                                                                                                                                                 |
|-------------------------|---------------------------------------------------------------------------------------------------------------------------------------------------------------------------------------------------------------------------------------------------------------------------------|
| <b>Reference Type</b>   | Supported                                                                                                                                                                                                                                                                       |
| <b>Category</b>         | Security Keys                                                                                                                                                                                                                                                                   |
| <b>IA #</b>             | 1367                                                                                                                                                                                                                                                                            |
| <b>Description</b>      | This extrinsic function looks up a security key by name or by Internal Entry Number (IEN) value. It returns the security key: <ul style="list-style-type: none"> <li>• Name—If called with a security key number.</li> <li>• IEN—If called with a security key name.</li> </ul> |
| <b>Format</b>           | \$\$LKUP^XPDKEY (key_value)                                                                                                                                                                                                                                                     |
| <b>Input Parameters</b> | key_value: (required) The name or IEN of the security key in question.                                                                                                                                                                                                          |

**Output** returns: Returns the security key:

- Name—If called with a security key number.
- IEN—If called with a security key name.

**Example**

```
>S value=$$LKUP^XPDKEY(key_value)
```

**20.3.3 \$\$RENAME^XPDKEY(): Rename Security Key**

|                         |                                                                                                                      |
|-------------------------|----------------------------------------------------------------------------------------------------------------------|
| <b>Reference Type</b>   | Supported                                                                                                            |
| <b>Category</b>         | Security Keys                                                                                                        |
| <b>IA #</b>             | 1367                                                                                                                 |
| <b>Description</b>      | This extrinsic function renames a security key. All necessary indexing is performed to maintain the ^XUSEC global.   |
| <b>Format</b>           | <code>\$\$RENAME^XPDKEY(oldname,newname)</code>                                                                      |
| <b>Input Parameters</b> | <p>oldname: (required) Name of security key to be renamed.</p> <p>newname: (required) New name for security key.</p> |
| <b>Output</b>           | <p>returns: Returns:</p> <ul style="list-style-type: none"> <li>• 1—Success.</li> <li>• 0—Failure.</li> </ul>        |

## 20.3.4 OWNSKEY^XUSRB(): Verify Security Keys Assigned to a User

|                         |                                                                                                                                                                                                                                                                                                                                                                                                                                                                                                                                                                         |
|-------------------------|-------------------------------------------------------------------------------------------------------------------------------------------------------------------------------------------------------------------------------------------------------------------------------------------------------------------------------------------------------------------------------------------------------------------------------------------------------------------------------------------------------------------------------------------------------------------------|
| <b>Reference Type</b>   | Supported                                                                                                                                                                                                                                                                                                                                                                                                                                                                                                                                                               |
| <b>Category</b>         | Security Keys                                                                                                                                                                                                                                                                                                                                                                                                                                                                                                                                                           |
| <b>IA #</b>             | 3277                                                                                                                                                                                                                                                                                                                                                                                                                                                                                                                                                                    |
| <b>Description</b>      | <p>This API is used by the XUS KEY CHECK RPC. This API can be used to verify if a user has a specified security key assigned. The calling routine sends one or a reference to a subscripted array and the API returns a subscripted array with the following possible values:</p> <ul style="list-style-type: none"> <li>• 1—User owns key.</li> <li>• 0—Key not found.</li> </ul> <p>The DUZ variable should be defined before calling this API.</p> <p>(This was developed as a Broker RPC and all RPCs have as the first parameter the return/output parameter.)</p> |
| <b>Format</b>           | OWNSKEY^XUSRB(ret,list[,ien])                                                                                                                                                                                                                                                                                                                                                                                                                                                                                                                                           |
| <b>Input Parameters</b> | <p>ret: (required) Name of the subscripted return array. In every API that is used as an RPC, the first parameter is the return array.</p> <p>list: (required) A single value or an input subscripted array of security keys to be evaluated.</p> <p>ien: (optional) The DUZ of a user for whom you want to check if he/she holds security keys.</p>                                                                                                                                                                                                                    |
| <b>Output Parameter</b> | <p>ret(): Returns a subscripted output array of the input value/subscripted array (i.e. list) with the following possible values shown:</p> <ul style="list-style-type: none"> <li>• 1—User owns key.</li> <li>• 0—Key <i>not</i> found.</li> </ul>                                                                                                                                                                                                                                                                                                                     |

### Example 1

In the following example, the return array is named "ZZ" and the single security key to be checked is the XUPROG security key:

```
>K ZZ D OWNSKEY^XUSRB(.ZZ,"XUPROG") ZW ZZ
ZZ(0)=1
```

**Example 2**

In the following example, the return subscripted array is named "ZZ" and the input array of security keys to be checked is named "LST":

```
>K LST S LST(1)="XUPROG",LST(2)="XUMGR",LST(3)="ABC"
>K ZZ D OWNSKEY^XUSRB(.ZZ,.LST) ZW ZZ
ZZ(1)=1
ZZ(2)=1
ZZ(3)=0
```





## 21 Server Options: Developer Tools

### 21.1 Tools for Processing Server Requests

When a server option runs, it can call custom programs to perform server-related tasks such as responding to the sender of the server request, or retrieving the actual text of the server request message. In this way, server requests can act not only as triggers, but also as message carriers. The server option can call custom programs via the following fields:

- ENTRY ACTION
- HEADER
- ROUTINE
- EXIT ACTION



**REF:** For more information on server options, see Chapter 11 in the *Kernel Systems Management Guide*.



**REF:** For more information on the developer API for processing server requests, see the *MailMan Developer's Guide*.

### 21.2 Key Variables When a Server Option is Running

There are key variables that are set up when a server option is running. You can reference these key variables during any routine run by the server option's ENTRY ACTION, HEADER, ROUTINE, and EXIT ACTION fields. The key variables for server options are set up as follows:

**Table 21 Key variable setup—Server options**

| Variable | Description                                                                                          |
|----------|------------------------------------------------------------------------------------------------------|
| XQSOP    | Server option name.                                                                                  |
| XQMSG    | Server request message number.                                                                       |
| XQSND    | DUZ of the sender if the request is local; network address of the sender if the request is not local |
| XQSUB    | Subject heading of the server request message.                                                       |

## 21.3 Appending Text to a Server Request Bulletin or Mailman Reply

Server options use bulletins and MailMan messages to communicate with the local IRM staff when a server request is received, or with the sender of a server request, usually in the event of an error. These two kinds of documents look very similar and *must* contain certain key pieces of data. It is also possible, however, for the sender or the local IRM staff to append other information to the bulletin or MailMan message by setting that information into the array XQSTXT (one line per node). For example, if the following array exists:

```
XQSTXT(0)="Please append these two lines of text"
XQSTXT(1)="to the end of the bulletin XQSERVER."
```

The default bulletin, XQSERVER, would then look like:

**Figure 66. XQSERVER: Default bulletin**

```
Subj: Server request notice
From: <Postmaster>

Dec. 21, 1989 3:08 PM

A request for execution of a server option was received.

Sender: <Child,Your@HOME.VA.GOV>
Option name: ZZUPDATECL
Subject: UPDATE CHRISTMAS LIST DATA BASE
Message #: 136771

Menu system Action: No error(s) detected by the menu system.

Please append these two lines of text
to the end of the bulletin XQSERVER.
```

You can use the same method to append text to MailMan messages.

## 21.4 Customizing a Server Request Bulletin

Please note that the first six data elements in a server request bulletin are always:

1. The date and time the request was received.
2. The sender.
3. The requested option's name.
4. The subject of the message of the server request.
5. The requesting message's number.
6. A brief statement of the menu system's action or an error message.

If a customized bulletin is used instead of XQSERVER, these data elements should always be printed first, followed by the contents of XQSTXT.

The easiest way to create a customized local bulletin is to use the VA FileMan copy function to copy the default bulletin XQSERVER to a bulletin of another name.



**NOTE:** XQSERVER has a line of text in it that says:

This is the server request bulletin XQSERVER

To avoid confusion, you should edit this line using the Bulletin Edit option to reflect the name of the new bulletin.



## 22 Signon/Security: Developer Tools

Kernel's Signon/Security module sets up a standard VistA programming environment as a foundation for software applications. Once a signon session has been created, applications can assume that system-wide variables exist for common reference. For example, key variables defined via Signon/Security include the user's institution and agency (DUZ(2) and DUZ("AG"), respectively).

### 22.1 Direct Mode Utilities

Several Signon/Security direct mode utilities are available for developers to use at the M prompt. They are not APIs and *cannot* be used in software application routines. These utilities allow developers to simulate ordinary user signon and yet work from Programmer mode to test code and diagnose errors. These direct mode utilities are described below.

#### 22.1.1 ^XUP: Programmer Signon

The ^XUP routine can be called as a quick way to enter Kernel and set up a standard environment:

```
>D ^XUP: Programmer Signon
```

It does the following:

- Sets up DT.
- Calls ^%ZIS.
- Prompts for Access code if DUZ is zero or undefined.
- KILLs and rebuilds ^XUTL("XQ", \$J).
- KILLs ^UTILITY(\$J).
- Calls ^XQ1 to prompt for an option if one should be run.

If a non-menu-type option is specified, returning from the option will display the "Select:" prompt as though the option was a menu-type. Although this construction may at first appear misleading, restricting option selection to menu-type only would be a functional limitation to the call.

#### 22.1.2 ^XUS: User Signon: No Error Trapping

^XUS determines whether access to the computer is allowed, and then sets up the user with the proper environment:

```
>D ^XUS
```

This routine can be called to establish the signon environment. A recommended alternative for developers is to call ^XUP, which establishes signon conditions as well as calling ^XQ1 for an option name. Neither ^XUP nor ^XUS sets the error trap. Entering through ^ZU sets the trap and then calls the ^XUS routine.

### 22.1.3 H^XUS: Programmer Halt

The following is an obsolete utility:

```
>D H^XUS
```

It simply transfers control to ^XUSCLEAN.

### 22.1.4 ^XUSCLEAN: Programmer Halt

Developers are advised to call the ^XUSCLEAN routine when signing off:

```
>D ^XUSCLEAN
```

It is the same code that Kernel uses when a user signs off or restarts. It notes the signoff time in the SIGN-ON LOG file (#3.081) and KILLS the \$J nodes in ^XUTL and ^UTILITY. It then performs a normal halt.

### 22.1.5 ^ZU: User Signon

The ZU routine sets the error trap and then calls ^XUS:

```
>D ^ZU
```

User signons should be tied to ^ZU.

## 22.2 XU USER SIGN-ON Option

Some software applications asked for the means to execute an action at user signon, but not through the alert system. Kernel provides the XU USER SIGN-ON option that software applications can attach to and perform software application-specific tasks on user signon.

### 22.2.1 XU USER SIGN-ON: Package-specific Signon Actions

Kernel 8.0 introduced a method to support software application-specific signon actions. Kernel exports an extended-action option called XU USER SIGN-ON. Packages that want Kernel to execute a software application-specific user signon routine can accomplish this by attaching their own option, of type action, to Kernel's XU USER SIGN-ON option. Your action-type option should call your software application-specific user signon routine.

To attach your option to the XU USER SIGN-ON option, make your option an item of the XU USER SIGN-ON protocol; then, export your option with a KIDS action of SEND, and export the XU USER SIGN-ON option with a KIDS action of USE AS LINK FOR MENU ITEMS.

During signon, Kernel executes the XU USER SIGN-ON option, which in turn executes any options that software applications have attached to XU USER SIGN-ON. No database integration agreements are required to attach to the XU USER SIGN-ON option.

If you need to perform any output during your action, you should use the SET^XUS1A function to perform the output. Output is not immediate, but occurs once all software application-specific signon actions have completed. Also, you should not perform any tasks requiring interaction in an action attached to the XU USER SIGN-ON option.

The DUZ variable will be defined at the time the signon actions are executed; DUZ is set as it normally is to the person's Internal Entry Number (IEN) in the NEW PERSON file (#200).

Take care to make code efficient, since executed by every signon. A few examples of tasks you might want to accomplish during signon are:

- Alert the user to a software application status.
- Issue a reminder.
- Notify the software application of the signon of a software application user.

**Example**

The following option, when attached to the XU USER SIGN-ON protocol, outputs one line during signon:

**Figure 67. ZZTALK: Protocol**

|                                                                    |                             |
|--------------------------------------------------------------------|-----------------------------|
| NAME: ZZTALK PROTOCOL                                              | MENU TEXT: TALKING PROTOCOL |
| TYPE: action                                                       | E ACTION PRESENT: YES       |
| DESCRIPTION: USE TO TEST EXTENDED ACTION PROTOCOLS                 |                             |
| ENTRY ACTION: D SET^XUS1A("!This line is from the ZZTALK option.") |                             |
| UPPERCASE MENU TEXT: TALKING PROTOCOL                              |                             |

**22.3 XU USER START-UP Option**

Vista software developers asked for the means to execute an action at Vista user signon, but not through the alert system. Added with Kernel Patch XU\*8.0\*593, the XU USER START-UP option is a protocol option used exclusively during a Vista user signon event. Items attached to this option are "TYPE: action" options in the OPTION file (#19), which can be used for software-specific actions that prompt users for input upon Vista signon before their Primary Menu Option is displayed. Unlike the XU USER SIGN-ON option, it can provide interactive prompting to users. It is not used for GUI signon. It is called from the XQ12 routine.

**22.3.1 XU USER START-UP: Application-specific Signon Actions**

Kernel 8.0 introduced a method to support application-specific Vista (non-GUI) signon actions. Kernel Patch XU\*8.0\*593 exports the XU USER START-UP extended-action option. Vista applications that want Kernel to execute an application-specific user signon routine can do this by attaching their own option, of TYPE: action, to Kernel's XU USER START-UP option. The action-type option should call the application-specific user signon routine.

To attach your option to the XU USER START-UP option, perform the following procedure:

1. Make your option an item of the XU USER START-UP protocol.
2. Export your option with a KIDS action of **SEND**.
3. Export the XU USER START-UP option with a KIDS action of **USE AS LINK FOR MENU ITEMS**.

During signon, Kernel executes the XU USER START-UP option before the user's Primary Menu Option is displayed, which in turn executes any options that applications have attached to XU USER START-UP. No database integration agreements are required to attach to the XU USER START-UP option.

Since this option is only used for Vista signon sessions and not GUI signon, tasks requiring interaction are permitted. If you want a task to prevent a user from signing on, then the task should set the variable XUSQUIT=1.

The DUZ variable is defined at the time the signon actions are executed; DUZ is set as it normally is to the person's Internal Entry Number (IEN) in the NEW PERSON file (#200).



Take care to make code efficient, since it will be executed at every VistA signon. The following are examples of tasks you might want to accomplish during a VistA signon:

- Prompt the user to update their phone number in the NEW PERSON file (#200) .
- Block a user's access unless they electronically sign a security agreement.

### Example:

The following option, when attached to the XU USER SIGN-ON protocol, outputs one line during signon:

**Figure 68. XU USER START-UP option—Sample signon action-type option**

```
NAME: ZZXU593 SAMPLE OPTION
TYPE: action E ACTION PRESENT: YES
DESCRIPTION: PROMPT USER TO EDIT SIGNATURE BLOCK
ENTRY ACTION: D SAMPLE^XQ12
UPPERCASE MENU TEXT: SAMPLE OPTION
```

## 22.4 XU USER TERMINATE Option

Kernel 8.0 introduced a method to support software application-specific user termination actions. Kernel 8.0 exports an extended-action option called XU USER TERMINATE. Packages that want Kernel to execute a software application-specific user termination action can accomplish this by attaching their own option, of type action, to Kernel's XU USER TERMINATE extended action.

### 22.4.1 Discontinuation of USER TERMINATE ROUTINE

Kernel 7.1 introduced a method for software applications to have Kernel execute a software application-specific routine when Kernel terminated a user. The method was for the software application to have a routine tag and name in fields 200.1 (USER TERMINATE TAG) and 200.2 (USER TERMINATE ROUTINE) of the software application's PACKAGE file (#9.4) entry. When Kernel 7.1 terminated a user, it executed the TAG^ROUTINE API stored in these fields, if any.

Kernel 8.0 continues to execute the API, if any, stored in a software application's PACKAGE file (#9.4) entry. However, Kernel 8.0 will be the last version to support that method of software application-specific user termination routines.

## 22.4.2 Creating a Package-specific User Termination Action

Beginning with Kernel 8.0, you should create an action-type option that calls your software application-specific user termination routine. To attach it to the XU USER TERMINATE option, do the following:

1. Export your option with a KIDS action of SEND.
2. Export the XU USER TERMINATE option with a KIDS action of USE AS LINK FOR MENU ITEMS.

Kernel defines the XUIFN variable at the time your action executes; it is defined as the Internal Entry Number (IEN) in the NEW PERSON file (#200) of the user being terminated.

When terminating a user, Kernel executes the XU USER TERMINATE option, which in turn executes any options attached to XU USER TERMINATE. No database integration agreements are required to attach to the XU USER TERMINATE option.

A few examples of user clean up you might want to accomplish when Kernel terminates users are as follows:

- Removal of HINQ access.
- Removal of Control Point access.
- Removal from health care teams.

## 22.5 Application Program Interface (API)

Several APIs are available for developers to work with signon/security. These APIs are described below.

### 22.5.1 \$\$GET^XUPARAM(): Get Parameters

|                         |                                                                                                                                                                                                                                                                                                                                |
|-------------------------|--------------------------------------------------------------------------------------------------------------------------------------------------------------------------------------------------------------------------------------------------------------------------------------------------------------------------------|
| <b>Reference Type</b>   | Supported                                                                                                                                                                                                                                                                                                                      |
| <b>Category</b>         | Signon/Security                                                                                                                                                                                                                                                                                                                |
| <b>IA #</b>             | 2542                                                                                                                                                                                                                                                                                                                           |
| <b>Description</b>      | This extrinsic function gets simple parameters from the KERNEL PARAMETERS file (#8989.2) that the site can edit.                                                                                                                                                                                                               |
| <b>Format</b>           | <code>\$\$GET^XUPARAM(parameter_name[,style])</code>                                                                                                                                                                                                                                                                           |
| <b>Input Parameters</b> | <p><code>parameter_name</code>: (required) This is the namespaced name of the parameter to look up in the KERNEL PARAMETERS file (#8989.2) and return the REPLACEMENT value or DEFAULT.</p> <p><code>style</code>: (optional) This input parameter controls the return value if the REPLACEMENT value or DEFAULT is empty.</p> |
| <b>Output</b>           | <code>returns</code> : Returns the REPLACEMENT value or DEFAULT.                                                                                                                                                                                                                                                               |

### 22.5.2 \$\$KSP^XUPARAM(): Return Kernel Site Parameter

|                       |                                                                                                                                                                                                                                                                |
|-----------------------|----------------------------------------------------------------------------------------------------------------------------------------------------------------------------------------------------------------------------------------------------------------|
| <b>Reference Type</b> | Supported                                                                                                                                                                                                                                                      |
| <b>Category</b>       | Signon/Security                                                                                                                                                                                                                                                |
| <b>IA #</b>           | 2541                                                                                                                                                                                                                                                           |
| <b>Description</b>    | <p>This extrinsic function retrieves a Kernel site parameter. The following parameters are currently supported:</p> <ul style="list-style-type: none"> <li>• INST</li> <li>• SPOOL DOC</li> <li>• SPOOL LIFE</li> <li>• SPOOL LINE</li> <li>• WHERE</li> </ul> |
| <b>Format</b>         | <code>\$\$KSP^XUPARAM(param)</code>                                                                                                                                                                                                                            |

|                         |          |                                                                                                                                                                                                                                                                                                                                                                                                                                                                                                                                                                                                                                                                                                                               |
|-------------------------|----------|-------------------------------------------------------------------------------------------------------------------------------------------------------------------------------------------------------------------------------------------------------------------------------------------------------------------------------------------------------------------------------------------------------------------------------------------------------------------------------------------------------------------------------------------------------------------------------------------------------------------------------------------------------------------------------------------------------------------------------|
| <b>Input Parameters</b> | param:   | (required) Site parameter to retrieve. Currently, the following values for param are supported: <ul style="list-style-type: none"> <li>• INST—Internal Entry Number (IEN) of the site's institution, in the site's INSTITUTION file (#4).</li> <li>• SPOOL DOC—MAX SPOOL DOCUMENTS PER USER (internal value) from the site's KERNEL SYSTEM PARAMETERS file (#8989.3).</li> <li>• SPOOL LIFE—MAX SPOOL DOCUMENT LIFE-SPAN (internal value) from the site's KERNEL SYSTEM PARAMETERS file (#8989.3).</li> <li>• SPOOL LINE—MAX SPOOL LINES PER USER (internal value) from site's KERNEL SYSTEM PARAMETERS file (#8989.3).</li> <li>• WHERE—Site's domain name (FREE TEXT value), from the site's DOMAIN file (#4.2).</li> </ul> |
| <b>Output</b>           | returns: | Returns the requested site parameter value.                                                                                                                                                                                                                                                                                                                                                                                                                                                                                                                                                                                                                                                                                   |

**Example 1**

```
>S A6ASITE=$$KSP^XUPARAM("WHERE")
```

**Example 2**

```
>S A6ASPLLF=$$KSP^XUPARAM("SPOOL LIFE")
```

**22.5.3 \$\$LKUP^XUPARAM(): Look Up Parameters**

|                       |                                                                                                                      |
|-----------------------|----------------------------------------------------------------------------------------------------------------------|
| <b>Reference Type</b> | Supported                                                                                                            |
| <b>Category</b>       | Signon/Security                                                                                                      |
| <b>IA #</b>           | 2542                                                                                                                 |
| <b>Description</b>    | This extrinsic function looks up simple parameters from the KERNEL PARAMETERS file (#8989.2) that the site can edit. |
| <b>Format</b>         | <code>\$\$LKUP^XUPARAM(parameter_name[,style])</code>                                                                |

|                         |                 |                                                                                                                                                         |
|-------------------------|-----------------|---------------------------------------------------------------------------------------------------------------------------------------------------------|
| <b>Input Parameters</b> | parameter_name: | (required) This is the namespaced name of the parameter to look up in the KERNEL PARAMETERS file (#8989.2) and return the REPLACEMENT value or DEFAULT. |
|                         | style:          | (optional) This input parameter controls the return value if the REPLACEMENT value or DEFAULT is empty.                                                 |
| <b>Output</b>           | returns:        | Returns the REPLACEMENT value or DEFAULT.                                                                                                               |

## 22.5.4 SET^XUPARAM(): Set Parameters

|                         |                                                                          |                                                                                                         |
|-------------------------|--------------------------------------------------------------------------|---------------------------------------------------------------------------------------------------------|
| <b>Reference Type</b>   | Supported                                                                |                                                                                                         |
| <b>Category</b>         | Signon/Security                                                          |                                                                                                         |
| <b>IA #</b>             | 2542                                                                     |                                                                                                         |
| <b>Description</b>      | This API sets simple parameters in the KERNEL PARAMETERS file (#8989.2). |                                                                                                         |
| <b>Format</b>           | SET^XUPARAM(parameter_name[,style])                                      |                                                                                                         |
| <b>Input Parameters</b> | parameter_name:                                                          | (required) This is the namespaced name of the parameter to set in the KERNEL PARAMETERS file (#8989.2). |
|                         | style:                                                                   | (optional) This input parameter controls the return value if the REPLACEMENT value or DEFAULT is empty. |
| <b>Output</b>           | none                                                                     |                                                                                                         |

## 22.5.5 \$\$PROD^XUPROD(): Production Vs. Test Account

|                         |                                                                                                                                                                                                                                                                                                                                                                                                                                                                                                                                                                                                                                                                                                                                                                                                                                                                                             |
|-------------------------|---------------------------------------------------------------------------------------------------------------------------------------------------------------------------------------------------------------------------------------------------------------------------------------------------------------------------------------------------------------------------------------------------------------------------------------------------------------------------------------------------------------------------------------------------------------------------------------------------------------------------------------------------------------------------------------------------------------------------------------------------------------------------------------------------------------------------------------------------------------------------------------------|
| <b>Reference Type</b>   | Supported                                                                                                                                                                                                                                                                                                                                                                                                                                                                                                                                                                                                                                                                                                                                                                                                                                                                                   |
| <b>Category</b>         | Signon/Security                                                                                                                                                                                                                                                                                                                                                                                                                                                                                                                                                                                                                                                                                                                                                                                                                                                                             |
| <b>IA #</b>             | 4440                                                                                                                                                                                                                                                                                                                                                                                                                                                                                                                                                                                                                                                                                                                                                                                                                                                                                        |
| <b>Description</b>      | <p>This API was released with Kernel Patch XU*8.0*284. It is called by applications to check and see if the application is running in a Production or a Test account.</p> <p>The Ask if Production Account option [XU SID ASK] on the Kernel Management Menu [XUKERNEL], asks if the current account is the Production account. It returns the following values:</p> <p>True (1 or non-zero)—If the answer is YES, the account is the Production account, so the current system ID (SID) is set as the Production SID.</p> <p>False (zero)—If the answer is NO, the account is <i>not</i> the Production account, so a fake value is stored.</p> <p>The Startup PROD check option [XU SID STARTUP] can be scheduled for startup so that when TaskMan starts the SID is checked. The first check each day gets the current SID and compares it with the stored SID to see if they match.</p> |
| <b>Format</b>           | \$\$PROD^XUPROD( [ force ] )                                                                                                                                                                                                                                                                                                                                                                                                                                                                                                                                                                                                                                                                                                                                                                                                                                                                |
| <b>Input Parameters</b> | force: (optional) The parameter value of 1 allows an application to force a full test.                                                                                                                                                                                                                                                                                                                                                                                                                                                                                                                                                                                                                                                                                                                                                                                                      |
| <b>Output</b>           | returns: Returns a Boolean value: <ul style="list-style-type: none"> <li>• True (1 or non-zero)—Production account, current SID is set as the Production SID.</li> <li>• False (zero)—Test account.</li> </ul>                                                                                                                                                                                                                                                                                                                                                                                                                                                                                                                                                                                                                                                                              |

## 22.5.6 H^XUS: Programmer Halt

|                       |                                  |
|-----------------------|----------------------------------|
| <b>Reference Type</b> | Supported                        |
| <b>Category</b>       | Signon/Security                  |
| <b>IA #</b>           | 10044                            |
| <b>Description</b>    | This API is the Programmer Halt. |
| <b>Format</b>         | H^XUS                            |

**Input Parameters** none

**Output** none

## 22.5.7 SET^XUS1A(): Output Message During Signon

**Reference Type** Supported

**Category** Signon/Security

**IA #** 3057

**Description** This API is used to perform any output during a software application-specific action executed at signon. This function should *only* be used by action-type options attached to and executed by Kernel's XU USER SIGN-ON extended action.

Display of the string is not immediate; instead, every call to SET^XUS1A appends a node to an array containing the post signon text. When all software application-specific signon actions have completed, the signon process then displays the post signon text array, which will also contain any strings registered with the SET^XUS1A function, appended at the end.

**Format** SET^XUS1A(string)

**Input Parameters** string: (required) String to output. First character is stripped from string; if the first character is an exclamation point, a line feed is issued before the string is displayed; otherwise, no line feed is issued.

**Output** none

### Details

As of Kernel 8.0, software applications can attach an action-type option to a Kernel extended action-type option called XU USER SIGN-ON. This option, and all attached action-types, are executed during every signon.



**REF:** For more information on software application-specific action executed at signon, see the "XU USER SIGN-ON: Package-specific Signon Actions" topic in this chapter.

## 22.5.8 AVHLPTXT^XUS2: Get Help Text

|                         |                                                                                         |
|-------------------------|-----------------------------------------------------------------------------------------|
| <b>Reference Type</b>   | Controlled Subscription                                                                 |
| <b>Category</b>         | Signon/Security                                                                         |
| <b>IA #</b>             | 4057                                                                                    |
| <b>Description</b>      | This API retrieves help text to display to the user when they change their Verify code. |
| <b>Format</b>           | AVHLPTXT^XUS2                                                                           |
| <b>Input Parameters</b> | none                                                                                    |
| <b>Output</b>           | returns: Returns the help text for a user to use when entering a new Verify code.       |



## 22.5.9 \$\$CREATE^XUSAP: Create Application Proxy User

**Reference Type**      Controlled Subscription

**Category**            Signon/Security

**IA #**                    4677

**Description**        Released with Kernel Patch XU\*8.0\*361, this extrinsic function is a non-interactive API to create an Application Proxy User to support J2EE middle-tier applications. The Application Proxy User represents an application and *not* an end-user.



**CAUTION:** If the user running this extrinsic function does *not* hold the XUMGR security key, it returns an error upon the filing of the Application Proxy as the User Class.

The Application Proxy User is a special category of user account that is created in the NEW PERSON file (#200) and can execute authorized RPCs. The Application Proxy User created *must* adhere to the following criteria:

- The name added to the NEW PERSON file (#200) *must* be unique.
- It *must* have a user class of "Application Proxy," as defined in the USER CLASS file (#201) and pointed to by the USER CLASS field (#9.5) in the NEW PERSON file (#200).
- It *must not* have an Access or Verify code assigned to it.
- It *must not* have a Primary menu assigned to it.
- It *must* have one or more Secondary menu options assigned to it.
- The RPCs that the menu options reference *must* have the APP PROXY ALLOWED field (#.11) in the REMOTE PROCEDURE file (#8994) set to **YES**.

**Format**                    \$\$CREATE^XUSAP(proxyusername[,filemanaccesscode][,options])

**Input Parameters**    proxyusername:      (required) This is the name of the Application Proxy User. This name *must* be unique and should be namespaced.

filemanaccesscode:    (optional) This is the VA FileMan Access code. It *cannot* be an at-sign ("@").



**REF:** For more information, see the *VA FileMan Advanced User Manual*.

options: (optional) This is the name of a single option name (e.g., XUS FATKAAT PROXY LOGON) or an array of options, such as XUOPT("XMUSER")=1. Applications can only access the Remote Procedure Calls (RPCs) contained in the options provided in this input parameter. RPCs are tied to "B"-type options.

## Output

returns: Returns:

- IEN of entry created in NEW PERSON file (#200)—Successful; writes new Application Proxy User to the NEW PERSON file (#200).
- "0^Name In Use"—Unsuccessful; Application Proxy User of that name already exists in the NEW PERSON file (#200).
- -1—Unsuccessful; could not create Application Proxy User OR error in call to UPDATE^DIE.



**NOTE:** For more information on the UPDATE^DIE-related error, users should check ^TMP("DIERR",\$J).

## Example

The following example shows a *successful* creation of an Application Proxy User:

```
>IF $$CREATE^XUSAP("FATKAAT,PROXY","", "XUS FATKAAT PROXY LOGON")>0 W !,"Proxy Created"
```

```
Proxy Created
```

## 22.5.10 KILL^XUSCLEAN: Clear all but Kernel Variables

**Reference Type** Supported

**Category** Signon/Security

**IA #** 10052

**Description** This API clears the partition of all but key variables essential to Kernel. Application developers are allowed to use this call to clean up application variables and leave the local symbol table unchanged when returning from an option or as otherwise required by SAC Standards.

In the past, options that have called KILL^XUSCLEAN have occasionally created problems for other options that had defined software-wide variables. For example, a user might enter the top-level menu for a software application, which could have an entry action that retrieved site parameters into a local variable that is supposed to remain defined while in any menu of that software application, between options. But if the user could then reach a secondary menu option that happened to call KILL^XUSCLEAN, a side effect would be the KILLing off the previously defined software-wide variable.

KILL^XUSCLEAN now provides a way for sites and developers to work around this problem. For any menu-type option, the PROTECTED VARIABLES field in the OPTION file (#19) allows you to enter a comma-delimited list of variables to protect from being KILLED by KILL^XUSCLEAN. Once a user enters a menu subtree descendent from the protected menu, the variables are protected until the menu subtree is exited.

So, for example, to protect a software-wide variable for an entire software application, you can enter that variable in the PROTECTED VARIABLES field for the top-level menu in the software application. As long as a user does not exit the top-level menu of the software application's menu tree, the software-wide variable will be protected from all calls to KILL^XUSCLEAN. "Up-arrow Jumps" into a menu tree also work fine, as long as the menu that has been protected is in the menu path made by the jump.

**Format** KILL^XUSCLEAN

**Input Parameters** none

**Output** none

## 22.5.11 \$\$ADD^XUSERNEW(): Add New Users

**Reference Type** Supported

**Category** Signon/Security

**IA #** 10053

**Description** This extrinsic function adds new entries to the NEW PERSON file (#200). It was modified with Kernel Patch XU\*8.0\*134. After prompting for the user's name, it parses the input into its component parts, and then prompts for each name component separately, presenting the parsed input as defaults. It then prompts for the default identifiers for the NEW PERSON file (#200) entry in the following order:

1. INITIAL (#1)
2. SSN (#9)
3. SEX (#4)

If the user of this function has the XUSPF200 security key, entry of the SSN is not required. The default identifiers can be locally modified by modifying the NEW PERSON IDENTIFIERS field in the KERNEL SYSTEM PARAMETERS file (#8989.3).

To prompt for additional fields during this call, you pass a DR string containing the fields for which you wish to prompt as a parameter to this function. If the person adding the entry enters a caret ("^") to exit out before filling in all the identifiers and requested fields, the entry will be removed from the NEW PERSON file (#200), and **-1** will be returned.

**Format** \$\$ADD^XUSERNEW([dr\_string][,keys])

**Input Parameters** dr\_string: (optional) Additional fields to ask when adding the new user, in the format for a DR string as used in a standard DIC call.



**REF:** For information about DIC, see the VA FileMan documentation.

keys: (optional) A comma-delimited string of keys to assign to the newly created user.

**Output** returns: Returns a value similar in format to the value of "Y" returned from a standard DIC call:

- -1—User neither existed nor could be added.
- N^S—User already exists in the file; N is the internal number of the entry in the file, and S is the value of the .01 field for that entry.
- N^S^1—N and S are defined as above, and the 1 indicates the user has just been added to the file.



**REF:** For information about DIC, see the VA FileMan documentation.

### Example 1

To add a new user, asking default fields for new entry:

**Figure 69. \$\$ADD^XUSERNEW: Example of adding a new user**

```
>S X=$$ADD^XUSERNEW
Enter NEW PERSON's name (Family,Given Middle Suffix): XUUSER,TWO E
Are you adding 'XUUSER,TWO E' as a new NEW PERSON (the 1602ND)? No// Y <Enter>
(Yes)
Checking SOUNDEX for matches.
No matches found.
Name components.
FAMILY (LAST) NAME: XUUSER// <Enter>
GIVEN (FIRST) NAME: TWO// <Enter>
MIDDLE NAME: E// <Enter>
SUFFIX: <Enter>
Now for the Identifiers.
INITIAL: TEK
SSN: 000222222
SEX: M <Enter> MALE
>W X
1000118^XUUSER,TWO E^1
>
```

### Example 2

To add a new user, specifying a key to add:

```
>S X=$$ADD^XUSERNEW("","PROVIDER")
```

### Example 3

To add a new user, specifying additional fields to ask, plus two keys to add:

```
>S X=$$ADD^XUSERNEW("5;13;53","PSMGR,PSNARC")
```

## 22.5.12 \$\$CHECKAV^XUSRB(): Check Access/Verify Codes

|                         |                                                                                                                                      |                                                                                                                                                     |
|-------------------------|--------------------------------------------------------------------------------------------------------------------------------------|-----------------------------------------------------------------------------------------------------------------------------------------------------|
| <b>Reference Type</b>   | Controlled Subscription                                                                                                              |                                                                                                                                                     |
| <b>Category</b>         | Signon/Security                                                                                                                      |                                                                                                                                                     |
| <b>IA #</b>             | 2882                                                                                                                                 |                                                                                                                                                     |
| <b>Description</b>      | This extrinsic function checks an Access/Verify code pair (delimited by a semi-colon) and returns whether or not it is a valid pair. |                                                                                                                                                     |
| <b>Format</b>           | \$\$CHECKAV^XUSRB(access_verify)                                                                                                     |                                                                                                                                                     |
| <b>Input Parameters</b> | access_verify:                                                                                                                       | (required) This is a string containing the Access and Verify code pair delimited by a semi-colon (i.e., Access code;Verify code).                   |
| <b>Output</b>           | returns:                                                                                                                             | Returns: <ul style="list-style-type: none"> <li>• Internal Entry Number (IEN)—Codes are OK.</li> <li>• Zero (0)—Codes are <i>not</i> OK.</li> </ul> |

### Example

```
>S X=$$CHECKAV^XUSRB(<string>)
```

String = Access code;Verify code

## 22.5.13 CVC^XUSRB: VistALink—Change User's Verify Code

|                         |                                                  |  |
|-------------------------|--------------------------------------------------|--|
| <b>Reference Type</b>   | Controlled Subscription                          |  |
| <b>Category</b>         | Signon/Security                                  |  |
| <b>IA #</b>             | 4054                                             |  |
| <b>Description</b>      | This API changes a VistALink user's Verify code. |  |
| <b>Format</b>           | CVC^XUSRB                                        |  |
| <b>Input Parameters</b> | none                                             |  |

**Output**            duz:            If DUZ is defined, we consider the "change verify code" operation to have been successful.

### 22.5.14 \$\$INHIBIT^XUSRB: Check if Logons Inhibited

**Reference Type**    Supported

**Category**            Signon/Security

**IA #**                    3277

**Description**        This extrinsic function is used to check if logons have been inhibited.

**Format**                \$\$INHIBIT^XUSRB

**Input Parameters**   none

**Output**                none

### 22.5.15 INTRO^XUSRB: VistALink—Get Introductory Text

**Reference Type**    Controlled Subscription

**Category**            Signon/Security

**IA #**                    4054

**Description**        This API retrieves the introductory text from M to display in VistALink.

**Format**                INTRO^XUSRB

**Input Parameters**   none

**Output**                returns:        Returns each line in the introductory text as a value stored at the first subscript level node of the pass-by-reference first parameter to the method call. For example:

`RETURN(0)=line 1 RETURN(1)=line 2 etc.`

## 22.5.16 LOGOUT^XUSRB: VistALink—Log Out User from M

|                         |                                            |
|-------------------------|--------------------------------------------|
| <b>Reference Type</b>   | Controlled Subscription                    |
| <b>Category</b>         | Signon/Security                            |
| <b>IA #</b>             | 4054                                       |
| <b>Description</b>      | This API logs out a VistALink user from M. |
| <b>Format</b>           | LOGOUT^XUSRB                               |
| <b>Input Parameters</b> | none                                       |
| <b>Output</b>           | none                                       |

## 22.5.17 SETUP^XUSRB(): VistALink—Set Up User's Partition in M

|                         |                                                                                                                                            |
|-------------------------|--------------------------------------------------------------------------------------------------------------------------------------------|
| <b>Reference Type</b>   | Controlled Subscription                                                                                                                    |
| <b>Category</b>         | Signon/Security                                                                                                                            |
| <b>IA #</b>             | 4054                                                                                                                                       |
| <b>Description</b>      | This API sets up a VistALink user's partition in M prior to signon.                                                                        |
| <b>Format</b>           | SETUP^XUSRB( <i>ret</i> )                                                                                                                  |
| <b>Input Parameters</b> | <i>ret</i> : (required) Name of the subscribed return array. In every API that is used as an RPC, the first parameter is the return array. |

Make sure to perform the following steps before calling this API:

- NEW all non-namespaced variables.
- Set all input variables.
- Call the API.

|                        |           |                                                                                      |
|------------------------|-----------|--------------------------------------------------------------------------------------|
| <b>Input Variables</b> | XWBTTIP:  | (required) The Internet Protocol (IP) address of the client workstation.             |
|                        | XWBCLMAN: | (optional) The client workstation name.                                              |
|                        | XWBVER:   | (optional) This is the version of the RPC Broker software on the client workstation. |



|               |        |                                                                                                                                                                                                                                                                                           |
|---------------|--------|-------------------------------------------------------------------------------------------------------------------------------------------------------------------------------------------------------------------------------------------------------------------------------------------|
| <b>Output</b> | RET(): | Returns a subscripted output array: <ul style="list-style-type: none"> <li>• RET(0)—Server option name</li> <li>• RET(1)—Volume</li> <li>• RET(2)—UCI</li> <li>• RET(3)—Device</li> <li>• RET(4)—# Attempts</li> <li>• RET(5)—Skip signon-screen</li> <li>• RET(6)—Domain name</li> </ul> |
|---------------|--------|-------------------------------------------------------------------------------------------------------------------------------------------------------------------------------------------------------------------------------------------------------------------------------------------|

## 22.5.18 VALIDAV^XUSRB(): VistALink—Validate User Credentials

|                         |                                                                                                                                                                                                                                                    |
|-------------------------|----------------------------------------------------------------------------------------------------------------------------------------------------------------------------------------------------------------------------------------------------|
| <b>Reference Type</b>   | Controlled Subscription                                                                                                                                                                                                                            |
| <b>Category</b>         | Signon/Security                                                                                                                                                                                                                                    |
| <b>IA #</b>             | 4054                                                                                                                                                                                                                                               |
| <b>Description</b>      | This API validates a VistALink user's credentials for signon to M.                                                                                                                                                                                 |
| <b>Format</b>           | VALIDAV^XUSRB( <i>credential</i> )                                                                                                                                                                                                                 |
| <b>Input Parameters</b> | <b>credential:</b> (required) A credential (typically the encoded "Access code;Verify code" string) to use to attempt a signon for the current user.                                                                                               |
| <b>Output</b>           | <b>returns:</b> Returns: <pre> ;Return R(0)=DUZ, R(1)=(0=OK, 1,2...=Can't sign on for some reason) ; R(2)=verify needs changing, R(3)=Message, R(4)=0, R(5)=msg cnt, R(5+n) ; R(R(5)+6)=# div user <i>must</i> select from, R(R(5)+6+n)=div </pre> |

## 22.5.19 \$\$DECRYP^XUSRB1(): Decrypt String

|                         |                                                                                                                                                                                                                                        |
|-------------------------|----------------------------------------------------------------------------------------------------------------------------------------------------------------------------------------------------------------------------------------|
| <b>Reference Type</b>   | Supported                                                                                                                                                                                                                              |
| <b>Category</b>         | Signon/Security                                                                                                                                                                                                                        |
| <b>IA #</b>             | 2241                                                                                                                                                                                                                                   |
| <b>Description</b>      | This extrinsic function decrypts a string that was encrypted on a Client system. This function decrypts a string that has been encrypted using the Encrypt Delphi function supplied by the RPC Broker, returning the decrypted string. |
| <b>Format</b>           | <code>\$\$DECRYP^XUSRB1(encrypted_string)</code>                                                                                                                                                                                       |
| <b>Input Parameters</b> | <code>encrypted_string</code> : (required) Encrypted string to be decrypted.                                                                                                                                                           |
| <b>Output</b>           | <code>returns</code> : Returns the decrypted string.                                                                                                                                                                                   |

## 22.5.20 \$\$ENCRYP^XUSRB1(): Encrypt String

|                         |                                                                                                                                                                                                   |
|-------------------------|---------------------------------------------------------------------------------------------------------------------------------------------------------------------------------------------------|
| <b>Reference Type</b>   | Supported                                                                                                                                                                                         |
| <b>Category</b>         | Signon/Security                                                                                                                                                                                   |
| <b>IA #</b>             | 2240                                                                                                                                                                                              |
| <b>Description</b>      | This extrinsic function encrypts a string before transport to a Client system, where it will be decrypted. This function performs encryption on the input string, returning the encrypted string. |
| <b>Format</b>           | <code>\$\$ENCRYP^XUSRB1(string)</code>                                                                                                                                                            |
| <b>Input Parameters</b> | <code>string</code> : (required) The input string to be encrypted.                                                                                                                                |
| <b>Output</b>           | <code>returns</code> : Returns the encrypted string.                                                                                                                                              |

## 22.5.21 \$\$HANDLE^XUSRB4(): Return Unique Session ID String

|                         |                                                                                                                                                                                                                                                                                                                                                                                                                                                                                                                                                         |
|-------------------------|---------------------------------------------------------------------------------------------------------------------------------------------------------------------------------------------------------------------------------------------------------------------------------------------------------------------------------------------------------------------------------------------------------------------------------------------------------------------------------------------------------------------------------------------------------|
| <b>Reference Type</b>   | Supported                                                                                                                                                                                                                                                                                                                                                                                                                                                                                                                                               |
| <b>Category</b>         | Signon/Security                                                                                                                                                                                                                                                                                                                                                                                                                                                                                                                                         |
| <b>IA #</b>             | 4770                                                                                                                                                                                                                                                                                                                                                                                                                                                                                                                                                    |
| <b>Description</b>      | (This API is made available with Kernel Patch XU*8.0*395.) This extrinsic function returns a unique Caché cluster string for a Vista system for use by HealthVet Desktop applications.                                                                                                                                                                                                                                                                                                                                                                  |
| <b>Format</b>           | <code>\$\$HANDLE^XUSRB4("namespace" [, timetolive])</code>                                                                                                                                                                                                                                                                                                                                                                                                                                                                                              |
| <b>Input Parameters</b> | <p>"namespace": (required) This input parameter should start with the Vista software namespace. In addition, users can add any additional application/software identifiers.</p> <p>timetolive: (optional) This input parameter indicates the number of days that this handle will be available for use. Possible values range from 1 to 7. The default is 1. The ^XTMP global requires that the zero node hold the save through date. This value is cleaned up via the XQ82 routine (i.e., Clean old Job Nodes in XUTL option [XQ XUTL \$J NODES]).</p> |
| <b>Output</b>           | returns: Returns the unique Vista system Caché cluster string. The value generated includes the data entered in the namespace input parameter and \$J and \$H. If this value is already defined, a new value is generated.                                                                                                                                                                                                                                                                                                                              |

### Example

In this example, we are creating a unique session ID for the RPC Broker namespace (i.e., "XWB"):

```
>S HDL=$$HANDLE^XUSRB4("XWB-CCOW")
>W HDL
XWB-CCOW928-57785_0
```

When checking the ^XTMP temporary global you would see:

```
^XTMP("XWB-CCOW928-57785_0",0) = 3050805^3050804
```

## 22.5.22 ^XUVERIFY: Verify Access and Verify Codes

|                       |                                                                                                                                                                                            |
|-----------------------|--------------------------------------------------------------------------------------------------------------------------------------------------------------------------------------------|
| <b>Reference Type</b> | Supported                                                                                                                                                                                  |
| <b>Category</b>       | Signon/Security                                                                                                                                                                            |
| <b>IA #</b>           | 10051                                                                                                                                                                                      |
| <b>Description</b>    | This API validates Access and Verify codes. You can use it anytime within an application program to verify that the person using the system is the same person who signed onto the system. |
| <b>Format</b>         | ^XUVERIFY                                                                                                                                                                                  |

Make sure to perform the following steps before calling this API:

- NEW all non-namespaced variables.
- Set all input variables.
- Call the API.

|                         |       |                                                                                                                                                                                                                                         |
|-------------------------|-------|-----------------------------------------------------------------------------------------------------------------------------------------------------------------------------------------------------------------------------------------|
| <b>Input Variables</b>  | %:    | (required) If % equals:                                                                                                                                                                                                                 |
|                         |       | <ul style="list-style-type: none"> <li>• A—Check the Access code.</li> <li>• V—Check the Verify code.</li> <li>• AV—Check both the Access and Verify code.</li> </ul>                                                                   |
|                         | %DUZ: | (required) The user's number (DUZ value).                                                                                                                                                                                               |
| <b>Output Variables</b> | %:    | Returns the following values:                                                                                                                                                                                                           |
|                         |       | <ul style="list-style-type: none"> <li>• 2—Failure (the incorrect code was entered).</li> <li>• 1—Success (the correct code was entered).</li> <li>• 0—A question mark was entered.</li> <li>• -1—A caret ("^") was entered.</li> </ul> |

### 22.5.23 \$\$CHECKAV^XUVERIFY(): Check Access/Verify Codes

|                         |                                                                                                                                                                     |
|-------------------------|---------------------------------------------------------------------------------------------------------------------------------------------------------------------|
| <b>Reference Type</b>   | Supported                                                                                                                                                           |
| <b>Category</b>         | Signon/Security                                                                                                                                                     |
| <b>IA #</b>             | 10051                                                                                                                                                               |
| <b>Description</b>      | This extrinsic function checks an Access/Verify code pair entered by the user (delimited by a semi-colon) and returns whether or not it is a valid pair.            |
| <b>Format</b>           | <code>\$\$CHECKAV^XUVERIFY(access_verify)</code>                                                                                                                    |
| <b>Input Parameters</b> | <code>access_verify</code> : (required) This is a string containing the Access and Verify code pair delimited by a semi-colon (i.e., Access code;Verify code).      |
| <b>Output</b>           | <p>returns: Returns:</p> <ul style="list-style-type: none"> <li>• Internal Entry Number (IEN)—Codes are OK.</li> <li>• Zero (0)—Codes are <i>not</i> OK.</li> </ul> |

#### Example

```
>S X=$CHECKAV^XUVERIFY(<string>)
```

String = Access code;Verify code

### 22.5.24 WITNESS^XUVERIFY(): Return IEN of Users with A/V Codes & Security Keys

|                         |                                                                                                                                                       |
|-------------------------|-------------------------------------------------------------------------------------------------------------------------------------------------------|
| <b>Reference Type</b>   | Controlled Subscription                                                                                                                               |
| <b>Category</b>         | Signon/Security                                                                                                                                       |
| <b>IA #</b>             | 1513                                                                                                                                                  |
| <b>Description</b>      | This API returns the IEN of a user if he/she has an Access code, Verify code, and security keys.                                                      |
| <b>Format</b>           | <code>WITNESS^XUVERIFY(prefix,keys)</code>                                                                                                            |
| <b>Input Parameters</b> | <p><code>prefix</code>: String to put before the Access/Verify code prompt.</p> <p><code>keys</code>: String of security keys the user must have.</p> |

**Output** returns: Returns:

- IEN (successful)—The user has an Access code, Verify code, and security keys.
- 0 (failure)—The user does *not* have an Access code, Verify code, and security keys.

### Example

```
>S Y=$$WITNESS^XUVERIFY("Cosign","XUMGR") W !,Y

Cosign ACCESS CODE: *****
Cosign VERIFY CODE: *****
2
```

## 22.5.25 GETPEER^%ZOSV: VistALink—Get IP Address for Current Session

|                         |                                                                                                                                                                                                                                           |
|-------------------------|-------------------------------------------------------------------------------------------------------------------------------------------------------------------------------------------------------------------------------------------|
| <b>Reference Type</b>   | Controlled Subscription                                                                                                                                                                                                                   |
| <b>Category</b>         | Signon/Security                                                                                                                                                                                                                           |
| <b>IA #</b>             | 4056                                                                                                                                                                                                                                      |
| <b>Description</b>      | This API retrieves an IP address value for the current session, which is required as input (i.e., XWBTIP input variable) for the SETUP^XUSRB(): VistALink—Set Up User's Partition in M API. The VistALink security module calls this API. |
| <b>Format</b>           | GETPEER^%ZOSV                                                                                                                                                                                                                             |
| <b>Input Parameters</b> | none                                                                                                                                                                                                                                      |
| <b>Output</b>           | returns: Returns the Internet Protocol (IP) address of the current connected session to M.                                                                                                                                                |

## 23 Spooling: Developer Tools

In order for an application to spool reports, the application *must* call the Device Handler to open the spool device. If the application fails to close the device, the spool document will not be accessible. The application should close the spool device by using `D ^%ZISC`. Furthermore, queuing to the spooler requires that the application invoke `^%ZTLOAD` with the proper variables defined.

The `ZTIO` input variable can be set to identify how the device should be opened. If incorrectly set up, the queued task could fail to send results to the spooler. If you have any doubt about how to set `ZTIO`, you should leave it undefined. `^%ZTLOAD` can define `ZTIO` with the appropriate variables from symbols left in the current partition following the last call to the Device Handler.



**NOTE:** The following code samples are *not* complete. They do not contain code to issue form feeds between pages of output.

**REF:** For the details of issuing form feeds, see the "Form Feeds" topic in the "Special Device Issues" chapter in this manual.

**Figure 70. Spooling: Sending output to the spooler (and pre-defining ZTIO)**

```
SAMPLE ;SAMPLE ROUTINE
;
S %ZIS="QM" D ^%ZIS G EXIT:POP
I $D(IO("Q")) D D ^%ZTLOAD D HOME^%ZIS K IO("Q") Q
.S ZTRTN="DQ^SAMPLE",ZTDESC="Sample Test routine"
.S ZTIO=ION_";"_IOST
.I $D(IO("DOC"))#2,IO("DOC")] " S ZTIO=ZTIO_";"_IO("DOC") Q
.I IOM S ZTIO=ZTIO_";"_IOM
.I IOSL S ZTIO=ZTIO_";"_IOSL
DQ U IO W !,"THIS IS YOUR REPORT"
W !,"LINE 2"
W !,"LINE 3"
D ^%ZISC
EXIT S:$D(ZTQUEUEUED) ZTREQ="@ " K VAR1,VAR2,VAR3 Q
```

**Figure 71. Spooling: Allowing output to go the spooler (without pre-defining ZTIO)**

```
SAMPLE ;SAMPLE ROUTINE
;
S %ZIS="QM" D ^%ZIS G EXIT:POP
I $D(IO("Q")) D Q
.S ZTRTN="DQ^SAMPLE",ZTDESC="Sample Test routine"
.D ^%ZTLOAD D HOME^%ZIS K IO("Q") Q
DQ U IO W !,"THIS IS YOUR REPORT"
W !,"LINE 2"
W !,"LINE 3"
D ^%ZISC
EXIT S:$D(ZTQUEUEUED) ZTREQ="@ " K VAR1,VAR2,VAR3 Q
```

## 23.1 Application Program Interface (API)

Several APIs are available for developers to work with spooling. These APIs are described below.

### 23.1.1 DSD^ZISPL: Delete Spool Data File Entry

|                         |                                                                                                              |
|-------------------------|--------------------------------------------------------------------------------------------------------------|
| <b>Reference Type</b>   | Controlled Subscription                                                                                      |
| <b>Category</b>         | Spooling                                                                                                     |
| <b>IA #</b>             | 1092                                                                                                         |
| <b>Description</b>      | This API Deletes SPOOL DATA file (#3.519) entry following transfer of data, to minimize consumption of data. |
| <b>Format</b>           | DSD^ZISPL                                                                                                    |
| <b>Input Parameters</b> | none                                                                                                         |
| <b>Output</b>           | none                                                                                                         |

### 23.1.2 DSDOC^ZISPL: Delete Spool Document File Entry

|                         |                                                                                                                           |
|-------------------------|---------------------------------------------------------------------------------------------------------------------------|
| <b>Reference Type</b>   | Controlled Subscription                                                                                                   |
| <b>Category</b>         | Spooling                                                                                                                  |
| <b>IA #</b>             | 1092                                                                                                                      |
| <b>Description</b>      | This API deletes the SPOOL DOCUMENT file (#3.51) entry following transfer of data, to minimize consumption of disk space. |
| <b>Format</b>           | DSDOC^ZISPL                                                                                                               |
| <b>Input Parameters</b> | none                                                                                                                      |
| <b>Output</b>           | none                                                                                                                      |



## 24 TaskMan: Developer Tools

The TaskMan API consists of several callable entry points and an extrinsic variable. Use of these calls makes the creation, scheduling, and monitoring of background processing from within applications straightforward.

Developers *must* avoid directly setting information into TaskMan's globals to queue tasks. In fact, the SAC specifies that TaskMan's calls be used. The structure of the globals is not static; there is no commitment to support their current structure in the future.



**REF:** For more information on why and when to use TaskMan to perform queuing, see the "TaskMan System Management: Overview" chapter in the *Kernel Systems Management Guide*.

### 24.1 How to Write Code to Queue Tasks

Writing code to queue a task is not difficult; however, the coding *must* be done carefully and systematically. If you think of it in two parts, it will be easier to write. These two parts are the queuer and the task:

- **Queuer**—Some code *must* invoke `^%ZTLOAD` to create and schedule the task. This code is the queuer. The most complex part of a queuer is determining which variables *must* be passed on to the task.

In one type of queuer, the program application makes its own calls to `^%ZTLOAD` to queue tasks. In the other common type of queuer, scheduled options, an option is scheduled to run as a task through the `OPTION SCHEDULING` file (#19.2); TaskMan itself takes care of the queuing.

- **Task**—Some code *must* perform the actual work in the background. Sometimes the task shares code with an equivalent foreground activity. However, remember that a queued task runs under special conditions that *must* be considered. For example, no interactive dialogue with the user is possible.

Usually, both pieces of code should be planned together since they interact heavily.

#### 24.1.1 Queuers

As mentioned above, there are two common types of queuers:

- Application code that itself acts as the queuer by calling `^%ZTLOAD`.
- Options that are scheduled (in which case, TaskMan itself acts as the queuer).

## Calling ^%ZTLOAD to Create Tasks

One common way to create tasks is to call TaskMan's main API, ^%ZTLOAD. You can use ^%ZTLOAD interactively, or non-interactively.



**REF:** For more information on queuing tasks with ^%ZTLOAD, see the ^%ZTLOAD: Queue a Task topic in this chapter.

### 24.1.1.1.1 Calling EN^XUTMDEVQ to Create Tasks

The EN^XUTMDEVQ API encapsulates the logic to handle both direct printing and queuing in a single call.

#### 24.1.1.1.2 Creating Tasks Using Scheduled Options

You can also create options that you ask the sites to schedule on a regular basis. In this case, TaskMan itself (rather than application code) acts as the queuer. Site managers use TaskMan to queue options and can schedule these options to run again and again on some specified schedule.

You should be careful because this creates a great possibility for confusion. Obviously, some options cannot be scheduled, in the same way that some routines cannot be queued. When you create options that should be scheduled, you should:

- Indicate whether an option can be scheduled through TaskMan and, if so, the recommended frequency of scheduling. Do this using the DESCRIPTION field of the option.
- Indicate the format of data to pass to the scheduled option via the TASK PARAMETERS field, if the option uses such data. Do this using the DESCRIPTION field of the option.
- Set the SCHEDULING RECOMMENDED field of the option to **YES**. This will make the option show up in a Kernel report that lists all options on the system that should be scheduled.
- Consider using a name for the option that reflects the fact that it is intended to be run only by TaskMan, if you create such an option.
- Give the option a parent (that is, attach it to a menu). This prevents the option from being deleted by Kernel's Delete Unreferenced Options (XQ UNREF'D OPTIONS) purge option. If the option cannot be used interactively, make sure that it is not attached to a menu that will be part of a user's menu tree. Instead, attach it to a menu that is not on any user's menu tree. An example is Kernel's ZTMQUEUEABLE OPTIONS. It is not in any user menu tree. If you do not want to create your own menu to be a parent of queueable options, you are allowed to attach your option to Kernel's ZTMQUEUEABLE OPTIONS option and export ZTMQUEUEABLE OPTIONS through KIDS' USE AS LINK FOR MENU ITEMS action.

When you create options that queue tasks but that cannot be scheduled themselves, you should be especially clear in documenting this so that site managers will not try to schedule them.

Queued options differ from other tasks in only a few ways:

- They may have an entry and exit action and may set XQUIT in the entry action to avoid running.
- They can run on a scheduling cycle as defined by the system manager.
- They are designed explicitly for the system manager to use, since the option used to schedule options is available only to system managers.
- They can be better documented than normal tasks because the OPTION file (#19) entry provides a place for a permanent description of the task's purpose and behavior (the DESCRIPTION field).
- If the option is scheduled regularly, data can be passed to your task from the OPTION SCHEDULING file's (#19.2) TASK PARAMETERS field; the data is made available to the task at run time in the ZTQPARAM variable. The variable is only defined if an entry is made in the TASK PARAMETERS field when the task is scheduled. The format that is expected of information entered in the TASK PARAMETERS field should be described in the option's DESCRIPTION field.

You should describe scheduling recommendations and the format, if any, for the TASK PARAMETERS field (as well as in the option's DESCRIPTION field) in your software application installation guide for all the queueable options, since options are usually set on their schedules shortly after installation.

## 24.1.2 Tasks

This topic describes information about Tasks. It applies whether the queuer that queued the task was a call to ^%ZTLOAD, or TaskMan itself was running the task because it was scheduled in the OPTION SCHEDULING file (#19.2).

When you write a task, you create an API that TaskMan can call to perform the work. The submanager calls the API you specify to run the task. The submanager does more than pass your task a few parameters, however; it creates an entire specialized environment for the task, according to your specifications. Then the submanager calls your API, at which point your task begins running. When your task quits, control passes back to the submanager.

The interface between tasks and submanagers determines the special problems you *must* solve and the features you have available to do so. This interface consists of two parts:

- The environment and tools that the submanagers guarantee to the tasks.
- The responsibilities of the tasks themselves.

### 24.1.2.1.1 Key Variables and Environment When Task is Running

All VistA processes run in a guaranteed environment, with standard variables and devices available to the software. The guaranteed environment for tasks differs from that of foreground processes in some ways, however. This reflects the differences between the foreground and background, and the special services provided by TaskMan. The submanagers guarantee tasks the following variables and other features:

- **DT:** While this usually designates the date when a user signs on, here it contains the date when the task first began running (in FileMan format, of course).
- **DUZ(:** The entire DUZ array (except DUZ("NEWCODE")), as defined at the time of your call to the Program Interface, is always passed to your task. If DUZ was not properly set up at that time, then it is set to 0. If DUZ(0) was not properly set up, then the submanager attempts to look it up using your DUZ variable; if the lookup fails, it sets DUZ(0)="". The submanager does the same thing with DUZ(2).
- **IO\*:** All of the IO variables describing the output device that you receive are passed to you. If you request no output device, then IO, IO(0), and ZTIO will all equal "".
- **ZTDESC:** This contains the free-text description of your task that you passed to the Program Interface.
- **ZTDTH:** This contains the date and time (in \$HOROLOG format) that you wanted your task to begin running. Because delays from a number of sources can make your task begin late, this variable may be useful.
- **ZTIO:** This contains your original output device specifications. Because the Device Handler allows the use of Hunt Groups, it is possible that your task may get an output device other than the one you requested. In such cases, however, the device will be one that the site manager considers equivalent.
- **ZTQUEUED:** This variable is always defined when your task begins, and is only defined for background tasks. Many queued routines can run either in the foreground or in the background. The only reliable way to determine which situation is currently the case is using the M code:
 

```
>IF $D(ZTQUEUED)
```
- **ZTRTN:** This variable is the API that TaskMan will DO to start the task.
- **ZTSK:** Every task is passed its internal number so that it can make use of the Program Interface.
- **Destination:** Using ZTUCI, ZTIO, and ZTCPU, you can request a specific UCI on a specific volume set and CPU node where your task should run. The location you request is where the submanager will call your API. Remember that the SAC does not protect the TaskMan namespaced input variables to your task (e.g., ZTIO, ZTSK, etc.), however. The submanagers guarantee their values to the tasks, but once you begin running, their values may change. For example, the utilities you call may alter these variables, or your own code may. If your task needs to know these values throughout its execution, you should load them into your own namespaced variables, which you can then protect.
- **Device:** If you request an IO device for your task then, when the task starts, the device will be open. The submanager will even issue the USE command for you and after your task completes, it will properly close the device for you. If you leave it open when you are finished with it, the submanager will be able to recycle the device more efficiently for use with other tasks.

- **Error Trap:** The submanager always sets an error trap before calling your task. This way, if your task errors out, the submanager can record that fact in the system error log, in TaskMan's error log, and in the entry for your task in the TASKS file (#14.4).
- **Priority:** Your task will begin running with the priority specified if you request one.
- **Saved Variables:** The submanager passes any variables that the queuer saved using ZTSAVE. These act as input variables.
- **Tools:** The task can rely upon the following tools to assist it in meeting its responsibilities (as described below):
  - `$$S^%ZTLOAD`
  - `ZTSTOP`
  - `ZTQUEUED`
  - `ZTREQ`
  - `KILL^%ZTLOAD`
  - `^%ZTLOAD`
  - Device Handler
  - Resource devices
  - SYNC FLAGS

#### 24.1.2.1.2 Checking for Stop Requests

You should write tasks in such a way that your tasks honor stop requests. Since Kernel 7.0, users have been able to call the TaskMan User option to stop tasks that they started. A task should periodically check whether it has been asked to stop and should gracefully shut down when asked. This involves four steps:

1. To check for a stop request, the task can execute the following code:

```
>IF $$S^%ZTLOAD
```

If this evaluates to TRUE, the user has asked the task to stop. This check should occur periodically throughout the task; not so often as to increase significantly the task's CPU usage, but often enough that the response time satisfies the users. For example, a report printout might check once per page, while a massive data compilation might check once every hundred or even thousand records. Very short tasks can choose not to check at all.

2. The task may need to perform some internal flagging or cleanup. Stop requests from a user rarely come at ideal moments in the overall algorithm of the task, and the task may need to perform some work to prepare to quit.
3. The task needs to notify the submanager that it responded to the user's request to stop, so that the submanager can notify the user. The task should use the following code to do so:

```
>SET ZTSTOP=1
```

The ZTSTOP flag is processed by the submanager when the task quits. Do not KILL this variable if you wish to pass it back to the submanager.

4. The task should then quit. Depending on how deeply within loops these stop request checks are made, it may take some processing to work out of all loops and quit on short notice. The code may need to be adjusted to allow for this kind of exit.

In the end, checking for stop requests benefits not only the developer, by satisfying your users, but also the users themselves by making them feel more in control, and the system managers by freeing them up from stopping tasks for users.

### 24.1.2.1.3 Purging the Task Record

According to the SAC, tasks have a responsibility to remove their own records from the TASKS file (#14.4) when they complete. This serves two purposes. First, it helps keep the TASKS file small, which makes TaskMan more efficient. Second, because any tasks that cause errors will never reach the final commands to delete the task's record, such tasks will remain in the TASKS file after they complete. This greatly assists system management staff in identifying and troubleshooting problem tasks.

You have two methods to delete TASKS file (#14.4) entries:

- ZTREQ output variable
- KILL^%ZTLOAD API

The recommended method, simpler than the other, is to use the ZTREQ output variable to instruct the submanager to delete your task's record after it finishes running. Do this with the following line of M code:

```
>S ZTREQ="@"
```

Because the submanager does not get this variable back until after your task quits, you can set ZTREQ anywhere within the task and still ensure your task does not delete its record if it errors out.



**NOTE:** If you KILL off the variable before the task quits, the submanager does not delete your task.

The other method is to call KILL^%ZTLOAD to delete the task's record. This solution has two disadvantages. First, the ZTSK input variable to KILL^%ZTLOAD needs to equal the task number of the task to delete, which may not be the case if the task has called other utilities. The task can solve this problem by saving off ZTSK at the beginning and restoring it prior to calling KILL^%ZTLOAD. Second, you *must* place the call at the end of the task, just prior to quitting, ensuring the record remains if the task encounters an error. This causes problems for tasks that lack a single exit point, but you can solve this by writing a new API for the task that does the main body of the task, performs the deletion, and then quits.

### 24.1.2.1.4 Checking For Background Execution: ZTQUEUED

When you share code for both foreground and background processing, you often need the code to behave differently under the two situations. The only reliable way to test whether the code is running in the background is to check if the ZTQUEUED variable is defined. It will only be defined if the current running job is a task. You can check for its existence, and therefore, whether the code is truly running in the background, with the following M statement:

```
>IF $D(ZTQUEUED)
```

### 24.1.2.1.5 Post-Execution Commands: ZTREQ

Tasks can make the submanager execute a certain limited set of commands after the tasks complete. Use the ZTREQ output variable to describe these post-execution commands.

The use of ZTREQ to delete a task's record has already been discussed above. ZTREQ can also be used to edit and/or reschedule the task.

- To reschedule the task to run again immediately:

```
>S ZTREQ=" "
```

- To requeue a modified version of your task:

Use ZTREQ to specify how to modify the existing task to run again. By optionally setting any of the various ^-pieces of ZTREQ, you can modify that aspect of how the rescheduled task will run. The purpose and format of each ^-piece roughly corresponds to the input variables of REQ^%ZTLOAD listed below:

**Table 22. TaskMan: ZTREQ piece and equivalent REQ^%ZTLOAD variable**

| ZTREQ Piece | Equivalent REQ^%ZTLOAD Variable |
|-------------|---------------------------------|
| 1           | ZTDTH                           |
| 2           | ZTIO                            |
| 3           | ZTDESC                          |
| 4^5         | ZTRTN                           |

All of these ^-pieces in ZTREQ are optional; only set the pieces that affect parameters you want to change. However, that in the case of leaving piece 2 NULL, the task uses the same device that your task initially requested, which is not necessarily the device that it actually got. If the system manager uses hunt groups, your task can use a task other than the one it requested. To reschedule the task to run on the device your task currently has, you *must* build up the ZTIO value using your IO variables.

- To edit the task without actually rescheduling it:

Set ^-piece 1 to "@", and set the other pieces to the values you want. This is equivalent to setting ZTDTH="@", as described in the REQ^%ZTLOAD API below. Remember, however, to include at least one caret ("^") in ZTREQ to do this, since if ZTREQ="@ the task will be deleted.

Remember that ZTREQ is not an input parameter that you pass to the submanager; it is an output parameter from your task. The submanager does its best to honor your request, but if the request is impossible, then there is no way for you to find out. For example, if you specify that the submanager should requeue your task, then it attempts to do so; if it finds that your task has been deleted, there is no way for the submanager to let you know. When the submanager cannot honor your request, it ignores it.

#### 24.1.2.1.6 Calling ^%ZTLOAD within a Task

Tasks can use all of the standard TaskMan API calls. There is no reason a task should not itself call the TaskMan API to do requeuing, deletion, or any of the other standard calls. The only way such calls are special is that they have many of the variables they need to pass already defined for them by the submanager.

You should be careful to avoid interference from these pre-defined variables; sometimes the submanager passes you the value you will need for the API call, but sometimes you will need a different one. For example, from within a task that has an IO device, to call ^%ZTLOAD to queue a task without an IO device, you should set ZTIO (to ""), because the input variable passed in by the submanager may still be defined. With a little care, these kinds of problems can easily be anticipated and prevented.

#### 24.1.2.1.7 Calling the Device Handler (^%ZIS) within a Task

The main Device Handler API (^%ZIS) by itself is not designed to open more than one I/O device beyond the already-open home device. Within a task, you are free to open one additional device (beyond the home device) using ^%ZIS. If you need to open more than one device concurrently within a task, however, you should use Kernel's multiple device APIs (OPEN^%ZISUTL, USE^%ZISUTL, and CLOSE^%ZISUTL).

#### 24.1.2.1.8 Long Running Tasks—Writing Two-step Tasks

A situation you should always consider is how to deal with jobs that will take a long time to gather data and then print a report of that data. If you write this as a *single* job that *both* gathers and prints data, any requested IO device that will eventually be used to print that data will sit idle for a long period of time. Thus, the IO device is unused and unavailable to any other tasks during that entire period of time it takes to gather the data for your report.

If you write the task to start without a device, and to call the ^%ZIS: Standard Device Call API to open the device when the report is ready, two different problems occur:

1. First, if the device is heavily used by tasks, then this task may never get a chance to open the device; TaskMan will keep it busy with other tasks.
2. Second, if the task does manage somehow to grab the device away from TaskMan, it interferes with the fair distribution of resources, potentially running ahead of other tasks that have been waiting longer.

One way around this problem is to queue the task to a spool device. Spool devices are always available, which solves the problem of tying up a device. However, some system managers discourage use of spoolers, because of the possibility for disk crashes resulting from users who send excessively large reports to the spooler.



Therefore, the best solution to this problem involves splitting the job into two separate tasks:

1. Gather—The first task runs without a device, gathers and generates the report data in the ^XTMP global, and schedules the second task (Print).
2. Print—The second task runs with the IO device and prints the report data generated by the first task (Gather).

In order to perform these two separate but associated tasks, Kernel provides the following APIs:

- \$\$QQ^XUTMDEVQ(): Double Queue—Direct Queuing in a Single Call—This API creates the Gather and the Print tasks. The gather task is scheduled to run, while the print task is not scheduled.
- \$\$REQQ^XUTMDEVQ(): Schedule Second Part of a Task—At the end of the Gather task, it invokes the \$\$REQQ^XUTMDEVQ API to schedule the Print task.

#### 24.1.2.1.9 Long Running Tasks—Using ^%ZIS

As an alternative to splitting the job into two separate tasks an interactive call can be made to ^%ZIS to allow the user to select the output device without opening it. The gather data portion of the job can then proceed without tying up the output device. When the job is ready to print it can open the output device using the variables that were saved when the ^%ZIS device selection call was made.

To allow for selection of the output device without actually opening it make sure the ^%ZIS input variable %ZIS contains "N".

Some of the variables returned by the device selection call to ^%ZIS need to be saved for use when the device open call is made. These include:

- IO
- IO("DOC"),
- IOM
- ION
- IOSL

If IO("Q") is 1 queuing has been selected and your code should handle that and take care of the queuing.

The following code excerpt shows the basic structure for allowing the user to select whether a job is queued or not and the output device to use.

**Figure 72. Sample code allowing users to select whether a job is queued or not and the output device to use**

```

N POP,%ZIS
S %ZIS="NQ"
W !
D ^%ZIS
I POP G EXIT
I ION=("HOST FILE SERVER")!(ION="P-MESSAGE-HFS") S SAVEHFIO=IO
S SAVEIOP=ION_"_"_$_G(IOST)_";"_"_$_G(IO("DOC"))_"_"_$_G(IOM)_";"_"_$_G(IOSL)
;
I IO("Q") D Q
.;Queue the report.
.;If ZTIO is not explicitly set to null then %ZTLOAD will open
.;the device.
. S ZTIO=""
.
.
. D ^%ZTLOAD
.
.
I 'IO("Q") D Q
.;Run the report.
.
.

```

When it is time to print, the output device can be opened using the variables that were saved.

**Figure 73. Sample code printing to a device using saved variables**

```

N IOP,POP,VDUZ,XMDUZ,XMQUIET,XMSUB,XMY,%ZIS
;Check for output to p-message. TaskMan will automatically copy
;^TMP("XM-MESS",$J) to the tasked job.
I $D(^TMP("XM-MESS",$J)) D
. S XMQUIET=1
. S XMDUZ=$_G(^TMP("XM-MESS",$J,"XMAPHOST","XMINSTR","FROM"))
. I XMDUZ="" S XMDUZ=^TMP("XM-MESS",$J,"XMAPHOST","XMDUZ")
. S XMSUB=^TMP("XM-MESS",$J,"XMAPHOST","XMSUB")
. S VDUZ=""
. F S VDUZ=$_O(^TMP("XM-MESS",$J,"XMY",VDUZ)) Q:VDUZ="" S XMY(VDUZ)="
. I $D(XMY(DUZ)), $D(^TMP("XM-MESS",$J,"XMAPHOST","XMINSTR","SELF BSKT"))
) S XMY(DUZ,0)=^TMP("XM-MESS",$J,"XMAPHOST","XMINSTR","SELF BSKT")
S IOP=SAVEIOP
I $D(SAVEHFIO) S %ZIS("HFSNAME")=SAVEHFIO
D ^%ZIS
I POP G EXIT
U IO

```

If p-message was selected then ^TMP("XM-MESS",\$J) will be defined and will contain all the information required to deliver the message. Setting XMQUIET=1 stops interactive processing by

MailMan. XMDUZ is the sender and XMSUB is the subject. The VDUZ loop is the list of people to which the user has chosen to send the message. Finally, the check for "SELF BSKT" is to determine if the user has selected a particular basket to which the message is to be delivered.

#### 24.1.2.1.10 Using SYNC FLAGS to Control Sequences of Tasks

You can use SYNC FLAGS together with resource type devices when queuing through `^%ZTLOAD`, as a mechanism to ensure sequential processing of a series of tasks. The mechanism also ensures that subsequent tasks in the series will not run if a previous task errors out or completes unsuccessfully.

A SYNC FLAG is a unique, arbitrary FREE TEXT name you use as an identifying flag. You use SYNC FLAGS in conjunction with resource devices; when paired with a particular resource device, the pairing is called a SYNC FLAG pair.

The SYNC FLAG pair ties all tasks that have requested the same SYNC FLAG and the same resource together. If a task in a group of tasks is running, all other tasks queued with the same SYNC FLAG pair have to wait until the running task has completed. If one task in the series does not finish successfully, then all other tasks using the same SYNC FLAG pair will wait.

To build a series of tasks, you need to choose a resource device and queue the entire series of tasks in the same order that they should run, through `^%ZTLOAD`. Use the `ZTIO` variable to queue all tasks in the series to the same resource device. Use the `ZTSYNC` parameter to use the same SYNC FLAG for each task in the series. TaskMan then runs the series of tasks in the same order that they were queued.

The SYNC FLAG pair uniquely identifies one group of tasks using one resource device. TaskMan builds a SYNC FLAG pair by concatenating the requested resource (from the `^%ZTLOAD ZTIO` input variable) with the name of the SYNC FLAG (from the `^%ZTLOAD ZTSYNC` input variable).

In any given task in the series of tasks, you indicate that the task completed successfully by KILLing the `ZTSTAT` variable or setting it to 0. Otherwise, no subsequent tasks will be able to run.

The following describes how using SYNC FLAG pairs ensures sequential processing of a series of tasks:

1. When a task is queued through `^%ZTLOAD`, if the `ZTSYNC` is defined, then the SYNC FLAG defined by `ZTSYNC` is saved with that task.
2. When TaskMan is ready to start the task, after it is able to allocate the resource device to which it was queued, it checks whether the SYNC FLAG pair (`Resource_SYNC FLAG`) exists in the TASK SYNC FLAG file (#14.8).
3. If the SYNC FLAG pair does not exist in the TASK SYNC FLAG file (#14.8), TaskMan creates an entry for the SYNC FLAG pair in the TASK SYNC FLAG file (#14.8) and starts the task.

If, on the other hand, the SYNC FLAG pair already exists in the TASK SYNC FLAG file (#14.8), then any task requiring the same SYNC FLAG has to wait until the corresponding entry in the TASK SYNC FLAG file (#14.8) is deleted.

4. If the task was able to start, the variable ZTSTAT is set to "1" in the running task.

To indicate success (e.g., that the series of tasks should continue), you *must* KILL ZTSTAT or set it to zero. In this case, when your task completes, the SYNC FLAG pair for that task will be cleared.

To indicate failure (e.g., that the series of tasks should not continue) leave ZTSTAT set to 1.

5. When the task completes, TaskMan checks to see the value of ZTSTAT. If ZTSTAT is set to zero (0) or not defined, TaskMan deletes the SYNC FLAG pair entry in the TASK SYNC FLAG file (#14.8). This allows any future tasks in the series to run.

If, on the other hand, ZTSTAT is left with a positive value, the task is assumed to have had some kind of error. In this case, the value of ZTSTAT is saved in the STATUS field of the SYNC FLAG pair entry, and the entry in the TASK SYNC FLAG file (#14.8) is not deleted. Subsequent jobs in the series are prevented from running.

If the task errors out, the SYNC FLAG pair entry is also left in the TASK SYNC FLAG file (#14.8), preventing subsequent jobs in the series from running. TaskMan puts a message in the STATUS field, saying that the task stopped due to an error.

## 24.2 Direct Mode Utilities

You can use TaskMan's direct mode utilities from both the Manager and Production UCIs. Developers *cannot* call them from applications, however.

### 24.2.1 >D ^ZTMB: Start TaskMan

This utility can be used to start TaskMan for the first time since system startup. As part of this startup, any tasks scheduled to begin at system startup are fired off.

### 24.2.2 >D RESTART^ZTMB: Restart TaskMan

This utility restarts TaskMan. RESTART^ZTMB, unlike ^ZTMB, does not fire off the startup tasks and should be used whenever the startup tasks have already been initiated. The Restart TaskMan option uses this entry point.

### 24.2.3 >D ^ZTMCHK: Check TaskMan's Environment

This utility provides the same functionality as the Check Taskman's Environment option but from Programmer mode.

### **24.2.4 >D RUN^ZTMKU: Remove Taskman from WAIT State Option**

This utility provides the same functionality as the Remove Taskman from WAIT State option but from Programmer mode.

### **24.2.5 >D STOP^ZTMKU: Stop Task Manager Option**

This utility provides the same functionality as the Stop Task Manager option but from Programmer mode.

### **24.2.6 >D WAIT^ZTMKU: Place Taskman in a WAIT State Option**

This utility provides the same functionality as the Place Taskman in a WAIT State option, but from Programmer mode.

### **24.2.7 >D ^ZTMON: Monitor TaskMan Option**

This utility provides the same functionality as the Monitor Taskman option, but from Programmer mode.

## **24.3 Application Program Interface (API)**

Several APIs are available for developers to work with TaskMan. These APIs are described below.

### 24.3.1 TOUCH^XUSCLEAN: Notify Kernel of Tasks that Run 7 Days or Longer

|                         |                                                                                                                                                                                                                                                                                                                                                                                                                                                                                                                                                                                                                                                                                                                                                                |
|-------------------------|----------------------------------------------------------------------------------------------------------------------------------------------------------------------------------------------------------------------------------------------------------------------------------------------------------------------------------------------------------------------------------------------------------------------------------------------------------------------------------------------------------------------------------------------------------------------------------------------------------------------------------------------------------------------------------------------------------------------------------------------------------------|
| <b>Reference Type</b>   | Supported                                                                                                                                                                                                                                                                                                                                                                                                                                                                                                                                                                                                                                                                                                                                                      |
| <b>Category</b>         | TaskMan                                                                                                                                                                                                                                                                                                                                                                                                                                                                                                                                                                                                                                                                                                                                                        |
| <b>IA #</b>             | 10052                                                                                                                                                                                                                                                                                                                                                                                                                                                                                                                                                                                                                                                                                                                                                          |
| <b>Description</b>      | <p>This API notifies Kernel of any tasks that run 7 days or longer. If a task appears to have been running longer than 7 days, Kernel assumes that it really is not running anymore and KILLS off its temp global and user stack.</p> <p>If your task legitimately runs more than 7 days, your task should call the TOUCH^XUSCLEAN API once a day to notify Kernel. This API sets ^XUTL("XQ",\$J,"KEEPALIVE")=\$H.</p> <p>If Kernel sees this node, and \$H is less than 7 days ago, Kernel will leave your task alone, unless it determines that your task is really dead. If \$H is more than 7 days ago, Kernel will assume your task is dead and KILL the temp global and user stack for that task.</p> <p>There are no inputs or outputs to this API.</p> |
| <b>Format</b>           | TOUCH^XUSCLEAN                                                                                                                                                                                                                                                                                                                                                                                                                                                                                                                                                                                                                                                                                                                                                 |
| <b>Input Parameters</b> | none                                                                                                                                                                                                                                                                                                                                                                                                                                                                                                                                                                                                                                                                                                                                                           |
| <b>Output</b>           | none                                                                                                                                                                                                                                                                                                                                                                                                                                                                                                                                                                                                                                                                                                                                                           |

### 24.3.2 \$\$DEV^XUTMDEVQ(): Force Queuing—Ask for Device

|                       |                                                                                                                                                                     |
|-----------------------|---------------------------------------------------------------------------------------------------------------------------------------------------------------------|
| <b>Reference Type</b> | Supported                                                                                                                                                           |
| <b>Category</b>       | TaskMan                                                                                                                                                             |
| <b>IA #</b>           | 1519                                                                                                                                                                |
| <b>Description</b>    | (Added with Kernel Patch XU*8.0*275.) This extrinsic function encapsulates the logic to handle direct (FORCED) queuing in a single call and ask users for a device. |
| <b>Format</b>         | <pre> \$\$DEV^XUTMDEVQ(ztrtn[,ztdesc][,%var][,%voth][,%zis][,iop] [,%wr]) </pre>                                                                                    |

|                         |                |                                                                                                                                                                                                                         |
|-------------------------|----------------|-------------------------------------------------------------------------------------------------------------------------------------------------------------------------------------------------------------------------|
| <b>Input Parameters</b> | <b>ztrtn:</b>  | (required) The API that TaskMan will DO to start the task (job). You can specify it as "LABEL^ROUTINE" or "^ROUTINE" or "ROUTINE".                                                                                      |
|                         | <b>ztdesc:</b> | (optional) Task description, up to 200 characters describing the task, with the software application name at the front. Default to name of [tag]^routine.                                                               |
|                         | <b>%var:</b>   | (optional) ZTSAVE values for the task. Single value or passed by reference, this will be used to S ZTSAVE(). It can be a string of variable names separated by ";". Each ;-piece will be used as a subscript in ZTSAVE. |
|                         | <b>%voth:</b>  | (optional) Passed by reference, %voth(sub)=" or explicit value sub—this is any other %ZTLOAD variable besides ZTRTN, ZTDESC, ZTIO, ZTSAVE. For example:<br><br><code>%VOTH( " ZTDTH" ) = \$H</code>                     |
|                         | <b>%zis:</b>   | (optional) Default value "MQ". Passed by reference, standard %zis variable array for calling the Device Handler.                                                                                                        |
|                         | <b>iop:</b>    | (optional) The IOP variable as defined in Kernel's Device Handler.                                                                                                                                                      |
|                         | <b>%wr:</b>    | (optional) If %WR>0 then write text to the screen as to whether or not the queuing was successful.                                                                                                                      |
| <b>Output</b>           | <b>returns</b> | <p>Returns:</p> <ul style="list-style-type: none"> <li>• 0—If run ztrtn without queuing.</li> <li>• -1—If unsuccessful device call or failed the %ZTLOAD call.</li> </ul>                                               |

### Example

This example is a job that consists of gathering information and then printing it. Assume that the gathering takes a few hours. We do not want the device that the user selects to be tied up for that time, so we divide the job into two tasks. The first task gathers the information, and the second task prints it. We use the \$\$DEV^XUTMDEVQ API to select the device and queue up the print task, and the \$\$NODEV^XUTMDEVQ(): Force Queuing—No Device Selection API to schedule the gather task. We use the REQ^%ZTLOAD: Requeue a Task API to schedule the print task when the gather task finishes.



**NOTE:** You could also use the \$\$REQQ^XUTMDEVQ(): Schedule Second Part of a Task API to schedule the print task.

**Figure 74. \$\$DEV^XUTMDEVQ example—Sample code**

```

ARHBQQ ;SFVAMC/GB - Demo of 'gather' and 'print' in 2 tasks ;1/19/06 08:31
; ;1.1
DEV ;
N ARH,ARHZTSK,X
;The user doesn't know it, but he's actually queuing the second task,
;the "print" portion of the job. The only question the user will be
;asked is to select the device.
S ARH("ZTDTH")="@ " ;Don't schedule the task to run, we'll do it later.
;In the following, the "Q" sets IOP=Q, which forces queuing.
S X=$$DEV^XUTMDEVQ("PRINT^ARHBQQ","ARHB Print",,.ARH,,"Q",1)
W !,"X=",X
Q:X<1
N ARH
;Now queue the first task, the "gather" portion of the job. The user
;won't be asked any questions.
S ARHZTSK=X ; Save the ZTSK number of the "print" task.
S ARH("ZTDTH")=$H ; Force the task to start now.
;To ask the user the start time, comment out the above line.
S X=$$NODEV^XUTMDEVQ("GATHER^ARHBQQ","ARHB Gather","ARHZTSK",.ARH,1)
W !,"X=",X
Q

```



### 24.3.3 EN^XUTMDEVQ(): Run a Task (Directly or Queued)

**Reference Type** Supported

**Category** TaskMan

**IA #** 1519

**Description** This API encapsulates the logic to handle both direct printing and queuing in a single call.

EN^XUTMDEVQ calls ^%ZIS to query the user for device selection. The user can choose a device on which to run the job directly or choose to queue the job.

After calling ^%ZIS, EN^XUTMDEVQ looks to see if the queuing was chosen. If so, EN^XUTMDEVQ uses the values from the ztrtn, ztdesc, and ztsave input parameters to queue the job to the chosen device. If the user did not choose to queue, EN^XUTMDEVQ runs the job directly using the ztrtn input parameter. Thus, EN^XUTMDEVQ provides a simple way to facilitate both queuing and running a job directly.

If the IOP variable is defined before calling EN^XUTMDEVQ, it will have the same effect as it does if defined before a ^%ZIS call.

If the ZTPRI or ZTKIL variables are defined before calling EN^XUTMDEVQ, they will have the same effect as they do if defined before an ^%ZTLOAD call. Other ^%ZTLOAD input variables have no effect, however.

You do *not* need to "USE IO" in the routine specified in the ztrtn input parameter; IO will be the current device, whether the job is queued or run directly. Also, you do not need to pass "Q" in the top level of the %ZIS input array; if the top level of the array does not contain "Q", "Q" will be appended to it (to allow queuing).

**Format** EN^XUTMDEVQ(ztrtn,ztdesc,.ztsave[,.%zis][,retztsk])

**Input Parameters**

|          |                                                                                                                                                                                                                                                   |
|----------|---------------------------------------------------------------------------------------------------------------------------------------------------------------------------------------------------------------------------------------------------|
| ztrtn:   | (required) The API that TaskMan will DO to start the task. You can specify it as "LABEL^ROUTINE" or "^ROUTINE" or "ROUTINE".                                                                                                                      |
| ztdesc:  | (required) Task description, up to 200 characters describing the task, with the software application name at the front.                                                                                                                           |
| .ztsave: | (required) Pass by reference. Set up this array in the same format as the ztsave input array is set up for the ^%ZTLOAD TaskMan API. The array you set up in ztsave is passed directly as ztsave to TaskMan if the user chooses to queue the job. |

|               |                       |                                                                                                                                                                                                                                                                                                                                                                                                                                                                                                                             |
|---------------|-----------------------|-----------------------------------------------------------------------------------------------------------------------------------------------------------------------------------------------------------------------------------------------------------------------------------------------------------------------------------------------------------------------------------------------------------------------------------------------------------------------------------------------------------------------------|
|               | <code>.%zis:</code>   | (optional) Pass by reference. String containing input specifications for the Device Handler. Set up the array in the same way as the <code>%ZIS</code> array is set up for the <code>^%ZIS</code> : Standard Device Call API. The array you set up in the <code>%zis</code> input parameter is passed directly as <code>%ZIS</code> to the Device Handler.<br><br>All <code>%zis</code> subscripts from the regular <code>^%zis</code> call ("A", "B", "HFSMODE", etc.) can be passed in the <code>%zis</code> input array. |
|               | <code>retztsk:</code> | (optional) This is the return task number (i.e., <code>ztsk</code> ). Put a number in this parameter, such that <code>\$G(retztsk)</code> , then <code>ztsk</code> will exist as an output variable. Otherwise, <code>ztsk</code> will <i>not</i> exist as an output variable.                                                                                                                                                                                                                                              |
| <b>Output</b> | <code>ztsk:</code>    | If a number is entered in the <code>retztsk</code> input parameter, the task number assigned to a task is returned.                                                                                                                                                                                                                                                                                                                                                                                                         |

**Example****Figure 75. EN^XUTMDEVQ: Sample report**

```

ZZYZOPT ;ISC-SF/doc
 ;;1.0;;
EN ;
 N ZZEN K X,DIC S DIC=9.6,DIC(0)="AEMO" D ^DIC
 Q:+Y'>0 S ZZEN=+Y
 ;
 K ZTSAVE S ZTSAVE("ZZEN")=""
 D EN^XUTMDEVQ("P^ZZYZOPT","Print from BUILD File",.ZTSAVE)
 Q
P ;
 ; code for printout
 ;
 W !,"Here goes the body of the report!"
 W !,"ZZEN = ",ZZEN
 Q

```

## 24.3.4 \$\$NODEV^XUTMDEVQ(): Force Queuing—No Device Selection

|                         |                                                                                                                                                                                                                                                                                                                                                                                                                                                                                                                                                                                                                                                                                                                                                                                                                                                                                                                                     |
|-------------------------|-------------------------------------------------------------------------------------------------------------------------------------------------------------------------------------------------------------------------------------------------------------------------------------------------------------------------------------------------------------------------------------------------------------------------------------------------------------------------------------------------------------------------------------------------------------------------------------------------------------------------------------------------------------------------------------------------------------------------------------------------------------------------------------------------------------------------------------------------------------------------------------------------------------------------------------|
| <b>Reference Type</b>   | Supported                                                                                                                                                                                                                                                                                                                                                                                                                                                                                                                                                                                                                                                                                                                                                                                                                                                                                                                           |
| <b>Category</b>         | TaskMan                                                                                                                                                                                                                                                                                                                                                                                                                                                                                                                                                                                                                                                                                                                                                                                                                                                                                                                             |
| <b>IA #</b>             | 1519                                                                                                                                                                                                                                                                                                                                                                                                                                                                                                                                                                                                                                                                                                                                                                                                                                                                                                                                |
| <b>Description</b>      | (Added with Kernel Patch XU*8.0*275.) This extrinsic function encapsulates the logic to handle direct (FORCED) queuing in a single call and does <i>not</i> ask users for a device.                                                                                                                                                                                                                                                                                                                                                                                                                                                                                                                                                                                                                                                                                                                                                 |
| <b>Format</b>           | <code>\$\$NODEV^XUTMDEVQ(ztrtn[ , ztdesc][ , %var][ , %voth][ , %wr ])</code>                                                                                                                                                                                                                                                                                                                                                                                                                                                                                                                                                                                                                                                                                                                                                                                                                                                       |
| <b>Input Parameters</b> | <p><b>ztrtn:</b> (required) The API that TaskMan will DO to start the task (job). You can specify it as "LABEL^ROUTINE" or "^ROUTINE" or "ROUTINE".</p> <p><b>ztdesc:</b> (optional) Task description, up to 200 characters describing the task, with the software application name at the front. Default to name of [tag]^routine.</p> <p><b>% var:</b> (optional) ZTSAVE values for the task. Single value or passed by reference, this will be used to S ZTSAVE(). It can be a string of variable names separated by ";". Each ;-piece will be used as a subscript in ZTSAVE.</p> <p><b>%voth:</b> (optional) Passed by reference, %voth(sub)=" or explicit value sub—this is any other %ZTLOAD variable besides ZTRTN, ZTDESC, ZTIO, ZTSAVE. For example:<br/> <code>%VOTH( " ZTDTH " )=\$H</code></p> <p><b>%wr:</b> (optional) If %WR&gt;0 then write text to the screen as to whether or not the queuing was successful.</p> |
| <b>Output</b>           | <p><b>returns</b> Returns:</p> <ul style="list-style-type: none"> <li>• &gt; 0—Successful; Task # (number of the job).</li> <li>• -1—Unsuccessful; If failed, the %ZTLOAD call.</li> </ul>                                                                                                                                                                                                                                                                                                                                                                                                                                                                                                                                                                                                                                                                                                                                          |

## Example

This example is a job that consists of gathering information and then printing it. Assume that the gathering takes a few hours. We do not want the device that the user selects to be tied up for that time, so we divide the job into two tasks. The first task gathers the information, and the second task prints it. We use the `$$DEV^XUTMDEVQ()`: Force Queuing—Ask for Device API to select the device and queue up the print task, and the `$$NODEV^XUTMDEVQ` API to schedule the gather task. We use the `REQ^%ZTLOAD`: Requeue a Task API to schedule the print task when the gather task finishes.



**NOTE:** You could also use the `$$REQQ^XUTMDEVQ()`: Schedule Second Part of a Task API to schedule the print task.

**Figure 76. \$\$NODEV^XUTMDEVQ example—Sample code**

```
ARHBQQ ;SFVAMC/GB - Demo of 'gather' and 'print' in 2 tasks ;1/19/06 08:31
; ;1.1
DEV ;
N ARH,ARHZTSK,X
;The user doesn't know it, but he's actually queuing the second task,
;the "print" portion of the job. The only question the user will be
;asked is to select the device.
S ARH("ZTDTH")="@ " ;Don't schedule the task to run, we'll do it later.
;In the following, the "Q" sets IOP=Q, which forces queuing.
S X=$$DEV^XUTMDEVQ("PRINT^ARHBQQ","ARHB Print",,.ARH,"Q",1)
W !,"X=",X
Q:X<1
N ARH
;Now queue the first task, the "gather" portion of the job. The user
;won't be asked any questions.
S ARHZTSK=X ; Save the ZTSK number of the "print" task.
S ARH("ZTDTH")=$H ; Force the task to start now.
;To ask the user the start time, comment out the above line.
S X=$$NODEV^XUTMDEVQ("GATHER^ARHBQQ","ARHB Gather","ARHZTSK",.ARH,1)
W !,"X=",X
Q
```

### 24.3.5 \$\$QQ^XUTMDEVQ(): Double Queue—Direct Queuing in a Single Call

**Reference Type** Supported

**Category** TaskMan

**IA #** 1519

**Description** (Added with Kernel Patches XU\*8.0\*275 and updated with Kernel Patch XU\*8.0\*389.) This extrinsic function encapsulates the logic to handle direct queuing in a single call. This extrinsic function does a double queuing:

- Queue up the second task to a device, but do *not* schedule the task in TaskMan.
- Queue up the first task to ZTIO="" and schedule it.

If it will take a long time to gather and print data, users should split the job into two tasks:

1. Gather Data—The first task gathers the data.
2. Print Data—The second task prints the data.

Separating the data-gathering task from the data print task helps avoid unnecessarily tying up a printer while large amounts of data are gathered.

The task number of the second task (i.e., print data) is added to the saved variables with the name XUTMQQ. This makes it easier to schedule the second task when the first task (i.e., gather data) has finished.

To schedule the second task to run at the end of the first task, you *must* call the \$\$REQQ^XUTMDEVQ(): Schedule Second Part of a Task API.

**Format** `$$QQ^XUTMDEVQ(%rtn[,%desc][,%var1][,%voth1][,%zis][,%iop][,%wr],%rtn2[,%desc2][,%var2][,%voth2])`

**Input Parameters**

**%rtn:** (required) First task that TaskMan will run, usually a search and build sorted data type process (i.e., gather data). The API that TaskMan will DO to start the task. You can specify it as "LABEL^ROUTINE" or "^ROUTINE" or "ROUTINE". [tag]^routine that TaskMan will run.

**%desc:** (optional) First task description, up to 200 characters describing the task, with the software application name at the front. Defaults to name of [tag]^routine.

**%var1:** (optional) ZTSAVE values for the first task. Single value or passed by reference, this will be used to SET ZTSAVE(). It can be a string of variable names separated by ";". Each ;-piece will be used as a subscript in ZTSAVE.

`%voth1:` (optional) First task other parameter. Passed by reference, `%voth(sub)=""` or explicit value `sub`—this is any other `%ZTLOAD` variable besides `ZTRTN`, `ZTDESC`, `ZTIO`, `ZTSAVE`. For example:

```
‡VOTH("ZTDTH") = $H
```

`%zis:` (optional) Default value "MQ". Passed by reference, standard `%ZIS` variable array for calling the Device Handler. Except for one difference, the second task of the job will be tasked to this device call.

Exception:

- IF `$D(%ZIS)=0` then default value is "MQ" and call the Device Handler.
- IF `$D(%ZIS)=1,%ZIS=""` then queue the second task also with `ZTIO=""` (i.e., do not do the Device Handler call).

`iop:` (optional) The IOP variable as defined in Kernel's Device Handler. Default value "Q"—if IOP is passed and IOP does not start with "Q," then "Q;" will be added.

`%wr:` (optional) If `%WR>0` then write text to the screen as to whether or not the queuing was successful.

`%rtn2:` (required) Second task that TaskMan will run, usually a print process (i.e., print data). The API that TaskMan will DO to start the task. You can specify it as "LABEL^ROUTINE" or "^ROUTINE" or "ROUTINE".

`%desc2:` (optional) Second task description, up to 200 characters describing the task, with the software application name at the front. Default to name of `[tag]^routine`.

`%var2:` (optional) `ZTSAVE` values for the second task. Single value or passed by reference, this will be used to `S ZTSAVE()`. It can be a string of variable names separated by ";". Each `;`-piece will be used as a subscript in `ZTSAVE`.

- If `%var1` is *not* passed and `$D(%VAR)`, then also send `%VAR` data to the second task.
- If `$D(%VAR1)`, then do *not* send `%VAR` data to the second task.

`%voth2:` (optional) Second task other parameter, usually not needed. Passed by reference, `%voth(sub)=""` or explicit value `sub`—this is any other `%ZTLOAD` variable besides `ZTRTN`, `ZTDESC`, `ZTIO`, `ZTSAVE`. For example:

```
%VOTH("ZTDTH")=$H
```



**NOTE:** If `%voth1("ZTDTH")` is passed, it will be ignored as it is necessary to `S ZTDTH="@"` for the second task—this creates the task but does not schedule it.

## Output

`ztsk1^ztsk2:`

Returns:

- `ztsk1^ztsk2`—If successfully queued:
  - `ztsk1` = `ZTSK` value of first task.
  - `ztsk2` = `ZTSK` value of second task.
- `-1`—If unsuccessful device call or failed `%ZTLOAD` call.

**Example**

This example is a job that consists of gathering information and then printing it. Assume that the gathering takes a few hours. We do not want the device that the user selects to be tied up for that time, so we divide the job into two tasks. The first task gathers the information, and the second task prints it. We use the \$\$QQ^XUTMDEVQ API to select the device, schedule the gather task, and queue the print task. We use the \$\$REQQ^XUTMDEVQ(): Schedule Second Part of a Task API to schedule the print task when the gather task finishes.



**NOTE:** This is the easiest way to divide a job into two tasks.

**Figure 77. \$\$QQ^XUTMDEVQ example—Sample code**

```

ARHBQQ ;SFVAMC/GB - Demo of 'gather' and 'print' in 2 tasks ;1/19/06 08:31
; ;1.1
QQ
;
N X
S X=$$QQ^XUTMDEVQ("GATHERQ^ARHBQQ","ARHB
Gather",,,,,1,"PRINTQ^ARHBQQ","ARHB Print")
W !,"X=",X
Q
GATHERQ
;
N ARHJ,X
S ZTREQ="@ "
S ARHJ="ARHB-QQ"_"-"_"$J_"-"_"$H ; namespace + unique ID
K ^XTMP(ARHJ) ; Use ^XTMP to pass a lot of data between tasks.
S ^XTMP(ARHJ,0)=$$FMADD^XLFD(T,1)_U_DT ; Save-thru and create dates.
S ^XTMP(ARHJ)="HI MOM!" ; Pretend this is a lot of data!
; XUTMQQ holds the ZTSK of the print task
S X=$$REQQ^XUTMDEVQ(XUTMQQ,$H,"ARHJ") ; Schedule print task to start
Q
PRINTQ
;
S ZTREQ="@ "
;U IO ; Don't need this if invoked using a ^XUTMDEVQ API.
W !,"The secret message is: '",$G(^XTMP(ARHJ)),'"
K ^XTMP(ARHJ)
Q

```



## 24.3.6 \$\$REQQ^XUTMDEVQ(): Schedule Second Part of a Task

**Reference Type** Supported

**Category** TaskMan

**IA #** 1519

**Description** (Added with Kernel Patch XU\*8.0\*389.) This extrinsic function schedules the second task (i.e., print data) from the \$\$QQ^XUTMDEVQ(): Double Queue—Direct Queuing in a Single Call API.

If it will take a long time to gather and print data, users should split the job into two tasks:

1. Gather Data—The first task gathers the data.
2. Print Data—The second task prints the data.

Separating the data-gathering task from the data print task helps avoid unnecessarily tying up a printer while large amounts of data are gathered.

This API makes sure that only the scheduled time and any variables in %VAR are passed to the REQ^%ZTLOAD: Requeue a Task.

**Format** \$\$REQQ^XUTMDEVQ(xutsk, xudth[, [.]%var])

**Input Parameters** xutsk: (required) This input parameter is the TaskMan task to schedule the second task from the \$\$QQ^XUTMDEVQ(): Double Queue—Direct Queuing in a Single Call API and should be in the XUTMQQ variable.

xudth: (required) This input parameter is the new scheduled run time.

[.]%var: (optional) This input parameter is converted to the ZTSAVE variable; it is the same as the %var input parameter for the \$\$DEV^XUTMDEVQ(): Force Queuing—Ask for Device API.

**Output** returns: Returns:

- 1—Successful
- 0—Unsuccessful

**Example**

This example is a job that consists of gathering information and then printing it. Assume that the gathering takes a few hours. We do not want the device that the user selects to be tied up for that time, so we divide the job into two tasks. The first task gathers the information, and the second task prints it. We use the \$\$QQ^XUTMDEVQ(): Double Queue—Direct Queuing in a Single Call API to select the device, schedule the gather task, and queue the print task. We use the \$\$REQQ^XUTMDEVQ API to schedule the print task when the gather task finishes.



**NOTE:** This is the easiest way to divide a job into two tasks.

**Figure 78. \$\$REQQ^XUTMDEVQ example—Sample code**

```

ARHBQQ ;SFVAMC/GB - Demo of 'gather' and 'print' in 2 tasks ;1/19/06 08:31
; ;1.1
QQ
;
N X
S X=$$QQ^XUTMDEVQ("GATHERQ^ARHBQQ","ARHB
Gather",,,,,1,"PRINTQ^ARHBQQ","ARHB Print")
W !,"X=",X
Q
GATHERQ
;
N ARHJ,X
S ZTREQ="@ "
S ARHJ="ARHB-QQ"_"-"_"$J_"-"_"$H ; namespace + unique ID
K ^XTMP(ARHJ) ; Use ^XTMP to pass a lot of data between tasks.
S ^XTMP(ARHJ,0)=$$FMADD^XLFD(T,1)_U_DT ; Save-thru and create dates.
S ^XTMP(ARHJ)="HI MOM!" ; Pretend this is a lot of data!
; XUTMQQ holds the ZTSK of the print task
S X=$$REQQ^XUTMDEVQ(XUTMQQ,$H,"ARHJ") ; Schedule print task to start
Q
PRINTQ
;
S ZTREQ="@ "
;U IO ; Don't need this if invoked using a ^XUTMDEVQ API.
W !,"The secret message is: ',',$G(^XTMP(ARHJ)),'"
K ^XTMP(ARHJ)
Q

```

### 24.3.7 DISP^XUTMOPT(): Display Option Schedule

|                       |                                                         |
|-----------------------|---------------------------------------------------------|
| <b>Reference Type</b> | Supported                                               |
| <b>Category</b>       | TaskMan                                                 |
| <b>IA #</b>           | 1472                                                    |
| <b>Description</b>    | This API is used to display the schedule for an option. |
| <b>Format</b>         | DISP^XUTMOPT(option_name)                               |

|                         |                           |                                                                                                                 |
|-------------------------|---------------------------|-----------------------------------------------------------------------------------------------------------------|
| <b>Input Parameters</b> | <code>option_name:</code> | (required) The name of the option from the OPTION file (#19) for which the TaskMan schedule is to be displayed. |
| <b>Output</b>           | <code>returns:</code>     | Returns the TaskMan option schedule.                                                                            |

**Example**

```
>D DISP^XUTMOPT(option_name)
```

**24.3.8 EDIT^XUTMOPT(): Edit an Option's Scheduling**

|                         |                                                                                                                                          |
|-------------------------|------------------------------------------------------------------------------------------------------------------------------------------|
| <b>Reference Type</b>   | Supported                                                                                                                                |
| <b>Category</b>         | TaskMan                                                                                                                                  |
| <b>IA #</b>             | 1472                                                                                                                                     |
| <b>Description</b>      | This API allows users to edit an option's scheduling in the OPTION SCHEDULING file (#19.2).                                              |
| <b>Format</b>           | EDIT^XUTMOPT(option_name)                                                                                                                |
| <b>Input Parameters</b> | <code>option_name:</code> (required) The name of the option from the OPTION file (#19) whose schedule the user is to be allowed to edit. |
| <b>Output</b>           | <code>returns:</code> Returns the requested option in order to edit the schedule.                                                        |

**24.3.9 OPTSTAT^XUTMOPT(): Obtain Option Schedule**

|                         |                                                                                                                                              |
|-------------------------|----------------------------------------------------------------------------------------------------------------------------------------------|
| <b>Reference Type</b>   | Supported                                                                                                                                    |
| <b>Category</b>         | TaskMan                                                                                                                                      |
| <b>IA #</b>             | 1472                                                                                                                                         |
| <b>Description</b>      | This API allows an application to find out when an option is scheduled and get other data.                                                   |
| <b>Format</b>           | OPTSTAT^XUTMOPT(option_name, .root)                                                                                                          |
| <b>Input Parameters</b> | <code>option_name:</code> (required) The name of the option from the OPTION file (#19) upon which to return data.                            |
|                         | <code>.root:</code> (required) This variable is passed by reference. This is an array because the same task can be scheduled more than once. |

**Output Parameters** .root: Returns an array of data about the option in question.

### Example

```
>D OPTSTAT^XUTMOPT("OPTION_NAME", .ROOT)
```

Returns an array of data in ROOT (pass by ref) in the form:

```
ROOT=count ROOT(1)=task number^scheduled time^reschedule freq^special queuing flag
```

## 24.3.10 RESCH^XUTMOPT(): Set Up Option Schedule

|                          |                                                                                                                                                                                                                                                                                                                                                                                                                                                                                         |
|--------------------------|-----------------------------------------------------------------------------------------------------------------------------------------------------------------------------------------------------------------------------------------------------------------------------------------------------------------------------------------------------------------------------------------------------------------------------------------------------------------------------------------|
| <b>Reference Type</b>    | Supported                                                                                                                                                                                                                                                                                                                                                                                                                                                                               |
| <b>Category</b>          | TaskMan                                                                                                                                                                                                                                                                                                                                                                                                                                                                                 |
| <b>IA #</b>              | 1472                                                                                                                                                                                                                                                                                                                                                                                                                                                                                    |
| <b>Description</b>       | This API allows an application to set up the schedule for an option.                                                                                                                                                                                                                                                                                                                                                                                                                    |
| <b>Format</b>            | RESCH^XUTMOPT(option_name[,when_to_run][,device_to_use]<br>[,reschedule_freq][,flags][,.error_array])                                                                                                                                                                                                                                                                                                                                                                                   |
| <b>Input Parameters</b>  | <p>option_name: (required) The name of the option from the OPTION file (#19) to be rescheduled.</p> <p>when_to_run: (optional) The new scheduled time for the option to run.</p> <p>device_to_use: (optional) The device to use for the rescheduled option.</p> <p>reschedule_freq: (optional) The frequency to run the rescheduled option.</p> <p>flags: (optional) If the flag is set to an "L" LAYGO a new entry if needed.</p> <p>.error_array: (optional) Passed by reference.</p> |
| <b>Output Parameters</b> | .error_array: (optional) This will be set to -1 if the option was not found.                                                                                                                                                                                                                                                                                                                                                                                                            |

### 24.3.11 EN^XUTMTP(): Display HL7 Task Information

|                         |                                                                                                                                                                                                                                                                                                         |
|-------------------------|---------------------------------------------------------------------------------------------------------------------------------------------------------------------------------------------------------------------------------------------------------------------------------------------------------|
| <b>Reference Type</b>   | Controlled Subscription                                                                                                                                                                                                                                                                                 |
| <b>Category</b>         | TaskMan                                                                                                                                                                                                                                                                                                 |
| <b>IA #</b>             | 3521                                                                                                                                                                                                                                                                                                    |
| <b>Description</b>      | This API is called to display the Health Level Seven (HL7)-related task information. First, the currently running tasks are examined in the SCHEDULE file. For each task found, examine the ROUTINE field. If the ROUTINE field contains "HL", it is a Health Level Seven-related task.                 |
| <b>Format</b>           | EN^XUTMTP(task[,ztenv,ztkey,ztname,ztflag,xutmuci])                                                                                                                                                                                                                                                     |
| <b>Input Parameters</b> | <p>task: (required) TaskMan's task ID.</p> <p>ztenv: (optional) Set = 1.</p> <p>ztkey: (optional) Set = 0.</p> <p>ztname: (optional) Set = ,User name.</p> <p>ztflag: (optional) Set = 1.</p> <p>xutmuci: (optional) X ^%ZOSF("UCI") S XUTMUCI=Y</p>                                                    |
| <b>Output</b>           | <p>returns: Returns the HL7-related task information. The following is an example of the information displayed by this API:</p> <pre> 261181: EN^HLCSLM, HL7 Link Manager. No device. DEV,MOU. From 12/31/2001 at 14:17, By XUUSER,THIRTY. Started running 12/31/2001 at 14:17. Job #: 562039155 </pre> |

### 24.3.12 ^%ZTLOAD: Queue a Task

^%ZTLOAD is the main API used to create and schedule tasks (commonly referred to as "queuing"). Queuing tells TaskMan to use a background partition to DO a certain API at a certain time, with certain other conditions established as described by the input variables.

|                       |                                                                                                                                                                                                                                                                               |
|-----------------------|-------------------------------------------------------------------------------------------------------------------------------------------------------------------------------------------------------------------------------------------------------------------------------|
| <b>Reference Type</b> | Supported                                                                                                                                                                                                                                                                     |
| <b>Category</b>       | TaskMan                                                                                                                                                                                                                                                                       |
| <b>IA #</b>           | 10063                                                                                                                                                                                                                                                                         |
| <b>Description</b>    | This API, as used in code, behaves consistently so most queuers strongly resemble one another. The queuer can be written so that it is either interactive with the user or so that it is <i>not</i> interactive. The standard variations on this structure deserve attention. |
| <b>Format</b>         | ^%ZTLOAD                                                                                                                                                                                                                                                                      |

Make sure to perform the following steps before calling this API:

- NEW all non-namespaced variables.
- Set all input variables.
- Call the API.

|                        |         |                                                                                                                                                                                                                                                                                                                                                                                                                                         |
|------------------------|---------|-----------------------------------------------------------------------------------------------------------------------------------------------------------------------------------------------------------------------------------------------------------------------------------------------------------------------------------------------------------------------------------------------------------------------------------------|
| <b>Input Variables</b> | ZTRTN:  | (required) The API that TaskMan will DO to start the task. You can specify it as "LABEL^ROUTINE" or "^ROUTINE" or "ROUTINE". If it is not passed, the original API is used.                                                                                                                                                                                                                                                             |
|                        | ZTDESC: | (required) Task description, up to 200 characters describing the task, with the software application name at the front. While not required, use of this variable is recommended.                                                                                                                                                                                                                                                        |
|                        | ZTDTH:  | (optional) Start Time when TaskMan should start the task. It <i>must</i> be a date and time in VA FileMan or \$HOROLOG format. Setting it to "@" will cause the task to be created but not scheduled. If ZTDTH is not set, ^%ZTLOAD asks the user for the start time.                                                                                                                                                                   |
|                        | ZTIO:   | (optional) The I/O device the task should use. If ZTIO is NULL, no device is used. If undefined, the current I/O variables will be used to select a device. ZTIO should only be used when the current I/O variables do not describe the needed device. If you do not need a device for a job, SET ZTIO="". The ZTIO variable accepts the same I/O formatting string as <a href="#">IOP</a> variable in the ^%ZIS: Standard Device Call. |



**REF:** For more information, see the "Device Handler: Developer Tools" section in this manual.

- ZTUCI:** (optional) UCI the task should use. The current UCI is used if ZTUCI is undefined.
- ZTCPU:** (optional) Volume Set:CPU. Specifies the name of the volume set and CPU on which the task should run. The volume set can be passed in the first :-piece, and the CPU in the second. Neither piece of information is required; either can be passed without the other. If the CPU alone is passed, it *must* still be preceded by a ":" (e.g., :ISC6A1). If the volume set is not passed, TaskMan will run the task on the volume set it came from or on a Print Server. If the CPU is not passed, TaskMan will run the task on the CPU where TaskMan resides. Any volume set and/or CPU specified by the task's I/O device takes precedence over the same information passed here.



**NOTE:** On Caché systems, specifying which CPU a job should run on only works if you are running TaskMan from a DCL context. If you specify the CPU, but are not running TaskMan from a DCL context, the job may not run correctly.

- ZTPRI:** (optional) The CPU priority the task should receive. It should be an integer between 1 (low) and 10 (high). The site's default for tasks is used if this is undefined.
- ZTSAVE():** (optional) Input variable array. An array whose nodes specify input variables to the task beyond the usual set all tasks receive. There are four kinds of nodes this array can have:

`ztsave("variable")` can be set equal to NULL or to a value; if NULL, the current value of that variable is copied for the task, otherwise the variable is created with the value assigned [for example, `ztsave("PSIN")=42`]. The variable can be local or global, and it can be a variable or an individual array node.

`ZTSAVE("open array reference")` can be set to NULL to declare a set of nodes within an array to be input variables to the task [for example, `ZTSAVE("^UTILITY($J,")`].

`ZTSAVE("namespace*")` can be set to NULL to save all local variables in a certain namespace [for example, `ZTSAVE("LR*")`].

`ZTSAVE("*")` can be used to save all local variables. Non-namespaced variables (esp. %, X, Y, etc.) may or may not be saved. Saving individual variables is more efficient. ZTSAVE nodes are saved just as they are typed, so special variables like \$J have one value when used to save the variables, and a different value when used to restore them for the task.

**ZTKIL:** (optional) KEEP UNTIL. Set this to the first day the Task File Cleanup can delete this task. It should be a date and time in FileMan or \$HOROLOG format. Use of this variable is recommended when ZTDTH equals "@".

**ZTSYNC:** (optional) Name of a SYNC FLAG. Using SYNC FLAGS allows TaskMan to run the next task in a series of tasks only if the preceding task in the series completed successfully.

You can choose any name for a SYNC FLAG. You should namespace the name, however, and make it no longer than 30 characters in length.

To use SYNC FLAGS, the task *must* be queued to a device of type resource (through the ZTIO variable).



**REF:** For complete information on how to use SYNC FLAGS, see the "Using SYNC FLAGS to Control Sequences of Tasks" topic in this chapter.

### Output Variables

**ZTSK:** (Usually returned) The task number assigned to a task, returned whenever a task is successfully created. It can be used as an input variable to the other TaskMan application mode APIs.



**NOTE:** If a task is queued to a volume set other than the one where it was created, it is usually assigned a new task number when it is moved.

If ztsk is not defined after calling ^%ZTLOAD, either ztrtn was not set up or the user canceled the creation when prompted for a start time. If a task is not created and if ^%ZTLOAD is being called by a foreground job, then ^%ZTLOAD will display a message to the user indicating that the task has been canceled.



**NOTE:** ZTSK is not a system variable. It is KILLED and manipulated in many places. If the software needs to remember a task number, ztsk should be set into some properly namespaced variable the application can protect.

**ZTSK("D"):** START TIME (usually returned) contains the task's requested start time in \$HOROLOG format. It is returned whenever ztsk is returned, and gives you a way to know the start time a user requests.



### 24.3.12.1 Interactive Use of ^%ZTLOAD

The VistA Standards and Conventions require that anywhere you let a user pick the output device you also let the user choose to queue the output.

Often one part of the queuer is a call to ^%ZIS (the Device Handler). When you set up the variables for your call, include a "Q" in the variable ^%ZIS so the Device Handler will let the user pick queuing. After the Device Handler call (and after you check POP to ensure that a valid device was selected), you can check \$DATA(IO("Q")) to see whether the user chose to queue to that device. If so, then you *must* queue the printout you were about to do directly, and your software should branch to the code to set up the task. A sample of the code for this kind of print queuer looks something like this:

**Figure 79. TaskMan: Print queuer sample code**

```

SELECT ;select IO device for report
 S %ZIS="Q" D ^%ZIS
 I POP D CANCEL Q
 I $D(IO("Q")) D QUEUE Q
 D PRINT,^%ZISC Q
 ;
QUEUE ;queue the report
 S ZTRTN="PRINT^ZZREPORT"
 S ZTDESC="ZZ Application Daily Report 1"
 S ZTSAVE("ZZRANGE")=""
 D ^%ZTLOAD
 I $D(ZTSK)[0 W !!?5,"Report canceled!"
 E W !!?5,"Report queued!"
 D HOME^%ZIS Q

```

The code to set up the task after the call to ^%ZIS has four steps. First, it sets the ^%ZTLOAD input variables to define the task. Second, it calls ^%ZTLOAD to queue the task. Third, it checks \$DATA(ZTSK)#2 to find out whether a task was really queued and provides appropriate feedback. Fourth, it calls HOME^%ZIS to reset its IO variables.



**NOTE:** This queuer did not define the ZTIO variable. Print queuers can take advantage of the fact that they directly follow a ^%ZIS call that sets up all the IO variables they need. Under these conditions, the queuer code can rely on ^%ZTLOAD to identify the task's IO device from the IO variables, thus, saving the developer the work of building the correct ZTIO string.

Notice also that when queuing output, we need not call ^%ZISC to close the IO device because when the user chooses to queue output the Device Handler does not open the device. Thus, all we need to do here is reset our IO variables with a HOME^%ZIS call.

As usual in these kinds of queuers, we did not define ZTDTH, but instead let ^%ZTLOAD ask the user when the report should run.

Finally, notice that we tell the task to begin at PRINT, the same tag used by the trigger code to start the foreground print when the user chooses not to queue. Under most circumstances, print queuers can use most of the same code for their tasks that the foreground print uses.

### 24.3.12.2 Non-interactive Use of ^%ZTLOAD

Under certain conditions, queuers *must* create and schedule their tasks with no interaction with the user. Examples include queuers operating out of tasks or queuers that need to run without the users' knowledge. Only two items *must* be changed from interactive queuers to make non-interactive queuers work:

1. ZTDTH *must* be passed to ^%ZTLOAD, and *must* contain a valid date/time value.
2. If the code to queue the task does not follow a call to ^%ZIS, you *must* define the ZTIO variable yourself. Either set it, or allow it to be built from the current I/O variables (if those I/O variables describe the proper device).

After the call to ^%ZTLOAD, you may (or may not) want to issue feedback messages.

### 24.3.12.3 Queuing Tasks without an I/O Device

Certain tasks need no IO device. These include primarily tasks that rearrange large amounts of data but produce no report, such as filing and compiling tasks. Two different kinds of non-IO tasks exist:

- Concurrent—Those that can run concurrently.
- Sequential—Those that *must* run sequentially.

Queuers for concurrent non-IO tasks need only set ZTIO to NULL, and TaskMan will run the task, with no IO device.

For sequential non-IO tasks, queuers *must* set the ZTIO variable to the name of a resource type device. TaskMan will then ensure that the tasks run single file, one after the other in order by requested start time. Applications that need sequential non-IO tasks should instruct system managers in the Package Installation Guide to create a resource device with the desired characteristics so that these queuers can safely queue their tasks to them. Such devices should be namespaced by the software application that uses them. SYNC FLAGS can also be used to allow the next task in a series to start only if the previous task in the series completed successfully.



**REF:** For more information on SYNC FLAGS, see the "Using SYNC FLAGS to Control Sequences of Tasks" topic in this chapter.

## Example

This example is a job that consists of gathering information and then printing it. Assume that the gathering takes a few hours. We do not want the device that the user selects to be tied up for that time, so we divide the job into two tasks. The first task gathers the information and the second task prints it. We use the ^%ZIS: Standard Device Call API to select the device, the ^%ZTLOAD API to queue the print task, and the REQ^%ZTLOAD: Requeue a Task API to schedule the gather task when the gather task finishes.



**NOTE:** This process is made easier by using the \$\$QQ^XUTMDEVQ(): Double Queue—Direct Queuing in a Single Call and \$\$REQQ^XUTMDEVQ(): Schedule Second Part of a Task APIs.

**Figure 80. ^%ZTLOAD example—Sample code**

```

ARHBQQ ;SFVAMC/GB - Demo of 'gather' and 'print' in 2 tasks ;1/19/06 08:31
;1.1
ZTLOAD ;
N ARH,ARHZTSK,X,ZTSAVE,%ZIS,ZTSK,ZTDTH,ZTRTN,ZTDESC,ZTIO,POP
W !,"Queue the second task (the print task) first.",!
;Let's deal with the second task first.
;The user doesn't know it, but he's actually queuing the second task,
;the "print" portion of the job. The only question the user will be
;asked is to select the device.
;
S %ZIS="QM"
S IOP="Q" ;Force queuing.
D ^%ZIS Q:POP ; Select Device
W !,"Finished with %ZIS."
;
S ZTDTH="@@" ;Don't schedule the task to run, we'll do it later
;If we didn't need to set ZTDTH, we could use EN^XUTMDEVQ, but that
;API 'new's ZTDTH, so we can't set it.
;
;BTW, Did you know that there's a 5th parameter in EN^XUTMDEVQ?
;Usually, EN^XUTMDEVQ will 'new' ZTSK, so you can't get to it.
;If you put "1" as the 5th parameter, ZTSK will exist when EN returns.
;D EN^XUTMDEVQ("PRINT^ARHBQQ","ARHB Print",.ZTSAVE,.%ZIS,1)
;
S ZTRTN="PRINT^ARHBQQ"
S ZTDESC="ARHB Print"
D ^%ZTLOAD
D HOME^%ZIS
W !,"ZTSK=",,$G(ZTSK)
Q:'$D(ZTSK)
S ARHZTSK=ZTSK
;
N ZTSAVE,%ZIS,ZTSK,ZTDTH,ZTRTN,ZTDESC,ZTIO,IOP
W !,"Now queue the first task (the gather task).",!
;Now queue the first task, the "gather" portion of the job.
;Since we don't need a device,
;the user will only be asked when to start the task.
;(I wasn't able to get EN^XUTMDEVQ to work for me. I tried setting
;IOP="Q;" to let it know that it should be queued and it didn't need
;a device, but it did nothing, and returned a null ZTSK.)
F I="ARHZTSK" S ZTSAVE(I)="" ; Save the ZTSK of the "print" task.
S ZTIO="" ; We don't need a device.
S IOP="Q" ; Force queuing.
S ZTRTN="GATHER^ARHBQQ"

```

```

S ZTDESC="ARHB Gather"
D ^%ZTLOAD
D HOME^%ZIS
W !,"ZTSK=", $G(ZTSK)
Q
GATHER
;
N ARHJ
S ZTREQ="@ "
S ARHJ="ARHB-QQ"_"-"_$_J_"-"_$_H ; namespace + unique ID
K ^XTMP(ARHJ) ; Use ^XTMP to pass a lot of data between tasks.
S ^XTMP(ARHJ,0)=$$FMADD^XLFDT(DT,1)_U_DT ; Save-thru and create dates.
S ^XTMP(ARHJ)="HI MOM!" ; Pretend this is a lot of data.
D SPRINT
Q
SPRINT
; Now schedule the "print" task to run.
N ZTSK,ZTDTH,I,ZTRTN,ZTDESC,ZTIO,ZTSAVE ; Very important to NEW the
; input variables to REQ^%ZTLOAD, otherwise they retain the values of
; the currently running task, and you could unintentionally change the
; "print" task to rerun the "gather" task.
F I="ARHJ" S ZTSAVE(I)=" " ; Let the "print" task know the "$J" value.
S ZTSK=ARHZTSK
S ZTDTH=$H
D REQ^%ZTLOAD
;Instead of the above 8 lines we could have simply:
;S X=$$REQQ^XUTMDEVQ(ARHZTSK,$H,"ARHJ")
Q
PRINT
;
S ZTREQ="@ "
U IO ; Don't need this if invoked using a ^XUTMDEVQ API.
W !,"The secret message is: '", $G(^XTMP(ARHJ)), "'"
K ^XTMP(ARHJ)
Q

```

### 24.3.12.4 Code Execution

Figure 81. ^%ZTLOAD example—Sample code execution

```

VAH>D ZTLOAD^ARHBQQ

Queue the second task (the print task) first.
QUEUE TO PRINT ON
DEVICE: HOME// P-MESS

 1 P-MESSAGE-ENGWO-HFS-VXD HFS FILE ==> MAILMESSAGE
 2 P-MESSAGE-HFS-VXD HFS FILE ==> MAILMESSAGE
Choose 1-2> 2 <Enter> P-MESSAGE-HFS-VXD HFS FILE ==> MAILMESSAGE

Subject: MY PRINT

 Select one of the following:

 M Me
 P Postmaster

From whom: Postmaster// <Enter>
Send mail to: XUUSER,ONE// <Enter> XUUSER,ONE
Select basket to send to: IN// <Enter>
And Send to: <Enter>
Finished with %ZIS.
ZTSK=2921497
Now queue the first task (the gather task).

Requested Start Time: NOW// <Enter> (JAN 25, 2005@11:30:35)
ZTSK=2921499

```

### 24.3.12.5 Output

Figure 82. ^%ZTLOAD example—Sample output

```

Subj: MY PRINT [#28881111] 01/25/05@11:30 2 lines
From: POSTMASTER (Sender: BEUSCHEL,GARY - COMPUTER SPECIALIST) In 'IN'
basket.
Page 1 *New*

The secret message is: 'HI MOM!'

Enter message action (in IN basket): Ignore//

```

### 24.3.13 \$\$ASKSTOP^%ZTLOAD: Stop TaskMan Task

|                         |                                                                                                                                                                                                                                                                                                           |                                                                                                                                                                                                                                                                                                                                                                                                                                                                                                                                                                                                                                                                                                                                                                                                                                                                                                                                                                   |
|-------------------------|-----------------------------------------------------------------------------------------------------------------------------------------------------------------------------------------------------------------------------------------------------------------------------------------------------------|-------------------------------------------------------------------------------------------------------------------------------------------------------------------------------------------------------------------------------------------------------------------------------------------------------------------------------------------------------------------------------------------------------------------------------------------------------------------------------------------------------------------------------------------------------------------------------------------------------------------------------------------------------------------------------------------------------------------------------------------------------------------------------------------------------------------------------------------------------------------------------------------------------------------------------------------------------------------|
| <b>Reference Type</b>   | Supported                                                                                                                                                                                                                                                                                                 |                                                                                                                                                                                                                                                                                                                                                                                                                                                                                                                                                                                                                                                                                                                                                                                                                                                                                                                                                                   |
| <b>Category</b>         | TaskMan                                                                                                                                                                                                                                                                                                   |                                                                                                                                                                                                                                                                                                                                                                                                                                                                                                                                                                                                                                                                                                                                                                                                                                                                                                                                                                   |
| <b>IA #</b>             | 10063                                                                                                                                                                                                                                                                                                     |                                                                                                                                                                                                                                                                                                                                                                                                                                                                                                                                                                                                                                                                                                                                                                                                                                                                                                                                                                   |
| <b>Description</b>      | This extrinsic function asks TaskMan to stop running a specified task. Also, it checks for the ZTNAME variable, and if defined, it uses it instead of DUZ to value the STOP FLAG field (#59.1). ZTNAME is supported by applications calling this API to indicate the process that asked the task to stop. |                                                                                                                                                                                                                                                                                                                                                                                                                                                                                                                                                                                                                                                                                                                                                                                                                                                                                                                                                                   |
| <b>Format</b>           | \$\$ASKSTOP^%ZTLOAD( ztsk )                                                                                                                                                                                                                                                                               |                                                                                                                                                                                                                                                                                                                                                                                                                                                                                                                                                                                                                                                                                                                                                                                                                                                                                                                                                                   |
| <b>Input Parameters</b> | ztsk:                                                                                                                                                                                                                                                                                                     | (required) Task number of the TaskMan task to be stopped.                                                                                                                                                                                                                                                                                                                                                                                                                                                                                                                                                                                                                                                                                                                                                                                                                                                                                                         |
| <b>Output</b>           | returns:                                                                                                                                                                                                                                                                                                  | <p>Returns:</p> <ul style="list-style-type: none"> <li>• 0—"Busy". If it returns "Busy", it could mean that the task is locked, someone else is changing it, or TaskMan is starting to run it.</li> <li>• 1—"Task missing" or Task "Finished running". If it returns "Task missing", it could mean that it was an incorrect input task number, but it is most likely that the task ran and was removed after running.</li> </ul> <p>If it returns "Finished running", it means that the task was finished running before the API request could go through, so the API could not stop an already finished task.</p> <ul style="list-style-type: none"> <li>• 2—"Asked to stop" or "Unscheduled". If it returns "Asked to Stop", the task has started running and the stop flag has been set, so if the application checks (\$\$S^%ZTLOAD) it should stop.</li> </ul> <p>If it returns "Unscheduled", it was successful and the task is not scheduled any more.</p> |

### 24.3.14 DESC^%ZTLOAD(): Find Tasks with a Description

|                          |                                                               |
|--------------------------|---------------------------------------------------------------|
| <b>Reference Type</b>    | Supported                                                     |
| <b>Category</b>          | TaskMan                                                       |
| <b>IA #</b>              | 10063                                                         |
| <b>Description</b>       | This API finds tasks with a specific description.             |
| <b>Format</b>            | DESC^%ZTLOAD(description,list)                                |
| <b>Input Parameters</b>  | description: (required) The TaskMan task description.         |
| <b>Output Parameters</b> | list: Returns a list of tasks with the specified description. |

### 24.3.15 DQ^%ZTLOAD: Unschedule a Task

|                       |                                                                                                                                                                                                                                                                                                                                                                                          |
|-----------------------|------------------------------------------------------------------------------------------------------------------------------------------------------------------------------------------------------------------------------------------------------------------------------------------------------------------------------------------------------------------------------------------|
| <b>Reference Type</b> | Supported                                                                                                                                                                                                                                                                                                                                                                                |
| <b>Category</b>       | TaskMan                                                                                                                                                                                                                                                                                                                                                                                  |
| <b>IA #</b>           | 10063                                                                                                                                                                                                                                                                                                                                                                                    |
| <b>Description</b>    | This API unchedules tasks. Unscheduling a task ensures that, after the call, it is not scheduled or waiting for a device, computer link, or partition in memory. Unscheduling is guaranteed to be successful as long as the task is currently defined in the TASKS file (#14.4). However, unscheduling a task that has already started running does <i>not</i> stop the task in any way. |
| <b>Format</b>         | DQ^%ZTLOAD                                                                                                                                                                                                                                                                                                                                                                               |

Make sure to perform the following steps before calling this API:

- NEW all non-namespaced variables.
- Set all input variables.
- Call the API.

|                         |          |                                                                                                                                                            |
|-------------------------|----------|------------------------------------------------------------------------------------------------------------------------------------------------------------|
| <b>Input Variables</b>  | ZTSK:    | (required) The number of the task to unschedule. This task <i>must</i> currently be defined in the TASKS file (#14.4) or the call will fail.               |
| <b>Output Variables</b> | ZTSK(0): | Returns: <ul style="list-style-type: none"> <li>• 1—Task was uncheduled successfully.</li> <li>• 0—Task was <i>not</i> uncheduled successfully.</li> </ul> |

## 24.3.16 ISQED^%ZTLOAD: Return Task Status

**Reference Type** Supported

**Category** TaskMan

**IA #** 10063

**Description** This API returns whether a task is currently pending. Pending means that the task is scheduled, waiting for an I/O device, waiting for a volume set link, or waiting for a partition in memory. It also returns the DUZ of the task's creator and the time the task was scheduled to start.

**Format** ISQED^%ZTLOAD

Make sure to perform the following steps before calling this API:

- NEW all non-namespaced variables.
- Set all input variables.
- Call the API.

**Input Variables**

|        |                                                                                                                                                                                                                                                                                       |
|--------|---------------------------------------------------------------------------------------------------------------------------------------------------------------------------------------------------------------------------------------------------------------------------------------|
| ZTSK:  | (required) Task number of the task to look up. The task <i>must</i> be currently defined on the volume set to be searched, or the lookup fails.                                                                                                                                       |
| ZTCPU: | (optional) The volume set TaskMan should search for the task being looked up. If not passed, TaskMan searches the current volume set. Unlike ^%ZTLOAD's ZTCPU input variable, this one does not accept a second :-piece specifying the CPU. It only specifies a volume set to search. |



|                         |              |                                                                                                                                                                                                                                                                                                                                                                                                                                                                                                                                                 |
|-------------------------|--------------|-------------------------------------------------------------------------------------------------------------------------------------------------------------------------------------------------------------------------------------------------------------------------------------------------------------------------------------------------------------------------------------------------------------------------------------------------------------------------------------------------------------------------------------------------|
| <b>Output Variables</b> | ZTSK(0):     | ZTSK(0) is returned as follows: <ul style="list-style-type: none"> <li>• 1—Task ZTSK is currently scheduled or waiting on volume set ZTCPU.</li> <li>• 0—Task ZTSK is <i>not</i> currently scheduled or waiting on volume set ZTCPU.</li> <li>• NULL ("")—The lookup was unsuccessful.</li> </ul>                                                                                                                                                                                                                                               |
|                         | ZTSK("E"):   | (sometimes returned) The error code, returned when some error condition prevented a successful lookup. The codes and their values are: <ul style="list-style-type: none"> <li>• IT—The task number was not valid (0, negative, or non-numeric).</li> <li>• I—The task does not exist on the specified volume set.</li> <li>• IS—The volume set is not listed in the VOLUME SET file (#14.5).</li> <li>• LS—The link to that volume set is not available.</li> <li>• U—An unexpected error arose (e.g., disk full, protection, etc.).</li> </ul> |
|                         | ZTSK("D"):   | (sometimes returned) The date and time the task was scheduled to start, in \$HOROLOG format. It is returned only if ZTSK(0) equals zero (0) or 1.                                                                                                                                                                                                                                                                                                                                                                                               |
|                         | ZTSK("DUZ"): | (sometimes returned) Holds the DUZ of the user who created the task. It is returned only if ZTSK(0) equals zero (0) or 1.                                                                                                                                                                                                                                                                                                                                                                                                                       |

### 24.3.17 \$\$JOB^%ZTLOAD(): Return a Job Number for a Task

|                         |                                                                                                                          |
|-------------------------|--------------------------------------------------------------------------------------------------------------------------|
| <b>Reference Type</b>   | Supported                                                                                                                |
| <b>Category</b>         | TaskMan                                                                                                                  |
| <b>IA #</b>             | 10063                                                                                                                    |
| <b>Description</b>      | This extrinsic function was released with Kernel Patch XU*8.0*339. It returns the job number for a running TaskMan task. |
| <b>Format</b>           | JOB^%ZTLOAD( ztsk )                                                                                                      |
| <b>Input Parameters</b> | ztsk: (required) Task number of the running TaskMan task. If the specified task is <i>not</i> running, it returns null.  |

**Output** returns: Returns the job number for the specified running TaskMan task.

### 24.3.18 KILL^%ZTLOAD: Delete a Task

**Reference Type** Supported

**Category** TaskMan

**IA #** 10063

**Description** This API deletes a task. When a task is deleted by KILL^%ZTLOAD, the task referenced by ZTSK will not be defined in the volume set's task file. If the task was pending, it will not start, but if it had already started running, the effects of deleting its record are unpredictable.



**NOTE:** Tasks can delete their own records through the use of the ZTREQ output variable.

**Format** KILL^%ZTLOAD

Make sure to perform the following steps before calling this API:

- NEW all non-namespaced variables.
- Set all input variables.
- Call the API.

**Input Variables** ZTSK: (required) Task number of the TaskMan task to delete.

**Output Variables** ZTSK(0): Returns:

- 1—Successful deletion of the task.
- 0—Requested task number is invalid.

### 24.3.19 OPTION^%ZTLOAD(): Find Tasks for an Option

**Reference Type** Supported

**Category** TaskMan

**IA #** 10063

**Description** This API finds TaskMan tasks for a specific option.

**Format** OPTION^%ZTLOAD(option,list)

**Input Parameters** option: (required) The name of the specific option.

**Output Parameters** list: Returns a list of TaskMan tasks for the specified option.

### 24.3.20 PCLEAR^%ZTLOAD(): Clear Persistent Flag for a Task

**Reference Type** Supported

**Category** TaskMan

**IA #** 10063

**Description** This API clears the persistent flag for a TaskMan task (clears the persistent node).

**Format** PCLEAR^%ZTLOAD(*ztsk*)

**Input Parameters** *ztsk*: (required) The TaskMan task number.

**Output** none

### 24.3.21 \$\$PSET^%ZTLOAD(): Set Task as Persistent

**Reference Type** Supported

**Category** TaskMan

**IA #** 10063

**Description** This extrinsic function sets a TaskMan task as persistent (sets the persistent node). A task that is marked as persistent is restarted if TaskMan finds that the lock on ^%ZTSCH("TASK",tasknumber) has been removed. This adds the requirement that the task only use incremental locks, that the entry in ^%ZTSK(task... be left in place as this is used to restart the task, and that the task can be restarted from the data that is in the ^%ZTSK(task,... global.

**Format** \$\$PSET^%ZTLOAD(*ztsk*)

**Input Parameters** *ztsk*: (required) The TaskMan task number.

**Output** returns: Returns:

- 1—Flag was set.
- 0—Flag was *not* set.

## 24.3.22 REQ^%ZTLOAD: Requeue a Task

**Reference Type** Supported

**Category** TaskMan

**IA #** 10063

**Description** This API unchedules, edits, and reschedules a task. Unsheduling ensures the task is not pending but does not stop it from running. Editing is limited to the API, start time, description, and I/O device. Rescheduling is optional. However, if the task is not rescheduled, it is vulnerable to the Task File Cleanup option. The entire procedure is referred to as requeuing.



**CAUTION:** Because requeuing does not involve stopping a running task, it is possible to wind up with the same task running in two different partitions if the algorithm is not designed carefully. This is not supported by TaskMan; thus, developers should use requeuing very carefully. Queuing a new task is usually a better way to accomplish the same goals.



**NOTE:** Tasks can reschedule themselves through use of the ZTREQ output variable.

**Format** REQ^%ZTLOAD

Make sure to perform the following steps before calling this API:

- NEW all non-namespaced variables.
- Set all input variables.
- Call the API.

|                        |         |                                                                                                                                                                                                                                                                                                                                                                                                                                                                                                                                                                                                                                                                            |
|------------------------|---------|----------------------------------------------------------------------------------------------------------------------------------------------------------------------------------------------------------------------------------------------------------------------------------------------------------------------------------------------------------------------------------------------------------------------------------------------------------------------------------------------------------------------------------------------------------------------------------------------------------------------------------------------------------------------------|
| <b>Input Variables</b> | ZTSK:   | (required) The TaskMan task number of the task to edit. It <i>must</i> be defined on the current volume set for the edit to succeed. It is strongly recommended that this task not be currently running.                                                                                                                                                                                                                                                                                                                                                                                                                                                                   |
|                        | ZTDESC: | (optional) New description for the task. It should describe the task and name the software application that created the task.                                                                                                                                                                                                                                                                                                                                                                                                                                                                                                                                              |
|                        | ZTDTH:  | (optional) New start time for the task. Pass this as a date and time in VA FileMan or \$HOROLOG format. If not passed, the original start time is used again. If passed as "@", the task will not be rescheduled.                                                                                                                                                                                                                                                                                                                                                                                                                                                          |
|                        |         | The ZTDTH input variable can also be passed as a rescheduling code. This code is a number followed by an "S" (seconds), an "H" (hours), or a "D" (days). This code represents an interval of time (e.g., "60S" is 60 seconds) that is added to the current time (for seconds or hours) or the original start time (for days) to produce the new start time.                                                                                                                                                                                                                                                                                                                |
|                        | ZTIO:   | (optional) New I/O device for the task. It is used to set <a href="#">IOP</a> in the ^%ZIS: Standard Device Call API, and can take all of <a href="#">IOP</a> 's format specification strings. If the ZTIO variable is set to "@", the task is rescheduled for no I/O device. If it is not passed, the originally requested I/O device is used. <ul style="list-style-type: none"> <li>• ZTIO("H")—If not set, it is set to the value of the <a href="#">IO("HFSIO")</a> variable in the ^%ZIS: Standard Device Call API.</li> <li>• ZTIO("P")—If not set, it is set to the value of the <a href="#">IOPAR</a> variable in the ^%ZIS: Standard Device Call API.</li> </ul> |
|                        | ZTRTN:  | (optional) The API TaskMan will DO to start the task. You can specify it as "LABEL^ROUTINE" or "^ROUTINE" or "ROUTINE". If it is not passed, the original API is used.                                                                                                                                                                                                                                                                                                                                                                                                                                                                                                     |
|                        | ZTSAVE: | (optional) Input variable array. An array whose nodes specify input variables to the task beyond the usual set all tasks receive. It is set up in the same format as the ZTSAVE input variable for the ^%ZTLOAD API.                                                                                                                                                                                                                                                                                                                                                                                                                                                       |

**Output Variables**

ZTSK(0):

Returns:

- 1—Task is defined.
- 0—Task is *not* defined or ZTDTH was passed in a bad format.

### 24.3.22.1 Example

This example is a job that consists of gathering information and then printing it. Assume that the gathering takes a few hours. We do not want the device that the user selects to be tied up for that time, so we divide the job into two tasks. The first task gathers the information and the second task prints it. We use the ^%ZIS: Standard Device Call API to select the device, the ^%ZTLOAD: Queue a Task API to queue the print task, and the ^%ZTLOAD: Queue a Task API to schedule the gather task. We use the REQ^%ZTLOAD API to schedule the print task when the gather task finishes.



**NOTE:** This process is made easier by using the \$\$QQ^XUTMDEVQ(): Double Queue—Direct Queuing in a Single Call and \$\$REQQ^XUTMDEVQ(): Schedule Second Part of a Task APIs.

**Figure 83. REQ^%ZTLOAD example—Sample code**

```

ARHBQQ ;SFVAMC/GB - Demo of 'gather' and 'print' in 2 tasks ;1/19/06 08:31
;1.1
ZTLOAD
;
N ARH,ARHZTSK,X,ZTSAVE,%ZIS,ZTSK,ZTDTH,ZTRTN,ZTDESC,ZTIO,POP
W !,"Queue the second task (the print task) first.",!
;Let's deal with the second task first.
;The user doesn't know it, but he's actually queuing the second task,
;the "print" portion of the job. The only question the user will be
;asked is to select the device.
;
S %ZIS="QM"
S IOP="Q" ;Force queuing.
D ^%ZIS Q:POP ; Select Device
W !,"Finished with %ZIS."
;
S ZTDTH="@ " ;Don't schedule the task to run, we'll do it later
;If we didn't need to set ZTDTH, we could use EN^XUTMDEVQ, but that
;API 'new's ZTDTH, so we can't set it.
;
;BTW, Did you know that there's a 5th parameter in EN^XUTMDEVQ?
;Usually, EN^XUTMDEVQ will 'new' ZTSK, so you can't get to it.
;If you put "1" as the 5th parameter, ZTSK will exist when EN returns.
;D EN^XUTMDEVQ("PRINT^ARHBQQ","ARHB Print",.ZTSAVE,.%ZIS,1)
;
S ZTRTN="PRINT^ARHBQQ"
S ZTDESC="ARHB Print"
D ^%ZTLOAD
D HOME^%ZIS
W !,"ZTSK=", $G(ZTSK)
Q: '$D(ZTSK)
S ARHZTSK=ZTSK
;
N ZTSAVE,%ZIS,ZTSK,ZTDTH,ZTRTN,ZTDESC,ZTIO,IOP
W !,"Now queue the first task (the gather task).",!
;Now queue the first task, the "gather" portion of the job.
;Since we don't need a device,
;the user will only be asked when to start the task.
;(I wasn't able to get EN^XUTMDEVQ to work for me. I tried setting
;IOP="Q;" to let it know that it should be queued and it didn't need
;a device, but it did nothing, and returned a null ZTSK.)
F I="ARHZTSK" S ZTSAVE(I)="" ; Save the ZTSK of the "print" task.
S ZTIO="" ; We don't need a device.
S IOP="Q" ; Force queuing.
S ZTRTN="GATHER^ARHBQQ"

```

```

S ZTDESC="ARHB Gather"
D ^%ZTLOAD
D HOME^%ZIS
W !,"ZTSK=", $G(ZTSK)
Q
GATHER ;
N ARHJ
S ZTREQ="@ "
S ARHJ="ARHB-QQ"_"-"_$_J_"-"_$_H ; namespace + unique ID
K ^XTMP(ARHJ) ; Use ^XTMP to pass a lot of data between tasks.
S ^XTMP(ARHJ,0)=$$FMADD^XLFDT(DT,1)_U_DT ; Save-thru and create dates.
S ^XTMP(ARHJ)="HI MOM!" ; Pretend this is a lot of data.
D SPRINT
Q
SPRINT ; Now schedule the "print" task to run.
N ZTSK,ZTDTH,I,ZTRTN,ZTDESC,ZTIO,ZTSAVE ; Very important to NEW the
; input variables to REQ^%ZTLOAD, otherwise they retain the values of
; the currently running task, and you could unintentionally change the
; "print" task to rerun the "gather" task.
F I="ARHJ" S ZTSAVE(I)=" " ; Let the "print" task know the "$J" value.
S ZTSK=ARHZTSK
S ZTDTH=$H
D REQ^%ZTLOAD
;Instead of the above 8 lines we could have simply:
;S X=$$REQQ^XUTMDEVQ(ARHZTSK,$H,"ARHJ")
Q
PRINT ;
S ZTREQ="@ "
U IO ; Don't need this if invoked using a ^XUTMDEVQ API.
W !,"The secret message is: '", $G(^XTMP(ARHJ)), "'"
K ^XTMP(ARHJ)
Q

```



### 24.3.22.2 Code Execution

Figure 84. ^%ZTLOAD example—Sample code execution

```

VAH>D ZTLOAD^ARHBQQ

Queue the second task (the print task) first.
QUEUE TO PRINT ON
DEVICE: HOME// P-MESS

 1 P-MESSAGE-ENGWO-HFS-VXD HFS FILE ==> MAILMESSAGE
 2 P-MESSAGE-HFS-VXD HFS FILE ==> MAILMESSAGE
Choose 1-2> 2 <Enter> P-MESSAGE-HFS-VXD HFS FILE ==> MAILMESSAGE

Subject: MY PRINT

 Select one of the following:

 M Me
 P Postmaster

From whom: Postmaster// <Enter>
Send mail to: XUUSER,ONE// <Enter> XUUSER,ONE
Select basket to send to: IN// <Enter>
And Send to: <Enter>
Finished with %ZIS.
ZTSK=2921497
Now queue the first task (the gather task).

Requested Start Time: NOW// <Enter> (JAN 25, 2005@11:30:35)
ZTSK=2921499

```

### 24.3.22.3 Output

Figure 85. ^%ZTLOAD example—Sample output

```

Subj: MY PRINT [#28881111] 01/25/05@11:30 2 lines
From: POSTMASTER (Sender: BEUSCHEL,GARY - COMPUTER SPECIALIST) In 'IN'
basket.
Page 1 *New*

The secret message is: 'HI MOM!'

Enter message action (in IN basket): Ignore//

```

### 24.3.23 RTN^%ZTLOAD(): Find Tasks that Call a Routine

|                          |                                                                                |
|--------------------------|--------------------------------------------------------------------------------|
| <b>Reference Type</b>    | Supported                                                                      |
| <b>Category</b>          | TaskMan                                                                        |
| <b>IA #</b>              | 10063                                                                          |
| <b>Description</b>       | This API finds TaskMan tasks that call a specific routine.                     |
| <b>Format</b>            | RTN^%ZTLOAD( <i>routine</i> , <i>list</i> )                                    |
| <b>Input Parameters</b>  | <i>routine</i> : (required) The name of the specific routine called.           |
| <b>Output Parameters</b> | <i>list</i> : Returns a list of TaskMan tasks that call the specified routine. |

### 24.3.24 \$\$\$^%ZTLOAD(): Check for Task Stop Request

|                         |                                                                                                                                                                                                                                                                                                                                                                                                                                                                                                                                                                                                                                                                                                                                                   |
|-------------------------|---------------------------------------------------------------------------------------------------------------------------------------------------------------------------------------------------------------------------------------------------------------------------------------------------------------------------------------------------------------------------------------------------------------------------------------------------------------------------------------------------------------------------------------------------------------------------------------------------------------------------------------------------------------------------------------------------------------------------------------------------|
| <b>Reference Type</b>   | Supported                                                                                                                                                                                                                                                                                                                                                                                                                                                                                                                                                                                                                                                                                                                                         |
| <b>Category</b>         | TaskMan                                                                                                                                                                                                                                                                                                                                                                                                                                                                                                                                                                                                                                                                                                                                           |
| <b>IA #</b>             | 10063                                                                                                                                                                                                                                                                                                                                                                                                                                                                                                                                                                                                                                                                                                                                             |
| <b>Description</b>      | <p>This extrinsic function is used within a task to determine if the task has been asked to stop. Using the \$\$\$^%ZTLOAD() function in longer tasks is highly recommended. Tasks should test \$\$\$^%ZTLOAD to check if the user who queued the task has requested that the task be stopped. If the task has been asked to stop, it should set the local variable ZTSTOP to 1 before quitting. This will alert the submanager to set the task's status to STOPPED instead of FINISHED, to give the user feedback that the task has obeyed their request.</p> <p>You can use the optional message parameter to inform the user of the progress of a job. It is displayed when the task is listed by one of the many options that list tasks.</p> |
| <b>Format</b>           | \$\$\$^%ZTLOAD( [ <i>message</i> ] )                                                                                                                                                                                                                                                                                                                                                                                                                                                                                                                                                                                                                                                                                                              |
| <b>Input Parameters</b> | <i>message</i> : (optional) Allows you to leave a message for the creator of the TaskMan task.                                                                                                                                                                                                                                                                                                                                                                                                                                                                                                                                                                                                                                                    |
| <b>Output</b>           | <p>returns: Returns:</p> <ul style="list-style-type: none"> <li>• 1—Creator of the task that has asked the task to stop.</li> <li>• 0—For all other cases.</li> </ul>                                                                                                                                                                                                                                                                                                                                                                                                                                                                                                                                                                             |

## 24.3.25 STAT^%ZTLOAD: Task Status

**Reference Type** Supported

**Category** TaskMan

**IA #** 10063

**Description** This API looks up tasks and retrieves their current status. The status of a task returned by STAT^%ZTLOAD is expressed in the general terms of whether the task ran, is running, or will run. ZTSK(1) and (2) return the code and text of the current status. This status is an abstraction based on the more complex system used by TaskMan.

An active task is one that either is expected to start or is currently running. An inactive task will not start in the future without outside intervention; this may be because it has already completed, was never scheduled, or was interrupted. The "running" status is not based on direct examination of the system tables but is inferred from TaskMan's information about the task.

When interpreting the output of STAT^%ZTLOAD, consider that:

- If a task is transferred to another volume set, it becomes undefined on the original volume set.
- A status of "running" is a guess.
- "Finished" does not necessarily mean the task accomplished what it set out to do.
- An interrupted task may or may not run correctly if edited and rescheduled.

**Format** STAT^%ZTLOAD

Make sure to perform the following steps before calling this API:

- NEW all non-namespaced variables.
- Set all input variables.
- Call the API.

**Input Variables** ZTSK: (required) The TaskMan task number to look up. It *must* be defined on the current volume set.

**Output Variables** ZTSK(0): Returns:

- 1—Task is defined.
- 0—Task is *not* defined.

ZTSK(1): Numeric status code from 0 to 5 indicating the status of the task.

- ZTSK(2): Status text describing the status of the task. Its value corresponds with the status code in ZTSK(1). The possible values and their meanings are as follows:
- ZTSK(1) = 0 and ZTSK(2) = "Undefined" means the task does not exist on this volume set.
  - ZTSK(1) = 1 and ZTSK(2) = "Active: Pending" means the task is scheduled, waiting for an I/O device, waiting for a volume set link, or waiting for a partition in memory.
  - ZTSK(1) = 2 and ZTSK(2) = "Active: Running" means the task has started running.
  - ZTSK(1) = 3 and ZTSK(2) = "Inactive: Finished" means the task quit normally after running.
  - ZTSK(1) = 4 and ZTSK(2) = "Inactive: Available" means the task was created without being scheduled or was edited without being rescheduled.
  - ZTSK(1) = 5 and ZTSK(2) = "Inactive: Interrupted" means the task was interrupted before it would have quit normally. Causes can include bad data, user intervention, hard error, and many other possibilities.

### 24.3.26 \$\$TM^%ZTLOAD: Check if TaskMan is Running

|                         |                                                                                                                        |                                                                                                                                                                                    |
|-------------------------|------------------------------------------------------------------------------------------------------------------------|------------------------------------------------------------------------------------------------------------------------------------------------------------------------------------|
| <b>Reference Type</b>   | Supported                                                                                                              |                                                                                                                                                                                    |
| <b>Category</b>         | TaskMan                                                                                                                |                                                                                                                                                                                    |
| <b>IA #</b>             | 10063                                                                                                                  |                                                                                                                                                                                    |
| <b>Description</b>      | This extrinsic function determines if TaskMan is running. Use this function if you need to know the status of TaskMan. |                                                                                                                                                                                    |
| <b>Format</b>           | \$\$TM^%ZTLOAD                                                                                                         |                                                                                                                                                                                    |
| <b>Input Parameters</b> | none                                                                                                                   |                                                                                                                                                                                    |
| <b>Output</b>           | returns:                                                                                                               | Returns: <ul style="list-style-type: none"> <li>• 1—TaskMan is running on the current volume set.</li> <li>• 0—TaskMan is <i>not</i> running on the current volume set.</li> </ul> |

### 24.3.27 ZTSAVE^%ZTLOAD(): Build ZTSAVE Array

|                         |                                                                                                                                                                                          |
|-------------------------|------------------------------------------------------------------------------------------------------------------------------------------------------------------------------------------|
| <b>Reference Type</b>   | Supported                                                                                                                                                                                |
| <b>Category</b>         | TaskMan                                                                                                                                                                                  |
| <b>IA #</b>             | 10063                                                                                                                                                                                    |
| <b>Description</b>      | This API stores a string of variables in the ZTSAVE array.                                                                                                                               |
| <b>Format</b>           | ZTSAVE^%ZTLOAD(string_of_variables[,kill_ztsave_flag])                                                                                                                                   |
| <b>Input Parameters</b> | <p>string_of_variables: (required) Sting of variable names to be stored in the ZTSAVE array.</p> <p>kill_ztsave_flag (optional) Any positive value will first KILL the ZTSAVE array.</p> |
| <b>Output</b>           | returns: Stores the string of input variables in the ZTSAVE array.                                                                                                                       |



## 25 Toolkit: Developer Tools

### 25.1 Toolkit—Application Program Interface (API)

Several APIs are available for developers to work with Kernel Toolkit. These APIs are described below by category.

### 25.2 Toolkit—Alerts APIs

#### 25.2.1 DELSTAT^XQALBUTL(): Get Alert Status and Recipient Information

|                        |                                                                                                                                                                                                                                                                                                                                                                                                                                                                                                                                                                                                                                                                                                                                                                                                    |
|------------------------|----------------------------------------------------------------------------------------------------------------------------------------------------------------------------------------------------------------------------------------------------------------------------------------------------------------------------------------------------------------------------------------------------------------------------------------------------------------------------------------------------------------------------------------------------------------------------------------------------------------------------------------------------------------------------------------------------------------------------------------------------------------------------------------------------|
| <b>Reference Type</b>  | Supported                                                                                                                                                                                                                                                                                                                                                                                                                                                                                                                                                                                                                                                                                                                                                                                          |
| <b>Category</b>        | Toolkit—Alerts                                                                                                                                                                                                                                                                                                                                                                                                                                                                                                                                                                                                                                                                                                                                                                                     |
| <b>IA #</b>            | 3197                                                                                                                                                                                                                                                                                                                                                                                                                                                                                                                                                                                                                                                                                                                                                                                               |
| <b>Description</b>     | This API is used to obtain information on the recipients of the most recent alert with a specified alert ID and the status of whether the alert has been deleted or not for those recipients.                                                                                                                                                                                                                                                                                                                                                                                                                                                                                                                                                                                                      |
| <b>Format</b>          | DELSTAT^XQALBUTL(xqaidval, values)                                                                                                                                                                                                                                                                                                                                                                                                                                                                                                                                                                                                                                                                                                                                                                 |
| <b>Input Parameter</b> | xqaidval: (required) This is a value that has been used as the XQAID value for generating an alert by a software application. This value is used to identify the most recent alert generated with this XQAID value and that alert is used to generate the responses in terms of recipients and deletion status of the alert for each of the recipients.                                                                                                                                                                                                                                                                                                                                                                                                                                            |
| <b>Output</b>          | values: This variable is passed by reference and is returned as an array. This value is KILLED prior to generation of the results for return.<br><br>Returned: The value of VALUES indicates the number of entries in the array. The entries are then ordered in numerical order in the VALUES array.<br><br><pre>VALUES = 3 VALUES(1) = "146^0" User 146 - not deleted VALUES(2) = "297^1" User 297 - deleted VALUES(3) = "673^0" User 673 - not deleted</pre><br>For the most recent alert with XQAIDVAL as the Package ID passed in, on return array VALUES contains the DUZ for users in VALUES along with an indicator of whether the alert has been deleted or not (e.g., DUZ^0 if not deleted or DUZ^1 if deleted). Note that contents of VALUES will be killed prior to building the list. |

### Example

```
>D DELSTAT^XQALBUTL("OR;14765;23",.RESULTS)
```

The value of RESULTS indicates the number of entries in the array. The entries are then ordered in numerical order in the RESULTS array.

```
RESULTS = 3
RESULTS(1) = "146^0" User 146 - not deleted
RESULTS(2) = "297^1" User 297 - deleted
RESULTS(3) = "673^0" User 673 - not deleted
```



## 25.3 Toolkit—Data Standardization APIs

The following API set has been developed to support Data Standardization's effort to allow the mapping of one term to another term. Mapping of terms is done via the REPLACED BY VHA STANDARD TERM field (#99.97) and provides the high-level goals of the following:

- Non-standard terms inheriting standardized characteristics.
- Deprecating a term and replacing it with a new term.

The Data Standardization API set:

- Maps one term to another term.
- Obtains the term in which another term is mapped.
- Extracts field values from the term in which another term is mapped.
- Shows the mapping relationships that a term has with other terms.

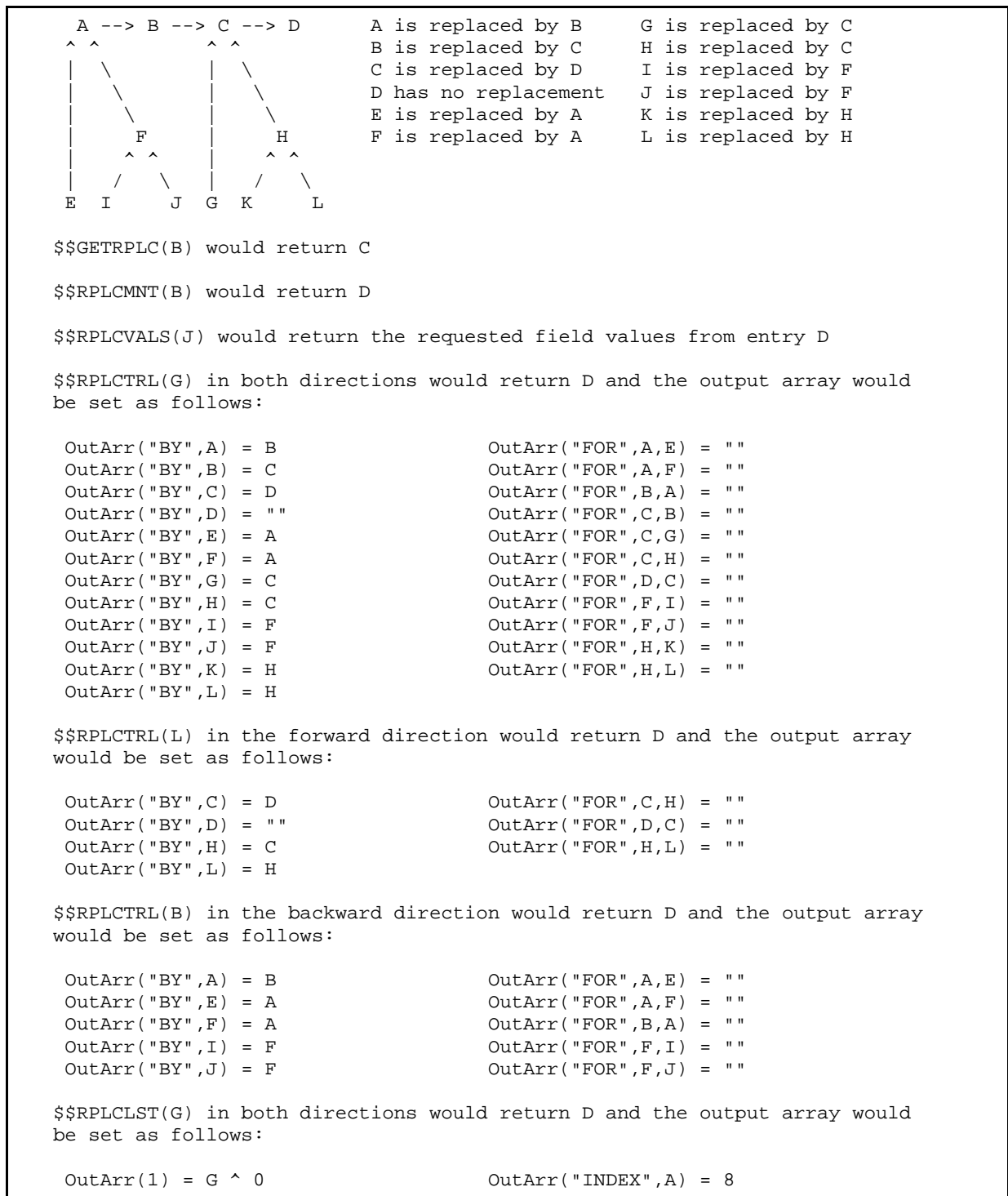
Keywords:

- VHA Unique ID (VUID)
- Data Standardization
- Term
- Replacement Term

## 25.3.1 Replacement Relationships

Use the following replacement relationships to map the Data Standardization API set in context. These APIs are documented in this section:

**Figure 86. Data standardization replacement relationships**



```

OutArr(2) = C ^ 0
OutArr(3) = D ^ 1
OutArr(4) = H ^ 0
OutArr(5) = K ^ 0
OutArr(6) = L ^ 0
OutArr(7) = B ^ 0
OutArr(8) = A ^ 0
OutArr(9) = E ^ 0
OutArr(10) = F ^ 0
OutArr(11) = I ^ 0
OutArr(12) = J ^ 0

OutArr("INDEX",B) = 7
OutArr("INDEX",C) = 2
OutArr("INDEX",D) = 3
OutArr("INDEX",E) = 9
OutArr("INDEX",F) = 10
OutArr("INDEX",G) = 1
OutArr("INDEX",H) = 4
OutArr("INDEX",I) = 11
OutArr("INDEX",J) = 12
OutArr("INDEX",K) = 5
OutArr("INDEX",L) = 6

```

\$\$RPLCLST(L) in the forward direction would return D and the output array would be set as follows if the status history was also included:

```

OutArr(1) = L ^ 0
OutArr(1,3080101.0954) = 0
OutArr(2) = H ^ 0
OutArr(2,3080101.1308) = 1
OutArr(2,3080105.09) = 0
OutArr(3) = C ^ 0
OutArr(3,3080105.0859) = 1
OutArr(3,3080112.1722) = 0
OutArr(4) = D ^ 1
OutArr(4,3080112.1723) = 1

OutArr("INDEX",C) = 3
OutArr("INDEX",D) = 4
OutArr("INDEX",H) = 2
OutArr("INDEX",L) = 1

```

\$\$RPLCLST(B) in the backward direction would return D and the output array would be set as follows:

```

OutArr(1) = A ^ 0
OutArr(2) = E ^ 0
OutArr(3) = F ^ 0
OutArr(4) = I ^ 0
OutArr(5) = J ^ 0

OutArr("INDEX",A) = 1
OutArr("INDEX",E) = 2
OutArr("INDEX",F) = 3
OutArr("INDEX",I) = 4
OutArr("INDEX",J) = 5

```

## 25.3.2 \$\$GETRPLC^XTIDTRM(): Get Mapped Terms (Term/Concept)

|                         |                                                                                                  |
|-------------------------|--------------------------------------------------------------------------------------------------|
| <b>Reference Type</b>   | Supported                                                                                        |
| <b>Category</b>         | Toolkit—Data Standardization                                                                     |
| <b>IA #</b>             | 5078                                                                                             |
| <b>Description</b>      | This extrinsic function gets the REPLACED BY VHA STANDARD TERM field (#99.97) for a given entry. |
| <b>Format</b>           | \$\$GETRPLC^XTIDTRM(File,IEN)                                                                    |
| <b>Input Parameters</b> | File: (required) File number                                                                     |
|                         | IEN: (required) Entry number                                                                     |

## Example

This extrinsic function sets X to IEN\_";"\_FileNumber of entry that replaces the input entry:

```
>S X=$$GETRPLC^XTIDTRM(File,IEN)
```



### NOTE:

- Null is returned on error. This typically will occur when the input entry does not exist.
- If the input entry is not replaced by another term then a reference to the input term will be returned.

## 25.3.3 \$\$RPLCLST^XTIDTRM(): Get List of Replacement Terms, w/Optional Status Date and History (Term/Concept)

|                         |                                                                                                                                                                                                                                                                                                                                                                                                                                                                                                                                                                                                                                                                                                                       |
|-------------------------|-----------------------------------------------------------------------------------------------------------------------------------------------------------------------------------------------------------------------------------------------------------------------------------------------------------------------------------------------------------------------------------------------------------------------------------------------------------------------------------------------------------------------------------------------------------------------------------------------------------------------------------------------------------------------------------------------------------------------|
| <b>Reference Type</b>   | Supported                                                                                                                                                                                                                                                                                                                                                                                                                                                                                                                                                                                                                                                                                                             |
| <b>Category</b>         | Toolkit—Data Standardization                                                                                                                                                                                                                                                                                                                                                                                                                                                                                                                                                                                                                                                                                          |
| <b>IA #</b>             | 5078                                                                                                                                                                                                                                                                                                                                                                                                                                                                                                                                                                                                                                                                                                                  |
| <b>Description</b>      | This extrinsic function traverses the REPLACED BY VHA STANDARD TERM field (#99.97) forwards and backwards to find all terms that are replacement terms for the input entry and all terms for which the input entry is a replacement. This is recursively done so that each potential branch of replacement terms forwards and backwards is traversed.                                                                                                                                                                                                                                                                                                                                                                 |
| <b>Format</b>           | \$\$RPLCLST^XTIDTRM(file,ien,drctn,statdate,sthst,outarr)                                                                                                                                                                                                                                                                                                                                                                                                                                                                                                                                                                                                                                                             |
| <b>Input Parameters</b> | <p>file: (required) File number</p> <p>ien: (required) Entry number</p> <p>drctn: (optional) Flags denoting which direction to follow the trail of replacement terms. Possible flag values are:</p> <ul style="list-style-type: none"> <li>• F (default)—Follow the trail forwards</li> <li>• B—Follow the trail backwards</li> <li>• *—Follow the trail in both directions (same as FB/BF)</li> </ul> <p>statdate: (optional) VA FileMan date/time in which to return term's status. Defaults to current date/time.</p> <p>sthst: (optional) Flag denoting if a term's full status history should be included in the output:</p> <ul style="list-style-type: none"> <li>• 0 (default)—No</li> <li>• 1—Yes</li> </ul> |

**Input/Output**

outarr:

I: (required) Array to put trail of replacement terms into (closed root).

O: The output array will contain the list terms to which the input entry is somehow related.

- OutArr(1..n) = Term ^ StatusCode (based on input StatDate)
- OutArr(1..n,StatusDateTime) - StatusCode on this date/time
- This node is only returned if StatHst is set to "1" (Yes).
- OutArr("INDEX",Term) = 1..n



**NOTE:** Term will be in the format IEN;FileNumber.

StatusCode:

- 1—Active
- 0—Inactive

StatusDateTime is in VA FileMan format.

**Example**

This extrinsic function sets X=IEN\_";"\_FileNumber of the entry that ultimately replaces the input entry:

```
>S X=$$RPLCLST^XTIDTRM(File,IEN,Drctn,StatDate,StatHst,OutArr)
```

**NOTE:**

- Null is returned on error. This typically will occur when the input entry does not exist.
- If the input entry is not replaced by another term then a reference to the input term will be returned.

## 25.3.4 \$\$RPLCMNT^XTIDTRM(): Map One Term to Another (Term/Concept)

|                         |                                                                                                                                             |
|-------------------------|---------------------------------------------------------------------------------------------------------------------------------------------|
| <b>Reference Type</b>   | Supported                                                                                                                                   |
| <b>Category</b>         | Toolkit—Data Standardization                                                                                                                |
| <b>IA #</b>             | 5078                                                                                                                                        |
| <b>Description</b>      | This extrinsic function recursively traverses the REPLACED BY VHA STANDARD TERM field (#99.97) until the final replacement term is reached. |
| <b>Format</b>           | <code>\$\$RPLCMNT^XTIDTRM(FILE, IEN)</code>                                                                                                 |
| <b>Input Parameters</b> | File: (required) File number<br>IEN: (required) Entry number                                                                                |

### Example

This extrinsic function sets X to IEN\_";"\_FileName of the entry that ultimately replaces the input entry:

```
>S X=$$RPLCMNT^XTIDTRM(FILE, IEN)
```



#### NOTES:

- Null is returned on error. This typically will occur when the input entry does not exist.
- If the input entry is not replaced by another term then a reference to the input term will be returned.

### 25.3.5 \$\$RPLCTRL^XTIDTRM(): Get Replacement Trail for Term, with Replaced "BY" and Replacement "FOR" Terms (Term/Concept)

|                         |                                                                                                                                                                                                                                                                                                                                                                                                                                                                                                                                                  |
|-------------------------|--------------------------------------------------------------------------------------------------------------------------------------------------------------------------------------------------------------------------------------------------------------------------------------------------------------------------------------------------------------------------------------------------------------------------------------------------------------------------------------------------------------------------------------------------|
| <b>Reference Type</b>   | Supported                                                                                                                                                                                                                                                                                                                                                                                                                                                                                                                                        |
| <b>Category</b>         | Toolkit—Data Standardization                                                                                                                                                                                                                                                                                                                                                                                                                                                                                                                     |
| <b>IA #</b>             | 5078                                                                                                                                                                                                                                                                                                                                                                                                                                                                                                                                             |
| <b>Description</b>      | This extrinsic function traverses the REPLACED BY VHA STANDARD TERM field (#99.97) forwards and backwards to find all terms that are replacement terms for the input entry and all terms for which the input entry is a replacement. This is recursively done so that each potential branch of replacement terms forwards and backwards is traversed.                                                                                                                                                                                            |
| <b>Format</b>           | <code>\$\$RPLCTRL^XTIDTRM(File, IEN, Drctn, OutArr)</code>                                                                                                                                                                                                                                                                                                                                                                                                                                                                                       |
| <b>Input Parameters</b> | <p>File: (required) File number</p> <p>IEN: (required) Entry number</p> <p>Drctn: (optional) Flags denoting which direction to follow the trail of replacement terms. Possible flag values are:</p> <ul style="list-style-type: none"> <li>• F (default)—Follow the trail forwards</li> <li>• B—Follow the trail backward</li> <li>• *—Follow the trail in both directions (same as FB/BF)</li> </ul>                                                                                                                                            |
| <b>Input/Output</b>     | <p>OutArr: I: (required) Array to put trail of replacement terms into (closed root).</p> <p>O: The output array will contain the trail of replacement terms.</p> <ul style="list-style-type: none"> <li>• <code>OutArr("BY",Term) = Replacement Term means: Entry "Term" is replaced BY entry "Replacement Term"</code></li> <li>• <code>OutArr("FOR",Replacement Term, Term) = "" means: Entry "Replacement Term" is a replacement FOR entry "Term"</code></li> <li>• Term and Replacement Term will be in the format IEN;FileNumber</li> </ul> |

## Example

This extrinsic function sets X to IEN\_";"\_FileName of the entry that ultimately replaces the input entry:

```
>S X=$$RPLCTRL^XTIDTRM(File,IEN,Drctn,OutArr)
```



### NOTES:

- Null is returned on error. This typically will occur when the input entry does not exist.
- If the input entry is not replaced by another term then a reference to the input term will be returned.

## 25.3.6 \$\$RPLCVALS^XTIDTRM(): Get Field Values of Final Replacement Term (Term/Concept)

**Reference Type** Supported

**Category** Toolkit—Data Standardization

**IA #** 5078

**Description** This extrinsic function retrieves one or more fields of data from an entry's final replacement term. The REPLACED BY VHA STANDARD TERM field (#99.97) is recursively traversed until the final replacement term is reached. The requested fields of the final replacement term are returned. It effectively bundles \$\$RPLCMNT^XTIDTRM and GETS^DIQ into a single call.

**Format** \$\$RPLCVALS^XTIDTRM(file,ien,fields,flags,outarr)

**Input Parameters** file: (required) File number

ien: (required) Entry number

fields: (required) Fields for which you wish to get values.



**REF:** See definition of FIELD parameter in GETS^DIQ for detailed description.

flags: (required) Flags that control output format.



**REF:** See definition of FLAGS parameter in GETS^DIQ for detailed description.



- Input/Output**      outarr:
- I:      (required) Array to put output field values into (closed root).
  - O:      The output array is in FDA format.



**REF:** See GETS^DIQ for example output.

**Example**

This extrinsic function sets X to IEN\_";"\_FileName of the entry that ultimately replaces the input entry:

```
>S X=$$RPLCVALS^XTIDTRM(File,IEN,Fields,Flags,OutArr)
```



**NOTES:**

- Null is returned on error. This typically will occur when the input entry does not exist.
- If an error occurs when extracting the requested fields from the final replacement term then a reference to the final replacement term will still be returned and OutArr will be KILLed.
- If the input entry is not replaced by another term then a reference to the input term will be returned and OutArr( ) will contain the field values for the input entry.

**25.3.7 \$\$SETRPLC^XTIDTRM(): Set Replacement Terms (Term/Concept)**

|                         |                                                                                |
|-------------------------|--------------------------------------------------------------------------------|
| <b>Reference Type</b>   | Supported                                                                      |
| <b>Category</b>         | Toolkit—Data Standardization                                                   |
| <b>IA #</b>             | 5078                                                                           |
| <b>Description</b>      | This extrinsic function sets the REPLACED BY VHA STANDARD TERM field (#99.97). |
| <b>Format</b>           | \$\$SETRPLC^XTIDTRM(file,ien,rplcmnt)                                          |
| <b>Input Parameters</b> | file:                    (required) File number                                |
|                         | ien:                    (required) Entry number                                |
|                         | rplcmnt                (required) Entry number of replacement term.            |

### Example

This extrinsic function sets **X** to 1 if Pointer to replacement term stored (i.e., success) or 0 if Unable to store pointer to replacement term (i.e., failure):

```
>S X=$$SETRPLC^XTIDTRM(File,IEN,Rplcmnt)
```

## 25.4 Toolkit—Duplicate Record Merge APIs

A file in which entries need to be merged can be entered in the DUPLICATE RESOLUTION file (#15.1). This requires adding the file as one that can be selected as the variable pointer, and search criteria would usually need to be specified to assist in identifying potential duplicate pairs (although an option can be used by which selected pairs can be added directly to the DUPLICATE RECORD file (#15) as verified duplicates). Verified duplicate pairs may be approved for merging, and a merge process generated for those approved pairs. A DUPLICATE RECORD file (#15) entry will also handle files that are not associated as normal pointers identified in the PACKAGE file (#9.4) under the AFFECTS RECORD MERGE subfile with special processing routines.



**CAUTION: If a file has related files that are not normal pointers, they should be handled only as entries in the duplicate record file and the Kernel Toolkit options used for merges involving the file.**

The merge utility of Kernel Toolkit as revised by Kernel Toolkit Patch XT\*7.3\*23 provides an entry point that is available to developers for the merging of one or more pairs of records (a FROM record and a TO record) in a specified file. The merge process merges the data of the FROM record into that of the TO record and deletes the FROM record, restoring by a hard set only the zero node with the .01 value on it until the merge process is completed (such that any references to that location via pointers will not error out). Any files that contain entries DINUMed with the data pairs are then also merged (and any files that are related to them by DINUM as well). Any pointers that can be identified rapidly by cross-references are modified so that references for the FROM entry become references to the TO entry instead. Following this, any files that contain other pointers are searched entry by entry to test for pointers to a FROM entry, and when found are modified to reference the TO entry. This search for pointer values is the most time consuming part of the entire process and may take an extended period depending upon the number of files that must be searched, the number of entries in those files, and how many levels at which subfiles pointers may be located. Since the search through these files will take the same period of time independent of the number of pairs that are being merged, it is suggested that as many pairs as convenient be combined in one process. At the end of the conversion of these pointers, the zero node stubs will be removed from the primary file and all related DINUMed files.

The merge process is a single job that is tracked with frequent updates on location and status from start to finish. The job can be stopped at any time if necessary using TaskMan utilities (or in the event of a system crash, etc.) and restarted at the point of interruption at a later time.

The manner in which data is merged.

When a primary file or a DINUMed files entries are merged, any top level (single value) fields that are present in the FROM entry that are not present in the TO entry will be merged into the TO entries data. Any of these fields that contain cross-references will be entered using a VA FileMan utility (FILE^DIE) so that the cross-references will be fired. Other fields (those without cross-references) will be directly set into the data global.

If a subfile entry (Multiple) exists in the FROM record that is not present in the TO record (as identified by the .01 value), that entry will be created with a VA FileMan utility (UPDATE^DIE) and the rest of the subfile merged over into the TO record and the cross-references within the subfile and any descendent subfiles run.

If a subfile entry (Multiple) exists in the FROM record and an identical .01 value exists in the TO record, the subfile in the FROM record will be searched for any descendent subfiles that are not present in the TO record subfile. If such a subfile is found it will be merged into the subfile in the TO record and any cross-references in the merged subfile run.

For fields that are simple pointers to the primary file (or any other file DINUMed to the primary file) the reference to the FROM record will be changed to a reference to the TO record. If the field contains a cross-reference this editing will be performed using a VA FileMan Utility call (FILE^DIE), otherwise it will be set directly into the global node.

## 25.4.1 EN^XDRMERG(): Merge File Entries

**Reference Type** Supported

**Category** Toolkit—Duplicate Record Merge

**IA #** 2365

**Description** This API provides for merging of one or more pairs of records in a specified file. This entry point takes two (2) arguments, the file number (a numeric value) and a closed reference to the location where the program will find an array with subscripts indicating the record pairs to be merged (a text value).

**Format** EN^XDRMERG(file,arraynam)

**Input Parameters** file: (required) Specifies the FILE NUMBER of the file in which the indicated entries are to be merged.

arraynam: (required) This variable contains the name of the array as a closed root under which the subscripts indicating the FROM and TO entries will be found. The data may have either two or four subscripts descendent from the array, which is passed.



**REF:** For examples of its usage, see the introductory text for this topic.

## Examples

The following command would result in record pairs specified as subscripts in the array MYLOC to be merged in a hypothetical file #999000014:

```
D EN^XDRMERG(999000014, "MYLOC")
```

The array MYLOC might have been set up prior to this call in the following manner (or any equivalent way) where the subscripts represent the internal entry numbers of the FROM and TO records, respectively.

```
S MYLOC(147,286)=" ",MYLOC(182,347)=" ",MYLOC(2047,192)=" "
S MYLOC(837,492)=" ",MYLOC(298,299)=" "
```

This would result in five record pairs being merged with record 147 (the FROM record) being merged into record 286 (the TO record), record 182 being merged into record 347, etc., to record 298 being merged into 299. Merges using the two subscript format will occur without a specific record of the entries prior to the merge (The internal entry numbers merged would be recorded under the file number in XDR REPOINTED ENTRY file [#15.3]) An alternative is a four subscript format for the data array that uses variable pointer formats for the FROM and TO records as the third and fourth subscripts. If the merge is performed with this four subscript array, then a premerge image of the data of both the FROM and TO records in the primary file and all other merged files (those related by DINUM) and information on all single value pointer values modified is stored in the MERGE IMAGE file (#15.4).

For the sample data above [assuming that the global root for the hypothetical file #999000014 is ^DIZ(999000014,)] the four subscript array might be generated using the following code:

```
S MYROOT=";DIZ(999000014," <--- note the leading ^ is omitted
S MYLOC(147,286,147_MYROOT,286_MYROOT)=" "
S MYLOC(182,347,182_MYROOT,347_MYROOT)=" "
S MYLOC(2047,192,2047_MYROOT,192_MYROOT)=" "
S MYLOC(837,492,837_MYROOT,492_MYROOT)=" "
S MYLOC(298,299,298_MYROOT,299_MYROOT)=" "
;
D EN^XDRMERG(999000014, "MYLOC")
```

**Exclusion of Multiple Pairs For a Record**—To insure that there are no unanticipated problems due to relationships between a specific record in multiple merges, prior to actually merging any data the various FROM and TO records included in the process are examined, and if one record is involved in more than one merge, all except the first pair of records involving that one are excluded from the merge. If any pairs are excluded for this reason, a mail message is generated to the individual responsible for the merge process as indicated by the DUZ.

If the following entries were included in the MYLOC array:

```
MYLOC(128,247)
MYLOC(128,536) and
MYLOC(247,128)
```

Only the first of these entries (based on the numeric sorting of the array) would be permitted to remain in the merge process, while the other two pairs would be omitted). And although it may seem unlikely that someone would indicate that a record should be merged into two different locations, while another location should be merged into one that was merged away, if the pairs are selected automatically and

checks are not included to prohibit such behavior, they will show up. That is why the merge process will not include more than one pair with a specific record in it.

### 25.4.1.1.1 Problems Related To Data Entry While Merging

The Merge Process has been designed to combine data associated with the two records in the manner described above. On occasion, however, there are problems that cause VA FileMan to reject the data that is being entered. This may happen for a number of reasons. Some examples that have been observed include:

- Clinics that had been changed so they no longer were indicated as Clinics (so they would not add to the number that people had to browse through to select a clinic), but were rejected since the input transform checked that they be clinics.
- Pointer values that no longer had a valid value in the pointed to file (dangling pointers).
- Fields that have input transforms that prohibit data entry.

It is possible to use a validity checker on your data prior to initiating the actual merge process (this is the action taken by merges working from the Potential Duplicate file). The data pairs are processed in a manner similar to the actual merge, so only that data in any of the files that would be merged and for which the data would be entered using VA FileMan utilities for the specific pair are checked to insure they will pass the input transform. Any problems noted are incorporated into a mail message for resolution prior to attempting to merge the pair again, and the pair is removed from the data array that was passed in. Pairs that pass through this checking should not encounter any data problems while being merged.

## 25.4.2 RESTART^XDRMERG(): Merge File Entries

|                         |                                                                                                                                                                                                                                                                                                                                                                                                                                                                        |
|-------------------------|------------------------------------------------------------------------------------------------------------------------------------------------------------------------------------------------------------------------------------------------------------------------------------------------------------------------------------------------------------------------------------------------------------------------------------------------------------------------|
| <b>Reference Type</b>   | Supported                                                                                                                                                                                                                                                                                                                                                                                                                                                              |
| <b>Category</b>         | Toolkit—Duplicate Record Merge                                                                                                                                                                                                                                                                                                                                                                                                                                         |
| <b>IA #</b>             | 2365                                                                                                                                                                                                                                                                                                                                                                                                                                                                   |
| <b>Description</b>      | This API is used to restart a merge that has been stopped. The information necessary for restarting can be viewed using the CHKLOCAL^XDRMERG2 API (see LOCAL MERGE STATUS).                                                                                                                                                                                                                                                                                            |
| <b>Format</b>           | RESTART^XDRMERG( <i>file</i> , <i>arraynam</i> , <i>phase</i> , <i>currfile</i> , <i>currien</i> )                                                                                                                                                                                                                                                                                                                                                                     |
| <b>Input Parameters</b> | <p><b>file:</b> (required) Specifies the FILE NUMBER of the file in which the indicated entries are to be merged.</p> <p><b>arraynam:</b> (required) This variable contains the name of the array as a closed root under which the subscripts indicating the FROM and TO entries will be found. The data may have either two or four subscripts descendent from the array, which is passed. Please see the overall description provided for examples of its usage.</p> |

|           |                                                                                                                                                                                                                                                                                                                                                                                                                                                                                                                                                                     |
|-----------|---------------------------------------------------------------------------------------------------------------------------------------------------------------------------------------------------------------------------------------------------------------------------------------------------------------------------------------------------------------------------------------------------------------------------------------------------------------------------------------------------------------------------------------------------------------------|
| phase:    | (required) This variable indicates the phase of the merge process in which the merge should be restarted. The value is a number in the range of 1 to 3, with no decimal places. Phase 1 is usually quite short and is the merge of the specified entries in the primary file. Phase 2 is the merging of entries in files that are DINUMed to the primary file and changing pointers that can be identified from cross-references. Phase 3 is finding pointer values by searching each entry in a file. This will usually be the longest phase of the merge process. |
| currfile: | (required) This is the current file NUMBER on which the merge process is operating.                                                                                                                                                                                                                                                                                                                                                                                                                                                                                 |
| currien:  | (required) This is the current internal entry number in the file on which the merge process is operating.                                                                                                                                                                                                                                                                                                                                                                                                                                                           |

### 25.4.3 SAVEMERG^XDRMERGB(): Save Image of Existing and Merged Data

|                         |                                                                                                                                                                                                                                                                                                                                                                                                                                                                                                                                                                                                                                                                                                                                                                            |          |                                                                                                                |          |                                                                                                     |        |                                                                                                        |
|-------------------------|----------------------------------------------------------------------------------------------------------------------------------------------------------------------------------------------------------------------------------------------------------------------------------------------------------------------------------------------------------------------------------------------------------------------------------------------------------------------------------------------------------------------------------------------------------------------------------------------------------------------------------------------------------------------------------------------------------------------------------------------------------------------------|----------|----------------------------------------------------------------------------------------------------------------|----------|-----------------------------------------------------------------------------------------------------|--------|--------------------------------------------------------------------------------------------------------|
| <b>Reference Type</b>   | Controlled Subscription                                                                                                                                                                                                                                                                                                                                                                                                                                                                                                                                                                                                                                                                                                                                                    |          |                                                                                                                |          |                                                                                                     |        |                                                                                                        |
| <b>Category</b>         | Toolkit—Duplicate Record Merge                                                                                                                                                                                                                                                                                                                                                                                                                                                                                                                                                                                                                                                                                                                                             |          |                                                                                                                |          |                                                                                                     |        |                                                                                                        |
| <b>IA #</b>             | 2338                                                                                                                                                                                                                                                                                                                                                                                                                                                                                                                                                                                                                                                                                                                                                                       |          |                                                                                                                |          |                                                                                                     |        |                                                                                                        |
| <b>Description</b>      | <p>During special processing related to the Patient Merge, the routine IBAXDR needs to call the entry point SAVEMERG^XDRMERGB. This API is used to save the file image of an entry involved in the merge process when only one of the entries (the entry being merged or the entry being merged into) is present in [FILENUM]. Normally, the merge process would handle when it can identify a FROM or a TO entry that is not present based on the DINUMed values. For [FILENUM], however, the internal entry numbers are determined from the "B"-cross- reference, and missing entries need to be handled separately.</p> <p>This API acts to save an image of the currently existing data for the merge entry and merged into entry in the MERGE IMAGE file (#15.4).</p> |          |                                                                                                                |          |                                                                                                     |        |                                                                                                        |
| <b>Format</b>           | SAVEMERG^XDRMERGB([filenum], ienfrom, iento)                                                                                                                                                                                                                                                                                                                                                                                                                                                                                                                                                                                                                                                                                                                               |          |                                                                                                                |          |                                                                                                     |        |                                                                                                        |
| <b>Input Parameters</b> | <table> <tr> <td>filenum:</td> <td>(required) This is the file number for the file that is being merged and for which the images are to be saved.</td> </tr> <tr> <td>ienfrom:</td> <td>(required) The internal entry number of the FROM entry (the entry being merged into another entry).</td> </tr> <tr> <td>iento:</td> <td>(optional) The internal entry number of the TO entry (the entry into which the entry is being merged).</td> </tr> </table>                                                                                                                                                                                                                                                                                                                 | filenum: | (required) This is the file number for the file that is being merged and for which the images are to be saved. | ienfrom: | (required) The internal entry number of the FROM entry (the entry being merged into another entry). | iento: | (optional) The internal entry number of the TO entry (the entry into which the entry is being merged). |
| filenum:                | (required) This is the file number for the file that is being merged and for which the images are to be saved.                                                                                                                                                                                                                                                                                                                                                                                                                                                                                                                                                                                                                                                             |          |                                                                                                                |          |                                                                                                     |        |                                                                                                        |
| ienfrom:                | (required) The internal entry number of the FROM entry (the entry being merged into another entry).                                                                                                                                                                                                                                                                                                                                                                                                                                                                                                                                                                                                                                                                        |          |                                                                                                                |          |                                                                                                     |        |                                                                                                        |
| iento:                  | (optional) The internal entry number of the TO entry (the entry into which the entry is being merged).                                                                                                                                                                                                                                                                                                                                                                                                                                                                                                                                                                                                                                                                     |          |                                                                                                                |          |                                                                                                     |        |                                                                                                        |

**Output** image: Stored image.

## 25.5 Toolkit—HTTP Client APIs

The Kernel Toolkit Hypertext Transfer Protocol (HTTP) Client Helper software release adds a new tool in a set of Infrastructure software tools that developers can use. HTTP is a fast and reliable way for an application to collect data from another source. Kernel Toolkit Patch XT\*7.3\*123 allows Vista to tap into this information and retrieve Web data.

This code was developed by another Vista application that had a pressing need for this capability. The Kernel Toolkit development team is providing it as generic tool so that other developers may use its functionality for their needs. For example:

- **KIDS:** Uses it to get the checksums from FORUM of patches that are sent in a Host File System (HFS) file.
- **Pharmacy:** Uses it to request the printing of FDA data sheets.



**NOTE:** XTHC\* routines are part of the HTTP Client Helper application for developers.

### 25.5.1 \$\$GETURL^XTHC10: Return URL Data Using HTTP

|                         |                                                                                                                                                                                                                                                                                                                                                                                                                                                                                                                                                                                                               |
|-------------------------|---------------------------------------------------------------------------------------------------------------------------------------------------------------------------------------------------------------------------------------------------------------------------------------------------------------------------------------------------------------------------------------------------------------------------------------------------------------------------------------------------------------------------------------------------------------------------------------------------------------|
| <b>Reference Type</b>   | Supported                                                                                                                                                                                                                                                                                                                                                                                                                                                                                                                                                                                                     |
| <b>Category</b>         | Toolkit—HTTP Client Helper                                                                                                                                                                                                                                                                                                                                                                                                                                                                                                                                                                                    |
| <b>IA #</b>             | 5553                                                                                                                                                                                                                                                                                                                                                                                                                                                                                                                                                                                                          |
| <b>Description</b>      | This extrinsic function returns the HTTP status code and description for the input URL using the HTTP Client Helper 1.0 software. This API was introduced with Kernel Toolkit Patch XT*7.3*123.                                                                                                                                                                                                                                                                                                                                                                                                               |
| <b>Format</b>           | <code>\$\$GETURL^XTHC10(url[,xt8flg][[,xt8rdat][[,xt8rhdr][[,xt8sdat][[,xt8shdr]])</code>                                                                                                                                                                                                                                                                                                                                                                                                                                                                                                                     |
| <b>Input Parameters</b> | <p><b>url:</b> (required) Universal Resource Locator (URL):</p> <p style="padding-left: 40px;"><code>http://host:port/path</code></p> <p><b>xt8flg:</b> (optional) Timeout and flags to control processing. If the value of this parameter starts from a number then this number is used as a value of the timeout (in seconds). Otherwise, the default value of 5 seconds is used.</p> <p><b>xt8rdat:</b> (optional) Closed root of the variable where the message body is returned. Data is stored in consecutive nodes. If a line is longer than 245 characters, only 245 characters are stored in the</p> |



corresponding node. After that, overflow sub-nodes are created. For example:

```
@XT8DATA@(1) = " <html> "
@XT8DATA@(2) = " <head><title>VistA</title></head> "
@XT8DATA@(3) = " <body> "
@XT8DATA@(4) = " <p> "
@XT8DATA@(5) = "Beginning of a very long line"
@XT8DATA@(5,1) = "Continuation #1 of the long line"
@XT8DATA@(5,2) = "Continuation #2 of the long line"
@XT8DATA@(5,...) = ...
@XT8DATA@(6) = " </p> "
```

**.xt8hdr** (optional) Reference to a local variable where the parsed headers are returned. Header names are converted to uppercase; the values are left "as is". The root node contains the status line. For example:

```
XT8HDR = "HTTP/1.0 200 OK"
XT8HDR("CACHE-CONTROL") = "private"
XT8HDR("CONNECTION") = "Keep-Alive"
XT8HDR("CONTENT-LENGTH") = "2690"
XT8HDR("CONTENT-TYPE") = "text/html"
XT8HDR("DATE") = "Fri, 26 Sep 2003 16:04:10 GMT"
XT8HDR("SERVER") = "GWS/2.1"
```

**xt8sdat** (optional) Closed root of a variable containing the body of the request message. Data should be formatted as described in the **xtT8rdat** parameter.



**NOTE:** If this parameter is defined (i.e., not empty) and the referenced array contains data, then the POST request is generated. Otherwise, the GET request is sent.

**.xt8shdr** (optional) Reference to a local variable containing header values, which will be added to the request.



**Output**

**Returns:** Return values:

- <0—Error Descriptor (see the \$ERROR^XTERROR)
- >0—HTTP Status Code^Description

The most common HTTP status codes include:

| Status Code | Description                                                                                                                                                                     |
|-------------|---------------------------------------------------------------------------------------------------------------------------------------------------------------------------------|
| 200         | OK.                                                                                                                                                                             |
| 301         | Moved Permanently.<br><br>The application should either automatically update the URL with the new one from the Location response header or instruct the user on how to do this. |
| 302         | Moved Temporarily.                                                                                                                                                              |

|     |                                                                                                                                                                                                                                                                                                                                                                                                                                                                  |
|-----|------------------------------------------------------------------------------------------------------------------------------------------------------------------------------------------------------------------------------------------------------------------------------------------------------------------------------------------------------------------------------------------------------------------------------------------------------------------|
|     | <p>The application should continue using the original URL.</p> <p> <b>NOTE:</b> You will not see this code for GET requests. They are redirected automatically.</p>                                                                                                                                                                                                             |
| 303 | <p>See Other.</p> <p>The resource has moved to another URL given by the Location response header, and should be automatically retrieved by the client using the GET method. This is often used by a CGI script to redirect the client to an existing file.</p> <p> <b>NOTE:</b> You will not see this status code, because it is handled automatically inside the function.</p> |
| 400 | Bad Request.                                                                                                                                                                                                                                                                                                                                                                                                                                                     |
| 404 | Not Found.                                                                                                                                                                                                                                                                                                                                                                                                                                                       |
| 500 | <p>Server Error.</p> <p>An unexpected server error. The most common cause is a server-side script that has bad syntax, fails, or otherwise cannot run correctly.</p>                                                                                                                                                                                                                                                                                             |



**REF:** For more details, visit the following Website:  
<http://www.faqs.org/rfcs/rfc1945.html>

## 25.5.2 \$\$ENCODE^XTHCURL: Encodes a Query String

**Reference Type** Supported

**Category** Toolkit—HTTP Client Helper

**IA #** 5554

**Description** This extrinsic function returns an encoded query string used by the \$\$MAKEURL^XTHCURL: Creates a URL from Components API using the HTTP Client Helper 1.0 software. This API was introduced with Kernel Toolkit Patch XT\*7.3\*123.

**Format** \$\$ENCODEURL^XTHCURL(string)

**Input Parameters** string: (required) Query string used by the \$\$MAKEURL^XTHCURL:

Creates a URL from Components API.

**Output** Returns: Returns encoded string.

### Example

```
W $$ENCODE^XTHCURL("1301+clay+st.,Oakland,CA")
1301%2Bclay%2Bst.%2COakland%2CCA
```

## 25.5.3 \$\$MAKEURL^XTHCURL: Creates a URL from Components

**Reference Type** Supported

**Category** Toolkit—HTTP Client Helper

**IA #** 5554

**Description** This extrinsic function returns a URL created from input components using the HTTP Client Helper 1.0 software. This API was introduced with Kernel Toolkit Patch XT\*7.3\*123.

**Format** \$\$MAKEURL^XTHCURL(host[,port][,path][,.query])

**Input Parameters**

|        |                                                                                                                         |
|--------|-------------------------------------------------------------------------------------------------------------------------|
| host:  | (required) The Fully Qualified Domain Name (FQDN) or Internet Protocol (IP) address of the system to which it connects. |
| port   | (optional) The port to use is if not Port 80.                                                                           |
| path   | (optional) The path to the page.                                                                                        |
| .query | (optional) An array of query parameters.                                                                                |

**Output** Returns: Returns URL.

### Example

```
>S host="http://maps.google.com"
>S path="maps/api/staticmap"
>S query("center")="1301+clay+st.,Oakland,CA"
>S query("zoom")=14
>S query("size")="512x512"
>S query("maptype")="roadmap"
>S query("sensor")="false"
>W $$MAKEURL^XTHCURL(host,,path,.query)

http://maps.google.com/maps/api/staticmap?center=1301%2Bclay%2Bst.%2COakland%2CCA&m
aptype=roadmap&sensor=false&size=512x512&zoom=14
```

## 25.5.4 \$\$PARSEURL^XTHCURL: Parses a URL

|                         |                                                                                                                                               |
|-------------------------|-----------------------------------------------------------------------------------------------------------------------------------------------|
| <b>Reference Type</b>   | Supported                                                                                                                                     |
| <b>Category</b>         | Toolkit—HTTP Client Helper                                                                                                                    |
| <b>IA #</b>             | 5554                                                                                                                                          |
| <b>Description</b>      | This extrinsic function parses a URL using the HTTP Client Helper 1.0 software. This API was introduced with Kernel Toolkit Patch XT*7.3*123. |
| <b>Format</b>           | <code>\$\$PARSEURL^XTHCURL(url)</code>                                                                                                        |
| <b>Input Parameters</b> | url: (required) Input URL.                                                                                                                    |
| <b>Output</b>           | Returns: Returns parsed URL.                                                                                                                  |

### Example

```
D PARSEURL^XTHCURL("http://cgi.forum.va.gov:6100/tpl/PKGLST",.ZH,.ZP,.ZA)
W ZH,!,ZP,!,ZA
```

```
cgi.forum.va.gov
6100
/tpl/PKGLST
```

## 25.5.5 \$\$DECODE^XTHCUTL: Decodes a String

|                         |                                                                                                                                                           |
|-------------------------|-----------------------------------------------------------------------------------------------------------------------------------------------------------|
| <b>Reference Type</b>   | Supported                                                                                                                                                 |
| <b>Category</b>         | Toolkit—HTTP Client Helper                                                                                                                                |
| <b>IA #</b>             | 5555                                                                                                                                                      |
| <b>Description</b>      | This extrinsic function returns a decoded string using the HTTP Client Helper 1.0 software. This API was introduced with Kernel Toolkit Patch XT*7.3*123. |
| <b>Format</b>           | <code>\$\$DECODE^XTHCUTL(string)</code>                                                                                                                   |
| <b>Input Parameters</b> | string: (required) Input string to be decoded.                                                                                                            |

**Output**

Returns: Returns decoded string. It replaces the following characters:

- &lt; with <
- &gt; with >
- &amp; with &
- &nbsp; with " "
- &apos; with '
- &quot; with "
- &#65; with A

## 25.6 Toolkit—KERMIT APIs

### 25.6.1 RECEIVE^XTKERMIT: Load a File into the Host

|                       |                                     |
|-----------------------|-------------------------------------|
| <b>Reference Type</b> | Supported                           |
| <b>Category</b>       | Toolkit—KERMIT                      |
| <b>IA #</b>           | 10095                               |
| <b>Description</b>    | The API loads a file into the host. |
| <b>Format</b>         | RECEIVE^XTKERMIT                    |

Make sure to perform the following steps before calling this API:

- NEW all non-namespaced variables.
- Set all input variables.
- Call the API.

|                                                 |                |                                                                                                                                                                                                                                                                                                                                                                                                                                                                          |
|-------------------------------------------------|----------------|--------------------------------------------------------------------------------------------------------------------------------------------------------------------------------------------------------------------------------------------------------------------------------------------------------------------------------------------------------------------------------------------------------------------------------------------------------------------------|
| <b>Variables to call from outside of KERMIT</b> | <b>XTKDIC:</b> | (required) Set XTKDIC to VA FileMan type global root.                                                                                                                                                                                                                                                                                                                                                                                                                    |
|                                                 | <b>DWLC:</b>   | (required) Set DWLC to last current data node.<br><br>Return DWLC to last data node, XTKDIC is KILLED.                                                                                                                                                                                                                                                                                                                                                                   |
|                                                 | <b>TIREF:</b>  | (optional) Set XTKMODE as follows to send/receive: <ul style="list-style-type: none"> <li>• 0—Send/Receive in IMAGE mode (no conversion).</li> <li>• 1—Send/Receive in DATA mode (just convert control character).</li> <li>• 2—Send/Receive as TEXT (VA FileMan word-processing). Text mode sends a carriage return (CR) after each global node; makes a new global node for each CR received. XTKMODE set to 2 would be normal for most VistA applications.</li> </ul> |

## 25.6.2 RFILE^XTKERM4: Add Entries to Kermit Holding File

|                       |                                                                                                                                                                                                                                                                                                                                |
|-----------------------|--------------------------------------------------------------------------------------------------------------------------------------------------------------------------------------------------------------------------------------------------------------------------------------------------------------------------------|
| <b>Reference Type</b> | Supported                                                                                                                                                                                                                                                                                                                      |
| <b>Category</b>       | Toolkit—KERMIT                                                                                                                                                                                                                                                                                                                 |
| <b>IA #</b>           | 2075                                                                                                                                                                                                                                                                                                                           |
| <b>Description</b>    | This API allows access to the KERMIT HOLDING file (#8980) and the API that adds entries to it, RFILE^XTKERM4. The "AOK" cross-reference of the KERMIT HOLDING file (#8980) can be checked to see if the user has an entry in the KERMIT HOLDING file (#8980). If not, RFILE^XTKERM4 can be called to add an entry to the file. |



**NOTE:** A call to RFILE^XTKERM4 will allow a user to add or select an entry in the KERMIT HOLDING file (#8980).

**Format** RFILE^XTKERM4

Make sure to perform the following steps before calling this API:

- NEW all non-namespaced variables.
- Set all input variables.
- Call the API.

|                         |         |                                                                                                                                                                     |
|-------------------------|---------|---------------------------------------------------------------------------------------------------------------------------------------------------------------------|
| <b>Output Variables</b> | XTKDIC: | This variable returns the global root and is a calling variable used by calls to RECEIVE^XTKERMIT: Load a File into the Host or SEND^XTKERMIT: Send Data from Host. |
|                         | XTMODE: | This variable is returned, it is used as input to calls to RECEIVE^XTKERMIT: Load a File into the Host or SEND^XTKERMIT: Send Data from Host.                       |

## 25.6.3 SEND^XTKERMIT: Send Data from Host

|                       |                               |
|-----------------------|-------------------------------|
| <b>Reference Type</b> | Supported                     |
| <b>Category</b>       | Toolkit—KERMIT                |
| <b>IA #</b>           | 10095                         |
| <b>Description</b>    | The API sends data from host. |
| <b>Format</b>         | SEND^XTKERMIT                 |

Make sure to perform the following steps before calling this API:

- NEW all non-namespaced variables.
- Set all input variables.
- Call the API.

**Variables to call  
from outside of  
KERMIT**

- |         |                                                                                                                                                                                                                                                                                                                                                                                                                                                                      |
|---------|----------------------------------------------------------------------------------------------------------------------------------------------------------------------------------------------------------------------------------------------------------------------------------------------------------------------------------------------------------------------------------------------------------------------------------------------------------------------|
| XTKDIC: | (required) Set XTKDIC to VA FileMan type global root.                                                                                                                                                                                                                                                                                                                                                                                                                |
| DWLC:   | (required) Set DWLC to last current data node.<br><br>Return DWLC to last data node, XTKDIC is KILLED.                                                                                                                                                                                                                                                                                                                                                               |
| TIREF:  | (optional) Set XTKMODE as follows to send/receive: <ul style="list-style-type: none"><li>• 0—Send/Receive in IMAGE mode (no conversion).</li><li>• 1—Send/Receive in DATA mode (just convert control character).</li><li>• 2—Send/Receive as TEXT (VA FileMan word-processing). Text mode sends a carriage return (CR) after each global node; makes a new global node for each CR received. XTKMODE set to 2 would be normal for most VistA applications.</li></ul> |



## 25.7 Toolkit—Multi-Term Look-Up (MTLU) APIs

### 25.7.1 How to Override

If files are fully configured for the special Multi-Term Look-Up, all standard VA FileMan lookups invoke MTLU. The following procedures can be taken to override MTLU:

- Users can enter an accent grave (`) as a prefix to request a lookup by the Internal Entry Number (IEN).
- Users can enter a tilde (~) as a prefix to force a standard VA FileMan lookup.



**NOTE:** In the event that a search produces no matches, MTLU continues with a standard VA FileMan search by default.

- Developers can override MTLU by setting the variable `XTLKUT=""` prior to referencing the file and KILLing it upon exit, or set `DIC(0)` to include "I":

```
S DIC=81,DIC(0)="AEMQI",X="" D ^DIC
```

### 25.7.2 Application Program Interfaces

#### 25.7.2.1 MTLU and VA FileMan Supported Calls

Developers can perform any supported VA FileMan calls on files fully configured for MTLU.

The preferred method of performing lookups from Programmer mode is to add the target file to the LOCAL LOOKUP file (#8984.4) and call `LKUP^XTLKMGR`. However, Multi-Term Look-Ups can be performed on any VA FileMan file, even if it has not been configured for use by MTLU. Using the developer API, the lookup can be performed using any index contained within the file, such as a VA FileMan KWIC cross-reference.

|                                  |                               |                                                                                |
|----------------------------------|-------------------------------|--------------------------------------------------------------------------------|
| <b>Entry Point:</b>              | XTLKKWL                       |                                                                                |
| <b>Required Input Variables:</b> | (XTLKGBL,<br>XTLKKSCH("GBL")) | This is the global root (same as DIC).                                         |
|                                  | XTLKKSCH("DSPLY")             | This variable displays the routine. For example:<br><code>DGEN^XTLKKWLD</code> |
|                                  | XTLKKSCH("INDEX"<br>)         | Cross-reference selected by the developer for performing a multi-term lookup.  |
|                                  | XTLKKX                        | This is the user input.                                                        |

**Optional Input Variables:** XTLKSAY

This variable equals 1 or 0. If XTLKSAY = 1, MTLU displays details during the lookup.



**NOTE:** The purpose of XTLKSAY is to control the degree of output to the screen, not the amount of "file information" displayed.

XTLKHLP

Executable code to display custom help.

### 25.7.2.2 Kernel Toolkit Enhanced APIs

Programmer calls to MTLU-configured files return all standard VA FileMan variables (i.e., Y, DTOUT, DUOUT, DIROUT, and DIRUT).

The programmer's API for performing a lookup has been enhanced functionally, simplified, and converted to a procedure call.

Procedure calls provide full, non-interactive management of the following MTLU control files: LOCAL KEYWORD (#8984.1), LOCAL SHORTCUT (#8984.2), LOCAL SYNONYM (#8984.3), and LOCAL LOOKUP (#8984.4).

All procedure calls are contained in the routine ^XTLKMGR.

Errors are returned in the XTLKER() array. KILL this array before calling any of these new procedure calls, and check the array after returning from the calls. All calls require that the target file be defined in the LOCAL LOOKUP file (#8984.4). If removing an entry from the LOCAL LOOKUP file (#8984.4), all shortcuts, synonyms, and keywords associated with that file *must* be deleted first.

### 25.7.3 XTLKKWL^XTLKKWL: Perform Supported VA FileMan Calls on Files Configured for MTLU

**Reference Type** Supported

**Category** Toolkit—Multi-Term Look-Up (MTLU)


**IA #** 10122

**Description** This API lets developers perform any supported VA FileMan calls on files configured for MTLU. To ignore the special lookup routine, XTLKDICL, be sure that DIC(0) includes an "I." Alternatively, multi-term lookups can be performed on any VA FileMan file, even if it has not been configured for primary use by MTLU. Using the programmer API, the lookup can be performed using any index contained within the file, such as a VA FileMan KWIC cross-reference.

**Format** XTLKKWL^XTLKKWL

Make sure to perform the following steps before calling this API:

- NEW all non-namespaced variables.
- Set all input variables.
- Call the API.

|                         |                              |                                                                                                                                                                                                                                    |
|-------------------------|------------------------------|------------------------------------------------------------------------------------------------------------------------------------------------------------------------------------------------------------------------------------|
| <b>Input Variables</b>  | XTLKGBL,<br>XTLKKSCH("GBL"); | (required) This is the global root (same as DIC).                                                                                                                                                                                  |
|                         | XTLKKSCH("DSPLY");           | (required) This variable displays the routine. For example: DGEN^XTLKKWLD                                                                                                                                                          |
|                         | XTLKKSCH("INDEX")            | (required) Cross-reference selected by the developer for performing a MTLU.                                                                                                                                                        |
|                         | XTLKX:                       | (required) This is the user input.                                                                                                                                                                                                 |
|                         | XTLKSAY:                     | (optional) XTLKSAY=1 or 0 (If 1, MTLU will display details during lookup)                                                                                                                                                          |
|                         | XTLKHLP                      | (optional) XTLKHLP=Executable code to display custom help                                                                                                                                                                          |
| <b>Output Variables</b> | XTLKSAY:                     | Returns: <ul style="list-style-type: none"> <li>• 1—MTLU displays details during the lookup.</li> <li>• 0</li> </ul>                                                                                                               |
|                         |                              |  <b>NOTE:</b> The purpose of XTLKSAY variable is to control the degree of output to the screen, not the amount of "file information" displayed. |
|                         | XTLKHLP:                     | Executable code to display custom help.                                                                                                                                                                                            |

## 25.7.4 DK^XTLKMGR(): Delete Keywords from the Local Keyword File

|                       |                                                                  |
|-----------------------|------------------------------------------------------------------|
| <b>Reference Type</b> | Supported                                                        |
| <b>Category</b>       | Toolkit—Multi-Term Look-Up (MTLU)                                |
| <b>IA #</b>           | 10153                                                            |
| <b>Description</b>    | This API deletes keywords from the LOCAL KEYWORD file (#8984.1). |
| <b>Format</b>         | DK^XTLKMGR(xtlk1, xtlk2)                                         |

|                         |        |                                                                                                                      |
|-------------------------|--------|----------------------------------------------------------------------------------------------------------------------|
| <b>Input Parameters</b> | xtlk1: | (required) File name.                                                                                                |
|                         | xtlk2: | (required) Leave undefined to delete all keywords for a given target file or pass in an array for selected keywords. |

### 25.7.5 DLL^XTLKMGR(): Delete an Entry from the Local Lookup File

|                       |                                                                 |
|-----------------------|-----------------------------------------------------------------|
| <b>Reference Type</b> | Supported                                                       |
| <b>Category</b>       | Toolkit—Multi-Term Look-Up (MTLU)                               |
| <b>IA #</b>           | 10153                                                           |
| <b>Description</b>    | This API deletes an entry from the LOCAL LOOKUP file (#8984.4). |
| <b>Format</b>         | DLL^XTLKMGR(xtlk1)                                              |

Make sure to perform the following steps before calling this API:

- NEW all non-namespaced variables.
- Set all input variables.
- Call the API.

|                         |                      |                                                                                                                 |
|-------------------------|----------------------|-----------------------------------------------------------------------------------------------------------------|
| <b>Input Parameter</b>  | xtlk1:               | (required) The associated filename or number.                                                                   |
| <b>Output Variables</b> | XTLKER(1, filename): | File is not in the LOCAL LOOKUP file (#8984.4).                                                                 |
|                         | XTLKER               | Entries exist for keywords, shortcuts, or synonyms for the associated file. These <i>must</i> be deleted first. |

### 25.7.6 DSH^XTLKMGR(): Delete Shortcuts from the Local Shortcut File

|                       |                                                                    |
|-----------------------|--------------------------------------------------------------------|
| <b>Reference Type</b> | Supported                                                          |
| <b>Category</b>       | Toolkit—Multi-Term Look-Up (MTLU)                                  |
| <b>IA #</b>           | 10153                                                              |
| <b>Description</b>    | This API deletes shortcuts from the LOCAL SHORTCUT file (#8984.2). |
| <b>Format</b>         | DSH^XTLKMGR(xtlk1, xtlk2)                                          |

|                         |        |                                                                                                                        |
|-------------------------|--------|------------------------------------------------------------------------------------------------------------------------|
| <b>Input Parameters</b> | xtlk1: | (required) File name.                                                                                                  |
|                         | xtlk2: | (required) Leave undefined to delete all shortcuts for a given target file or pass in an array for selected shortcuts. |

### 25.7.7 DSY^XTLKMGR(): Delete Synonyms from the Local Synonym File

|                         |                                                                                                                                            |
|-------------------------|--------------------------------------------------------------------------------------------------------------------------------------------|
| <b>Reference Type</b>   | Supported                                                                                                                                  |
| <b>Category</b>         | Toolkit—Multi-Term Look-Up (MTLU)                                                                                                          |
| <b>IA #</b>             | 10153                                                                                                                                      |
| <b>Description</b>      | This API deletes synonyms from the LOCAL SYNONYM file (#8984.3).                                                                           |
| <b>Format</b>           | DSY^XTLKMGR(xtlk1, xtlk2)                                                                                                                  |
| <b>Input Parameters</b> | xtlk1: (required) File name.                                                                                                               |
|                         | xtlk2: (required) Leave this parameter undefined to delete all synonyms for a given target file or pass in an array for selected synonyms. |

### 25.7.8 K^XTLKMGR(): Add Keywords to the Local Keyword File

|                       |                                                             |
|-----------------------|-------------------------------------------------------------|
| <b>Reference Type</b> | Supported                                                   |
| <b>Category</b>       | Toolkit—Multi-Term Look-Up (MTLU)                           |
| <b>IA #</b>           | 10153                                                       |
| <b>Description</b>    | This API adds Keywords to the LOCAL KEYWORD file (#8984.1). |
| <b>Format</b>         | K^XTLKMGR(xtlk1, xtlk2, xtlk3)                              |

Make sure to perform the following steps before calling this API:

- NEW all non-namespaced variables.
- Set all input variables.
- Call the API.

|                         |                      |                                                      |
|-------------------------|----------------------|------------------------------------------------------|
| <b>Input Parameters</b> | xtlk1:               | (required) Associated file.                          |
|                         | xtlk2:               | (required) Code in the associated file.              |
|                         | xtlk3:               | (required) Keyword.                                  |
| <b>Output Variables</b> | XTLKER(1, filename): | File not defined in the LOCAL LOOKUP file (#8984.4). |
|                         | XTLKER(2, code):     | The code is not in the associated file.              |
|                         | XTLKER(3, synonym):  | The keyword could <i>not</i> be added.               |

## 25.7.9 L^XTLKMGR(): Define a File in the Local Lookup File

**Name** L^XTLKMGR(): Define a file in the LOCAL LOOKUP file (#8984.4).

**Reference Type** Supported

**Category** Toolkit—Multi-Term Look-Up (MTLU)

**IA #** 10153

**Description** This API defines a file in the LOCAL LOOKUP file (8984.4). Adding the target file here does *not* automatically place the special lookup routine, ^XTLKDICL, in the file's Data Dictionary. Since use of this routine is at the discretion of the developer, it should be manually added via the Edit File option under VA FileMan's Utilities Menu.



**REF:** For information on the Edit File option, see the "Utility Functions" chapter in the *VA FileMan User Manual*.

**Format** L^XTLKMGR(xtlk1,xtlk2,xtlk3,xtlk4)

Make sure to perform the following steps before calling this API:

- NEW all non-namespaced variables.
- Set all input variables.
- Call the API.

**Input Parameters**

xtlk1: (required) File name or number.

xtlk2: (optional) Application-specific display protocol.

xtlk3: (required) MTLU index to use for lookups.

xtlk4: (required) Variable pointer prefix.

**Output Variable** XTLKER(1, FILENAME): File could *not* be added.

The following are examples (index and prefix can differ from actual implementation).

- For the ICD DIAGNOSIS file (#80):

```
>K XTLKER
>D L^XTLKMGR(80,"DSPLYD^XTLKKWLD","AIHS","D")
```

- For the ICD OPERATION/PROCEDURE file (#80.1):

```
>K XTLKER
>D L^XTLKMGR(80.1,"DSPLYO^XTLKKWLD","KWIC","O")
```

## 25.7.10 LKUP^XTLKMGR(): General Lookup Facility for MTLU

**Reference Type** Supported

**Category** Toolkit—Multi-Term Look-Up (MTLU)

**IA #** 10153

**Description** This API adds terms and synonyms to the LOCAL SYNONYM file (#8984.3).

**Format** LKUP^XTLKMGR(fil,xtlkx[,xtlksay][,xtlkhlp][,xtlkmore])

Make sure to perform the following steps before calling this API:

- NEW all non-namespaced variables.
- Set all input variables.
- Call the API.

**Input Parameters** fil: (required) Target file (must be defined in the LOCAL LOOKUP file (#8984.4)).

xtlkx: (required) Word or phrase to use in lookup.

xtlksay: (optional) -1, 0, or 1 (default=1). Set to "0" to minimize, "-1" to prevent screen display, "1" or "" for full screen (normal) display.



**NOTE:** The purpose of XTLKSAY is to control the degree of output to the screen, not the amount of "file information" displayed.

If screen displays are turned off, MTLU matches can be processed by checking the count in  
^TMP("XTLKHITS",\$J).  
^TMP("XTLKHITS",\$J,count)=IEN of the entry in the target file. ^TMP("XTLKHITS") should be killed after processing.

xtlkhlp: (optional) The lookup was successful.

xtlkmor: (optional) Set to "1" to continue with FileMan search (default=1).

**Output Variables**

Y=-1: File not defined in the LOCAL LOOKUP file (#8984.4).

Y=N^S: N is the internal entry number (IEN) of the entry in the file and S is the value of the .01 field for that entry.

Y=N^S^1: N and S are defined as above and the 1 indicates that this entry has just been added to the file.



**Example 1****Figure 87. Standard Lookup—Single term entered**

```

VAH,MTL>D LKUP^XTLKMGR(80,"MALIG")
(MALIG/MALIGNANT)
.....
.....
.....
The following 443 matches were found:
1: 140.1 (MAL NEO LOWER VERMILION)
 MALIGNANT NEOPLASM OF LOWER LIP, VERMILION BORDER
2: 140.3 (MAL NEO UPPER LIP, INNER)
 MALIGNANT NEOPLASM OF UPPER LIP, INNER ASPECT
3: 140.4 (MAL NEO LOWER LIP, INNER)
 MALIGNANT NEOPLASM OF LOWER LIP, INNER ASPECT
4: 140.5 (MAL NEO LIP, INNER NOS)
 MALIGNANT NEOPLASM OF LIP, UNSPECIFIED, INNER ASPECT
5: 140.6 (MAL NEO LIP, COMMISSURE)
 MALIGNANT NEOPLASM OF COMMISSURE OF LIP
Press <RET> or Select 1-5: ^
...Nothing selected. Attempting Fileman lookup.

```



**NOTE:** Pressing the <Enter> key continues listing the MTLU matches. If no selection is made, MTLU initiates a standard VA FileMan lookup (using all available cross-references).

## Example 2

Figure 88. Standard Lookup—Multiple terms entered

```
VAH,MTL>D LKUP^XTLKMGR(80,"MALIGNANCY OF THE LIP")

(LIP/LIPIDOSSES/LIPODYSTROPHY/LIPOID/LIPOMA/LIPOPOTEIN/LIPOTROPIC/LIPS
MALIGNAN/MALIGNANT)

The following words were not used in this search:
 OF
 THE

The following 12 matches were found:

 1: 140.1 (MAL NEO LOWER VERMILION)
 MALIGNANT NEOPLASM OF LOWER LIP, VERMILION BORDER

 2: 140.3 (MAL NEO UPPER LIP, INNER)
 MALIGNANT NEOPLASM OF UPPER LIP, INNER ASPECT

 3: 140.4 (MAL NEO LOWER LIP, INNER)
 MALIGNANT NEOPLASM OF LOWER LIP, INNER ASPECT

 4: 140.5 (MAL NEO LIP, INNER NOS)
 MALIGNANT NEOPLASM OF LIP, UNSPECIFIED, INNER ASPECT

 5: 140.6 (MAL NEO LIP, COMMISSURE)
 MALIGNANT NEOPLASM OF COMMISSURE OF LIP

Press <RET> or Select 1-5: ^
...Nothing selected. Attempting Fileman lookup. ??
```

**Example 3**

**Figure 89. Display minimized by setting the 3rd parameter = 0**

```
VAH,MTL>S XTLKX="MALIGNANCY OF THE LIP"
VAH,MTL>D LKUP^XTLKMGR(80,XTLKX,0)
The following 12 matches were found:
1: 140.1 (MAL NEO LOWER VERMILION)
 MALIGNANT NEOPLASM OF LOWER LIP, VERMILION BORDER
2: 140.3 (MAL NEO UPPER LIP, INNER)
 MALIGNANT NEOPLASM OF UPPER LIP, INNER ASPECT
3: 140.4 (MAL NEO LOWER LIP, INNER)
 MALIGNANT NEOPLASM OF LOWER LIP, INNER ASPECT
4: 140.5 (MAL NEO LIP, INNER NOS)
 MALIGNANT NEOPLASM OF LIP, UNSPECIFIED, INNER ASPECT
5: 140.6 (MAL NEO LIP, COMMISSURE)
 MALIGNANT NEOPLASM OF COMMISSURE OF LIP
Press <RET> or Select 1-5: ^ <Enter> ??
VAH,MTL>
```

**Example 4**

**Figure 90. MTLU with screen display turned off**

```
VAH,MTL>D LKUP^XTLKMGR(80,XTLKX,-1)
VAH,MTL>D ^%G
Global ^TMP("XTLKHITS",$J
 TMP("XTLKHITS",$J
^TMP("XTLKHITS",591795907) = 12
^TMP("XTLKHITS",591795907,1) = 167
^TMP("XTLKHITS",591795907,2) = 168
^TMP("XTLKHITS",591795907,3) = 169
^TMP("XTLKHITS",591795907,4) = 170
^TMP("XTLKHITS",591795907,5) = 171
^TMP("XTLKHITS",591795907,6) = 172
^TMP("XTLKHITS",591795907,7) = 173
^TMP("XTLKHITS",591795907,8) = 220
^TMP("XTLKHITS",591795907,9) = 221
^TMP("XTLKHITS",591795907,10) = 8595
^TMP("XTLKHITS",591795907,11) = 8623
^TMP("XTLKHITS",591795907,12) = 8624
```

**NOTE:**

"167" is the IEN of the target file.  
^ICD9(167,0) = 140.1^Y^MAL NEO LOWER VERMILION^^3^  
^ICD9(167,1) = MALIGNANT NEOPLASM OF LOWER LIP,  
VERMILION  
BORDER  
^ICD9(167,"DRG") = 64^^ VERMILION^^3^

## 25.7.11 SH^XTLKMGR(): Add Shortcuts to the Local Shortcut File

|                       |                                                               |
|-----------------------|---------------------------------------------------------------|
| <b>Reference Type</b> | Supported                                                     |
| <b>Category</b>       | Toolkit—Multi-Term Look-Up (MTLU)                             |
| <b>IA #</b>           | 10153                                                         |
| <b>Description</b>    | This API adds Shortcuts to the LOCAL SHORTCUT file (#8984.2). |
| <b>Format</b>         | SH^XTLKMGR(xtlk1, xtlk2, xtlk3)                               |

Make sure to perform the following steps before calling this API:

- NEW all non-namespaced variables.
- Set all input variables.
- Call the API.

|                         |                      |                                                      |
|-------------------------|----------------------|------------------------------------------------------|
| <b>Input Parameters</b> | xtlk1:               | (required) Associated file.                          |
|                         | xtlk2:               | (required) Code in the associated file.              |
|                         | xtlk3:               | (required) Shortcut (word or phrase).                |
| <b>Output Variables</b> | XTLKER(1, filename): | File not defined in the LOCAL LOOKUP file (#8984.4). |
|                         | XTLKER(2, code):     | The code is not in the associated file.              |
|                         | XTLKER(3, shortcut): | The shortcut could not be added.                     |

## 25.7.12 SY^XTLKMGR(): Add Terms and Synonyms to the Local Synonym File

|                       |                                                                       |
|-----------------------|-----------------------------------------------------------------------|
| <b>Reference Type</b> | Supported                                                             |
| <b>Category</b>       | Toolkit—Multi-Term Look-Up (MTLU)                                     |
| <b>IA #</b>           | 10153                                                                 |
| <b>Description</b>    | This API adds Terms and Synonyms to the LOCAL SYNONYM file (#8984.3). |
| <b>Format</b>         | SY^XTLKMGR(xtlk1, xtlk2, xtlk3)                                       |

Make sure to perform the following steps before calling this API:

- NEW all non-namespaced variables.
- Set all input variables.
- Call the API.

**Input Parameters**

|        |                                                                        |
|--------|------------------------------------------------------------------------|
| xtlk1: | (required) Associated file.                                            |
| xtlk2: | (required) Term.                                                       |
| xtlk3: | (required) Synonym (or optional array for multiple synonyms per term). |



**NOTE:** Use one-dimensional arrays wherever supported in ^XTLKMGR as in the following example:

```

SYN(1)=<first synonym>
SYN(2)=<second synonym>
SYN(3)=<third synonym>
>D SY^ROUTINE(XTLK1,XTLK2,.SYN)

```

**Output Variables:**

|                         |                                                      |
|-------------------------|------------------------------------------------------|
| XTLKER(1,<br>FILENAME): | File not defined in the LOCAL LOOKUP file (#8984.4). |
| XTLKER(2,<br>TERM):     | The term could not be added.                         |
| XTLKER(3,<br>SYNONYM):  | The synonym could not be added.                      |

## 25.8 Toolkit—Parameter Tools APIs

Parameter Tools is a generic method of handling parameter definitions, assignments, and retrieval. A parameter may be defined for various entities where an entity is the level at which you want to allow the parameter defined (e.g., package level, system level, division level, location level, user level, etc.). A developer can then determine in which order the values assigned to given entities are interpreted.



**REF:** Integration Agreement (IA) #2263 defines the various callable entry points in the XPAR routine.

IA #2336 defines the various callable entry points in the XPAREDIT routine.

### 25.8.1 Definitions

The following are some basic definitions used by Parameter Tools:

#### 25.8.1.1 Entity

An entity is a level at which you can define a parameter. The entities allowed are stored in the PARAMETER ENTITY file (#8989.518). The list of allowable entities at the time this utility was released was as follows:

**Table 23. Parameter Tool—Parameter entity levels**

| Entity Prefix | Message      | Points to File          |
|---------------|--------------|-------------------------|
| PKG           | Package      | PACKAGE (#9.4)          |
| SYS           | System       | DOMAIN (#4.2)           |
| DIV           | Division     | INSTITUTION (#4)        |
| SRV           | Service      | SERVICE/SECTION (#49)   |
| LOC           | Location     | HOSPITAL LOCATION (#44) |
| TEA           | Team         | TEAM (#404.51)          |
| CLS           | Class        | USR CLASS (#8930)       |
| USR           | User         | NEW PERSON (#200)       |
| BED           | Room-Bed     | ROOM-BED (#405.4)       |
| OTL           | Team (OE/RR) | OE/RR LIST (#100.21)    |
| DEV           | Device       | DEVICE (#3.5)           |



**NOTE:** Entries will be maintained via Kernel Toolkit patches. Entries existing in the file at the time it is referenced are considered supported.

### 25.8.1.2 Parameter

A parameter is the actual name under which values are stored. The name of the parameter must be namespaced and it must be unique. Parameters can be defined to store the typical package parameter data (e.g., the default add order screen in OE/RR), but they can also be used to store GUI application screen settings a user has selected (e.g., font or window width). When a parameter is defined, the entities that can set that parameter are also defined. The definition of parameters is stored in the PARAMETER DEFINITION file (#8989.51).

### 25.8.1.3 Value

A value may be assigned to every parameter for the entities allowed in the parameter definition. Values are stored in the PARAMETERS file (#8989.5).


### 25.8.1.4 Instance

Most parameters will set instance to 1. Instances are used when more than one value may be assigned to a given entity/parameter combination. An example of this would be lab collection times at a division. A single division may have multiple collection times. Each collection time would be assigned a unique instance.

### 25.8.1.5 Parameter Template

A parameter template is similar to an input template. It contains a list of parameters that can be entered through an input session (e.g., option). Templates are stored in the PARAMETER TEMPLATE File (#8989.52). Entries in this file must also be namespaced.

## 25.8.2 ADD^XPAR(): Add Parameter Value

|                       |                                                                                                                                                                                                                                                                                                                                                                                                                                           |
|-----------------------|-------------------------------------------------------------------------------------------------------------------------------------------------------------------------------------------------------------------------------------------------------------------------------------------------------------------------------------------------------------------------------------------------------------------------------------------|
| <b>Reference Type</b> | Supported                                                                                                                                                                                                                                                                                                                                                                                                                                 |
| <b>Category</b>       | Toolkit—Parameter Tools                                                                                                                                                                                                                                                                                                                                                                                                                   |
| <b>IA #</b>           | 2263                                                                                                                                                                                                                                                                                                                                                                                                                                      |
| <b>Description</b>    | <p>This API can be called to add a new parameter value as an entry to the PARAMETERS file (#8989.5) if the Entity/Parameter/Instance combination does not already exist.</p> <p> <b>REF:</b> For descriptive information about the elements and how they are used in the callable entry points into XPAR, see the "Toolkit—Parameter Tools" topic.</p> |
| <b>Format</b>         | ADD^XPAR(entity,parameter[,instance],value[,.error])                                                                                                                                                                                                                                                                                                                                                                                      |
| <b>Input/Output</b>   | For the definition of the input and output parameters used in this API, see the                                                                                                                                                                                                                                                                                                                                                           |

**Parameters** EN^XPAR(): Add, Change, Delete Parameters API.

**Example:**

```
>D ADD^XPAR("PKG.KERNEL","XPAR TEST FREE TEXT",,"Today Good",.ERROR)
```

### 25.8.3 CHG^XPAR(): Change Parameter Value

**Reference Type** Supported

**Category** Toolkit—Parameter Tools

**IA #** 2263

**Description** This API can be called to change the value assigned to an existing parameter if the Entity/Parameter/Instance combination already exists.



**REF:** For descriptive information about the elements and how they are used in the callable entry points into XPAR, see the "Toolkit—Parameter Tools" topic.

**Format** CHG^XPAR(entity,parameter[,instance],value[,.error])


**Input/Output Parameters** For the definition of the input and output parameters used in this API, see the EN^XPAR(): Add, Change, Delete Parameters API.

**Example**

```
>D CHG^XPAR("PKG.KERNEL","XPAR TEST FREE TEXT",,"Tomorrow Hot",.ERROR)
```



## 25.8.4 DEL^XPAR(): Delete Parameter Value

|                                |                                                                                                                                                                                                                                                                                                                                                                 |
|--------------------------------|-----------------------------------------------------------------------------------------------------------------------------------------------------------------------------------------------------------------------------------------------------------------------------------------------------------------------------------------------------------------|
| <b>Reference Type</b>          | Supported                                                                                                                                                                                                                                                                                                                                                       |
| <b>Category</b>                | Toolkit—Parameter Tools                                                                                                                                                                                                                                                                                                                                         |
| <b>IA #</b>                    | 2263                                                                                                                                                                                                                                                                                                                                                            |
| <b>Description</b>             | <p>This API can be called to delete an existing parameter instance if the value assigned is "@".</p> <p> <b>REF:</b> For descriptive information about the elements and how they are used in the callable entry points into XPAR, see the "Toolkit—Parameter Tools" topic.</p> |
| <b>Format</b>                  | DEL^XPAR(entity,parameter[,instance][, .error])                                                                                                                                                                                                                                                                                                                 |
| <b>Input/Output Parameters</b> | For the definition of the input and output parameters used in this API, see the EN^XPAR(): Add, Change, Delete Parameters API.                                                                                                                                                                                                                                  |

### Example

```
>D DEL^XPAR("PKG.KERNEL","XPAR TEST FREE TEXT",),.ERROR) I ERROR>0 W !.ERROR
```

## 25.8.5 EN^XPAR(): Add, Change, Delete Parameters

|                       |                                                                                                                                                                                                                                                                                                                                                                                                                                                                                                                    |
|-----------------------|--------------------------------------------------------------------------------------------------------------------------------------------------------------------------------------------------------------------------------------------------------------------------------------------------------------------------------------------------------------------------------------------------------------------------------------------------------------------------------------------------------------------|
| <b>Reference Type</b> | Supported                                                                                                                                                                                                                                                                                                                                                                                                                                                                                                          |
| <b>Category</b>       | Toolkit—Parameter Tools                                                                                                                                                                                                                                                                                                                                                                                                                                                                                            |
| <b>IA #</b>           | 2263                                                                                                                                                                                                                                                                                                                                                                                                                                                                                                               |
| <b>Description</b>    | <p>This API performs any one of the following functions:</p> <ul style="list-style-type: none"> <li>• Adds the value as a new entry to the PARAMETERS file (#8989.5) if the Entity Parameter Instance combination does not already exist.</li> <li>• Changes the value assigned to the parameter in the PARAMETERS file (#8989.5) if the Entity Parameter Instance combination already exists.</li> <li>• Deletes the parameter instance in the PARAMETERS file (#8989.5) if the value assigned is "@".</li> </ul> |
| <b>Format</b>         | EN^XPAR(entity,parameter[,instance],value[, .error])                                                                                                                                                                                                                                                                                                                                                                                                                                                               |

- Input Parameters**
- entity: (required) Entity can be set to the following:
    - Internal variable pointer (nnn;GLO(123,))
    - External format of the variable pointer using the three-character prefix (prefix.entryname)
    - Prefix alone to set the parameter based on the current entity selected. This works for the following entities:
      - "USR"—Uses current value of DUZ.
      - "DIV"—Uses current value of DUZ(2).
      - "SYS"—Uses system (domain).
      - "PKG"—Uses the package to which the parameter belongs.
  - parameter: (required) Can be passed in external or internal format. Identifies the name or internal entry number (IEN) of the parameter as defined in the PARAMETER DEFINITION file (#8989.51).
  - instance: (optional) Defaults to 1 if not passed. Can be passed in external or internal format. Internal format requires that the value be preceded by the grave accent ( ` ) character.
  - value: (required) Can be passed in external or internal format. If using internal format for a pointer type parameter, the value must be preceded by the accent grave ( ` ) character.

If the value is being assigned to a word-processing parameter, the text can be passed in the subordinate nodes of Value (e.g., Value(1,0)=Text) and the variable "Value" itself can be defined as a title or description of the text.


- Output Parameter**
- .error: (optional) If used, *must* be passed in by reference. It returns any error condition that may occur:
    - 0 (Zero)—If no error occurs.
    - #^errortext—If an error does occur.

The "#" is the number in the VA FileMan DIALOG file (#.84) and the "errortext" describes the error.

### Example

```
>D EN^XPAR("SYS","XPAR TEST FREE TEXT",0,"Good times",.ERROR)
>D EN^XPAR("SYS","XPAR TEST FREE TEXT",1,"to night",.ERROR)
```

## 25.8.6 ENVAL^XPAR(): Return All Parameter Instances

|                               |                                                                                                                                                                                                                                                                                                                             |                                                                                                                                                                                                                                                                                                                                                                                                                                                                                                                                                                                                      |
|-------------------------------|-----------------------------------------------------------------------------------------------------------------------------------------------------------------------------------------------------------------------------------------------------------------------------------------------------------------------------|------------------------------------------------------------------------------------------------------------------------------------------------------------------------------------------------------------------------------------------------------------------------------------------------------------------------------------------------------------------------------------------------------------------------------------------------------------------------------------------------------------------------------------------------------------------------------------------------------|
| <b>Reference Type</b>         | Supported                                                                                                                                                                                                                                                                                                                   |                                                                                                                                                                                                                                                                                                                                                                                                                                                                                                                                                                                                      |
| <b>Category</b>               | Toolkit—Parameter Tools                                                                                                                                                                                                                                                                                                     |                                                                                                                                                                                                                                                                                                                                                                                                                                                                                                                                                                                                      |
| <b>IA #</b>                   | 2263                                                                                                                                                                                                                                                                                                                        |                                                                                                                                                                                                                                                                                                                                                                                                                                                                                                                                                                                                      |
| <b>Description</b>            | <p>This API can be called to return all parameter instances.</p> <p> <b>REF:</b> For descriptive information about the elements and how they are used in the callable entry points into XPAR, see the "Toolkit—Parameter Tools" topic.</p> |                                                                                                                                                                                                                                                                                                                                                                                                                                                                                                                                                                                                      |
| <b>Format</b>                 | ENVAL^XPAR( .list , parameter , instance[ , .error ][ , gbl ] )                                                                                                                                                                                                                                                             |                                                                                                                                                                                                                                                                                                                                                                                                                                                                                                                                                                                                      |
| <b>Input/Output Parameter</b> | .list                                                                                                                                                                                                                                                                                                                       | <p>(required) If the gbl parameter is set to 1, then the .list parameter becomes an input and holds the closed root of a global where the GETLST^XPAR(): Return All Instances of a Parameter API should put the output. For example:</p> <pre style="margin-left: 40px;">\$NA( ^TMP( \$J , "XPAR" ) )</pre>                                                                                                                                                                                                                                                                                          |
| <b>Input Parameters</b>       | parameter:                                                                                                                                                                                                                                                                                                                  | (required) For a description of this parameter, see the EN^XPAR(): Add, Change, Delete Parameters API.                                                                                                                                                                                                                                                                                                                                                                                                                                                                                               |
|                               | instance:                                                                                                                                                                                                                                                                                                                   | (required) For a description of this parameter, see the EN^XPAR(): Add, Change, Delete Parameters API.                                                                                                                                                                                                                                                                                                                                                                                                                                                                                               |
|                               | gbl:                                                                                                                                                                                                                                                                                                                        | <p>(optional) If this optional parameter is set to 1, then the parameter ".list" <i>must</i> be set before the call to the closed global root where the return data should be put. For example:</p> <pre style="margin-left: 40px;">S LIST=\$NA( ^TMP( \$J ) ) ENVAL^XPAR( LIST , par , inst , .error , 1</pre> <p>If this optional variable is set to 1. Then the parameter List must be set before the call to the closed global root where the return data should be put. For example:</p> <pre style="margin-left: 40px;">GETLST^XPAR( \$NA( ^TMP( \$J ) ) , ent , par , fmt , .error , 1)</pre> |
| <b>Output Parameter</b>       | .error:                                                                                                                                                                                                                                                                                                                     | (optional) For a description of this parameter, see the EN^XPAR(): Add, Change, Delete Parameters API.                                                                                                                                                                                                                                                                                                                                                                                                                                                                                               |

## 25.8.7 \$\$GET^XPAR(): Return an Instance of a Parameter

**Reference Type** Supported

**Category** Toolkit—Parameter Tools

**IA #** 2263

**Description** This extrinsic function retrieves the value of a parameter. The value is returned from this call in the format defined by the input parameter named "format."



**REF:** For descriptive information about the elements and how they are used in the callable entry points into XPAR, see the "Toolkit—Parameter Tools" topic.

**Format** `$$GET^XPAR(entity,parameter,instance,format)`

**Input Parameters** **entity:** (required) Entity is defined as the single entity or group of entities you want to look at in order to retrieve the value. Entities may be passed in internal or external format (e.g., LOC.PULMONARY or LOC.'57 or 57;SC()). The list of entities in this variable may be defined as follows:

- A single entity to look at (e.g., LOC.PULMONARY).
- The word "ALL" which will tell the utility to look for values assigned to the parameter using the entity precedence defined in the PARAMETER DEFINITION file (#8989.51).
- A list of entities you want to search (e.g., "USR^LOC^SYS^PKG"). The list is searched from left to right with the first value found returned.

Items 2 or 3 with specific entity values referenced such as:

- ALL^LOC.PULMONARY—To look at the defined entity precedence, but when looking at location, only look at the PULMONARY location.
- USR^LOC.PULMONARY^SYS^PKG—To look for values for all current user, PULMONARY location, system, or package).

**parameter:** (required) For a description of this parameter, see the EN^XPAR(): Add, Change, Delete Parameters API.



**instance:** (required) For a description of this parameter, see the EN^XPAR(): Add, Change, Delete Parameters API.

**format:** (required) Format determines how the value is returned. It can be set to the following:

- "I" - Internal, returns internal value.

- "Q" - returns the value in the quickest manner - internal format.
- "E" - returns external value.
- "B" - returns internal^external value.

## 25.8.8 GETLST^XPAR(): Return All Instances of a Parameter

|                               |                                                                                                                                                                                                                                                                                                                                                                                                                                                                                                                                                                                                                                                                                                       |
|-------------------------------|-------------------------------------------------------------------------------------------------------------------------------------------------------------------------------------------------------------------------------------------------------------------------------------------------------------------------------------------------------------------------------------------------------------------------------------------------------------------------------------------------------------------------------------------------------------------------------------------------------------------------------------------------------------------------------------------------------|
| <b>Reference Type</b>         | Supported                                                                                                                                                                                                                                                                                                                                                                                                                                                                                                                                                                                                                                                                                             |
| <b>Category</b>               | Toolkit—Parameter Tools                                                                                                                                                                                                                                                                                                                                                                                                                                                                                                                                                                                                                                                                               |
| <b>IA #</b>                   | 2263                                                                                                                                                                                                                                                                                                                                                                                                                                                                                                                                                                                                                                                                                                  |
| <b>Description</b>            | <p>This API is similar to the ENVAL^XPAR(): Return All Parameter Instances API; however, it returns <i>all</i> instances of a parameter.</p> <p> <b>REF:</b> For descriptive information about the elements and how they are used in the callable entry points into XPAR, see the "Toolkit—Parameter Tools" topic.</p>                                                                                                                                                                                                                                                                                               |
| <b>Format</b>                 | GETLST^XPAR( .list , entity , parameter , format [ , .error ] [ , gbl ] )                                                                                                                                                                                                                                                                                                                                                                                                                                                                                                                                                                                                                             |
| <b>Input/Output Parameter</b> | <p>.list: (required) The array passed as List will be returned with all of the possible values assigned to the parameter.</p> <p> <b>REF:</b> To see how this data can be returned, see the "format" parameter description below.</p> <p>If the gbl parameter is set to 1, then the .list parameter becomes an input and holds the closed root of a global where the GETLST^XPAR(): Return All Instances of a Parameter API should put the output [i.e., \$NA(^TMP(\$J,"XPAR"))].</p>                                                                                                                              |
| <b>Input Parameters</b>       | <p>entity: (required) For a description of this parameter, see the EN^XPAR(): Add, Change, Delete Parameters API.</p> <p>parameter: (required) For a description of this parameter, see the EN^XPAR(): Add, Change, Delete Parameters API.</p> <p>instance: (required) For a description of this parameter, see the EN^XPAR(): Add, Change, Delete Parameters API.</p> <p>format: (required) For a description of this parameter, see the \$\$GET^XPAR(): Return an Instance of a Parameter API.</p> <p>gbl: (optional) If this optional variable is set to 1. Then the parameter ".list" must be set before the call to the closed global root where the return data should be put. For example:</p> |

```
GETLST^XPAR($NA(^TMP($J)),ent,par,fmt,.error,1)
```

**Output Parameter** .error: (optional) For a description of this parameter, see the EN^XPAR(): Add, Change, Delete Parameters API.

**Example:**

```
>D GETLST^XPAR(.LIST,"SYS","XPAR TEST MULTI FREE TEXT",,.ERROR)
```

## 25.8.9 GETWP^XPAR(): Return Word-processing Text

**Reference Type** Supported

**Category** Toolkit—Parameter Tools

**IA #** 2263

**Description** This API returns word-processing text in the returnedtext parameter. The returnedtext parameter itself contains the value field, which is free text that may contain a title, description, etc. The word-processing text is returned in returnedtext(#,0).



**REF:** For descriptive information about the elements and how they are used in the callable entry points into XPAR, see the "Toolkit—Parameter Tools" topic.

**Format** GETWP^XPAR(returnedtext,entity,parameter[,instance][,.error])

**Input/Output Parameter** .returnedtext (required) This parameter is defined as the name of an array in which you want the text returned. The .returnedtext parameter is set to the title, description, etc. The actual word-processing text will be returned in returnedtext(#,0). For example:

```
>returnedtext="Select Notes Help"
>returnedtext(1,0)="To select a progress note from
the list, "
>returnedtext(2,0)="click on the date/title of the
note."
```

**Input Parameters** entity: (required) For a description of this parameter, see the EN^XPAR(): Add, Change, Delete Parameters API.

parameter: (required) For a description of this parameter, see the EN^XPAR(): Add, Change, Delete Parameters API.


instance: (optional) For a description of this parameter, see the EN^XPAR(): Add, Change, Delete Parameters API.

**Output Parameter** .error (optional) For a description of this parameter, see the EN^XPAR(): Add, Change, Delete Parameters API.

**Example:**

```
>D GETWP^XPAR(.X,"PKG","ORW HELP","1stNotes",.ERROR)
```


**25.8.10 NDEL^XPAR(): Delete All Instances of a Parameter**

|                                |                                                                                                                                                                                                                                                                                                                                                                   |
|--------------------------------|-------------------------------------------------------------------------------------------------------------------------------------------------------------------------------------------------------------------------------------------------------------------------------------------------------------------------------------------------------------------|
| <b>Reference Type</b>          | Supported                                                                                                                                                                                                                                                                                                                                                         |
| <b>Category</b>                | Toolkit—Parameter Tools                                                                                                                                                                                                                                                                                                                                           |
| <b>IA #</b>                    | 2263                                                                                                                                                                                                                                                                                                                                                              |
| <b>Description</b>             | <p>This API can be called to delete the value for all instances of a parameter for a given entity.</p> <p> <b>REF:</b> For descriptive information about the elements and how they are used in the callable entry points into XPAR, see the "Toolkit—Parameter Tools" topic.</p> |
| <b>Format</b>                  | NDEL^XPAR(entity,parameter[, .error])                                                                                                                                                                                                                                                                                                                             |
| <b>Input/Output Parameters</b> | For the definition of the input and output parameters used in this API, see the EN^XPAR(): Add, Change, Delete Parameters API.                                                                                                                                                                                                                                    |

**Example**

```
>D NDEL^XPAR("SYS","XPAR TEST MULTI FREE TEXT",.ERROR)
```

**25.8.11 PUT^XPAR(): Add/Update Parameter Instance**

|                       |                                                                                                                                                                                                                                                                                                                                                                   |
|-----------------------|-------------------------------------------------------------------------------------------------------------------------------------------------------------------------------------------------------------------------------------------------------------------------------------------------------------------------------------------------------------------|
| <b>Reference Type</b> | Supported                                                                                                                                                                                                                                                                                                                                                         |
| <b>Category</b>       | Toolkit—Parameter Tools                                                                                                                                                                                                                                                                                                                                           |
| <b>IA #</b>           | 2263                                                                                                                                                                                                                                                                                                                                                              |
| <b>Description</b>    | <p>This API can be called to add or update a parameter instance and bypass the input transforms.</p> <p> <b>REF:</b> For descriptive information about the elements and how they are used in the callable entry points into XPAR, see the "Toolkit—Parameter Tools" topic.</p> |
| <b>Format</b>         | PUT^XPAR(entity,parameter[, instance],value[, .error])                                                                                                                                                                                                                                                                                                            |

**Input/Output Parameters** For the definition of the input and output parameters used in this API, see the EN^XPAR(): Add, Change, Delete Parameters API.

**Example:**

```
>D PUT^XPAR("SYS","XPAR TEST MULTI FREE TEXT",0,"Good times",.ERROR)
```

## 25.8.12 REP^XPAR(): Replace Instance Value

**Reference Type** Supported

**Category** Toolkit—Parameter Tools

**IA #** 2263

**Description** This API can be called to replace the value of an instance with another value.



**REF:** For descriptive information about the elements and how they are used in the callable entry points into XPAR, see the "Toolkit—Parameter Tools" topic.

**Format** REP^XPAR(entity,parameter,currentinstance,newinstance[ ,.error])

**Input Parameters**

- entity: (required) For a description of this parameter, see the EN^XPAR(): Add, Change, Delete Parameters API.
- parameter: (required) For a description of this parameter, see the EN^XPAR(): Add, Change, Delete Parameters API.
- currentinstance: (required) The instance for which the value is currently defined.
- newinstance: (required) The instance to which you want to assign the value that is currently assigned to currentinstance.

**Output Parameter** .error: (optional) For a description of this parameter, see the EN^XPAR(): Add, Change, Delete Parameters API.



### 25.8.13 BLDLST^XPAREEDIT(): Return All Entities of a Parameter

|                         |                                                                                                                                                                                                     |
|-------------------------|-----------------------------------------------------------------------------------------------------------------------------------------------------------------------------------------------------|
| <b>Reference Type</b>   | Supported                                                                                                                                                                                           |
| <b>Category</b>         | Toolkit—Parameter Tools                                                                                                                                                                             |
| <b>IA #</b>             | 2336                                                                                                                                                                                                |
| <b>Description</b>      | This API returns in the array "list" all entities allowed for the input parameter named "parameter."                                                                                                |
| <b>Format</b>           | <code>BLDLST^XPAREEDIT(.list,parameter)</code>                                                                                                                                                      |
| <b>Input Parameters</b> | <p><code>.list:</code> (required) Name of array to receive output.</p> <p><code>parameter:</code> (required) Internal Entry Number (IEN) of entry in the PARAMETER DEFINITION file (#8989.51).</p>  |
| <b>Output Parameter</b> | <p><code>.list:</code> The array passed as "list" is returned with all of the possible values assigned to the parameter.</p> <p>Data is returned in the <code>list(ent,inst)=val</code> format.</p> |

### 25.8.14 EDIT^XPAREEDIT(): Edit Instance and Value of a Parameter


|                       |                                                                                                                                             |
|-----------------------|---------------------------------------------------------------------------------------------------------------------------------------------|
| <b>Reference Type</b> | Supported                                                                                                                                   |
| <b>Category</b>       | Toolkit—Parameter Tools                                                                                                                     |
| <b>IA #</b>           | 2336                                                                                                                                        |
| <b>Description</b>    | This API interactively edits the instance (if multiple instances are allowed) and the value for a parameter associated with a given entity. |
| <b>Format</b>         | <code>EDIT^XPAREEDIT(entity,parameter)</code>                                                                                               |

Make sure to perform the following steps before calling this API:

- NEW all non-namespaced variables.
- Set all input variables.
- Call the API.

|                         |                                                                                                                                                                                                                                                                                                 |
|-------------------------|-------------------------------------------------------------------------------------------------------------------------------------------------------------------------------------------------------------------------------------------------------------------------------------------------|
| <b>Input Parameters</b> | <p><code>entity:</code> (required) Identifies the specific entity for which a parameter may be edited. The entity <i>must</i> be in variable pointer format.</p> <p><code>parameter:</code> (required) Identifies the parameter that should be edited. Parameter should contain two pieces:</p> |
|-------------------------|-------------------------------------------------------------------------------------------------------------------------------------------------------------------------------------------------------------------------------------------------------------------------------------------------|

IEN^DisplayNameOfParameter

|                          |        |                                                                                                                                                                                                                        |
|--------------------------|--------|------------------------------------------------------------------------------------------------------------------------------------------------------------------------------------------------------------------------|
| <b>Output Parameters</b> | .LIST: | The array passed as "list" is returned with all of the possible values assigned to the parameter.                                                                                                                      |
|                          |        |  <b>REF:</b> For a description of this parameter, see the "format" parameter in the ENVAL^XPAR(): Return All Parameter Instances API. |
|                          | .error | (optional) For a description of this parameter, see the EN^XPAR(): Add, Change, Delete Parameters API.                                                                                                                 |

### 25.8.15 EDITPAR^XPAREDIT(): Edit Single Parameter

|                        |                                                                                                                   |
|------------------------|-------------------------------------------------------------------------------------------------------------------|
| <b>Reference Type</b>  | Supported                                                                                                         |
| <b>Category</b>        | Toolkit—Parameter Tools                                                                                           |
| <b>IA #</b>            | 2336                                                                                                              |
| <b>Description</b>     | This API is used to edit a single parameter.                                                                      |
| <b>Format</b>          | EDITPAR^XPAREDIT(parameter)                                                                                       |
| <b>Input Parameter</b> | parameter: (required) For a description of this parameter, see the EN^XPAR(): Add, Change, Delete Parameters API. |
| <b>Output</b>          | Returns requested parameter.                                                                                      |

### 25.8.16 EN^XPAREDIT(): Parameter Edit Prompt

|                        |                                                                                                                                                                                                      |
|------------------------|------------------------------------------------------------------------------------------------------------------------------------------------------------------------------------------------------|
| <b>Reference Type</b>  | Supported                                                                                                                                                                                            |
| <b>Category</b>        | Toolkit—Parameter Tools                                                                                                                                                                              |
| <b>IA #</b>            | 2336                                                                                                                                                                                                 |
| <b>Description</b>     | This API is called to prompt the user for a parameter to edit. This is provided as a tool for developers and <i>is not intended for exported calls</i> as it allows editing of <i>any</i> parameter. |
| <b>Format</b>          | EN^XPAREDIT                                                                                                                                                                                          |
| <b>Input Parameter</b> | none                                                                                                                                                                                                 |
| <b>Output</b>          | none                                                                                                                                                                                                 |

## 25.8.17 GETENT^XPAREEDIT(): Prompt for Entity Based on Parameter

|                         |                                                                                                                                                                                                                                                                                        |
|-------------------------|----------------------------------------------------------------------------------------------------------------------------------------------------------------------------------------------------------------------------------------------------------------------------------------|
| <b>Reference Type</b>   | Supported                                                                                                                                                                                                                                                                              |
| <b>Category</b>         | Toolkit—Parameter Tools                                                                                                                                                                                                                                                                |
| <b>IA #</b>             | 2336                                                                                                                                                                                                                                                                                   |
| <b>Description</b>      | This API interactively prompts for an entity, based on the definition of a parameter.                                                                                                                                                                                                  |
| <b>Format</b>           | GETENT^XPAREEDIT(.entity,parameter[, .onlyone?])                                                                                                                                                                                                                                       |
| <b>Output</b>           | .entity (required) Returns the selected entity in variable pointer format.                                                                                                                                                                                                             |
| <b>Input Parameter</b>  | parameter: (required) Specifies the parameter for which an entity should be selected. Parameter should contain two pieces:<br>IEN^DisplayNameOfParameter                                                                                                                               |
| <b>Output Parameter</b> | onlyone? (optional) Returns "1" if there is only one possible entity for the value. For example: <ul style="list-style-type: none"> <li>• 1—If the parameter can only be set for the system, onlyone?</li> <li>• 0—If the parameter could be set for any location, onlyone?</li> </ul> |

## 25.8.18 GETPAR^XPAREEDIT(): Select Parameter Definition File

|                       |                                                                                    |
|-----------------------|------------------------------------------------------------------------------------|
| <b>Reference Type</b> | Supported                                                                          |
| <b>Category</b>       | Toolkit—Parameter Tools                                                            |
| <b>IA #</b>           | 2336                                                                               |
| <b>Description</b>    | This API allows the user to select the PARAMETER DEFINITION file (#8989.51) entry. |
| <b>Format</b>         | GETPAR^XPAREEDIT(.variable)                                                        |

Make sure to perform the following steps before calling this API:

- NEW all non-namespaced variables.
- Set all input variables.
- Call the API.

**Input Parameter** .variable: (required) The name of the variable where data is returned.

**Output Variable** .OUTPUTVALU: Returns the value Y in standard DIC lookup format.

## 25.8.19 TED^XPAREEDIT(): Edit Template Parameters (No Dash Dividers)

**Reference Type** Supported

**Category** Toolkit—Parameter Tools

**IA #** 2336

**Description** This API allows editing of parameters defined in a template. The parameters in the template are prompted in VA FileMan style—prompt by prompt. No dashed line dividers are displayed between each parameter.

Since the dashed line headers are suppressed, it is important to define the VALUE TERM for each parameter in the template, as this is what is used to prompt for the value.

**Format** TED^XPAREEDIT(template[,reviewflags][,allentities])

**Input Parameters** template: (required) The Internal Entry Number (IEN) or NAME of an entry in the PARAMETER TEMPLATE file (#8989.52).

reviewflags: (optional) There are two flags (A and B) that can be used individually, together, or not at all:

- A—Indicates that the new values for the parameters in the template are displayed *after* the prompting is done.
- B—Indicates that the current values of the parameters are displayed *before* editing.

allentities: (optional) This is a variable pointer that should be used as the entity for all parameters in the template. If left blank, prompting for the entity is done as defined in the PARAMETER TEMPLATE file (#8989.52).

## 25.8.20 TEDH^XPAREEDIT(): Edit Template Parameters (with Dash Dividers)

|                         |                                                                                                                                                                                                                                                                                                                                 |                                                                                                                           |
|-------------------------|---------------------------------------------------------------------------------------------------------------------------------------------------------------------------------------------------------------------------------------------------------------------------------------------------------------------------------|---------------------------------------------------------------------------------------------------------------------------|
| <b>Reference Type</b>   | Supported                                                                                                                                                                                                                                                                                                                       |                                                                                                                           |
| <b>Category</b>         | Toolkit—Parameter Tools                                                                                                                                                                                                                                                                                                         |                                                                                                                           |
| <b>IA #</b>             | 2336                                                                                                                                                                                                                                                                                                                            |                                                                                                                           |
| <b>Description</b>      | <p>This API is similar to the TED^XPAREEDIT(): Edit Template Parameters (No Dash Dividers) API except that the dashed line headers <i>are</i> shown between each parameter.</p> <p>It allows editing of parameters defined in a template. The parameters in the template are prompted in VA FileMan style—prompt by prompt.</p> |                                                                                                                           |
| <b>Format</b>           | TEDH^XPAREEDIT(template[,reviewflags][,allentities])                                                                                                                                                                                                                                                                            |                                                                                                                           |
| <b>Input Parameters</b> | template                                                                                                                                                                                                                                                                                                                        | (required) For a description of this parameter, see the TED^XPAREEDIT(): Edit Template Parameters (No Dash Dividers) API. |
|                         | reviewflags                                                                                                                                                                                                                                                                                                                     | (optional) For a description of this parameter, see the TED^XPAREEDIT(): Edit Template Parameters (No Dash Dividers) API. |
|                         | allentities                                                                                                                                                                                                                                                                                                                     | (optional) For a description of this parameter, see the TED^XPAREEDIT(): Edit Template Parameters (No Dash Dividers) API. |
| <b>Output</b>           | none                                                                                                                                                                                                                                                                                                                            |                                                                                                                           |

## 25.9 Toolkit—VistA XML Parser APIs

The Toolkit VistA XML Parser Application Program Interfaces (APIs) have been developed to assist you in creating an XML document.

Integration agreement #3561 defines the various callable entry points in the MXMLDOM routine. These APIs are based on the W3C's Document Object Model (DOM) specification. It first builds an "in-memory" image of the fully parsed and validated document and then provides a set of methods to permit structured traversal of the document and extraction of its contents. This API is actually layered on top of the event-driven API. In other words, it is actually a client of the event-driven API that in turn acts as a server to another client application.



**REF:** The VistA Extensible Markup Language (XML) Parser technical and user documentation can be found on the VHA Software Document Library (VDL) located at:  
<http://www.va.gov/vdl/application.asp?appid=137>

## 25.9.1 \$\$ATTRIB^MXMLDOM(): Retrieve First or Next Node Attribute

**Reference Type** Supported

**Category** Toolkit—VistA XML Parser

**IA #** 3561

**Description** This extrinsic function retrieves the first or next attribute associated with the specified node.



**REF:** The VistA Extensible Markup Language (XML) Parser technical and user documentation can be found on the VHA Software Document Library (VDL) located at: <http://www.va.gov/vdl/application.asp?appid=137>

**Format** \$\$ATTRIB^MXMLDOM(handle,node,attrib)

**Input Parameters** handle: (required) The value returned by the \$SEN^MXMLDOM call that created the in-memory document image.


node: (required) The node whose associated element name is being retrieved.

**Output** attrib: The name of the last attribute retrieved by this API. If null or missing, the first attribute associated with the specified node is returned. Otherwise, the next attribute in the list is returned.


returns: Returns:

- Name of the first or next attribute associated with the specified node.
- Null if there are none remaining.

## 25.9.2 \$\$CHILD^MXMLDOM(): Return Parent Node's First or Next Child

|                         |                                                                                                                                                                                                                                                                                                                                                                                                                                                                                                                |
|-------------------------|----------------------------------------------------------------------------------------------------------------------------------------------------------------------------------------------------------------------------------------------------------------------------------------------------------------------------------------------------------------------------------------------------------------------------------------------------------------------------------------------------------------|
| <b>Reference Type</b>   | Supported                                                                                                                                                                                                                                                                                                                                                                                                                                                                                                      |
| <b>Category</b>         | Toolkit—VistA XML Parser                                                                                                                                                                                                                                                                                                                                                                                                                                                                                       |
| <b>IA #</b>             | 3561                                                                                                                                                                                                                                                                                                                                                                                                                                                                                                           |
| <b>Description</b>      | <p>This extrinsic function returns the node of the first or next child of a given parent node, or 0 if there are none remaining.</p> <p> <b>REF:</b> The VistA Extensible Markup Language (XML) Parser technical and user documentation can be found on the VHA Software Document Library (VDL) located at: <a href="http://www.va.gov/vdl/application.asp?appid=137">http://www.va.gov/vdl/application.asp?appid=137</a></p> |
| <b>Format</b>           | <code>\$\$CHILD^MXMLDOM(handle, parent[, child])</code>                                                                                                                                                                                                                                                                                                                                                                                                                                                        |
| <b>Input Parameters</b> | <p><b>handle:</b> (required) The value returned by the \$\$EN^MXMLDOM call that created the in-memory document image.</p> <p><b>parent:</b> (required) The node whose children are being retrieved.</p> <p><b>child:</b> (optional) If specified, this is the last child node retrieved. The function returns the next child in the list. If the parameter is zero or missing, the first child is returned.</p>                                                                                                |
| <b>Output</b>           | <p><b>returns:</b> Returns:</p> <ul style="list-style-type: none"> <li>• Successful—The next child node.</li> <li>• Unsuccessful—Zero if there are none remaining.</li> </ul>                                                                                                                                                                                                                                                                                                                                  |

## 25.9.3 \$\$CMNT^MXMLDOM(): Extract Comment Text

|                       |                                                                                                                                                                                                                                                                                                                                                                                                                                                                      |
|-----------------------|----------------------------------------------------------------------------------------------------------------------------------------------------------------------------------------------------------------------------------------------------------------------------------------------------------------------------------------------------------------------------------------------------------------------------------------------------------------------|
| <b>Reference Type</b> | Supported                                                                                                                                                                                                                                                                                                                                                                                                                                                            |
| <b>Category</b>       | Toolkit—VistA XML Parser                                                                                                                                                                                                                                                                                                                                                                                                                                             |
| <b>IA #</b>           | 3561                                                                                                                                                                                                                                                                                                                                                                                                                                                                 |
| <b>Description</b>    | <p>This extrinsic function extracts comment text associated with the specified node.</p> <p> <b>REF:</b> The VistA Extensible Markup Language (XML) Parser technical and user documentation can be found on the VHA Software Document Library (VDL) located at: <a href="http://www.va.gov/vdl/application.asp?appid=137">http://www.va.gov/vdl/application.asp?appid=137</a></p> |
| <b>Format</b>         | <code>\$\$CMNT^MXMLDOM(handle, node, text)</code>                                                                                                                                                                                                                                                                                                                                                                                                                    |

|                                |          |                                                                                                                                                                                         |
|--------------------------------|----------|-----------------------------------------------------------------------------------------------------------------------------------------------------------------------------------------|
| <b>Input Parameters</b>        | handle:  | (required) The value returned by the <code>\$\$EN^MXMLDOM()</code> : Perform Initial Processing of XML Document API that created the in-memory document image.                          |
|                                | node:    | (required) The node whose associated element name is being retrieved.                                                                                                                   |
| <b>Input/Output Parameters</b> | text:    | (required) This parameter <i>must</i> contain a closed local or global array reference that is to receive the text. The specified array is deleted before being populated.              |
| <b>Output</b>                  | returns: | If called as an extrinsic function, returns: <ul style="list-style-type: none"> <li>• 1 (True)—If text was retrieved.</li> <li>• 0 (False)—If text was <i>not</i> retrieved.</li> </ul> |

## 25.9.4 CMNT^MXMLDOM(): Extract Comment Text

**Reference Type** Supported

**Category** Toolkit—VistA XML Parser

**IA #** 3561

**Description** This API extracts comment text associated with the specified node.



**REF:** The VistA Extensible Markup Language (XML) Parser technical and user documentation can be found on the VHA Software Document Library (VDL) located at: <http://www.va.gov/vdl/application.asp?appid=137>

**Format** `CMNT^MXMLDOM(handle,node,text)`

|                                |         |                                                                                                                                                                     |
|--------------------------------|---------|---------------------------------------------------------------------------------------------------------------------------------------------------------------------|
| <b>Input Parameters</b>        | handle: | (required) The value returned by the <code>\$\$EN^MXMLDOM()</code> : Perform Initial Processing of XML Document API that created the in-memory document image.      |
|                                | node:   | (required) The node whose associated element name is being retrieved.                                                                                               |
| <b>Input/Output Parameters</b> | text:   | (required) This parameter must contain a closed local or global array reference that is to receive the text. The specified array is deleted before being populated. |



## 25.9.5 DELETE^MXMLDOM(): Delete Specified Document Instance

|                       |                                                                                                                                                    |
|-----------------------|----------------------------------------------------------------------------------------------------------------------------------------------------|
| <b>Reference Type</b> | Supported                                                                                                                                          |
| <b>Category</b>       | Toolkit—VistA XML Parser                                                                                                                           |
| <b>IA #</b>           | 3561                                                                                                                                               |
| <b>Description</b>    | This API deletes the specified document instance. A client application should always call this entry point when finished with a document instance. |



**REF:** The VistA Extensible Markup Language (XML) Parser technical and user documentation can be found on the VHA Software Document Library (VDL) located at: <http://www.va.gov/vdl/application.asp?appid=137>

|                        |                        |                                                                                                                                                  |
|------------------------|------------------------|--------------------------------------------------------------------------------------------------------------------------------------------------|
| <b>Format</b>          | DELETE^MXMLDOM(handle) |                                                                                                                                                  |
| <b>Input Parameter</b> | handle:                | (required) The value returned by the \$\$EN^MXMLDOM(): Perform Initial Processing of XML Document API that created the in-memory document image. |
| <b>Output</b>          | none                   |                                                                                                                                                  |

## 25.9.6 \$\$EN^MXMLDOM(): Perform Initial Processing of XML Document

|                       |                                                                                                                                                                                                                                                                                                                                                                                           |
|-----------------------|-------------------------------------------------------------------------------------------------------------------------------------------------------------------------------------------------------------------------------------------------------------------------------------------------------------------------------------------------------------------------------------------|
| <b>Reference Type</b> | Supported                                                                                                                                                                                                                                                                                                                                                                                 |
| <b>Category</b>       | Toolkit—VistA XML Parser                                                                                                                                                                                                                                                                                                                                                                  |
| <b>IA #</b>           | 3561                                                                                                                                                                                                                                                                                                                                                                                      |
| <b>Description</b>    | This extrinsic function performs initial processing of the XML document. The client application <i>must</i> first call this entry point to build the in-memory image of the document before the remaining methods can be applied. The return value is a handle to the document instance that was created and is used by the remaining API calls to identify a specific document instance. |



**REF:** The VistA Extensible Markup Language (XML) Parser technical and user documentation can be found on the VHA Software Document Library (VDL) located at: <http://www.va.gov/vdl/application.asp?appid=137>

|                         |                             |                                                                                                                                                                                          |
|-------------------------|-----------------------------|------------------------------------------------------------------------------------------------------------------------------------------------------------------------------------------|
| <b>Format</b>           | \$\$EN^MXMLDOM(doc[ ,opt ]) |                                                                                                                                                                                          |
| <b>Input Parameters</b> | doc:                        | (required) This is either a closed reference to a global root containing the document or a file name and path reference identifying the document on the host system. If a global root is |

passed, the document *either must* be stored in standard VA FileMan word-processing format or may occur in sequentially numbered nodes below the root node. Thus, if the global reference is "^XYZ", the global *must* be of one of the following formats:

- ^XYZ(1,0) = "LINE 1"
- ^XYZ(2,0) = "LINE 2" ...

OR

- ^XYZ(1) = "LINE 1"
- ^XYZ(2) = "LINE 2" ...

opt: (optional) This is a list of option flags that control parser behavior. Recognized option flags include:

- W—Do not report warnings to the client.
- V—Validate the document. If not specified, the parser only checks for conformance.
- 0—Terminate parsing on encountering a warning.
- 1—Terminate parsing on encountering a validation error. (By default, the parser terminates only when a conformance error is encountered.)

**Output**


returns:

Returns:


- Successful—A non-zero handle to the document instance if parsing completed.
- Unsuccessful—Zero.

This handle is passed to all other API methods to indicate which document instance is being referenced. This allows for multiple document instances to be processed concurrently.

## 25.9.7 \$\$NAME^MXMLDOM(): Return Element Name at Specified Node in Document Parse Tree


|                         |                                                                                                                                                                                                                                                                                                                                                                    |         |                                                                                                                                                  |       |                                                                       |
|-------------------------|--------------------------------------------------------------------------------------------------------------------------------------------------------------------------------------------------------------------------------------------------------------------------------------------------------------------------------------------------------------------|---------|--------------------------------------------------------------------------------------------------------------------------------------------------|-------|-----------------------------------------------------------------------|
| <b>Reference Type</b>   | Supported                                                                                                                                                                                                                                                                                                                                                          |         |                                                                                                                                                  |       |                                                                       |
| <b>Category</b>         | Toolkit—VistA XML Parser                                                                                                                                                                                                                                                                                                                                           |         |                                                                                                                                                  |       |                                                                       |
| <b>IA #</b>             | 3561                                                                                                                                                                                                                                                                                                                                                               |         |                                                                                                                                                  |       |                                                                       |
| <b>Description</b>      | This extrinsic function returns the name of the element at the specified node within the document parse tree.                                                                                                                                                                                                                                                      |         |                                                                                                                                                  |       |                                                                       |
|                         |  <b>REF:</b> The VistA Extensible Markup Language (XML) Parser technical and user documentation can be found on the VHA Software Document Library (VDL) located at: <a href="http://www.va.gov/vdl/application.asp?appid=137">http://www.va.gov/vdl/application.asp?appid=137</a> |         |                                                                                                                                                  |       |                                                                       |
| <b>Format</b>           | <code>\$\$NAME^MXMLDOM(handle,node)</code>                                                                                                                                                                                                                                                                                                                         |         |                                                                                                                                                  |       |                                                                       |
| <b>Input Parameters</b> | <table> <tr> <td>handle:</td> <td>(required) The value returned by the \$\$EN^MXMLDOM(): Perform Initial Processing of XML Document API that created the in-memory document image.</td> </tr> <tr> <td>node:</td> <td>(required) The node whose associated element name is being retrieved.</td> </tr> </table>                                                    | handle: | (required) The value returned by the \$\$EN^MXMLDOM(): Perform Initial Processing of XML Document API that created the in-memory document image. | node: | (required) The node whose associated element name is being retrieved. |
| handle:                 | (required) The value returned by the \$\$EN^MXMLDOM(): Perform Initial Processing of XML Document API that created the in-memory document image.                                                                                                                                                                                                                   |         |                                                                                                                                                  |       |                                                                       |
| node:                   | (required) The node whose associated element name is being retrieved.                                                                                                                                                                                                                                                                                              |         |                                                                                                                                                  |       |                                                                       |
| <b>Output</b>           | returns: Returns the name of the element associated with the specified node.                                                                                                                                                                                                                                                                                       |         |                                                                                                                                                  |       |                                                                       |

## 25.9.8 \$\$PARENT^MXMLDOM(): Return Parent Node

|                       |                                                                                                                                                                                                                                                                                                                                                                      |
|-----------------------|----------------------------------------------------------------------------------------------------------------------------------------------------------------------------------------------------------------------------------------------------------------------------------------------------------------------------------------------------------------------|
| <b>Reference Type</b> | Supported                                                                                                                                                                                                                                                                                                                                                            |
| <b>Category</b>       | Toolkit—VistA XML Parser                                                                                                                                                                                                                                                                                                                                             |
| <b>IA #</b>           | 3561                                                                                                                                                                                                                                                                                                                                                                 |
| <b>Description</b>    | This extrinsic function returns the parent node of the specified node, or 0 if there is none.                                                                                                                                                                                                                                                                        |
|                       |  <b>REF:</b> The VistA Extensible Markup Language (XML) Parser technical and user documentation can be found on the VHA Software Document Library (VDL) located at: <a href="http://www.va.gov/vdl/application.asp?appid=137">http://www.va.gov/vdl/application.asp?appid=137</a> |
| <b>Format</b>         | <code>\$\$PARENT^MXMLDOM(handle,node)</code>                                                                                                                                                                                                                                                                                                                         |

|                         |          |                                                                                                                                                                                     |
|-------------------------|----------|-------------------------------------------------------------------------------------------------------------------------------------------------------------------------------------|
| <b>Input Parameters</b> | handle:  | (required) The value returned by the <code>\$\$EN^MXMLDOM()</code> : Perform Initial Processing of XML Document API that created the in-memory document image.                      |
|                         | node:    | (required) The node whose associated element name is being retrieved.                                                                                                               |
| <b>Output</b>           | returns: | Returns: <ul style="list-style-type: none"> <li>• Successful—The node corresponding to the parent of the specified node.</li> <li>• Unsuccessful—Zero, if there is none.</li> </ul> |


### 25.9.9 `$$SIBLING^MXMLDOM()`: Return Sibling Node

|                       |                                                                                                                                                                                                                                                                                                                                                                      |
|-----------------------|----------------------------------------------------------------------------------------------------------------------------------------------------------------------------------------------------------------------------------------------------------------------------------------------------------------------------------------------------------------------|
| <b>Reference Type</b> | Supported                                                                                                                                                                                                                                                                                                                                                            |
| <b>Category</b>       | Toolkit—Vista XML Parser                                                                                                                                                                                                                                                                                                                                             |
| <b>IA #</b>           | 3561                                                                                                                                                                                                                                                                                                                                                                 |
| <b>Description</b>    | This extrinsic function returns the node of the specified node's immediate sibling, or 0 if there is none.                                                                                                                                                                                                                                                           |
|                       |  <b>REF:</b> The Vista Extensible Markup Language (XML) Parser technical and user documentation can be found on the VHA Software Document Library (VDL) located at: <a href="http://www.va.gov/vdl/application.asp?appid=137">http://www.va.gov/vdl/application.asp?appid=137</a> |


**Format** `$$SIBLING^MXMLDOM(handle, node)`

|                         |          |                                                                                                                                                                                               |
|-------------------------|----------|-----------------------------------------------------------------------------------------------------------------------------------------------------------------------------------------------|
| <b>Input Parameters</b> | handle:  | (required) The value returned by the <code>\$\$EN^MXMLDOM()</code> : Perform Initial Processing of XML Document API that created the in-memory document image.                                |
|                         | node:    | (required) The node whose associated element name is being retrieved.                                                                                                                         |
| <b>Output</b>           | returns: | Returns: <ul style="list-style-type: none"> <li>• Successful—The node corresponding to the immediate sibling of the specified node.</li> <li>• Unsuccessful—Zero if there is none.</li> </ul> |


## 25.9.10 \$\$TEXT^MXMLDOM(): Extract Non-markup Text

|                                |                                                                                                                                                                                                                                                                                                                                                                                                                                                                                                                                                                                    |
|--------------------------------|------------------------------------------------------------------------------------------------------------------------------------------------------------------------------------------------------------------------------------------------------------------------------------------------------------------------------------------------------------------------------------------------------------------------------------------------------------------------------------------------------------------------------------------------------------------------------------|
| <b>Reference Type</b>          | Supported                                                                                                                                                                                                                                                                                                                                                                                                                                                                                                                                                                          |
| <b>Category</b>                | Toolkit—VistA XML Parser                                                                                                                                                                                                                                                                                                                                                                                                                                                                                                                                                           |
| <b>IA #</b>                    | 3561                                                                                                                                                                                                                                                                                                                                                                                                                                                                                                                                                                               |
| <b>Description</b>             | <p>This extrinsic function extracts non-markup text associated with the specified node. If called as an extrinsic function, the return value is true (1) if text was retrieved, or false (0) if not.</p> <p> <b>REF:</b> The VistA Extensible Markup Language (XML) Parser technical and user documentation can be found on the VHA Software Document Library (VDL) located at: <a href="http://www.va.gov/vdl/application.asp?appid=137">http://www.va.gov/vdl/application.asp?appid=137</a></p> |
| <b>Format</b>                  | <code>\$\$TEXT^MXMLDOM(handle, node, text)</code>                                                                                                                                                                                                                                                                                                                                                                                                                                                                                                                                  |
| <b>Input Parameters</b>        | <p><b>handle:</b> (required) The value returned by the <code>\$\$EN^MXMLDOM(): Perform Initial Processing of XML Document API</code> that created the in-memory document image.</p> <p><b>node:</b> (required) The node whose associated element name is being retrieved.</p>                                                                                                                                                                                                                                                                                                      |
| <b>Input/Output Parameters</b> | <p><b>text</b> (required) This parameter must contain a closed local or global array reference that is to receive the text. The specified array is deleted before being populated.</p>                                                                                                                                                                                                                                                                                                                                                                                             |
| <b>Output</b>                  | <p>returns: If called as an extrinsic function, returns:</p> <ul style="list-style-type: none"> <li>• 1 (True)—If text was retrieved.</li> <li>• 0 (False)—If text was <i>not</i> retrieved.</li> </ul>                                                                                                                                                                                                                                                                                                                                                                            |

### 25.9.11 TEXT^MXMLDOM(): Extract Non-markup Text

|                                |                                                                                                                                                                                                                                                                                                                                                                                                                                                 |         |                                                                                                                                                                            |       |                                                                       |
|--------------------------------|-------------------------------------------------------------------------------------------------------------------------------------------------------------------------------------------------------------------------------------------------------------------------------------------------------------------------------------------------------------------------------------------------------------------------------------------------|---------|----------------------------------------------------------------------------------------------------------------------------------------------------------------------------|-------|-----------------------------------------------------------------------|
| <b>Reference Type</b>          | Supported                                                                                                                                                                                                                                                                                                                                                                                                                                       |         |                                                                                                                                                                            |       |                                                                       |
| <b>Category</b>                | Toolkit—VistA XML Parser                                                                                                                                                                                                                                                                                                                                                                                                                        |         |                                                                                                                                                                            |       |                                                                       |
| <b>IA #</b>                    | 3561                                                                                                                                                                                                                                                                                                                                                                                                                                            |         |                                                                                                                                                                            |       |                                                                       |
| <b>Description</b>             | This API extracts non-markup text associated with the specified node.<br><br> <b>REF:</b> The VistA Extensible Markup Language (XML) Parser technical and user documentation can be found on the VHA Software Document Library (VDL) located at: <a href="http://www.va.gov/vdl/application.asp?appid=137">http://www.va.gov/vdl/application.asp?appid=137</a> |         |                                                                                                                                                                            |       |                                                                       |
| <b>Format</b>                  | TEXT^MXMLDOM(handle,node,text)                                                                                                                                                                                                                                                                                                                                                                                                                  |         |                                                                                                                                                                            |       |                                                                       |
| <b>Input Parameters</b>        | <table border="0"> <tr> <td>handle:</td> <td>(required) The value returned by the \$\$EN^MXMLDOM(): Perform Initial Processing of XML Document API that created the in-memory document image.</td> </tr> <tr> <td>node:</td> <td>(required) The node whose associated element name is being retrieved.</td> </tr> </table>                                                                                                                      | handle: | (required) The value returned by the \$\$EN^MXMLDOM(): Perform Initial Processing of XML Document API that created the in-memory document image.                           | node: | (required) The node whose associated element name is being retrieved. |
| handle:                        | (required) The value returned by the \$\$EN^MXMLDOM(): Perform Initial Processing of XML Document API that created the in-memory document image.                                                                                                                                                                                                                                                                                                |         |                                                                                                                                                                            |       |                                                                       |
| node:                          | (required) The node whose associated element name is being retrieved.                                                                                                                                                                                                                                                                                                                                                                           |         |                                                                                                                                                                            |       |                                                                       |
| <b>Input/Output Parameters</b> | <table border="0"> <tr> <td>text:</td> <td>(required) This parameter <i>must</i> contain a closed local or global array reference that is to receive the text. The specified array is deleted before being populated.</td> </tr> </table>                                                                                                                                                                                                       | text:   | (required) This parameter <i>must</i> contain a closed local or global array reference that is to receive the text. The specified array is deleted before being populated. |       |                                                                       |
| text:                          | (required) This parameter <i>must</i> contain a closed local or global array reference that is to receive the text. The specified array is deleted before being populated.                                                                                                                                                                                                                                                                      |         |                                                                                                                                                                            |       |                                                                       |

### 25.9.12 \$\$VALUE^MXMLDOM(): Retrieve Value Associated with Attribute

|                       |                                                                                                                                                                                                                                                                                                                                                                                                                                                              |
|-----------------------|--------------------------------------------------------------------------------------------------------------------------------------------------------------------------------------------------------------------------------------------------------------------------------------------------------------------------------------------------------------------------------------------------------------------------------------------------------------|
| <b>Reference Type</b> | Supported                                                                                                                                                                                                                                                                                                                                                                                                                                                    |
| <b>Category</b>       | Toolkit—VistA XML Parser                                                                                                                                                                                                                                                                                                                                                                                                                                     |
| <b>IA #</b>           | 3561                                                                                                                                                                                                                                                                                                                                                                                                                                                         |
| <b>Description</b>    | This extrinsic function retrieves the value associated with the named attribute.<br><br> <b>REF:</b> The VistA Extensible Markup Language (XML) Parser technical and user documentation can be found on the VHA Software Document Library (VDL) located at: <a href="http://www.va.gov/vdl/application.asp?appid=137">http://www.va.gov/vdl/application.asp?appid=137</a> |
| <b>Format</b>         | \$\$VALUE^MXMLDOM(handle,node,attrib)                                                                                                                                                                                                                                                                                                                                                                                                                        |

|                         |          |                                                                                                   |
|-------------------------|----------|---------------------------------------------------------------------------------------------------|
| <b>Input Parameters</b> | handle:  | (required) The value returned by the \$EN^MXMLDOM call that created the in-memory document image. |
|                         | node:    | (required) The node whose associated element name is being retrieved.                             |
| <b>Output</b>           | attrib:  | The name of the attribute whose value is being retrieved by this call.                            |
|                         | returns: | Returns the value associated with the specified attribute.                                        |

### 25.9.13 EN^MXMLPRSE(): Event-Driven API Based on SAX Interface

**Reference Type** Supported

**Category** Toolkit—VistA XML Parser

**IA #** 4149

**Description** This API is an event-driven interface that is modeled after the widely used SAX interface specification. In this implementation, a client application provides a special handler for each parsing event of interest. When the client invokes the parser, it conveys not only the document to be parsed, but also the entry points for each of its event handlers. As the parser progresses through the document, it invokes the client's handlers for each parsing event for which a handler has been registered.



**REF:** The VistA Extensible Markup Language (XML) Parser technical and user documentation can be found on the VHA Software Document Library (VDL) located at: <http://www.va.gov/vdl/application.asp?appid=137>

**Format** EN^MXMLPRSE ( doc , cbk , opt )

**Input Parameter** doc: (required) This is either a closed reference to a global root containing the document or a file name and path reference identifying the document on the host system. If a global root is passed, the document either must be stored in standard VA FileMan word-processing format or may occur in sequentially numbered nodes below the root node. Thus, if the global reference is "^XYZ", the global must be of one of the following formats:

- ^XYZ(1,0) = "LINE 1"
- ^XYZ(2,0) = "LINE 2" ...

OR

- ^XYZ(1) = "LINE 1"

- ^XYZ(2) = "LINE 2" ...

**Input/Output Parameter**

cbk:

(required) This is a local array, passed by reference that contains a list of parse events and the entry points for the handlers of those events. The format for each entry is:

```
CBK(<event type>) = <entry point>
```

The entry point must reference a valid entry point in an existing M routine and should be of the format tag^routine. The entry should not contain any formal parameter references. The application developer is responsible for ensuring that the actual entry point contains the appropriate number of formal parameters for the event type. For example, client application might register its STARTELEMENT event handler as follows:

```
CBK("STARTELEMENT") = "STELE^CLNT"
```

The actual entry point in the CLNT routine must include two formal parameters as in the example:

```
STELE(ELE,ATR) <handler code>
```

For the types of supported events and their required parameters, see the discussion on the pages that follows.

**Input Parameter**

opt:

(required) This is a list of option flags that control parser behavior. Recognized option flags include:

- W—Do not report warnings to the client.
- V—Validate the document. If not specified, the parser only checks for conformance.
- 0—Terminate parsing on encountering a warning.
- 1—Terminate parsing on encountering a validation error. (By default, the parser terminates only when a conformance error is encountered.)

**Examples****Figure 91: VistA XML Parser Use Example—Create XML file**

```
^TMP($J,1) = <?xml version='1.0'?>
^TMP($J,2) = <!DOCTYPE BOOK>
^TMP($J,3) = <BOOK>
^TMP($J,4) = <TITLE>Design Patterns</TITLE>
^TMP($J,5) = <AUTHOR>Author1</AUTHOR>
^TMP($J,6) = <AUTHOR>Author2</AUTHOR>
^TMP($J,7) = <AUTHOR>Author3</AUTHOR>
^TMP($J,8) = <AUTHOR>Author4</AUTHOR>
^TMP($J,9) = </BOOK>
```



Figure 92. VistA XML Parser Use Example—Simple API for XML (SAX) interface

```
>D EN^MXMLTEST($NA(^TMP($J)),"V")
```

Figure 93. VistA XML Parser Use Example—Check Document Object Model (DOM) interface

```
>S HDL=$$EN^MXMLDOM($NA(^TMP($J)))
>W $$NAME^MXMLDOM(HDL,1)
BOOK
>S CHD=$$CHILD^MXMLDOM(HDL,1)
>W $$NAME^MXMLDOM(HDL,CHD)
TITLE
>W $$TEXT^MXMLDOM(HDL,CHD,$NA(VV))
1
>ZW VV
VV(1)=Design Patterns
```

Write the name of  
the first node.

Get the child of  
the node.


Write the child  
name.

Get the text of  
the child.

Figure 94. VistA XML Parser Use Example—List all sibling nodes

```
>S CHD=$$CHILD^MXMLDOM(HDL,1)
>S SIB=CHD
>F S SIB=$$SIBLING^MXMLDOM(HDL,SIB) Q:SIB'=0 W !,SIB,?4,$$NAME^MXMLDOM(HDL,SIB)
3 AUTHOR
4 AUTHOR
5 AUTHOR
6 AUTHOR
>
```


## 25.9.14 \$\$SYMENC^MXMLUTL(): Replace XML Symbols with XML Encoding

|                        |                                                                                                                                                                                                                                                                                                                                                                                                                                                                                                                                      |
|------------------------|--------------------------------------------------------------------------------------------------------------------------------------------------------------------------------------------------------------------------------------------------------------------------------------------------------------------------------------------------------------------------------------------------------------------------------------------------------------------------------------------------------------------------------------|
| <b>Reference Type</b>  | Supported                                                                                                                                                                                                                                                                                                                                                                                                                                                                                                                            |
| <b>Category</b>        | Toolkit—VistA XML Parser                                                                                                                                                                                                                                                                                                                                                                                                                                                                                                             |
| <b>IA #</b>            | 4153                                                                                                                                                                                                                                                                                                                                                                                                                                                                                                                                 |
| <b>Description</b>     | This extrinsic function replaces reserved Extensible Markup Language (XML) symbols in a string with their XML encoding for strings used in an XML message.<br><br> <b>REF:</b> The VistA Extensible Markup Language (XML) Parser technical and user documentation can be found on the VHA Software Document Library (VDL) located at: <a href="http://www.va.gov/vdl/application.asp?appid=137">http://www.va.gov/vdl/application.asp?appid=137</a> |
| <b>Format</b>          | <code>\$\$SYMENC^MXMLUTL(str)</code>                                                                                                                                                                                                                                                                                                                                                                                                                                                                                                 |
| <b>Input Parameter</b> | str: (required) String to be encoded in an XML message.                                                                                                                                                                                                                                                                                                                                                                                                                                                                              |
| <b>Output</b>          | returns: Returns the input string with XML encoding replacing reserved XML symbols.                                                                                                                                                                                                                                                                                                                                                                                                                                                  |

### Example

```
>S X=$$SYMENC^MXMLUTL("This line isn't &""<XML>"" safe as is.")
>W X
```

## 25.9.15 \$\$XMLHDR^MXMLUTL: Return a Standard XML Message Headers

|                       |                                                                                                                                                                                                                                                                                                                                                                                                                                                                                           |
|-----------------------|-------------------------------------------------------------------------------------------------------------------------------------------------------------------------------------------------------------------------------------------------------------------------------------------------------------------------------------------------------------------------------------------------------------------------------------------------------------------------------------------|
| <b>Reference Type</b> | Supported                                                                                                                                                                                                                                                                                                                                                                                                                                                                                 |
| <b>Category</b>       | Toolkit—VistA XML Parser                                                                                                                                                                                                                                                                                                                                                                                                                                                                  |
| <b>IA #</b>           | 4153                                                                                                                                                                                                                                                                                                                                                                                                                                                                                      |
| <b>Description</b>    | This extrinsic function returns a standard Extensible Markup Language (XML) header for encoding XML messages.<br><br> <b>REF:</b> The VistA Extensible Markup Language (XML) Parser technical and user documentation can be found on the VHA Software Document Library (VDL) located at: <a href="http://www.va.gov/vdl/application.asp?appid=137">http://www.va.gov/vdl/application.asp?appid=137</a> |
| <b>Format</b>         | <code>\$\$XMLHDR^MXMLUTL</code>                                                                                                                                                                                                                                                                                                                                                                                                                                                           |

**Input Parameters** none

**Output** returns: Returns the standard XML header.

### Example

```
>S X=$$XMLHDR^MXMLUTL
>W X
<?xml version="1.0" encoding="utf-8" ?>
```

## 25.10 Toolkit—VHA Unique ID (VUID) APIs

### 25.10.1 GETIREF^XTID(): Get IREF (Term/Concept)

|                         |                                                                                                                                                                                                                                                                                                                                                                                                                                                                                                                                                                                                                                                                                                                                                                                                                                                                                                                                                                                                                                                                                                                                                                                                                                                                                                                                                                                                                                                                                          |
|-------------------------|------------------------------------------------------------------------------------------------------------------------------------------------------------------------------------------------------------------------------------------------------------------------------------------------------------------------------------------------------------------------------------------------------------------------------------------------------------------------------------------------------------------------------------------------------------------------------------------------------------------------------------------------------------------------------------------------------------------------------------------------------------------------------------------------------------------------------------------------------------------------------------------------------------------------------------------------------------------------------------------------------------------------------------------------------------------------------------------------------------------------------------------------------------------------------------------------------------------------------------------------------------------------------------------------------------------------------------------------------------------------------------------------------------------------------------------------------------------------------------------|
| <b>Reference Type</b>   | Supported                                                                                                                                                                                                                                                                                                                                                                                                                                                                                                                                                                                                                                                                                                                                                                                                                                                                                                                                                                                                                                                                                                                                                                                                                                                                                                                                                                                                                                                                                |
| <b>Category</b>         | Toolkit—VHA Unique ID (VUID)                                                                                                                                                                                                                                                                                                                                                                                                                                                                                                                                                                                                                                                                                                                                                                                                                                                                                                                                                                                                                                                                                                                                                                                                                                                                                                                                                                                                                                                             |
| <b>IA #</b>             | 4631                                                                                                                                                                                                                                                                                                                                                                                                                                                                                                                                                                                                                                                                                                                                                                                                                                                                                                                                                                                                                                                                                                                                                                                                                                                                                                                                                                                                                                                                                     |
| <b>Description</b>      | <p>This API searches and returns a list of terms/concepts for a given VHA Unique ID (VUID; i.e., "vuid" input parameter). Filtering of the list is applied when the following optional input parameters are defined:</p> <ul style="list-style-type: none"> <li>• file</li> <li>• field</li> <li>• master</li> </ul>                                                                                                                                                                                                                                                                                                                                                                                                                                                                                                                                                                                                                                                                                                                                                                                                                                                                                                                                                                                                                                                                                                                                                                     |
| <b>Format</b>           | GETIREF^XTID([file][,field],vuid,array[,master])                                                                                                                                                                                                                                                                                                                                                                                                                                                                                                                                                                                                                                                                                                                                                                                                                                                                                                                                                                                                                                                                                                                                                                                                                                                                                                                                                                                                                                         |
| <b>Input Parameters</b> | <p><b>file:</b> (optional) VistA file/subfile number where term/concept is defined.</p> <ul style="list-style-type: none"> <li>• Defined—If defined, the search is limited to those term/concepts that exist in that file and have the VUID assigned to the "vuid" input parameter.</li> <li>• Not Defined—If not defined, the search will include term/concepts that have the VUID assigned to "vuid" input parameter and may exist in both file terms and in SET OF CODES terms.</li> </ul> <p><b>field:</b> (optional) Field number, in the "file" input parameter, where term/concept is defined.</p> <ul style="list-style-type: none"> <li>• Defined—The search will find those terms/concepts that have the VUID assigned to the "vuid" input parameter and will be limited to those terms/concepts that exist in the given file/field combination. <ul style="list-style-type: none"> <li>– Entered as .01, it represents the terms defined in the file entered in the "file" input parameter.</li> <li>– Otherwise, the field number entered must be a SET OF CODES data type field in the file entered in the "file" input parameter.</li> </ul> </li> <li>• Not Defined—The search will find those terms/concepts that have the VUID assigned to the "vuid" input parameter and will be limited to those terms/concepts found in the file defined in the "file" input parameter.</li> </ul> <p><b>vuid:</b> (required) The VHA Unique ID (VUID) value, which is specified</p> |

to limit the search.

**array** (required) The name of the array (local or global) where results of the search will be stored.

**master:** (optional) Flag to limit the search of terms based on the value of the MASTER ENTRY FOR VUID field.

Returns:

- 0—Include all terms.
- 1—Include only those terms designated as MASTER ENTRY FOR VUID.

## Output

**array:** Returns the given array populated as follows:

- @TARRAY = <list count>  
@TARRAY@(<file#>,<field#>,<internalreference>) = <status info>

Where the <status info> is defined as "<internal value>^<VA FileMan effective date/time>^<external value>^<master entry?>"

- Empty Array—Unpopulated array when no entries are found.
- Error Array—When an error occurs, the array is populated as follows:

@TARRAY("ERROR")="<error message>"

## Example 1

```
>N array S array="MYARRAY"
>S file=16000009,field=.01,vuid=12343,master=0
>D GETIREF^XTID(file,field,vuid,array,master)
>ZW MYARRAY

MYARRAY=2
MYARRAY(16000009,.01,"1,")=1^3050202.153242^ACTIVE^0
MYARRAY(16000009,.01,"3,")=0^3050215.07584^INACTIVE^1
```

## Example 2

When no entries are found, the named array is populated as follows.

```
>ZW MYARRAY

MYARRAY=0
```

### Example 3

When an error occurs, the named array is populated as follows:

```
>ZW MYARRAY
MYARRAY("ERROR")=<error message>
```

## 25.10.2 \$\$GETMASTR^XTID(): Get Master VUID Flag (Term/Concept)

|                         |                                                                                                                                                                                                                                                                                                                                                                                                                                                                                                                                                                                                                                                                                                                                                                                                                                                                                                                                                                                                                                                   |
|-------------------------|---------------------------------------------------------------------------------------------------------------------------------------------------------------------------------------------------------------------------------------------------------------------------------------------------------------------------------------------------------------------------------------------------------------------------------------------------------------------------------------------------------------------------------------------------------------------------------------------------------------------------------------------------------------------------------------------------------------------------------------------------------------------------------------------------------------------------------------------------------------------------------------------------------------------------------------------------------------------------------------------------------------------------------------------------|
| <b>Reference Type</b>   | Supported                                                                                                                                                                                                                                                                                                                                                                                                                                                                                                                                                                                                                                                                                                                                                                                                                                                                                                                                                                                                                                         |
| <b>Category</b>         | Toolkit—VHA Unique ID (VUID)                                                                                                                                                                                                                                                                                                                                                                                                                                                                                                                                                                                                                                                                                                                                                                                                                                                                                                                                                                                                                      |
| <b>IA #</b>             | 4631                                                                                                                                                                                                                                                                                                                                                                                                                                                                                                                                                                                                                                                                                                                                                                                                                                                                                                                                                                                                                                              |
| <b>Description</b>      | This extrinsic function retrieves the value of the flag MASTER ENTRY FOR VUID for a given term/concept reference.                                                                                                                                                                                                                                                                                                                                                                                                                                                                                                                                                                                                                                                                                                                                                                                                                                                                                                                                 |
| <b>Format</b>           | \$\$GETMASTR^XTID(file[,field],iref)                                                                                                                                                                                                                                                                                                                                                                                                                                                                                                                                                                                                                                                                                                                                                                                                                                                                                                                                                                                                              |
| <b>Input Parameters</b> | <p>file: (required) VistA file/subfile number where term/concept is defined.</p> <p>field: (optional) Field number in the "file" input parameter where term/concept is defined.</p> <ul style="list-style-type: none"> <li>• Not Defined—If not defined, this field defaults to the .01 field number. It represents the terms defined in the file entered in the "file" input parameter.</li> <li>• Defined: <ul style="list-style-type: none"> <li>– Entered as .01; it represents the terms defined in the file entered in the "file" input parameter.</li> <li>– Otherwise, the field number entered <i>must</i> be a SET OF CODES data type field in the file entered in the "file" input parameter.</li> </ul> </li> </ul> <p>iref: (required) Internal reference for term/concept:</p> <ul style="list-style-type: none"> <li>• File Entries—This will be an IENS. For example:<br/>iref="5,"</li> <li>• SET OF CODES—This will be the internal value of the code. For example:<br/>iref = 3 or<br/>iref = "f" or<br/>iref = "M"</li> </ul> |
| <b>Output</b>           | returns: Returns results of operation as follows:                                                                                                                                                                                                                                                                                                                                                                                                                                                                                                                                                                                                                                                                                                                                                                                                                                                                                                                                                                                                 |

- Successful—Internal value of the MASTER ENTRY FOR VUID field as follows:

**0—NO**

**1—YES**

- Unsuccessful—<sup>^</sup><error message>

### Example 1

For terms defined in fields that are SET OF CODES:

```
>S file=2,field=.02,iref="M"
>W $$GETMASTR^XTID(file,field,iref)
1
```

### Example 2

For terms defined in a single file:

```
>S file=16000009,field=.01,iref="3,"
>W $$GETMASTR^XTID(file,field,iref)
0
```

## 25.10.3 \$\$GETSTAT^XTID(): Get Status Information (Term/Concept)

|                         |                                                                                                                                                                                                                                                                                                                                                                                                                                                                                                                                |
|-------------------------|--------------------------------------------------------------------------------------------------------------------------------------------------------------------------------------------------------------------------------------------------------------------------------------------------------------------------------------------------------------------------------------------------------------------------------------------------------------------------------------------------------------------------------|
| <b>Reference Type</b>   | Supported                                                                                                                                                                                                                                                                                                                                                                                                                                                                                                                      |
| <b>Category</b>         | Toolkit—VHA Unique ID (VUID)                                                                                                                                                                                                                                                                                                                                                                                                                                                                                                   |
| <b>IA #</b>             | 4631                                                                                                                                                                                                                                                                                                                                                                                                                                                                                                                           |
| <b>Description</b>      | This extrinsic function retrieves the status information for a given term/concept reference and a specified date/time.                                                                                                                                                                                                                                                                                                                                                                                                         |
| <b>Format</b>           | <code>\$\$GETSTAT^XTID(file[,field],iref[,datetime])</code>                                                                                                                                                                                                                                                                                                                                                                                                                                                                    |
| <b>Input Parameters</b> | <p><b>file:</b> (required) VistA file/subfile number where term/concept is defined.</p> <p><b>field:</b> (optional) Field number, in the "file" input parameter where term/concept is defined.</p> <ul style="list-style-type: none"> <li>• Not Defined—If not defined, this field defaults to the .01 field number, and it represents terms defined in the "file" input parameter.</li> <li>• Defined: <ul style="list-style-type: none"> <li>– Entered as .01, it represents the terms defined in the</li> </ul> </li> </ul> |

file entered in the "file" input parameter.

- Otherwise, the field number entered must be a SET OF CODES data type field in the file entered in the "file" input parameter.

iref: (required) Internal reference for term/concept.

- File entries—This will be an IENS. For example:

iref = "5,"

- SETS OF CODES—This will be the internal value of the code. For example:

iref = 3 or  
iref = "f" or  
iref = "M"

datetime: (optional) VA FileMan date/time. It defaults to NOW.

## Output

returns: Returns results of operation as follows:

- Successful—<internal value>^<VA FileMan effective date/time>^<external value>

For example:

```
0^3050220.115720^INACTIVE
1^3050225.115711^ACTIVE
```

- Unsuccessful—^<error message>



**NOTE:** The first piece is empty. This differentiates it from the successful case, where the first piece is either 0 or 1.

## Example 1

For terms defined in fields that are SET OF CODES:

```
>S file=2,field=.02,iref="M",datetime=$$NOW^XLFDT
>W $$GETSTAT^XTID(file,field,iref,datetime)
1^3050121.154752^ACTIVE
```

## Example 2

For terms defined in a single file:

```
>S file=16000009,field=.01,iref="3",datetime=""
>W $$GETSTAT^XTID(file,field,iref,datetime)
0^3050122.154755^INACTIVE
```



## 25.10.4 \$\$GETVUID^XTID(): Get VUID (Term/Concept)

|                         |                                                                                                                                                                                                                                                                                                                                                                                                                                                                                                                                                                                                                                                                                                                                                                                                                                                                                                                                                                                                                                                                                                                         |
|-------------------------|-------------------------------------------------------------------------------------------------------------------------------------------------------------------------------------------------------------------------------------------------------------------------------------------------------------------------------------------------------------------------------------------------------------------------------------------------------------------------------------------------------------------------------------------------------------------------------------------------------------------------------------------------------------------------------------------------------------------------------------------------------------------------------------------------------------------------------------------------------------------------------------------------------------------------------------------------------------------------------------------------------------------------------------------------------------------------------------------------------------------------|
| <b>Reference Type</b>   | Supported                                                                                                                                                                                                                                                                                                                                                                                                                                                                                                                                                                                                                                                                                                                                                                                                                                                                                                                                                                                                                                                                                                               |
| <b>Category</b>         | Toolkit—VHA Unique ID (VUID)                                                                                                                                                                                                                                                                                                                                                                                                                                                                                                                                                                                                                                                                                                                                                                                                                                                                                                                                                                                                                                                                                            |
| <b>IA #</b>             | 4631                                                                                                                                                                                                                                                                                                                                                                                                                                                                                                                                                                                                                                                                                                                                                                                                                                                                                                                                                                                                                                                                                                                    |
| <b>Description</b>      | This extrinsic function retrieves the VHA Unique ID (VUID) for a given term/concept reference.                                                                                                                                                                                                                                                                                                                                                                                                                                                                                                                                                                                                                                                                                                                                                                                                                                                                                                                                                                                                                          |
| <b>Format</b>           | <code>\$\$GETVUID^XTID(file[,field],iref)</code>                                                                                                                                                                                                                                                                                                                                                                                                                                                                                                                                                                                                                                                                                                                                                                                                                                                                                                                                                                                                                                                                        |
| <b>Input Parameters</b> | <p><b>file:</b> (required) VistA file/subfile number where term/concept is defined.</p> <p><b>field:</b> (optional) Field number in the "file" input parameter where term/concept is defined.</p> <ul style="list-style-type: none"> <li>• Not Defined—If not defined, this field defaults to the .01 field number, and it represents terms defined in the file entered in the "file" input parameter.</li> <li>• Defined: <ul style="list-style-type: none"> <li>– Entered as .01, it represents the terms defined in the file entered in the "file" input parameter.</li> <li>– Otherwise, the field number entered must be a SET OF CODES data type field in the file entered in the "file" input parameter.</li> </ul> </li> </ul> <p><b>iref:</b> (required) Internal reference for term/concept:</p> <ul style="list-style-type: none"> <li>• File Entries—This will be an IENS. For example:<br/> <code>iref="5,"</code></li> <li>• SET OF CODES—This will be the internal value of the code. For example:<br/> <code>iref = 3</code> or<br/> <code>iref = "f"</code> or<br/> <code>iref = "M"</code></li> </ul> |
| <b>Output</b>           | <p><b>returns:</b> Returns results of operation as follows:</p> <ul style="list-style-type: none"> <li>• Successful—VHA Unique ID (VUID)</li> <li>• Unsuccessful—0^&lt;error message&gt;</li> </ul>                                                                                                                                                                                                                                                                                                                                                                                                                                                                                                                                                                                                                                                                                                                                                                                                                                                                                                                     |

### Example 1

For terms defined in fields that are SET OF CODES:

```
>S file=2,field=.02,iref="M"
>W $$GETVUID^XTID(file,field,iref)
123456
```

### Example 2

For terms defined in a single file:

```
>S file=16000009,field=.01,iref="3,"
>W $$GETVUID^XTID(file,field,iref)
123457
```

## 25.10.5 \$\$SCREEN^XTID(): Get Screening Condition (Term/Concept)

|                         |                                                                                                                                                                                                                                                                                                                                                                                                                                                                                                                                                                                                                                                                                     |
|-------------------------|-------------------------------------------------------------------------------------------------------------------------------------------------------------------------------------------------------------------------------------------------------------------------------------------------------------------------------------------------------------------------------------------------------------------------------------------------------------------------------------------------------------------------------------------------------------------------------------------------------------------------------------------------------------------------------------|
| <b>Reference Type</b>   | Supported                                                                                                                                                                                                                                                                                                                                                                                                                                                                                                                                                                                                                                                                           |
| <b>Category</b>         | Toolkit—VHA Unique ID (VUID)                                                                                                                                                                                                                                                                                                                                                                                                                                                                                                                                                                                                                                                        |
| <b>IA #</b>             | 4631                                                                                                                                                                                                                                                                                                                                                                                                                                                                                                                                                                                                                                                                                |
| <b>Description</b>      | <p>As of Kernel Toolkit Patch XT*7.3*108, this extrinsic function retrieves the screening condition for a given term/concept reference and specified date/time. It returns whether or not a given entry should be screened out of selection lists. This API should <i>not</i> be used to determine if the given entry is active/inactive, since the API takes into consideration where in the standardization process the facility is. It returns the following values:</p> <ul style="list-style-type: none"> <li>• 0—If the given entry is selectable (i.e., "do <i>not</i> screen it out")</li> <li>• 1—If the entry is <i>not</i> selectable (i.e., "screen it out")</li> </ul> |
| <b>Format</b>           | \$\$SCREEN^XTID(file[,field],iref[,datetime][, .cached])                                                                                                                                                                                                                                                                                                                                                                                                                                                                                                                                                                                                                            |
| <b>Input Parameters</b> | <p>file: (required) VistA file/subfile number where term/concept is defined.</p> <p>field: (optional) Field number, in the "file" input parameter where term/concept is defined.</p> <ul style="list-style-type: none"> <li>• Not Defined—If not defined, this field defaults to the .01 field number, and it represents terms defined in the file entered in the "file" input parameter..</li> <li>• Defined: <ul style="list-style-type: none"> <li>– Entered as .01, it represents the terms defined in the file entered in the "file" input parameter.</li> <li>– Otherwise, the field number entered must be a SET</li> </ul> </li> </ul>                                      |

OF CODES data type field in the file entered in the "file" input parameter.

- iref: (required) Internal reference for term/concept:
- File entries—This will be an IENS. For example:  
iref = "5,"
  - SET OF CODES—This will be the internal value of the code. For example:  
iref = 3 or  
iref = "f" or  
iref = "M"
- datetime: (optional) VA FileMan date/time against which screening is checked. It defaults to **NOW**.



**NOTE:** If the value of the datetime parameter contains a date and no time, no entries are returned for the first day.

- .cached (optional) Flag to indicate caching. Used mainly when defining the "screen" parameter [e.g., DIC("S")] while searching large files. This will improve the speed of the search.



**NOTE:** It *must* be KILLED before initiating each search query (e.g., before calling the ^DIC).

## Output

- returns: Returns the screening condition as follows:
- 0—When term/concept is selectable (i.e., do *not* screen it out).
  - 1—When term/concept is not selectable (i.e., screen it out).

## Example 1

For terms defined in fields that are SET OF CODES:

```
>S file=2,field=.02,iref="M",datetime=$$NOW^XLFDT
>W $$SCREEN^XTID(file,field,iref,datetime)
0
```

### Example 2

For terms defined in a single file:

```
>S file=16000009,field=.01,iref="3",,datetime=""
>W $$SCREEN^XTID(file,field,iref,datetime)
0
```

### Example 3

When searching a large file:

```
>S file=120.52,field=.01,datetime=""
>S SCREEN="I '$$SCREEN^XTID(file,field,Y_","",,datetime,.cached)"
>. . .
>K cached
>D LIST^DIC(file,,".01;99.99",,"*",,,,SCREEN,, "LIST", "MSG")
>K cached
```

## 25.10.6 \$\$SETMASTR^XTID(): Set Master VUID Flag (Term/Concept)

|                         |                                                                                                                                                                                                                                                                                                                                                                                                                                                                                                                                                                                                                                                                                                                                                                                                                                                                                                                                         |       |                                                                     |        |                                                                                                                                                                                                                                                                                                                                                                                                                                                                                                                                                                                                                                                              |
|-------------------------|-----------------------------------------------------------------------------------------------------------------------------------------------------------------------------------------------------------------------------------------------------------------------------------------------------------------------------------------------------------------------------------------------------------------------------------------------------------------------------------------------------------------------------------------------------------------------------------------------------------------------------------------------------------------------------------------------------------------------------------------------------------------------------------------------------------------------------------------------------------------------------------------------------------------------------------------|-------|---------------------------------------------------------------------|--------|--------------------------------------------------------------------------------------------------------------------------------------------------------------------------------------------------------------------------------------------------------------------------------------------------------------------------------------------------------------------------------------------------------------------------------------------------------------------------------------------------------------------------------------------------------------------------------------------------------------------------------------------------------------|
| <b>Reference Type</b>   | Supported                                                                                                                                                                                                                                                                                                                                                                                                                                                                                                                                                                                                                                                                                                                                                                                                                                                                                                                               |       |                                                                     |        |                                                                                                                                                                                                                                                                                                                                                                                                                                                                                                                                                                                                                                                              |
| <b>Category</b>         | Toolkit—VHA Unique ID (VUID)                                                                                                                                                                                                                                                                                                                                                                                                                                                                                                                                                                                                                                                                                                                                                                                                                                                                                                            |       |                                                                     |        |                                                                                                                                                                                                                                                                                                                                                                                                                                                                                                                                                                                                                                                              |
| <b>IA #</b>             | 4631                                                                                                                                                                                                                                                                                                                                                                                                                                                                                                                                                                                                                                                                                                                                                                                                                                                                                                                                    |       |                                                                     |        |                                                                                                                                                                                                                                                                                                                                                                                                                                                                                                                                                                                                                                                              |
| <b>Description</b>      | This extrinsic function stores (sets) the value of the MASTER ENTRY FOR VUID flag for a given term/concept reference. The MASTER ENTRY FOR VUID flag is used to distinguish references that might be duplicates.                                                                                                                                                                                                                                                                                                                                                                                                                                                                                                                                                                                                                                                                                                                        |       |                                                                     |        |                                                                                                                                                                                                                                                                                                                                                                                                                                                                                                                                                                                                                                                              |
| <b>Format</b>           | \$\$SETMASTR^XTID(file[,field],iref,mstrflag)                                                                                                                                                                                                                                                                                                                                                                                                                                                                                                                                                                                                                                                                                                                                                                                                                                                                                           |       |                                                                     |        |                                                                                                                                                                                                                                                                                                                                                                                                                                                                                                                                                                                                                                                              |
| <b>Input Parameters</b> | <table border="0"> <tr> <td style="vertical-align: top;">file:</td> <td>(required) VistA file/subfile number where term/concept is defined.</td> </tr> <tr> <td style="vertical-align: top;">field:</td> <td>                     (optional) Field number in the "file" input parameter where term/concept is defined.                     <ul style="list-style-type: none"> <li>• Not Defined—If not defined, this field defaults to the .01 field number. It represents the terms defined in the file entered in the "file" input parameter.</li> <li>• Defined:                             <ul style="list-style-type: none"> <li>– Entered as .01; it represents the terms defined in the file entered in the "file" input parameter.</li> <li>– Otherwise, the field number entered <i>must</i> be a SET OF CODES data type field in the file entered in the "file" input parameter.</li> </ul> </li> </ul> </td> </tr> </table> | file: | (required) VistA file/subfile number where term/concept is defined. | field: | (optional) Field number in the "file" input parameter where term/concept is defined. <ul style="list-style-type: none"> <li>• Not Defined—If not defined, this field defaults to the .01 field number. It represents the terms defined in the file entered in the "file" input parameter.</li> <li>• Defined:                             <ul style="list-style-type: none"> <li>– Entered as .01; it represents the terms defined in the file entered in the "file" input parameter.</li> <li>– Otherwise, the field number entered <i>must</i> be a SET OF CODES data type field in the file entered in the "file" input parameter.</li> </ul> </li> </ul> |
| file:                   | (required) VistA file/subfile number where term/concept is defined.                                                                                                                                                                                                                                                                                                                                                                                                                                                                                                                                                                                                                                                                                                                                                                                                                                                                     |       |                                                                     |        |                                                                                                                                                                                                                                                                                                                                                                                                                                                                                                                                                                                                                                                              |
| field:                  | (optional) Field number in the "file" input parameter where term/concept is defined. <ul style="list-style-type: none"> <li>• Not Defined—If not defined, this field defaults to the .01 field number. It represents the terms defined in the file entered in the "file" input parameter.</li> <li>• Defined:                             <ul style="list-style-type: none"> <li>– Entered as .01; it represents the terms defined in the file entered in the "file" input parameter.</li> <li>– Otherwise, the field number entered <i>must</i> be a SET OF CODES data type field in the file entered in the "file" input parameter.</li> </ul> </li> </ul>                                                                                                                                                                                                                                                                            |       |                                                                     |        |                                                                                                                                                                                                                                                                                                                                                                                                                                                                                                                                                                                                                                                              |

|               |                                                                                                                                                                                                                                                  |
|---------------|--------------------------------------------------------------------------------------------------------------------------------------------------------------------------------------------------------------------------------------------------|
| iref:         | (required) Internal reference for term/concept:                                                                                                                                                                                                  |
|               | <ul style="list-style-type: none"> <li>File Entries—This will be an IENS. For example:<br/>iref="5,"</li> <li>SET OF CODES—This will be the internal value of the code. For example:<br/>iref = 3 or<br/>iref = "f" or<br/>iref = "M"</li> </ul> |
| mstrflag:     | (required) The internal value of the MASTER ENTRY FOR VUID field. Possible values are as follows:                                                                                                                                                |
|               | <ul style="list-style-type: none"> <li>0—NO</li> <li>1—YES</li> </ul>                                                                                                                                                                            |
| <b>Output</b> | returns: Returns results of operation as follows:                                                                                                                                                                                                |
|               | <ul style="list-style-type: none"> <li>Successful—1</li> <li>Unsuccessful—0^&lt;error message&gt;</li> </ul>                                                                                                                                     |

**Example 1**

For terms defined in fields that are SET OF CODES:

```
>S file=2,field=.02,iref="M",mstrflag=0
>W $$SETMASTR^XTID(file,field,iref,mstrflag)
1
```

**Example 2**

For terms defined in a single file:

```
>S file=16000009,field=.01,iref="3",mstrflag=1
>W $$SETMASTR^XTID(file,field,iref,mstrflag)
1
```

**Example 3**

```
>S file=16000009,field=.01,iref="6",mstrflag=1
>W $$SETMASTR^XTID(file,field,iref,mstrflag)
0^pre-existing master entry
```

## 25.10.7 \$\$SETSTAT^XTID(): Set Status Information (Term/Concept)

|                         |                                                                                                                                                                                                                                                                                                                                                                                                                                                                                                                                                                                                                                                                                                                                                                                                                                                                                                                                                                                                                                                                                                                                                                                                                                                                                                                                      |
|-------------------------|--------------------------------------------------------------------------------------------------------------------------------------------------------------------------------------------------------------------------------------------------------------------------------------------------------------------------------------------------------------------------------------------------------------------------------------------------------------------------------------------------------------------------------------------------------------------------------------------------------------------------------------------------------------------------------------------------------------------------------------------------------------------------------------------------------------------------------------------------------------------------------------------------------------------------------------------------------------------------------------------------------------------------------------------------------------------------------------------------------------------------------------------------------------------------------------------------------------------------------------------------------------------------------------------------------------------------------------|
| <b>Reference Type</b>   | Supported                                                                                                                                                                                                                                                                                                                                                                                                                                                                                                                                                                                                                                                                                                                                                                                                                                                                                                                                                                                                                                                                                                                                                                                                                                                                                                                            |
| <b>Category</b>         | Toolkit—VHA Unique ID (VUID)                                                                                                                                                                                                                                                                                                                                                                                                                                                                                                                                                                                                                                                                                                                                                                                                                                                                                                                                                                                                                                                                                                                                                                                                                                                                                                         |
| <b>IA #</b>             | 4631                                                                                                                                                                                                                                                                                                                                                                                                                                                                                                                                                                                                                                                                                                                                                                                                                                                                                                                                                                                                                                                                                                                                                                                                                                                                                                                                 |
| <b>Description</b>      | This extrinsic function stores (sets) the status and effective date/time for the given term/concept.                                                                                                                                                                                                                                                                                                                                                                                                                                                                                                                                                                                                                                                                                                                                                                                                                                                                                                                                                                                                                                                                                                                                                                                                                                 |
| <b>Format</b>           | <code>\$\$SETSTAT^XTID(file[,field],iref,status[,datetime])</code>                                                                                                                                                                                                                                                                                                                                                                                                                                                                                                                                                                                                                                                                                                                                                                                                                                                                                                                                                                                                                                                                                                                                                                                                                                                                   |
| <b>Input Parameters</b> | <p><b>file:</b> (required) VistA file/subfile number where term/concept is defined.</p> <p><b>field:</b> (optional) Field number in the "file" input parameter where term/concept is defined.</p> <ul style="list-style-type: none"> <li>• Not Defined—If not defined, this field defaults to the .01 field number, and it represents terms defined in the file entered in the "file" input parameter.</li> <li>• Defined: <ul style="list-style-type: none"> <li>– Entered as .01, it represents the terms defined in the file entered in the "file" input parameter.</li> <li>– Otherwise, the field number entered must be a SET OF CODES data type field in the file entered in the "file" input parameter.</li> </ul> </li> </ul> <p><b>iref:</b> (required) Internal reference for term/concept:</p> <ul style="list-style-type: none"> <li>• File entries—This will be an IENS. For example:<br/>iref = "5,"</li> <li>• SET OF CODES—This will be the internal value of the code. For example:<br/>iref = 3 or<br/>iref = "f" or<br/>iref = "M"</li> </ul> <p><b>status:</b> (required) The status internal value. Possible values are as follows:</p> <ul style="list-style-type: none"> <li>• 0—INACTIVE</li> <li>• 1—ACTIVE</li> </ul> <p><b>datetime:</b> (optional) VA FileMan date/time. It defaults to <b>NOW</b>.</p> |
| <b>Output</b>           | <b>returns:</b> Returns results of operation as follows:                                                                                                                                                                                                                                                                                                                                                                                                                                                                                                                                                                                                                                                                                                                                                                                                                                                                                                                                                                                                                                                                                                                                                                                                                                                                             |

- Successful—1
- Unsuccessful—0^<error message>

### Example 1

For terms defined in fields that are SET OF CODES:

```
>S file=2,field=.02,iref="M",status=1,datetime=$$NOW^XLFDT
>W $$SETSTAT^XTID(file,field,iref,status,datetime)
1
```

### Example 2

For terms defined in a single file:

```
>S file=16000009,field=.01,iref="3",status=1,datetime=$$NOW^XLFDT
>W $$SETSTAT^XTID(file,field,iref,status,datetime)
1
```

## 25.10.8 \$\$SETVUID^XTID(): Set VUID (Term/Concept)

|                         |                                                                                                                                                                                                                                                                                                                                                                                                                               |
|-------------------------|-------------------------------------------------------------------------------------------------------------------------------------------------------------------------------------------------------------------------------------------------------------------------------------------------------------------------------------------------------------------------------------------------------------------------------|
| <b>Reference Type</b>   | Supported                                                                                                                                                                                                                                                                                                                                                                                                                     |
| <b>Category</b>         | Toolkit—VHA Unique ID (VUID)                                                                                                                                                                                                                                                                                                                                                                                                  |
| <b>IA #</b>             | 4631                                                                                                                                                                                                                                                                                                                                                                                                                          |
| <b>Description</b>      | <p>This extrinsic function populates (sets) the VHA Unique ID (VUID) for a given term/concept reference.</p> <p>It also automatically sets the MASTER ENTRY FOR VUID field to distinguish references that might be duplicates. If this is the first reference assigned the VUID, it sets the MASTER ENTRY FOR VUID equal to 1. If another entry already has the given VUID, it sets the MASTER ENTRY FOR VUID equal to 0.</p> |
| <b>Format</b>           | \$\$SETVUID^XTID( file[ , field], iref, vuid)                                                                                                                                                                                                                                                                                                                                                                                 |
| <b>Input Parameters</b> | <p>file: (required) VistA file/subfile number where term/concept is defined.</p> <p>field: (optional) Field number in the "file" input parameter where term/concept is defined.</p> <ul style="list-style-type: none"> <li>• Not Defined—If not defined, this field defaults to the .01 field number, and it represents terms defined in the file entered in the "file" input parameter.</li> <li>• Defined:</li> </ul>       |

- Entered as .01, it represents the terms defined in the file entered in the "file" input parameter.
- Otherwise, the field number entered must be a SET OF CODES data type field in the file entered in the "file" input parameter.

iref: (required) Internal reference for term/concept.

- File entries—This will be an IENS. For example:  
iref = "5"
- SET OF CODES—This will be the internal value of the code. For example:

iref = 3 or  
iref = "f" or  
iref = "M"

vuid: (required) The VHA Unique ID (VUID) to assign the given term/concept reference.

## Output

returns: Returns results of operation as follows:

- Successful—1
- Unsuccessful—0^<error message>

## Example 1

For terms defined in fields that are SET OF CODES:

```
>S file=2,field=.02,iref="M",vuid=123456
>W $$SETVUID^XTID(file,field,iref,vuid)
1
```

## Example 2

For terms defined in a single file:

```
>S file=16000009,field=.01,iref="3",vuid=123457
>W $$SETVUID^XTID(file,field,iref,vuid)
1
```




## 25.11 Toolkit—Routine Tools

Kernel Toolkit provides developer utilities for working with M routines and globals. This topic describes the routine tools exported with Kernel Toolkit. These tools are useful to IRM staff and VistA software developers.

### 25.11.1 Direct Mode Utilities

Several Kernel Toolkit direct mode utilities are available for developers to use at the M prompt, usually involving the DO command. They are not APIs and *cannot* be used in software application routines.

**Table 24. Routine Tools: Direct Mode Utilities**

| Direct Mode Utility   | Description                                                                                                                                                                                                                                                                                                                            |
|-----------------------|----------------------------------------------------------------------------------------------------------------------------------------------------------------------------------------------------------------------------------------------------------------------------------------------------------------------------------------|
| >D ^XTFCR             | Generate a flow chart of an entire routine.                                                                                                                                                                                                                                                                                            |
| >D ^XTFCE             | Generate a flow chart of the processing performed from a specified entry point to the termination of processing resulting from that entry point.                                                                                                                                                                                       |
| >D ^%INDEX            | (obsolete) To run %INDEX.                                                                                                                                                                                                                                                                                                              |
| >D ^XINDEX            | To run XINDEX.                                                                                                                                                                                                                                                                                                                         |
| >X ^%Z                | Invokes the ^%Z editor.                                                                                                                                                                                                                                                                                                                |
| >D ^XTRGRPE           | Edit a group of routines.                                                                                                                                                                                                                                                                                                              |
| >D ^XTVCHG            | Changes all occurrences of one variable to another.                                                                                                                                                                                                                                                                                    |
| >D ^XTVNUM            | Update or set the version number into a set of routines.                                                                                                                                                                                                                                                                               |
| >D ^%ZTP1             | A summary listing of the first, and optionally the second, line of one or more routines can be obtained.                                                                                                                                                                                                                               |
| >D ^%ZTPP             | Print a listing of entire routines.                                                                                                                                                                                                                                                                                                    |
| >D ^XTRCMP            | Compare two routines with different names and display the differences (using MailMan's PackMan compare utilities).                                                                                                                                                                                                                     |
| >D TAPE^XTRCMP        | Compares routines in a Host File Server (HFS) file to an installed routine and displays the differences.<br><br> <b>NOTE:</b> While it is still called a "TAPE" compare, it is actually comparing a routine in an HFS file to an installed routine. |
| >D ^%ZTRDEL           | Delete one or more routines.                                                                                                                                                                                                                                                                                                           |
| >D ^%RR (OS-specific) | Loads routines from an external device, such as magtape.                                                                                                                                                                                                                                                                               |

| Direct Mode Utility   | Description                                               |
|-----------------------|-----------------------------------------------------------|
| >D ^%RS (OS-specific) | Output routines to an external device, such as a magtape. |

## 25.11.2 Routine Tools Menu

Most of these tools are available as options on the Routine Tools menu [XUPR-ROUTINE-TOOLS] located on the Programmer Options menu [XUPROG], which is locked with the XUPROG security key. Some subordinate menu options are locked with the XUPROGMODE or XUPROG security keys as an extra level of security.

Routines can be edited, analyzed by flow-charting, printed, compared, deleted, and moved by using an option or its corresponding direct mode utility.

The Routine Tools menu is shown below:

**Figure 95. Routine Tools menu options**

|                                                |                       |
|------------------------------------------------|-----------------------|
| SYSTEMS MANAGER MENU ...                       | [EVE]                 |
| Programmer Options ... <locked with XUPROG>    | [XUPROG]              |
| Routine Tools ...                              | [XUPR-ROUTINE-TOOLS]  |
| %Index of Routines                             | [XUINDEX]             |
| Compare local/national checksums report        | [XU CHECKSUM REPORT]  |
| Compare routines on tape to disk               | [XUPR-RTN-TAPE-CMP]   |
| Compare two routines                           | [XT-ROUTINE COMPARE]  |
| Delete Routines <locked with XUPROGMODE>       | [XTRDEL]              |
| Flow Chart Entire Routine                      | [XTFCR]               |
| Flow Chart from Entry Point                    | [XTFCE]               |
| Group Routine Edit <locked with XUPROGMODE>    | [XTRGRPE]             |
| Input routines <locked with XUPROG>            | [XURROUTINE IN]       |
| List Routines                                  | [XUPRROU]             |
| Load/refresh checksum values into ROUTINE file | [XU CHECKSUM LOAD]    |
| Output routines                                | [XURROUTINE OUT]      |
| Routine Edit <locked with XUPROGMODE>          | [XUPR RTN EDIT]       |
| Routines by Patch Number                       | [XUPR RTN PATCH]      |
| Variable changer <locked with XUPROGMODE>      | [XT-VARIABLE CHANGER] |
| Version Number Update <locked with XUPROGMODE> | [XT-VERSION NUMBER]   |

These options are documented in the topics that follow, grouped by routine type.

## 25.11.2.1 Analyzing Routines

### 25.11.2.1.1 %Index of Routines Option—XINDEX

The %Index of Routines option [XUINDEX] is used to call Kernel Toolkit's XINDEX utility (formerly known as %INDEX utility). XINDEX is a static analysis tool that plays the dual role of a VistA-aware cross-referencing tool and a code checker (or recognizer).

As of Kernel Toolkit Patch XT\*7.3\*132, the %Index of Routines option [XUINDEX] allows users to check the contents of any of the following:

- **Routines**—XINDEX checks the specified routines (e.g., XU\*).
- **Builds**—XINDEX checks the contents of the specified build defined in the BUILD file (#9.6). XINDEX checks all components of the build on the current system, which includes, routines, options, templates, data dictionaries, etc.
- **Installs**—XINDEX checks the contents of the specified install defined in the INSTALL file (#9.7). XINDEX checks all components of the install that have temporarily been loaded into ^XTEMP global, which includes, routines, options, templates, data dictionaries, etc.
- **Packages**—XINDEX checks the contents of the specified package defined in the PACKAGE file (#9.4). XINDEX checks all components of the package on the current system, which includes, routines, options, templates, data dictionaries, etc.

**Figure 96. %Index of Routines option—Sample user entries**

```

Select Routine Tools Option: %INDEX <Enter> of Routines

 V. A. C R O S S R E F E R E N C E R 7.3
 [2008 VA Standards & Conventions]
 UCI: KRN CPU: KRN Dec 13, 2011@07:40:44

All Routines? No => NO

Routine: HLUOPT
Routine: <Enter>
1 routine

Select BUILD NAME: <Enter>
Select INSTALL NAME: <Enter>
Select PACKAGE NAME: <Enter>

Print more than compiled errors and warnings? YES// <Enter>

Print summary only? NO// <Enter>

Print routines? YES// <Enter>

Print (R)egular,(S)tructured or (B)oth? R// <Enter>

Print errors and warnings with each routine? YES// <Enter>

Save parameters in ROUTINE file? NO// <Enter>

Index all called routines? NO// <Enter>
DEVICE: <Enter> Telnet Terminal Right Margin: 80// <Enter>

 V. A. C R O S S R E F E R E N C E R 7.3
 [2008 VA Standards & Conventions]
 UCI: KRN CPU: KRN Dec 13, 2011@07:40:44
Routines: 1 Faux Routines: 0

HLUOPT

--- CROSS REFERENCING ---

 Press return to continue: <Enter>

Compiled list of Errors and Warnings Dec 13, 2011
HLUOPT * * 69 Lines, 3758 Bytes, Checksum: B18177059
 HOLD+4 W - Null line (no commands or comment).

--- Routine Detail --- with REGULAR ROUTINE LISTING
 Press return to continue:
<Enter>

HLUOPT * * 69 Lines, 3758 Bytes, Checksum: B18177059
 Dec 13, 2011@07:40:44 page 2
 548 bytes in comments
HLUOPT ;AISC/SAW-Main Menu for HL7 Module ;07/26/99 08:47
 ;1.6;HEALTH LEVEL SEVEN;**57**;Oct 13, 1995

```

**As of Kernel Toolkit Patch XT\*7.3\*132: Choose 1 of these 3 options and skip the other prompts.**

**Or enter "S" for an indented report.**

**Or enter YES to store the parameters.**

**Warning error message is displayed for this routine.**

**After pressing Enter, the option displays the selected routine (only the first two lines included here).**



**REF:** For more information on the XINDEX utility, see the "XINDEX" section in this manual.

### 25.11.2.1.2 Flow Chart Entire Routine Option

The Flow Chart Entire Routine option [XTFCR] generates a flow chart, showing the processing performed within an entire routine.

The following corresponding direct mode utility can be used in programmer mode:

```
>D ^XTFCR
```

### 25.11.2.1.3 Flow Chart From Entry Point Option

The Flow Chart from Entry Point option [XTFCE] generates a flow chart of the processing performed from a specified entry point to its termination of processing. It also allows the user to expand the code in other routines or entry points referenced by DO or GOTO commands.

The following corresponding direct mode utility can be used in programmer mode:

```
>D ^XTFCE
```

## 25.11.2.2 Editing Routines

### 25.11.2.2.1 Group Routine Edit Option

The Group Routine Edit option [XTRGRPE] calls the XTRGRPE routine to edit a group of routines. Once several routines are identified, the Kernel Toolkit ^%Z editor is called. This option is locked with XUPROGMODE.

The corresponding direct mode utility can be used in programmer mode as follows:

```
>D ^XTRGRPE
```

### 25.11.2.2.2 Routine Edit Option

The Routine Edit option [XUPR RTN EDIT] invokes the ^%Z editor. The ^%Z editor can be used to edit a group of routines with the Group Routine Edit option. This allows developers at an external site (e.g., on the site manager's staff) to edit M routines. This option is locked with the XUPROGMODE security key.

The corresponding direct mode utility can be used in programmer mode as follows:

```
>X ^%Z
```



**REF:** For more information on the ^%Z Editor, see the "%Z Editor" topic in Chapter 16, "Miscellaneous: Developer Tools," in this manual.

### 25.11.2.2.3 Routines by Patch Number Option

The Routines by Patch Number option [XUPR RTN PATCH] allows users to print routines associated with a patch. When prompted, enter a list of routines. The output is sorted by patch number.

### 25.11.2.2.4 Variable Changer Option

The Variable Changer option [XT-VARIABLE CHANGER] runs the XTVCHG routine, which changes all occurrences of one variable to another. This option is locked with the XUPROGMODE security key.



**CAUTION:** *This option changes DOs and GOTOs also, but it does not change the target of the DOs and GOTOs. For example, if you request to change all occurrences of "TAG" to "TAGS", "DO TAG" would be changed to "DO TAGS". However, the actual Line Label called TAG would not be changed.*

The corresponding direct mode utility can be used in programmer mode as follows:

```
>D ^XTVCHG
```

### 25.11.2.2.5 Version Number Update Option

The Version Number Update option [XT-VERSION NUMBER] is used to update version numbers of one or more routines. This option runs the XTVNUM routine to update or set the version number into a set of routines. This option is locked with the XUPROGMODE security key.

The corresponding direct mode utility can be used in programmer mode as follows:

```
>D ^XTVNUM
```

## 25.11.2.3 Printing Routines

### 25.11.2.3.1 List Routines Option

The List Routines option [XUPRROU] uses the %ZTPP utility to print a listing of entire routines.

The corresponding direct mode utility can be used in programmer mode as follows:

```
>D ^%ZTPP
```

## 25.11.2.4 Comparing Routines

### 25.11.2.4.1 Compare local/national checksums report Option

The Compare local/national checksums report option [XU CHECKSUM REPORT] compares checksums for routines to the values in the ROUTINE file (#9.8). It produces a report listing routines that differ by the following criteria:

- Patch or version, where the version or patch may be correct but checksums are off
- Local routines being tracked
- Information is not on record for a patch (e.g., test patches)

Nationally released routine checksums are sent by Master File Updates to the local ROUTINE file (#9.8) automatically. Local sites may also record checksums in the CHECKSUM VALUE field in the ROUTINE file (#9.8). To compare local routines that are being tracked, the CHECKSUM REPORT field should be set to "Local – report."

As of Kernel Patch XU\*8.0\*369, the integrity checking CHECK1^XTSUMBLD routine supports the Compare local/national checksums report option [XU CHECKSUM REPORT]

As of Kernel Patch XU\*8.0\*393, KIDS was modified to send a message to a server on FORUM when a KIDS build is sent to a Host File Server (HFS) device. This message contains the checksums for the routines in the patch. The server on FORUM matches the message with a patch if the sending domain is authorized on FORUM. There is no longer a need for developers to manually include routine checksums (either CHECK^XTSUMBLD or CHECK1^XTSUMBLD routines) in the patch description. The patch module will include the before and after CHECK1^XTSUMBLD values in the Routine Information section at the end of the patch document.

With changes in the National Patch Module (NPM) on FORUM, when the patch is released the checksums for the routines are moved to the ROUTINE file (#9.8) on FORUM. The checksum "before" values will come from the FORUM ROUTINE file (#9.8) and are considered the GOLD standard for released checksums. The local site's Compare local/national checksums report option [XU CHECKSUM REPORT] uses the FORUM ROUTINE file (#9.8) as its source to create reports showing any routines that do *not* match.

This patch also modified the KIDS BUILD file (#9.6) by adding the TRANSPORT BUILD NUMBER field (#63) used to store a build number that is incremented each time a build is made. This build number is added to the second line of each routine in the 7th ";" piece. This makes it easy to tell if a site is running the current release during testing and afterward. The leading "B" found in the checksum tells the code what checksum API to use.

### 25.11.2.4.2 Compare Routines on Tape to Disk Option

The Compare Routines on Tape to Disk option [XUPR-RTN-TAPE-CMP] compares routines and displays the differences. This option reads a standard Caché %RO Host File Server (HFS) file and compares the routines on the HFS file with a routine with the same name in the current account.

The corresponding direct mode utility can be used in programmer mode as follows:

```
>D TAPE^XTRCMP
```



**NOTE:** While it is still called a "TAPE" compare, it is actually comparing a routine in a Host File Server (HFS) file to an installed routine.

### 25.11.2.4.3 Compare Two Routines Option

The Compare Two Routines option [XT-ROUTINE COMPARE] is used to compare two routines with different names that are located in the same account and display/print the differences (using MailMan's PackMan compare utilities).

The corresponding direct mode utility can be used in programmer mode as follows:

```
>D ^XTRCMP
```

### 25.11.2.5 Deleting Routines

#### 25.11.2.5.1 Delete Routines Option

The Delete Routines option [XTRDEL] can be used to delete one or more routine(s). The wildcard syntax can be used to delete a set, such as **ABC\*** to delete all those routines beginning with the letters **ABC**. This option is locked with the XUPROGMODE security key.

The corresponding direct mode utility can be used in programmer mode as follows:

```
>D ^%ZTRDEL
```

### 25.11.2.6 Load and Save Routines

The Input Routines and Output Routines options can be used to move routines from one UCI to another. These make use of operating system-specific utilities such as %RR for routine restore and %RS for routine save.

#### 25.11.2.6.1 Input Routines Option

The Input Routines option [XUROUTINE IN] loads routines from an external device. This option is locked with the XUPROG security key.

The corresponding direct mode utility can be used in programmer mode as follows:

```
>D ^%RR (OS-specific)
```



### 25.11.2.6.2 Output Routines Option

The Output Routines option [XUROUTINE OUT] outputs routines to an external device, such as a host file.

The corresponding direct mode utility can be used in programmer mode as follows:

```
>D ^%RS (OS-specific)
```

### 25.11.2.6.3 Load/refresh checksum values into ROUTINE file Option

The Load/refresh checksum values into ROUTINE file option [XU CHECKSUM LOAD] can be used to update the ROUTINE file (#9.8) with the latest checksum values from FORUM.



**REF:** Kernel Toolkit Application Programming Interfaces (APIs) are documented in the "Toolkit: Developer Tools" chapter in the *Kernel Developer's Guide*. Kernel and Kernel Toolkit APIs are also available in HTML format at the following VA Intranet Website: <http://vista.med.va.gov/kernel/apis/index.shtml>

## 25.12 Toolkit—Verification Tools

Kernel Toolkit provides an Application Programming Interface (API) that includes developer utilities for working with routines and globals. This topic describes the verification tools exported with Kernel Toolkit that are useful to Information Resource Management (IRM) staff and developers for reviewing Veterans Health Information Systems and Technology Architecture (VistA) software.

Verification tools can be accessed through one of three methods:

- Direct Mode Utilities
- Programmer Options Menu
- Operations Management Menu

### 25.12.1 Direct Mode Utilities

Several Kernel Toolkit direct mode utilities are available for developers to use at the M prompt, usually involving the DO command. They are not APIs and *cannot* be used in software application routines. These direct mode utilities are described below by category.

The XINDEX utility can be used to check a routine or set of routines against standards such as the 1995 ANSI M Standard syntax and *VA Programming Standards and Conventions (SAC)*.




**REF:** For more information on the XINDEX utility, see the "%Index of Routines Option" topic in the "Toolkit—Routine Tools" topic in this chapter.

The corresponding direct mode utility can be used in Programmer mode:

```
>D ^XINDEX
```

Many of the options on the Programmer Options menu can also be run as direct mode utilities. Some are *not* available as options, but only as direct mode utilities callable at the M prompt. Table 25 lists examples on how to run these utilities when working in Programmer mode.

**Table 25. Verification Tools: Direct Mode Utilities**

| Direct Mode Utility | Description                                                                                                                                                                                                                                                                                                                                                                                                                                                                                    |
|---------------------|------------------------------------------------------------------------------------------------------------------------------------------------------------------------------------------------------------------------------------------------------------------------------------------------------------------------------------------------------------------------------------------------------------------------------------------------------------------------------------------------|
| >D CHCKSUM^XTSUMBLD | <p>Check the checksum value of a routine at any given time.</p> <p>This direct mode utility allows the developer to choose from the old CHECK^XTSUMBLD checksum routine or the new and more accurate CHECK1^XTSUMBLD checksum routine.</p> <p> <b>REF:</b> For more information on the CHECK^XTSUMBLD and CHECK1^XTSUMBLD routines, see Chapters 23 and 24 in the <i>Kernel Systems Management Guide</i>.</p> |
| >D ^nsNTEG          | Check Integrity of namespace (ns) Package. For example, D ^XTNTEG compares the Kernel Toolkit namespace (XT) checksums with expected values.                                                                                                                                                                                                                                                                                                                                                   |
| >D ONE^nsNTEG       | Check Integrity Routine in namespace (ns) Package.                                                                                                                                                                                                                                                                                                                                                                                                                                             |
| >D ^%ZTER           | Record an Error.                                                                                                                                                                                                                                                                                                                                                                                                                                                                               |
| >D ^XTER            | Display Error Trap.                                                                                                                                                                                                                                                                                                                                                                                                                                                                            |
| >D ^XTERPUR         | Purge Error Log.                                                                                                                                                                                                                                                                                                                                                                                                                                                                               |
| >D ^%INDEX          | (obsolete) To run %INDEX.                                                                                                                                                                                                                                                                                                                                                                                                                                                                      |
| >D ^XINDEX          | To run XINDEX. XINDEX is similar to %INDEX but supports the most current M standard.                                                                                                                                                                                                                                                                                                                                                                                                           |



**NOTE:** For information on the options associated with the routines associated with these verification tools direct mode utilities, see the "Verification Tools" chapter in the "Toolkit" section in the *Kernel Systems Management Guide*.

## 25.12.2 Verifier Tools Menu

The Verifier Tools Menu contains options that are available as tools for verification during program development. These options are located on the Verifier Tools Menu [XTV MENU], which is located on the Systems Manager Menu. These tools are useful for developers to:

- Record the text of the routines indicated in the file used to maintain changes in routines.
- Compare one or more current routines to previous versions.

The Verifier Tools Menu [XTV MENU] consists of the following options that are described below:

**Figure 97. Verifier Tools Menu options**

|                                         |                |
|-----------------------------------------|----------------|
| SYSTEMS MANAGER MENU ...                | [EVE]          |
| Verifier Tools Menu ...                 | [XTV MENU]     |
| Update with current routines            | [XTVR UPDATE]  |
| Routine Compare - Current with Previous | [XTVR COMPARE] |

### 25.12.2.1 Update with Current Routines Option

The Update with Current Routines option [XTVR UPDATE] records the text of the routines indicated in the file used to maintain changes in routines. Only the last version entered is kept intact; previous entries reflect only the changes in lines added or deleted to make the next version. This option is used to record the current routine structure so that it can be compared with future versions of the routine using the Routine Compare - Current with Previous option [XTVR COMPARE].

After editing the routine, the Update with Current Routines option can again be used to store changes. Rather than storing all minor changes, the user can choose to wait and use the Update with Current Routines option only after extensive edits have been made. Lines are compared and changes, including inserted or deleted lines, are recorded. (Alteration of the routine's second line is usually insignificant and is ignored.) The Update with Current Routines option can be used whenever the developer would like a new "snapshot" of the routine. The XTV ROUTINE CHANGES file (#8991) holds each new snapshot as a new version. This filing method does not, however, alter the actual version number of the routine itself.

### 25.12.2.2 Routine Compare - Current with Previous Option

The Routine Compare - Current with Previous option [XTVR COMPARE] is used to compare one or more current routines to previous versions. To use the routine compare utility, copies of the selected routines *must* first be stored in the XTV ROUTINE CHANGES file (#8991), stored in the ^XTV(8991, global. This is achieved by use of the Update with Current Routines option [XTVR UPDATE] on the Verifier Tools Menu. Routines can be specified one by one or as a group with the wildcard syntax (e.g., XQ\*). Any initialize routines are automatically excluded. Differences between the current version and the indicated number of prior versions are noted. The user is prompted for the number of previous versions from which to begin the listing. An entire history or just a brief display of recent modifications can be obtained.

## 25.12.3 Programmer Options Menu

The Programmer Options menu [XUPROG] comprised of the following options:

**Figure 98. Programmer Options menu options: Toolkit verification tools**

```

SYSTEMS MANAGER MENU ... [EVE]
Programmer Options ... [XUPROG]
 **> Locked with XUPROG
KIDS Kernel Installation & Distribution System ... [XPD MAIN]
 **> Locked with XUPROG
PG Programmer mode [XUPROGMODE]
 **> Locked with XUPROGMODE
Calculate and Show Checksum Values [XTSUMBLD-CHECK]
Delete Unreferenced Options [XQ UNREF'D OPTIONS]
Error Processing ... [XUERRS]
General Parameter Tools ... [XPAR MENU TOOLS]
Global Block Count [XU BLOCK COUNT]
List Global [XUPRGL]
 **> Locked with XUPROGMODE
Routine Tools ... [XUPR-ROUTINE-TOOLS]
Test an option not in your menu [XT-OPTION TEST]
 **> Locked with XUMGR

```

Tools found on the Programmer Options menu that can be of use for verification purposes include:

- Calculate and Show Checksum Values [XTSUMBLD-CHECK]
- Error Processing [XUERRS]

These options are described in the topics that follow.

### 25.12.3.1 Calculate and Show Checksum Values Option

The Calculate and Show Checksum Values option [XTSUMBLD-CHECK] gives developers the ability to check the value of a routine at any given time. It does not regenerate NTEG routines and can safely be used anytime.

This option calls the CHCKSUM^XTSUMBLD direct mode utility to calculate and show the checksum value for one or more routines in the current account. This value is referenced in the Patch Module description for routine patches.



Kernel Toolkit Patch XT\*7.3\*94, deployed the CHECK1^XTSUMBLD routine and the new logic CheckSum: %^ZOSF("RSUM1"). Kernel Toolkit Patch XT\*7.3\*100 included the CHECK1^XTSUMBLD routine into the Calculate and Show Checksum Values option [XTSUMBLD-CHECK].

The CHECK1^XTSUMBLD routine is more accurate than the old integrity checking utility (CHECK^XTSUMBLD). CHECK1^XTSUMBLD. It determines the current checksums for selected routine(s), the functionality of which is shown as follows:

- Any comment line with a single semi-colon is presumed to be followed by comments and only the line tag will be included.
- Line 2 will be excluded from the count.
- The total value of the routine is determined (excluding exceptions noted above) by multiplying the ASCII value of each character by its position on the line and position of the line in the routine being checked.

The corresponding direct mode utility can be used in programmer mode:

```
>D CHCKSUM^XTSUMBLD
```



The integrity checking utility CHCKSUM^XTSUMBLD supports the Compare local/national checksums report option [XU CHECKSUM REPORT], as released with Kernel Patch XU\*8.0\*369.



The modification, CHECK1^XTSUMBLD, to the integrity checking utility CHCKSUM^XTSUMBLD fixes the problem in which the old CheckSum output is the same CheckSum value, even if some lines were swapped within a routine.

### 25.12.3.2 Error Processing—Kernel Error Trapping and Reporting

Technical personnel who have entered programmer mode with D ^XUP, might choose to record an error encountered with D ^%ZTER. The error log can be displayed with D ^XTER, or with the corresponding option. Also, the error log can be purged with D ^XTERPUR. Errors can also be purged from within the menu system with an option that is locked with the XUPROGMODE security key.

The corresponding direct mode utilities can be used in programmer mode as follows:

- Record an Error  
>D ^%ZTER
- Display Error Trap  
>D ^XTER
- Purge Error Log  
>D ^XTERPUR



**REF:** For more information on Error Processing, see Chapter 13, "Error Processing," in the *Kernel Systems Management Guide*.

## 25.13 XINDEX

Kernel Toolkit's XINDEX utility (formerly known as %INDEX utility) is a static analysis tool that plays the dual role of a VistA-aware cross-referencing tool and a code checker (or recognizer). As of Kernel Toolkit Patch XT\*7.3\*132, XINDEX creates a cross-referenced list of global references and routines invoked by selecting any of the following:

- **Routines**—XINDEX checks the specified routines (e.g., XU\*).
- **Builds**—XINDEX checks the contents of the specified build defined in the BUILD file (#9.6). XINDEX checks all components of the build on the current system, which includes, routines, options, templates, data dictionaries, etc.
- **Installs**—XINDEX checks the contents of the specified install defined in the INSTALL file (#9.7). XINDEX checks all components of the install that have temporarily been loaded into ^XTEMP global, which includes, routines, options, templates, data dictionaries, etc.
- **Packages**—XINDEX checks the contents of the specified package defined in the PACKAGE file (#9.4). XINDEX checks all components of the package on the current system, which includes, routines, options, templates, data dictionaries, etc.

Use XINDEX to verify parts of a software application in the VistA environment that contain M code, including the following:

- Routines
- Options
- Compiled Templates
- Data Dictionaries (DD)
- Functions

XINDEX provides greater analysis capability than other syntax analysis tools that operate at the routine level only. As a *static* analysis tool, however, XINDEX has a *fundamental* limitation of the types of errors that it is able to catch and report. XINDEX is only able to look at the written structure of M code. It *cannot* look at dynamic aspects, such as the run-time symbol table or flow of control when it is modified by conditional branching (e.g., through post-conditionals or argument indirection). XINDEX is also generally conservative, at times preferring to report false positives rather than ignore potential problems. When analyzing XINDEX output, you must take all of this into consideration.

VistA applications are required to follow a set of Standards and Conventions (SAC) as set by the VA's Standards and Conventions Committee (SACC), which are defined as follows:

- **Standard**—Requirement that *must* be adhered to.
- **Convention**—Rule that *should* be followed.

VistA protects many of its abstractions via convention, even when those conventions are requirements. XINDEX checks that the MUMPS (M) routine code conforms to the 1995 ANSI M Standard and VA *Programming Standards and Conventions (SAC)*. XINDEX considers all SAC prohibitions as an error. XINDEX checks SAC requirements, because conformance to the SAC is essential to the proper function of VistA.

VistA is comprised of a number of software packages (defined by namespace), which can be further divided into the following two basic groups:

- Applications—VistA client applications or application modules (e.g., Pharmacy, Laboratory, Patient Care Encounter [PCE]).
- Infrastructure Applications—Collection of Infrastructure packages that implement the basic programming and runtime VistA framework. For example:
  - Kernel/Kernel Toolkit—Provides a portable system interface, a common execution environment, and essential services such as signon and security.
  - MailMan—Provides VistA email functionality.
  - VA FileMan—Provides database functionality built on top of the M global subsystem integrated with the VistA security model.

It is important to recognize that the rules for VistA infrastructure packages (particularly Kernel and VA FileMan) are different from other VistA applications. Code used in infrastructure packages to implement a system interface must be able to use implementation-specific code. Accordingly, Kernel (and sometimes VA FileMan) has standing exemptions from many of the requirements of the SAC. Thus, XINDEX sometimes reports errors and standards violations for allowed constructs.



**REF:** For more information on the Standards and Conventions Committee (SACC) and Standards and Conventions (SAC) documentation, visit the following VA Intranet Website:  
<http://vista.med.va.gov/sacc/>

## 25.13.1 Types of XINDEX Findings

XINDEX reports its findings under the following general categories of codes (error flags):

**Table 26. XINDEX—Types of findings (category codes or flags)**






| Category Code/Other | Description                                                                                                                                                                                                                                                                                                                                                                                                                                                                                                                                                                                                                                                                          |
|---------------------|--------------------------------------------------------------------------------------------------------------------------------------------------------------------------------------------------------------------------------------------------------------------------------------------------------------------------------------------------------------------------------------------------------------------------------------------------------------------------------------------------------------------------------------------------------------------------------------------------------------------------------------------------------------------------------------|
| F                   | <p><b>Fatal M Errors (Hard MUMPS Error)</b>—These are unrecoverable errors that will cause a program to fail if the commands are executed. It is possible, however, that these types of errors might exist in routines that run correctly. The error occurs (or may occur, depending on the underlying implementation) only when the errant commands are executed.</p> <p> <b>REF:</b> For a description and sample code analysis on errors in this category, see Section 25.13.3.1, "Fatal M Errors (Hard MUMPS Error)."</p>                                                                       |
| W                   | <p><b>Warning Violation Errors (According to VA Conventions)</b>—These are potential problems that are not necessarily fatal errors but most likely indicate an error. They require careful implementation.</p> <p> <b>REF:</b> For a description and sample code analysis on errors in this category, see Section 25.13.3.2, "Warning Violation Errors (According to VA Conventions)."</p>                                                                                                                                                                                                         |
| S                   | <p><b>Standards Violation Errors (According to VA Standards)</b>—These are issues that do not pertain to the M language <i>per se</i>, but rather the requirements of the VA Standards and Conventions (SAC). Issues flagged as Standards Violations can still be syntactically correct M code that follows the portability guidelines, but does not follow the more stringent requirements set forth in the SAC.</p> <p> <b>REF:</b> For a description and sample code analysis on errors in this category, see Section 25.13.3.3, "Standards Violation Errors (According to VA Standards)."</p> |
| I                   | <p><b>Informational Errors</b>—These issues are not necessarily errors but still require attention, because they could indicate potential problems.</p> <p> <b>REF:</b> For a description and sample code analysis on errors in this category, see Section 25.13.3.4, "Informational."</p>                                                                                                                                                                                                                                                                                                        |
| Manual Check        | <p><b>Marked Items Errors (Manual Check)</b>—These issues only apply if a line contains \$TEXT (\$T). XINDEX records the location and prints it out under the "Marked Items" sub-header on the XINDEX report.</p> <p> <b>REF:</b> For a description on errors in this category, see Section 25.13.3.5, "Marked Items Errors (Manual Check)."</p>                                                                                                                                                                                                                                                  |



Table 27 lists the current error conditions (messages) that the XINDEX utility flags. XINDEX retrieves and displays the messages from the XINDEX1 routine.



**NOTE:** Any updates (e.g., add, modify, or delete messages) made to the list of XINDEX messages are based on changes to the XINDEX utility via subsequent Kernel Toolkit patches.

**Table 27. List of the error conditions (messages) that the XINDEX utility flags (grouped by category and listed alphabetically)—Messages are stored in XINDEX1 Routine**

| Message Displayed (click on link for more detail)                          |
|----------------------------------------------------------------------------|
| <b>Category: Fatal M Errors (Hard MUMPS Error)</b>                         |
| F - Bad Number.                                                            |
| F - Bad WRITE syntax.                                                      |
| F - Block structure mismatch.                                              |
| F - Call to missing label 'label' in this routine.                         |
| F - Call to this <i>label/routine</i> (MISSING LABEL)                      |
| F - Command missing an argument.                                           |
| F - Error in pattern code.                                                 |
| F - FOR Command followed by only one space.                                |
| F - FOR Command did not contain '='.                                       |
| F - General Syntax Error.                                                  |
| F - GO or DO mismatch from block structure (M45).                          |
| F - Invalid or wrong number of arguments to a function.                    |
| F - Label is not valid.                                                    |
| F - Missing argument to a command post-conditional.                        |
| F - Non-standard (Undefined) 'Z' command.                                  |
| F - Quoted string not followed by a separator.                             |
| F - Reference to routine '^ <i>routine name</i> '. That isn't in this UCI. |
| F - UNDEFINED COMMAND (rest of line not checked).                          |
| <b>NOTE:</b> Developers <i>must</i> manually check these errors.           |
| F - Undefined Function.                                                    |
| F - Undefined Special Variable.                                            |
| F - Unmatched Parenthesis.                                                 |
| F - Unmatched Quotation Marks.                                             |
| F - Unrecognized argument in SET command.                                  |

|                                                                                         |
|-----------------------------------------------------------------------------------------|
| <b>Message Displayed (click on link for more detail)</b>                                |
| <b>Category: <a href="#">Warning Violation Errors (According to VA Conventions)</a></b> |
| <a href="#">W - Blank(s) at end of line.</a>                                            |
| <a href="#">W - Duplicate label, (M57) (M standard error)</a>                           |
| <a href="#">W - First line label NOT routine name.</a>                                  |
| <a href="#">W - Invalid global variable name.</a>                                       |
| <a href="#">W - Invalid local variable name.</a>                                        |
| <a href="#">W - Line contains a CONTROL (non-graphic) character.</a>                    |
| <a href="#">W - Null line (no commands or comment).</a>                                 |
| <b>Category: <a href="#">Standards Violation Errors (According to VA Standards)</a></b> |
| <a href="#">S - \$View function used.</a>                                               |
| <a href="#">S - Access to SSVN's restricted to Kernel.</a>                              |
| <a href="#">S - Break command used.</a>                                                 |
| <a href="#">S - Extended reference.</a>                                                 |
| <a href="#">S - First line of routine violates the SAC.</a>                             |
| <a href="#">S - 2nd line of routine violates the SAC.</a>                               |
| <a href="#">S - Patch number 'nnn' missing from second line.</a>                        |
| <a href="#">S - 'HALT' command should be invoked through 'G ^XUSCLEAN'</a>              |
| <a href="#">S - Kill of a protected variable (<i>variable name</i>).</a>                |
| <a href="#">S - Kill of an unsubscripted global.</a>                                    |
| <a href="#">S - Unargumented Kill.</a>                                                  |
| <a href="#">S - Exclusive Kill.</a>                                                     |
| <a href="#">S - Exclusive or Unargumented NEW command.</a>                              |
| <a href="#">S - LABEL+OFFSET syntax</a>                                                 |
| <a href="#">S - Line is longer than 245 bytes.</a>                                      |
| <a href="#">S - Lock missing Timeout.</a>                                               |
| <a href="#">S - Lower/Mixed case Variable name used.</a>                                |
| <a href="#">S - Lowercase command(s) used in line.</a>                                  |
| <a href="#">S - Non-Incremental Lock.</a>                                               |
| <a href="#">S - Non-standard \$Z function used.</a>                                     |
| <a href="#">S - Non-standard \$Z special variable used.</a>                             |
| <a href="#">S - 'OPEN' command should be invoked through ^%ZIS.</a>                     |
| <a href="#">S - 'Close' command should be invoked through 'D ^%ZISC'.</a>               |
| <a href="#">S - Read command doesn't have a timeout.</a>                                |

| <b>Message Displayed (click on link for more detail)</b>                     |
|------------------------------------------------------------------------------|
| <a href="#">S - Routine code exceeds SACC maximum size of 15000 (nnnnn).</a> |
| <a href="#">S - Routine exceeds SACC maximum size of 20000 (nnnnn).</a>      |
| <a href="#">S - Set to a '%' global.</a>                                     |
| <a href="#">S - Should use 'TASKMAN' instead of 'JOB' command.</a>           |
| <a href="#">S - View command used.</a>                                       |
| <a href="#">S - Violates VA programming standards.</a>                       |
| <b>Category: Informational Errors</b>                                        |
| <a href="#">I - QUIT Command followed by only one space.</a>                 |
| <a href="#">I - Star or pound READ used.</a>                                 |

## 25.13.2 Running the XINDEX Utility



**CAUTION:** When running XINDEX to review an entire software application, it is best to queue the report for an off-peak time, since processing is intensive.

Use either of the following methods to call the XINDEX utility:

- Direct Mode Utility (see Figure 100):  

```
>D ^XINDEX
```
- Option—Use the %Index of Routines option [XUINDEX] located on the on the Routine Tools menu [XUPR-ROUTINE-TOOLS] located on the Programmer Options menu [XUPROG], which is locked with the XUPROG security key.



**REF:** For more information on the %Index of Routines option, see the "%Index of Routines Option—XINDEX" section in this manual.

**Figure 99. XINDEX—Direct mode utilities sample user entries: Specifying a routine name only (1 of 3)**

```
KRN>D ^XINDEX

V. A. C R O S S R E F E R E N C E R 7.3
[2008 VA Standards & Conventions]
UCI: KRN CPU: KRN Jan 12, 2012@14:47:16

All Routines? No => <Enter> No

Routine: XDRMAIN
Routine: <Enter>
1 routine

Select BUILD NAME: <Enter>
Select INSTALL NAME: <Enter>
Select PACKAGE NAME: <Enter>

Print more than compiled errors and warnings? YES// <Enter>

Print summary only? NO// <Enter>

Print routines? YES// <Enter>

Print (R)egular,(S)tructured or (B)oth? R// <Enter>

Print errors and warnings with each routine? YES// <Enter>

Save parameters in ROUTINE file? NO// <Enter>

Index all called routines? NO// <Enter>
DEVICE: ;P-OTHER <Enter> Telnet Terminal Right Margin: 255// 80
```

Or enter "S" for an indented report.

Or enter YES to store the parameters.

The XINDEX report displays (excerpt).

```

 V. A. C R O S S R E F E R E N C E R 7.3
 [2008 VA Standards & Conventions]
 UCI: KRN CPU: KRN Jan 12, 2012@14:47:16
Routines: 1 Faux Routines: 0

XDRMAIN
--- CROSS REFERENCING ---

Compiled list of Errors and Warnings Jan 12, 2012@14:47:16 page 1
No errors or warnings to report

--- Routine Detail --- with REGULAR ROUTINE LISTING ---

XDRMAIN * * 80 Lines, 3431 Bytes, Checksum: B16902409
 Jan 12, 2012@14:47:16 page 2
 104 bytes in comments
XDRMAIN ;SF-IRMFO/IHS/OHPRD/JCM - MAIN DRIVER FOR DUPLICATE MERGE SOFTWARE;
 [08/13/92 09:50 AM]
 ;;7.3;TOOLKIT;**23**;Apr 25, 1995
 ;;
START ;
 S XDRMAINI="MERGE" D ^XDRMAINI G:XDRQFLG END
 F XDRMI1=0:0 S XDRMPAIR=$O(@XDRM("GL")) Q:'XDRMPAIR!(XDRQFLG) S XDRMPD
 A="^VA(15,""APOT"", "_""""_$(XDRGL,U,2)""""_",XDRMPAIR,0)" S XDRMPDA=
 $O(@XDRMPDA) D MAIN D:'$(XDRM("NOTALK")) ASK
END D EOJ
 Q
 ;
MAIN ;
 S XDRMCD=$(XDRMPAIR,U,1),XDRMCD2=$(XDRMPAIR,U,2)
 S XDRMRG("LCK")="+" D LOCK^XDRU1 K XDRMRG("LCK") I $(XDRMLOCK) G MAINX
 I '$D(XDRM("NOVERIFY")) S XDRMRG=0 D ^XDRMVFY G:'XDRMRG!(XDRQFLG) MAINX
 S (XDRMRG("FR"),XDRMAIN("FR"))=$S($P(^VA(15,XDRMPDA,0),U,4)=2:XDRMCD2,1
 :XDRMCD)

.
.
.

```

Figure 100. XINDEX—Direct mode utilities sample user entries: Specifying a build name (2of 3)

```

>D ^XINDEX

 V. A. C R O S S R E F E R E N C E R 7.3
 [2008 VA Standards & Conventions]
 UCI: KRN CPU: KRN Jan 12, 2012@14:47:16

All Routines? No => <Enter> No
Routine: <Enter>
0 routines

Select BUILD NAME: XT*7.3*102<Enter>
Include the compiled template routines: N// <Enter>

Print more than compiled errors and warnings? YES// <Enter>

Print summary only? NO// <Enter>

Print routines? YES// <Enter>

Print (R)egular,(S)tructured or (B)oth? R// <Enter>
Print the DDS, Functions, and Options? YES// <Enter>

Print errors and warnings with each routine? YES// <Enter>

Save parameters in ROUTINE file? NO// <Enter>
Index all called routines? NO// <Enter>
DEVICE: ;P-OTHER <Enter> Telnet Terminal Right Margin: 255// 80

```

**If you specify a Build name here, you do not get prompted for an Install or Package name.**

**Or enter "S" for an indented report.**

**Or enter YES to store the parameters.**

**The XINDEX report displays (excerpt)**

```

 V. A. C R O S S R E F E R E N C E R 7.3
 [2008 VA Standards & Conventions]
 UCI: KRN CPU: KRN Jan 12, 2012@14:43:02

The BUILD file Data Dictionaries are being processed.

The option and function files are being processed.

Routines are being processed.
Routines: 1 Faux Routines: 0

XTPOST

--- CROSS REFERENCING ---

Compiled list of Errors and Warnings Jan 12, 2012@14:59:51 page 1

XTPOST * * 106 Lines, 3234 Bytes, Checksum: B14328994
 ;;8.0;KERNEL;**102**;Jul 10, 1995
XTPOST+1 S - 2nd line of routine violates the SAC.
 .S $P(^%ZRTL(3.091,0),U)="RESPONSE TIME"
CHECK+34 S - Set to a '%' global.
 .S $P(^%ZRTL(3.091,0),U,2)="3.091P"
CHECK+35 S - Set to a '%' global.
 .S $P(^%ZRTL(3.092,0),U)="RT DATE_UCI,VOL"
CHECK+38 S - Set to a '%' global.
 .S $P(^%ZRTL(3.092,0),U,2)="3.092"
CHECK+39 S - Set to a '%' global.
 .S $P(^%ZRTL(3.094,0),U)="RT RAWDATA"

```

```
CHECK+42 S - Set to a '%' global.
 .S $P(^%ZRTL(3.094,0),U,2)="3.094D"
CHECK+43 S - Set to a '%' global.

--- Routine Detail --- with REGULAR ROUTINE LISTING ---
.
.
.
```

**Figure 101. XINDEX—Direct mode utilities sample user entries: Specifying a package name (3of 3)**

```

KRN>D ^XINDEX

 V. A. C R O S S R E F E R E N C E R 7.3
 [2008 VA Standards & Conventions]
 UCI: KRN CPU: KRN Jan 12, 2012@15:01:53

All Routines? No => <Enter> No

Routine: XDRMAIN
Routine: <Enter>
1 routine<Enter>

Select BUILD NAME: <Enter>
Select INSTALL NAME: <Enter>
Select PACKAGE NAME: KERNEL <Enter> XU

Include the compiled template routines: N// <Enter>

Print more than compiled errors and warnings? YES// <Enter>

Print summary only? NO// <Enter>

Print routines? YES// <Enter>

Print (R)egular,(S)tructured or (B)oth? R// <Enter>

Print the DDs, Functions, and Options? YES// <Enter>

Print errors and warnings with each routine? YES// <Enter>

Save parameters in ROUTINE file? NO// <Enter>

Index all called routines? NO// <Enter>
DEVICE: ;P-OTHER <Enter> Telnet Terminal Right Margin: 255// 80

```

Or enter "S" for an indented report.

Or enter YES to store the parameters.

The XINDEX report displays (excerpt).

```

 V. A. C R O S S R E F E R E N C E R 7.3
 [2008 VA Standards & Conventions]
 UCI: KRN CPU: KRN Jan 12, 2012@15:01:53

The package file Data Dictionaries are being processed.

The option and function files are being processed.

Routines are being processed.
Routines: 1 Faux Routines: 2

XDRMAIN

 Data Dictionaries
|func |opt

--- CROSS REFERENCING ---

```



```

Compiled list of Errors and Warnings Jan 12, 2012@15:01:53 page 1

|opt * * 974 Lines, 35949 Bytes, Checksum:
 I '$P(^VA(200,D0,0),U,11),$P(^0,U,4)="@"!($N(^("FOF",0))>0)
 161+4 F - Undefined Function.
 589+2 F - Reference to routine '^XUCSPRG'. That isn't in this UCI.

--- Routine Detail --- with REGULAR ROUTINE LISTING ---
.
.
.

```

## 25.13.3 Analysis of XINDEX Error Findings by Category

### 25.13.3.1 Fatal M Errors (Hard MUMPS Error)

#### 25.13.3.1.1 F - Bad Number

XINDEX can only check static numbers in code. It does not check the boundaries of the number, only that it is a legitimate number and not a string.

#### 25.13.3.1.2 F - Bad WRITE syntax

This error is usually a WRITE argument misuse. The most common occurrence is due to a missing comma after the argument.

#### 25.13.3.1.3 F - Block structure mismatch

These are potentially one of the most serious types of errors, and may lead to fatal runtime exceptions. However, examination of a number of routines indicates that a significant number of these errors are empty DO blocks. These are still potential logic errors, but do not cause runtime exceptions under Caché. The DO command, Section 8.2.3 of the standard, does not seem to have a provision for empty blocks, so this is an error.

The following code extract from ENGET^DGRUGMFU is an example of this type of error:

**Figure 102. F - Block structure mismatch—Sample code error**

```

ENGET() ;DETERMINE DIVISION TO GET SUBSCRIBERS
;
N I,J,X
 F I=1:1 X HLNEXT Q:HLQUIT'>0 D
 .S X(I)=HLNODE,J=0
 ..F S J=$O(HLNODE(J)) Q:'J S X(I,J)=HLNODE(J)

```

Because there is no DO command before the double dot syntax, that line is never executed.

#### **25.13.3.1.4 F - Call to missing label *'label'* in this routine**

In this case, reference is made to a label inside a routine that is not (or no longer) present. There could be many reasons for this. The most likely candidate being removal of code that is no longer used.

#### **25.13.3.1.5 F - Call to this *label/routine* (MISSING LABEL)**

This is the complementary situation in which code calls a label/routine that is no longer present on the system. Again, there are a number of reasons why this might occur, including typographical errors and removal of code that is no longer used.

#### **25.13.3.1.6 F - Command missing an argument**

This is another syntax type error. Most M command arguments are optional. This error is usually associated with the WRITE argument tab character, which is the question mark (?). It *must* be followed by an integer or variable.

#### **25.13.3.1.7 F - Error in pattern code**

XINDEX checks that only the seven pattern codes (i.e., ACELNPU) are used. They also can be lower case (i.e., **acelnpu**).

#### **25.13.3.1.8 F - FOR Command followed by only one space**

This error is only for the argumentless FOR command. It *must* be followed by two spaces.

#### **25.13.3.1.9 F - FOR Command did not contain '='**

XINDEX checks that if the FOR command has an argument, it *must* set a variable.

#### **25.13.3.1.10 F - General Syntax Error**

This error indicates a construct that is not valid M syntax and is otherwise unrecognized. Almost any malformed code is possible here.

### 25.13.3.1.11 F - GO or DO mismatch from block structure (M45)

This is another error that has to do with the dot syntax used to create anonymous blocks in standard M. Typically, a GOTO that jumps from one stack level to another would generate this type of error.

**Figure 103. F - GO or DO mismatch from block structure (M45)—Sample code error**

```
TEST ;test routine
 F I=1:1 D
 . S X=1,Y=Z
 .I Y>0 G QUIT^TESTA
 .S Z=0
```

In this example, the code is trying to GO out of the DO block to another routine.

### 25.13.3.1.12 F - Invalid or wrong number of arguments to a function

This error involves calling functions with the wrong number of arguments, or with invalid argument syntax.

### 25.13.3.1.13 F - Label is not valid

M allows the arguments to commands (e.g., DO) to be specified indirectly (i.e., via the "@" syntax). What is not standard, however, is to use indirection just to specify the *label* in a label^routine combination.

The following code extract from EN+6^MXMLPRSE is invalid:

**Figure 104. F - Label is not valid—Sample code error**

```
F Q:EOD D READ,EPOS,@ST^MXMLPRS0:'EOD
```

### 25.13.3.1.14 F - Missing argument to a command post-conditional

Most M commands allow a post condition, which is designated by a colon and followed by the argument. This error occurs if the argument is missing.

### 25.13.3.1.15 F - Non-standard (Undefined) 'Z' command

XINDEX flags all uses of "Z" commands. Vendor-specific commands use the "Z" prefix. The SAC restricts the use of such commands to Kernel. You may occasionally see other packages make use of these commands, but in these cases, an exemption is required.

#### **25.13.3.1.16 F - Quoted string not followed by a separator**

XINDEX checks that anywhere a quoted string is used, it *must* stand alone or have a separator after it.

#### **25.13.3.1.17 F - Reference to routine '*^routine name*'. That isn't in this UCI**

These errors flag references to routines that are not present on the system.

#### **25.13.3.1.18 F - UNDEFINED COMMAND (rest of line not checked)**

This is a syntax error. It requires a manual check of the line/routine.

#### **25.13.3.1.19 F - Undefined Function**

Checks that a function is part of the M standard.

#### **25.13.3.1.20 F - Undefined Special Variable**

This is essentially the same as the "F - Undefined Function" error. The only difference is that in M special variables are built-in functions that take no arguments.

#### **25.13.3.1.21 F - Unmatched Parenthesis**

This is a syntax error. XINDEX checks that the static code has matching parenthesis. It does have problems when indirection is used, which are evaluated during execution.

#### **25.13.3.1.22 F - Unmatched Quotation Marks**

This is a syntax error. XINDEX checks that the static code has matching quotation marks. It does have problems when indirection is used, which are evaluated during execution.

#### **25.13.3.1.23 F - Unrecognized argument in SET command**

XINDEX checks the syntax of the SET statement. It does have problems when indirection is used, which are evaluated during execution.

## 25.13.3.2 Warning Violation Errors (According to VA Conventions)

### 25.13.3.2.1 W - Blank(s) at end of line

Standard M has very specific whitespace requirements. Some text editors create extra whitespace that will be caught by XINDEX.

### 25.13.3.2.2 W - Duplicate label, (M57)

This is a M standard error. During execution, the first occurrence of the label is executed.

### 25.13.3.2.3 W - First line label NOT routine name

The first line of VistA routines is required to be a label that is the same as the routine name.

### 25.13.3.2.4 W - Invalid global variable name

Checks that the global name is upper case and not longer than eight characters.

### 25.13.3.2.5 W - Invalid local variable name

XINDEX checks that the local variable name is upper case and not longer than sixteen characters.

### 25.13.3.2.6 W - Line contains a CONTROL (non-graphic) character

The only non-graphic characters permitted in VistA routines are whitespace.

### 25.13.3.2.7 W - Null line (no commands or comment)

Every line in a M routine *must* contain at least one character. The most common single character is the semi-colon (";"), which denotes a comment.

### 25.13.3.3 Standards Violation Errors (According to VA Standards)

#### 25.13.3.3.1 S - \$View function used

The \$VIEW function is used to directly examine memory. The use of \$VIEW is restricted to Kernel and VA FileMan.

#### 25.13.3.3.2 S - Access to SSVN's restricted to Kernel

Structured System Variable Names (SSVNs) are a mechanism used to provide programmatic information to certain system information and are covered in Section 7.1.3 of the M language standard. The use of SSVNs is restricted to Kernel.

Common SSVNs include the following:

- ^\$ROUTINE
- ^\$JOB
- ^\$LOCK
- ^\$GLOBAL

#### 25.13.3.3.3 S - Break command used

The BREAK command is prohibited except for Kernel.

If applications ever need to use BREAK, they should use ^%ZOSF("BRK") and ^%ZOSF("NBRK") instead.

#### 25.13.3.3.4 S - Extended reference

In M, use extended references to refer to routines or globals outside the current environment (called a namespace in Caché). The use of extended references is restricted to Kernel.

#### 25.13.3.3.5 S - First line of routine violates the SAC

Section 2.2.1 of the SAC specifies the format of the first line of a routine as follows:

2.2.1 The first line of a routine must be in the following format: routine name<ls>; site/programmer<space>-<space>brief description [optional space];date [time is optional].

ZZAA12 ;DALOI/XXX - Example Routine;2/13/07



**NOTE:** M editors frequently modify the first line of a routine.

### 25.13.3.3.6 S - 2nd line of routine violates the SAC

In VistA, the second line of routines records the following information:

- Package/Application version number
- Package/Application name
- Patches ID numbers (if any applied)
- Original routine creation date & time
- Build number

Section 2.2.2 of the SAC specifies the second line format as follows:

2.2.2 The second line of a routine must be in the following format: [LABEL-optional]<ls>;version number; package name; **\*\*pm,...pn\*\***; version date;Build n where:

```
;;1.0;PACKAGE;**pm,...pn**;Feb 1, 2007;Build 1
```

### 25.13.3.3.7 S - Patch number '*nnn*' missing from second line

The list of patch numbers *must* fall between the set of asterisks ("**\*\***") and be separated by commas as shown in Section 2.2.2 of the SAC (see 25.13.3.3.6).

### 25.13.3.3.8 S - 'HALT' command should be invoked through 'G ^XUSCLEAN'

The HALT command is used to cause a program to exit; this is not a common requirement in VistA. If for some reason a routine needs to halt, you must first perform certain housekeeping tasks. Kernel provides an API to cleanly halt a program. Application programs cannot use the HALT command.

#### Anomaly

This reported error message is out of date; applications should use H^XUS (see Section 2.4.3 of the SAC).

### 25.13.3.3.9 S - Kill of a protected variable (*variable name*)

Kernel makes use of certain local variables to maintain a standard environment for processes. Applications cannot KILL the following variables:

- DT
- DTIME
- DUZ
- IOST
- IOM
- U

### 25.13.3.3.10 S - Kill of an unsubscripted global

The SAC specifies that unsubscripted globals shall be killed:

2.3.2.3 The KILLing of unsubscripted globals is prohibited and should be protected. (Special instruction to the site will be required to enable the killing of a unsubscripted global. Application developers must document when calls to EN^DIU2 are made to delete files stored in unsubscripted globals).

### 25.13.3.3.11 S - Unargumented Kill

Kernel maintains a set of local variables that *cannot* be SET nor KILLed. The unargumented KILL is prohibited except for Kernel.

### 25.13.3.3.12 S - Exclusive Kill

The use of the exclusive KILL is prohibited except for Kernel.

### 25.13.3.3.13 S - Exclusive or Unargumented NEW command

The exclusive NEW command is the same as the exclusive KILL and is restricted except for Kernel.

### 25.13.3.3.14 S - LABEL+OFFSET syntax

The only situation in which application routines are allowed to use the LABEL+OFFSET syntax to refer to lines of code is when using \$TEXT to retrieve data lines. For example, it cannot be used in conjunction with a DO or GOTO command.

### 25.13.3.3.15 S - Line is longer than 245 bytes

Lines of code *cannot* be longer than 245 bytes.

### 25.13.3.3.16 S - Lock missing Timeout

In M, a LOCK command may include a timeout. If the specified timeout period expires before obtaining the lock, the LOCK command fails. In VistA, application programs are required to specify a timeout when using this command. If for some reason it is necessary to use a LOCK with no timeout (e.g., to manage collaborating processes), an exemption is required.



**NOTE:** Kernel can use locks *without* a timeout. Kernel can also use non-incremental and unargumented locks.



### 25.13.3.3.17 S - Lower/Mixed case Variable name used

The rules regarding variable case have been relaxed somewhat in the most recent revision of the SAC. The relevant sections are:

2.2.5 The line body must contain at least 1 printable character, must not exceed 245 characters in length, and must contain only the ASCII characters values 32-126. Line labels, global variable names, system variables, SSVNs, etc. must be uppercase.

2.3.1.1 Local variable names may not exceed sixteen characters. Namespaced variables may not contain lowercase characters. Variables local to a routine, subroutine or DoDot may be any case. Any variable containing lowercase characters must be NEWed at the beginning of the routine, subroutine or DoDot.

### 25.13.3.3.18 S - Lowercase command(s) used in line

All M commands *must* be upper case. They can be spelled out or abbreviated to the first character.

### 25.13.3.3.19 S - Non-Incremental Lock

M allows locks to be one of the following types:

- Incremental—Allows a process to maintain multiple locks on the same resource and release them one at a time.
- Non-Incremental—A process either obtains the lock or the command fails.

Application programs are required to use the incremental form of the LOCK command.



**NOTE:** This restriction does *not* apply to Kernel.

### 25.13.3.3.20 S - Non-standard \$Z function used

M implementations may provide special functions with names beginning with \$Z. These are platform dependent. Application programs *cannot* use them.



**NOTE:** This restriction does *not* apply to Kernel.

### 25.13.3.3.21 S - Non-standard \$Z special variable used

M implementations may provide special variables with names beginning with \$Z. These are platform dependent. Application programs *cannot* use them.



**NOTE:** This restriction does *not* apply to Kernel.

### 25.13.3.3.22 S - 'OPEN' command should be invoked through ^%ZIS

Applications cannot directly use the OPEN and CLOSE commands. Instead, they *must* use the Kernel Device Handler.



**NOTE:** This restriction does *not* apply to Kernel, MailMan, and VA FileMan. See the noted exemptions in Section 2.4.8.1 of the SAC.

#### Anomaly

This error is a bit misleading, because there are now several APIs other than ^%ZIS that can be used. This includes:

- ^%ZISH
- ^%ZISUTL
- ^%ZISTCP

Regardless, applications *must* use one of the ^%ZIS\* APIs and *cannot* use OPEN directly.



**REF:** For more details of the CLOSE command, see the "S - 'Close' command should be invoked through 'D ^%ZISC'" section.

### 25.13.3.3.23 S - 'Close' command should be invoked through 'D ^%ZISC'

Kernel's Device Handler encapsulates certain I/O-related commands (e.g., OPEN and CLOSE) and provides a common device abstraction used by VistA applications. Applications are required to use the Device Handler.

At one time, devices were always opened using D ^%ZIS and closed using D ^%ZISC, but that is no longer true. Kernel provides some additional APIs:

- ^%ZISH for working with host files (that is, operating system files).
- ^%ZISUTL to make working with multiple devices easier.
- ^%ZISTCP for TCP connections.

If a device is opened using OPEN^%ZISUTL, it must be closed with CLOSE^%ZISUTL. Do *not* close the device through the CLOSE command.

**25.13.3.3.24 S - Read command doesn't have a timeout**

Application programs *must* provide a timeout (usually the variable DTIME) when using the READ command. In fact, it is good practice for applications to *not* use READ at all, but use the VA FileMan ^%DIR API (commonly known as the Reader); though, this is not a requirement. It is, however, a requirement to use a timeout.

In addition, if a timeout exceeds 300 seconds, you must document that fact in the package technical manual.

If for some reason this is inappropriate, an exemption is required.

**25.13.3.3.25 S - Routine code exceeds SACC maximum size of 15000 (nnnnn)**

The maximum routine size for M code and ";" comments (comments beginning with double semi-colons are considered code) is set to 15K characters in a routine.



**NOTE:** An additional 5K characters in a routine is available for regular comments (i.e., comments beginning with a single semi-colon).

**25.13.3.3.26 S - Routine exceeds SACC maximum size of 20000 (nnnnn)**

The maximum routine size as determined by ^%ZOSF("SIZE") is set to 20K for all characters in a routine.

**25.13.3.3.27 S - Set to a '%' global**

Application programs cannot modify globals with names beginning with "%".



**NOTE:** This restriction does *not* apply to Kernel.

**25.13.3.3.28 S - Should use 'TASKMAN' instead of 'JOB' command**

This is a requirement. Application programs cannot start background processes with the JOB command, but *must* use one of the APIs provided by TaskMan.



**NOTE:** This restriction does *not* apply to Kernel.

**25.13.3.3.29 S - View command used**

The VIEW command is used to modify memory or disk buffers. Use of this command is restricted to Kernel and VA FileMan.



**REF:** For more details about VIEW and \$VIEW, see the "S - \$View function used" section.

### 25.13.3.3.30 S - Violates VA programming standards

This is something of a catchall category and requires manual review for violations of VA programming standards.

## 25.13.3.4 Informational Errors

### 25.13.3.4.1 I - QUIT Command followed by only one space

This is another whitespace issue. In standard M, a routine is terminated by a single QUIT command and a function returns a value with a QUIT followed by a single space and then an expression that evaluates to the value to be returned. When you encounter a QUIT followed by a space, it is most likely extra whitespace at the end of a line.

### 25.13.3.4.2 I - Star or pound READ used

In M, READ is normally a line-oriented command. However, there are two syntactic variations on the READ command where its use is inappropriate:

**Figure 105. I - Star our pound READ used—Syntactic variation (1 of 2)**

```
READ *X
```

Reads a single character into X.

**Figure 106. I - Star our pound READ used—Syntactic variation (2 of 2)**

```
READ X#100
```

Reads 100 contiguous characters (bytes on most M systems) into X. Use of so-called star and pound READs was once disallowed, but is now permitted so long as applications follow other relevant standards.

### 25.13.3.5 Marked Items Errors (Manual Check)

You must manually check flagged references under Marked Items.

Currently, Marked Items only apply if a line contains \$TEXT (\$T). XINDEX records the location of the \$T code and prints it out under the "Marked Items" sub-header on the XINDEX report, since XINDEX does not check the references of a \$T.

M uses the \$TEXT function to retrieve lines from a routine, and routines sometimes incorporate data items that are retrieved in this fashion. Section 2.2.4 of the SAC describes the required format for lines referenced by \$TEXT, which states (in part):

2.2.4.1 LABEL+OFFSET references will not be used except for \$TEXT references.

2.2.4.2 Lines referenced by \$TEXT for use other than to check for the existence of a routine or a line label in that routine must be in the following format: [LABEL-optional]<ls>;;text or M code.

In standard M, a semicolon (";") introduces comments. A double semicolon (";;") indicates that the comment should be preserved even if the routine is compiled. The LABEL+OFFSET syntax is required to prevent errors that could be introduced if lines are inserted ahead of the label. According to the SAC, if code uses \$T, the reference *must* start with a double semicolon (";;").



## 26 Unwinder: Developer Tools

### 26.1 Application Program Interface (API)

Several APIs are available for developers to work with Kernel Unwinder. These APIs are described below.

#### 26.1.1 EN^XQOR(): Navigating Protocols

|                         |                                                                                                                                                                                                                                                                                                                                                                                                                                                                                                                                                  |
|-------------------------|--------------------------------------------------------------------------------------------------------------------------------------------------------------------------------------------------------------------------------------------------------------------------------------------------------------------------------------------------------------------------------------------------------------------------------------------------------------------------------------------------------------------------------------------------|
| <b>Reference Type</b>   | Supported                                                                                                                                                                                                                                                                                                                                                                                                                                                                                                                                        |
| <b>Category</b>         | Unwinder                                                                                                                                                                                                                                                                                                                                                                                                                                                                                                                                         |
| <b>IA #</b>             | 10101                                                                                                                                                                                                                                                                                                                                                                                                                                                                                                                                            |
| <b>Description</b>      | This API is the main routine for navigating protocols. The routine processes the initial protocol and the subordinate protocols. This processing of subordinate protocols happens according to the type of protocol and the navigation variables that get set along the way.                                                                                                                                                                                                                                                                     |
| <b>Format</b>           | EN^XQOR(x)                                                                                                                                                                                                                                                                                                                                                                                                                                                                                                                                       |
| <b>Input Parameters</b> | <p>x: (required) Identifies the initial protocol that EN^XQOR should process. The "x" input parameter should be in variable pointer format. For example:</p> <pre>x="1234;ORD(101,"</pre> <p>This would cause the processing to start with the protocol that has an internal entry number (IEN) of 1234.</p> <p>An alternative to using variable pointer format is to set x equal to the name or number of the protocol and DIC equal to the number or global reference of the file you are working in (generally the PROTOCOL file [#101]).</p> |
| <b>Output</b>           | none                                                                                                                                                                                                                                                                                                                                                                                                                                                                                                                                             |

## 26.1.2 EN1^XQOR(): Navigating Protocols

|                         |                                                                                                                                                                                                                                                                                                                                                                                                                                                                                                                                                  |
|-------------------------|--------------------------------------------------------------------------------------------------------------------------------------------------------------------------------------------------------------------------------------------------------------------------------------------------------------------------------------------------------------------------------------------------------------------------------------------------------------------------------------------------------------------------------------------------|
| <b>Reference Type</b>   | Supported                                                                                                                                                                                                                                                                                                                                                                                                                                                                                                                                        |
| <b>Category</b>         | Unwinder                                                                                                                                                                                                                                                                                                                                                                                                                                                                                                                                         |
| <b>IA #</b>             | 10101                                                                                                                                                                                                                                                                                                                                                                                                                                                                                                                                            |
| <b>Description</b>      | This API is identical to the EN^XQOR(): Navigating Protocols API, except that the entry and exit actions of the initial protocol are not executed. This API provides backwards compatibility with the way Kernel 6 processed protocols that were defined in the OPTION file (#19).                                                                                                                                                                                                                                                               |
| <b>Format</b>           | EN1^XQOR(x)                                                                                                                                                                                                                                                                                                                                                                                                                                                                                                                                      |
| <b>Input Parameters</b> | <p>x: (required) Identifies the initial protocol that EN^XQOR should process. The "x" input parameter should be in variable pointer format. For example:</p> <pre>x="1234;ORD(101,"</pre> <p>This would cause the processing to start with the protocol that has an internal entry number (IEN) of 1234.</p> <p>An alternative to using variable pointer format is to set x equal to the name or number of the protocol and DIC equal to the number or global reference of the file you are working in (generally the PROTOCOL file [#101]).</p> |
| <b>Output</b>           | none                                                                                                                                                                                                                                                                                                                                                                                                                                                                                                                                             |

## 26.1.3 MSG^XQOR(): Enable HL7 Messaging

|                         |                                                                                                                                                                      |
|-------------------------|----------------------------------------------------------------------------------------------------------------------------------------------------------------------|
| <b>Reference Type</b>   | Supported                                                                                                                                                            |
| <b>Category</b>         | Unwinder                                                                                                                                                             |
| <b>IA #</b>             | 10101                                                                                                                                                                |
| <b>Description</b>      | This API is used to enable Health Level Seven (HL7) messaging through the XQOR Unwinder.                                                                             |
| <b>Format</b>           | MSG^XQOR(protocol, .msgtext)                                                                                                                                         |
| <b>Input Parameters</b> | <p>protocol: (required) The name of the protocol with which the HL7 message will be associated.</p> <p>.msgtext (required) The array containing the HL7 message.</p> |



**Output**                    none

## 26.1.4 EN^XQORM(): Menu Item Display and Selection

**Reference Type**        Supported

**Category**                Unwinder

**IA #**                      10140

**Description**            This API handles the display of and selection from a menu; this routine processes a single menu only. This is the call that the EN^XQOR(): Navigating Protocols API uses to obtain menu selections. The caller is responsible to handle any selections from the menu that are returned in the y array. If you want navigation to the selected items handled for you, use the EN^XQOR(): Navigating Protocols API. The menus handled by this routine are the multiple selection, multiple column menus that are typical in Order Entry/Results Reporting (OE/RR).

**Format**                    EN^XQORM(xqorm,xqorm(0))

**Input Parameters**

|          |                                                                                                                                                                                                                                                                      |
|----------|----------------------------------------------------------------------------------------------------------------------------------------------------------------------------------------------------------------------------------------------------------------------|
| xqorm:   | (required) A variable pointer to the menu that should be displayed (e.g. XQORM="1234;ORD(101,")).                                                                                                                                                                    |
| xqorm(0) | (required) A string of flags that control the display and prompting of the menu: <ul style="list-style-type: none"> <li>• Numeric—Maximum number of selections allowed.</li> <li>• A—Prompt for a selection from the menu.</li> <li>• D—Display the menu.</li> </ul> |

**Output Parameters**    y():                    This array contains the items that the user selected from the menu.

### 26.1.5 XREF^XQORM(): Force Menu Recompile

|                         |                                                                                                                                                                             |                                                                        |
|-------------------------|-----------------------------------------------------------------------------------------------------------------------------------------------------------------------------|------------------------------------------------------------------------|
| <b>Reference Type</b>   | Supported                                                                                                                                                                   |                                                                        |
| <b>Category</b>         | Unwinder                                                                                                                                                                    |                                                                        |
| <b>IA #</b>             | 10140                                                                                                                                                                       |                                                                        |
| <b>Description</b>      | This API forces a menu to recompile. Menus are compiled into the XUTL global. This should happen automatically. However, you can use this API to force a menu to recompile. |                                                                        |
| <b>Format</b>           | XREF^XQORM(xqorm)                                                                                                                                                           |                                                                        |
| <b>Input Parameters</b> | xqorm:                                                                                                                                                                      | (required) Variable pointer to the protocol that should be recompiled. |
| <b>Output</b>           | returns:                                                                                                                                                                    | Returns recompiled menu.                                               |

### 26.1.6 DISP^XQORM1(): Display Menu Selections From Help Code

|                         |                                                                                                                                                                                         |                                |
|-------------------------|-----------------------------------------------------------------------------------------------------------------------------------------------------------------------------------------|--------------------------------|
| <b>Reference Type</b>   | Supported                                                                                                                                                                               |                                |
| <b>Category</b>         | Unwinder                                                                                                                                                                                |                                |
| <b>IA #</b>             | 10102                                                                                                                                                                                   |                                |
| <b>Description</b>      | This API displays menu selections from help code, if you have replaced the standard help by setting XQORM("?"). This API should only be called from within the code used by XQORM("?"). |                                |
| <b>Format</b>           | DISP^XQORM1(x)                                                                                                                                                                          |                                |
| <b>Input Parameters</b> | x:                                                                                                                                                                                      | (required) <i>Must</i> be "?". |
| <b>Output</b>           | returns:                                                                                                                                                                                | Returns menu selections.       |

## 27 User: Developer Tools

### 27.1 Application Program Interface (API)

Several APIs are available for developers to work with the user. These APIs are described below.

#### 27.1.1 \$\$CODE2TXT^XUA4A72(): Get HCFA Text

|                         |                                                                                                                                                                                                                     |
|-------------------------|---------------------------------------------------------------------------------------------------------------------------------------------------------------------------------------------------------------------|
| <b>Reference Type</b>   | Supported                                                                                                                                                                                                           |
| <b>Category</b>         | User                                                                                                                                                                                                                |
| <b>IA #</b>             | 1625                                                                                                                                                                                                                |
| <b>Description</b>      | This extrinsic function returns the three parts of the Health Care Financing Administration (HCFA) text from the PERSON CLASS file (#8932.1) based on passing in the Internal Entry Number (IEN) or the VA's Vcode. |
| <b>Format</b>           | <code>\$\$CODE2RXT^XUA4A72(ien_or_vcode)</code>                                                                                                                                                                     |
| <b>Input Parameters</b> | <code>ien_or_vcode</code> : (required) Pass in either the Internal Entry Number (IEN) or the VA Vcode for the text that should be returned.                                                                         |
| <b>Output</b>           | <code>returns</code> : Returns HCFA text.                                                                                                                                                                           |

#### 27.1.2 \$\$GET^XUA4A72(): Get Specialty and Subspecialty for a User

|                       |                                                                                                                                                                                                                                                                                                                                                                                                                                                            |
|-----------------------|------------------------------------------------------------------------------------------------------------------------------------------------------------------------------------------------------------------------------------------------------------------------------------------------------------------------------------------------------------------------------------------------------------------------------------------------------------|
| <b>Reference Type</b> | Supported                                                                                                                                                                                                                                                                                                                                                                                                                                                  |
| <b>Category</b>       | User                                                                                                                                                                                                                                                                                                                                                                                                                                                       |
| <b>IA #</b>           | 1625                                                                                                                                                                                                                                                                                                                                                                                                                                                       |
| <b>Description</b>    | This extrinsic function returns the "IEN^Profession^Specialty^Sub-specialty^Effect date^Expired date^VA code" for the person identified by the DUZ in effect on the date passed in, in internal VA FileMan format (TODAY if no date passed in). It returns: <ul style="list-style-type: none"><li>• -1—If DUZ does not point to a valid user or user has never had a Person Class assigned.</li><li>• -2—If no active Person Class on that date.</li></ul> |
| <b>Format</b>         | <code>\$\$GET^XUA4A72(duz[,date])</code>                                                                                                                                                                                                                                                                                                                                                                                                                   |

|                         |          |                                                                                                                                                                                                         |
|-------------------------|----------|---------------------------------------------------------------------------------------------------------------------------------------------------------------------------------------------------------|
| <b>Input Parameters</b> | duz:     | (required) Internal Entry Number (IEN) for the person being checked in the NEW PERSON file (#200).                                                                                                      |
|                         | date:    | (optional) Date in internal VA FileMan format, to indicate effective date for determination.                                                                                                            |
| <b>Output</b>           | returns: | Returns: <ul style="list-style-type: none"><li>• -1—If DUZ does not point to a valid user or user has never had a Person Class assigned.</li><li>• -2—If no active Person Class on that date.</li></ul> |

### 27.1.3 \$\$IEN2CODE^XUA4A72(): Get VA Code

|                         |                                                                                                                                                                                                                                                                           |
|-------------------------|---------------------------------------------------------------------------------------------------------------------------------------------------------------------------------------------------------------------------------------------------------------------------|
| <b>Reference Type</b>   | Supported                                                                                                                                                                                                                                                                 |
| <b>Category</b>         | User                                                                                                                                                                                                                                                                      |
| <b>IA #</b>             | 1625                                                                                                                                                                                                                                                                      |
| <b>Description</b>      | This extrinsic function returns the VA CODE from the PERSON CLASS file (#8932.1) that corresponds to the Internal Entry Number (IEN) passed in. If the IEN passed in does <i>not</i> match a valid entry in the PERSON CLASS file (#8932.1), an empty string is returned. |
| <b>Format</b>           | <code>\$\$IEN2CODE^XUA4A72(ien)</code>                                                                                                                                                                                                                                    |
| <b>Input Parameters</b> | ien: (required) Internal Entry Number (IEN) in the PERSON CLASS file (#8932.1).                                                                                                                                                                                           |
| <b>Output</b>           | returns: Returns the VA CODE.                                                                                                                                                                                                                                             |

## 27.1.4 \$\$DTIME^XUP(): Reset DTIME for USER

|                         |                                                                                                                                                                                                                                                                                                                                                                                                                                                                                                                                                                                                         |
|-------------------------|---------------------------------------------------------------------------------------------------------------------------------------------------------------------------------------------------------------------------------------------------------------------------------------------------------------------------------------------------------------------------------------------------------------------------------------------------------------------------------------------------------------------------------------------------------------------------------------------------------|
| <b>Reference Type</b>   | Supported                                                                                                                                                                                                                                                                                                                                                                                                                                                                                                                                                                                               |
| <b>Category</b>         | User                                                                                                                                                                                                                                                                                                                                                                                                                                                                                                                                                                                                    |
| <b>IA #</b>             | 4409                                                                                                                                                                                                                                                                                                                                                                                                                                                                                                                                                                                                    |
| <b>Description</b>      | <p>This extrinsic function resets the DTIME variable for the user identified by the first parameter "DUZ" of this function. This extrinsic function accepts two parameters:</p> <ul style="list-style-type: none"> <li>• IEN or DUZ of the user in the NEW PERSON file (#200).</li> <li>• IEN of the device in the DEVICE file (#3.5).</li> </ul> <p>The return value should be assigned to the variable DTIME as shown in the examples. This DTIME variable is used on all timed READS where interactive responses are required for a given user.</p>                                                  |
| <b>Format</b>           | <code>\$\$DTIME^XUP([duz][,ios])</code>                                                                                                                                                                                                                                                                                                                                                                                                                                                                                                                                                                 |
| <b>Input Parameters</b> | <p><b>duz:</b> (optional) The Internal Entry Number (IEN) or DUZ of the user in the NEW PERSON file (#200).</p> <p><b>ios:</b> (optional) The IEN of the device in the DEVICE file (#3.5). This IEN should be the same value of IOS if present, and should reflect the current sign-on device of the user.</p>                                                                                                                                                                                                                                                                                          |
| <b>Output</b>           | <p><b>returns:</b> The return value will be based on the first available data found in the following fields/files (listed in search order):</p> <ol style="list-style-type: none"> <li>1. TIMED READ (# OF SECONDS) field (#200.1) of the NEW PERSON file (#200).</li> <li>2. TIMED READ (# OF SECONDS) field (#51.1) of the DEVICE file (#3.5).</li> <li>3. DEFAULT TIMED READ (SECONDS) field (#210) of the KERNEL SYSTEM PARAMETERS file (#8989.3).</li> <li>4. (default) If <i>no</i> data is available in any of the three fields above, then the return value defaults to 300 seconds.</li> </ol> |

### Example 1

Sending DUZ only, returns the value in Field #200.1, TIMED READ (# OF SECONDS), of the NEW PERSON file (#200):

```
>S DTIME=$$DTIME^XUP(DUZ)

>W DTIME
1800
```

### Example 2

Sending DUZ and IOS, returns the value in Field #200.1, TIMED READ (# OF SECONDS), of the NEW PERSON file (#200):

```
>S DTIME=$$DTIME^XUP(DUZ,IOS)

>W DTIME
1800
```

### Example 3

Sending IOS only, returns the value in Field #51.1, TIMED READ (# OF SECONDS), of the DEVICE file (#3.5):

```
>S DTIME=$$DTIME^XUP(,IOS)

>W DTIME
500
```

### Example 4

*Not* Sending DUZ or IOS, returns the value in Field #210, DEFAULT TIMED READ (SECONDS), of the KERNEL SYSTEM PARAMETERS file (#8989.3):

```
>S DTIME=$$DTIME^XUP(,)

>W DTIME
400
```

Or

```
>S DTIME=$$DTIME^XUP()

>W DTIME
400
```

### Example 5

*Not* Sending DUZ or IOS *and* no value is in Field #210, DEFAULT TIMED READ (SECONDS), of the KERNEL SYSTEM PARAMETERS file (#8989.3):

```
>S DTIME=$$DTIME^XUP()

>W DTIME
300
```

## 27.1.5 \$\$ACTIVE^XUSER(): Status Indicator

|                         |                                                                                                                                                                                                                                                                                                                                                                                                                            |
|-------------------------|----------------------------------------------------------------------------------------------------------------------------------------------------------------------------------------------------------------------------------------------------------------------------------------------------------------------------------------------------------------------------------------------------------------------------|
| <b>Reference Type</b>   | Supported                                                                                                                                                                                                                                                                                                                                                                                                                  |
| <b>Category</b>         | User                                                                                                                                                                                                                                                                                                                                                                                                                       |
| <b>IA #</b>             | 2343                                                                                                                                                                                                                                                                                                                                                                                                                       |
| <b>Description</b>      | This extrinsic function returns the active status indicator and latest signon information of a user in the NEW PERSON file (#200).                                                                                                                                                                                                                                                                                         |
| <b>Format</b>           | \$\$ACTIVE^XUSER(ien)                                                                                                                                                                                                                                                                                                                                                                                                      |
| <b>Input Parameters</b> | ien: (required) Internal Entry Number (IEN) of the user to be checked in the NEW PERSON file (#200).                                                                                                                                                                                                                                                                                                                       |
| <b>Output</b>           | returns: Returns any of the following codes: <ul style="list-style-type: none"> <li>• ""—Null, no user record found.</li> <li>• 0—User <i>cannot</i> sign on.</li> <li>• 0^DISUSER—User <i>cannot</i> sign on because of DISUSER flag.</li> <li>• 0^TERMINATED^FMDATE—User terminated on date indicated.</li> <li>• 1^NEW—A new user, can sign on.</li> <li>• 1^ACTIVE^FMDATE—An active user, last signon date.</li> </ul> |

### Example 1

This is an example of an Active User in the NEW PERSON file (#200):

```
>S X=$$ACTIVE^XUSER(1529)

>WRITE X
1^ACTIVE^3030321.093756
```

### Example 2

This is an example of a Terminated User in the NEW PERSON file (#200):

```
>S X=$$ACTIVE^XUSER(957)

>WRITE X
0^TERMINATED^2980504
```

### Example 3

This is an example of a User with no record in the NEW PERSON file (#200), returns a null string:

```
>S X=$$ACTIVE^XUSER(99999999)
>W X
>
```

### Example 4

This is an example of a User in the NEW PERSON file (#200) with the DISUSER flag set:

```
>S X=$$ACTIVE^XUSER(111)
>W X
0^DISUSER
```

## 27.1.6 \$\$DEA^XUSER(): Get DEA Number

|                       |                                                                                                                                                                                                                                                                                                                                                   |
|-----------------------|---------------------------------------------------------------------------------------------------------------------------------------------------------------------------------------------------------------------------------------------------------------------------------------------------------------------------------------------------|
| <b>Reference Type</b> | Supported                                                                                                                                                                                                                                                                                                                                         |
| <b>Category</b>       | Public Key Infrastructure (PKI)                                                                                                                                                                                                                                                                                                                   |
| <b>IA #</b>           | 2343                                                                                                                                                                                                                                                                                                                                              |
| <b>Description</b>    | This extrinsic function returns a user's Drug Enforcement Agency (DEA) number, if it exists in the DEA# field (#53.2) of the NEW PERSON file (#200). If the DEA# field value is null, the value returned depends on the optional FLAG input parameter (see below). This API was requested as part of the Public Key Infrastructure (PKI) Project. |
| <b>Format</b>         | \$\$DEA^XUSER([flag][,userien])                                                                                                                                                                                                                                                                                                                   |



|                         |          |                                                                                                                                                                                                                                                                                                                                                                                                                                                                                                                                                                                                                                                                                                                                                                                                                                                       |
|-------------------------|----------|-------------------------------------------------------------------------------------------------------------------------------------------------------------------------------------------------------------------------------------------------------------------------------------------------------------------------------------------------------------------------------------------------------------------------------------------------------------------------------------------------------------------------------------------------------------------------------------------------------------------------------------------------------------------------------------------------------------------------------------------------------------------------------------------------------------------------------------------------------|
| <b>Input Parameters</b> | flag:    | <p>(optional) This flag controls what is returned when the user does not have a value in the DEA# field (#53.2) of the NEW PERSON file (#200).</p> <ul style="list-style-type: none"> <li>• 1—This routine will check to see if the user has a value in the VA# field (#53.3) of the NEW PERSON file (#200). If a value is found in that field, this routine will return that field value. Otherwise, this routine returns an empty string.</li> <li>• NULL or 0—This routine will check to see if the user has values in the VA# field (#53.3) of the NEW PERSON file (#200) and the (new) FACILITY DEA NUMBER field (#52) of the INSTITUTION file (#4). If values are found in both of those fields, this routine will return the following: <pre style="margin-left: 40px;">FACILITY DEA NUMBER field (#52)_"-"_VA# field(#53.3)</pre> </li> </ul> |
|                         | userien: | <p>(optional) This value can be used to get the DEA# of some user besides the one that signed in. In CPRS, to check that a student's teacher has the required DEA#.</p>                                                                                                                                                                                                                                                                                                                                                                                                                                                                                                                                                                                                                                                                               |
| <b>Output</b>           | returns: | <p>Returns the DEA# field (#53.2) value or the value returned based on the (optional) flag input parameter.</p>                                                                                                                                                                                                                                                                                                                                                                                                                                                                                                                                                                                                                                                                                                                                       |

### Example 1

The following are the data values for this example:

- IEN = "1000118"
- DEA# (#53.2) field = "AB1234567"
- FACILITY DEA NUMBER field (#52) = "VA7654321"
- VA# field (#53.3) = "789"

If the FLAG input parameter is null or "0", this API would return "AB1234567," since the user has a DEA#:

```
>S X=$$DEA^XUSER(0,1000118)

>W X
AB1234567
```

If the FLAG input parameter is "1", this API would return "AB1234567," since the user has a DEA#:

```
>S X=$$DEA^XUSER(1,1000118)

>W X
AB1234567
```

## Example 2

The following are the data values for this example:

- DEA# (#53.2) field = NULL
- FACILITY DEA NUMBER field (#52) = "VA7654321"
- VA# field (#53.3) = "789"

If the FLAG input parameter is NULL or "0", this API would return "VA7654321-789":

```
>S X=$$DEA^XUSER(0,)

>W X
VA7654321-789
```

If the FLAG input parameter is "1", this API would return "789":

```
>S X=$$DEA^XUSER(1,)

>W X
789
```

## Example 3

The following are the data values for this example:

- DEA# (#53.2) field = NULL
- FACILITY DEA NUMBER field (#52) = "VA7654321"
- VA# field (#53.3) = NULL

If the FLAG input parameter is NULL or "0", this API would return "":

```
>S X=$$DEA^XUSER(0,)

>W X
```

If the FLAG input parameter is "1", this API would return "":

```
>S X=$$DEA^XUSER(1,)

>W X
```

In both cases, it returns an empty string.

## 27.1.7 DIV4^XUSER(): Get User Divisions

|                          |                                                                                                                                                                                                                                                                                                                                                                   |                                                                                                                                                                                                                                                                                                                                                                                                                                                                                                                                                                                                                                                                                                                                |
|--------------------------|-------------------------------------------------------------------------------------------------------------------------------------------------------------------------------------------------------------------------------------------------------------------------------------------------------------------------------------------------------------------|--------------------------------------------------------------------------------------------------------------------------------------------------------------------------------------------------------------------------------------------------------------------------------------------------------------------------------------------------------------------------------------------------------------------------------------------------------------------------------------------------------------------------------------------------------------------------------------------------------------------------------------------------------------------------------------------------------------------------------|
| <b>Reference Type</b>    | Controlled Subscription                                                                                                                                                                                                                                                                                                                                           |                                                                                                                                                                                                                                                                                                                                                                                                                                                                                                                                                                                                                                                                                                                                |
| <b>Category</b>          | User                                                                                                                                                                                                                                                                                                                                                              |                                                                                                                                                                                                                                                                                                                                                                                                                                                                                                                                                                                                                                                                                                                                |
| <b>IA #</b>              | 2533                                                                                                                                                                                                                                                                                                                                                              |                                                                                                                                                                                                                                                                                                                                                                                                                                                                                                                                                                                                                                                                                                                                |
| <b>Description</b>       | <p>This API returns all divisions for a user. It returns:</p> <ul style="list-style-type: none"> <li>• 1—If the user has a Division entry in the NEW PERSON file (#200). It indicates that the array of pointers to the Institution file has been defined.</li> <li>• 0—The array of pointers to the NSTITUTION file (#4) has <i>not</i> been defined.</li> </ul> |                                                                                                                                                                                                                                                                                                                                                                                                                                                                                                                                                                                                                                                                                                                                |
| <b>Format</b>            | DIV4^XUSER( .array[ ,duz ] )                                                                                                                                                                                                                                                                                                                                      |                                                                                                                                                                                                                                                                                                                                                                                                                                                                                                                                                                                                                                                                                                                                |
| <b>Input Parameters</b>  | .array:                                                                                                                                                                                                                                                                                                                                                           | (required) This parameter is a local variable (i.e., array name) passed by reference.                                                                                                                                                                                                                                                                                                                                                                                                                                                                                                                                                                                                                                          |
|                          | duz:                                                                                                                                                                                                                                                                                                                                                              | (optional) The Internal Entry Number (IEN) of the user in the NEW PERSON file (#200). If DUZ is not passed as a parameter, the function defaults to the value of DUZ in the application's partition.                                                                                                                                                                                                                                                                                                                                                                                                                                                                                                                           |
| <b>Output Parameters</b> | .array:                                                                                                                                                                                                                                                                                                                                                           | <p>Returns:</p> <ul style="list-style-type: none"> <li>• 1—If the user has a Division entry in the NEW PERSON file (#200). It indicates that the array of pointers to the Institution file has been defined.</li> </ul> <p>The array includes all IENs for the INSTITUTION file (#4) that have been assigned to the user.</p> <p>The array is defined and left in the application's partition, if the user indicated by the value of the DUZ input parameter has divisions defined in the respective NEW PERSON file (#200) entry. The format is:</p> <pre>ARRAY( [ ^DIC( 4 IEN ] )</pre> <ul style="list-style-type: none"> <li>• 0—The array of pointers to the NSTITUTION file (#4) has <i>not</i> been defined.</li> </ul> |

### Example

```
>S X=$$DIV4^XUSER(.ZZ ,duz)
```

## 27.1.8 \$\$LOOKUP^XUSER(): New Person File Lookup

**Reference Type** Supported

**Category** User

**IA #** 2343

**Description** This extrinsic function does a user lookup on the NEW PERSON file (#200) screening out users that are terminated. You are first asked to enter a name of a user in the NEW PERSON file (#200). By default, the function then asks if the correct user name was selected. For example:

```
Select NEW PERSON NAME: XUUSER,THREE
Is XUUSER,THREE the one you want? YES//
```

If the optional input parameter is set to "Q" then the second, confirmation prompt is suppressed. The return is in the same format as a call to DIC (i.e., IEN^NAME). Adding new entries is <I>not</I> allowed.

**Format** \$\$LOOKUP^XUSER([ " " ])

**Input Parameters** "": (optional) This optional input parameter does the following:

- Null—(default) Do *not* suppress the NEW PERSON file (#200) name confirmation prompt for each entry selected.
- A—Screen out terminated users.
- Q—Suppress the NEW PERSON file (#200) name confirmation prompt for each entry selected.
- AQ—Screen out terminated users and suppress the NEW PERSON file (#200) name confirmation prompt for each entry selected.

**Output** returns: Returns the Internal Entry Number (IEN) and NAME of the user in the NEW PERSON file (#200) entered after the "Select NEW PERSON NAME:" prompt (IEN^NAME).

**Example 1**

This is an example of a lookup of an active user when *not* passing in the optional "Q" parameter:

**Figure 107. \$\$LOOKUP^XUSER: Example showing confirmation prompt**

```
>S LRDOC=$$LOOKUP^XUSER(" ")
Select NEW PERSON NAME: ?
Answer with NEW PERSON NAME, or INITIAL, or SSN, or VERIFY CODE, or
NICK NAME, or SERVICE/SECTION, or DEA#, or ALIAS
Do you want the entire 1601-Entry NEW PERSON List? N <Enter> (No)
Select NEW PERSON NAME: XUUSER,TWO E <Enter> TX COMPUTER SPECIALIST
Is XUUSER,TWO E the one you want? YES// <Enter>

>W LRDOC
1529^XUUSER,TWO E
```

**Example 2**

This is an example of a lookup of an active user when passing in the optional "Q" parameter:

**Figure 108. \$\$LOOKUP^XUSER: Example suppressing confirmation prompt**

```
>S LRDOC=$$LOOKUP^XUSER("Q")
Select NEW PERSON NAME: XUUSER,TWO E <Enter> TX COMPUTER SPECIALIST

>W LRDOC
1529^XUUSER,TWO E
```

**Example 3**

This is an example of a lookup of a terminated user when passing in the optional "A" parameter:

**Figure 109. \$\$LOOKUP^XUSER: Example of a terminated user**

```
>S LRDOC=$$LOOKUP^XUSER("A")
Select NEW PERSON NAME: XUUSER,EIGHT <Enter> EX
 This user was terminated on May 04, 1998
Select NEW PERSON NAME:
```

## 27.1.9 \$\$NAME^XUSER(): Get Name of User

|                         |                                                                                                                                                                                                                                                                                                                                                                                                                                 |
|-------------------------|---------------------------------------------------------------------------------------------------------------------------------------------------------------------------------------------------------------------------------------------------------------------------------------------------------------------------------------------------------------------------------------------------------------------------------|
| <b>Reference Type</b>   | Supported                                                                                                                                                                                                                                                                                                                                                                                                                       |
| <b>Category</b>         | User                                                                                                                                                                                                                                                                                                                                                                                                                            |
| <b>IA #</b>             | 2343                                                                                                                                                                                                                                                                                                                                                                                                                            |
| <b>Description</b>      | This extrinsic function returns the full name of the specified user in a mixed case displayable format. The user's given name (i.e., First Last) is returned unless a second parameter of "F" is passed in to get the Family name (i.e., Last,First).                                                                                                                                                                           |
| <b>Format</b>           | <code>\$\$NAME^XUSER(ien[,format])</code>                                                                                                                                                                                                                                                                                                                                                                                       |
| <b>Input Parameters</b> | <p><b>ien:</b> (required) Internal Entry Number (IEN) of the provider to be checked in the NEW PERSON file (#200).</p> <p><b>format:</b> (optional) This parameter indicates if the user's name should be returned formatted by Family or Given name, respectively. Possible values are:</p> <ul style="list-style-type: none"><li>• F—Family (e.g., "Xuuser,Two").</li><li>• G (default)—Given (e.g., "Two Xuuser").</li></ul> |
| <b>Output</b>           | <p><b>returns:</b> Returns user's family or given name.</p>                                                                                                                                                                                                                                                                                                                                                                     |

### Example 1

Retrieving the user name in Given format:

```
>S X=$$NAME^XUSER(1529)
>W X
Two E Xuuser
```

### Example 2

Retrieving the user name in Family format:

```
>S X=$$NAME^XUSER(1529,"F")
>W X
Xuuser,Two E.
```

## 27.1.10 \$\$PROVIDER^XUSER(): Providers in New Person File

|                         |                                                                                                                                                                                                                                                                                                                                                                                                 |
|-------------------------|-------------------------------------------------------------------------------------------------------------------------------------------------------------------------------------------------------------------------------------------------------------------------------------------------------------------------------------------------------------------------------------------------|
| <b>Reference Type</b>   | Supported                                                                                                                                                                                                                                                                                                                                                                                       |
| <b>Category</b>         | User                                                                                                                                                                                                                                                                                                                                                                                            |
| <b>IA #</b>             | 2343                                                                                                                                                                                                                                                                                                                                                                                            |
| <b>Description</b>      | This extrinsic function was requested to be added by the Computerized Patient Record System (CPRS) Development Team. It is used to indicate any provider in the NEW PERSON file (#200). The definition of a provider is any entry in the NEW PERSON file (#200) that does not have a termination date. Additional parameters may be added in the future in order to perform other tests/checks. |
| <b>Format</b>           | \$\$PROVIDER^XUSER(ien)                                                                                                                                                                                                                                                                                                                                                                         |
| <b>Input Parameters</b> | ien: (required) Internal Entry Number (IEN) of the provider to be checked in the NEW PERSON file (#200).                                                                                                                                                                                                                                                                                        |
| <b>Output</b>           | returns: Returns any of the following codes: <ul style="list-style-type: none"> <li>• 1—Provider has a record and no termination date.</li> <li>• 0^TERMINATED^FMDATE—Provider terminated on date indicated.</li> <li>• ""—Null, no provider record found.</li> </ul>                                                                                                                           |

### Example 1

This is an example of an Active Provider in the NEW PERSON file (#200):

```
>S X=$$PROVIDER^XUSER(1529)
>WRITE X
1
```

### Example 2

This is an example of a Terminated Provider in the NEW PERSON file (#200):

```
>S X=$$PROVIDER^XUSER(957)
>W X
0^TERMINATED^2980504
```

### Example 3

This is an example of a Provider with no record in the NEW PERSON file (#200), returns a null string:

```
>S X=$$PROVIDER^XUSER(000999999)
>W X
>
```

## 27.1.11 \$\$KCHK^XUSRB(): Check If User Holds Security Key

|                         |                                                                                                                                                                                                                       |          |                                                        |      |                                                                                                                                  |
|-------------------------|-----------------------------------------------------------------------------------------------------------------------------------------------------------------------------------------------------------------------|----------|--------------------------------------------------------|------|----------------------------------------------------------------------------------------------------------------------------------|
| <b>Reference Type</b>   | Controlled Subscription                                                                                                                                                                                               |          |                                                        |      |                                                                                                                                  |
| <b>Category</b>         | User                                                                                                                                                                                                                  |          |                                                        |      |                                                                                                                                  |
| <b>IA #</b>             | 2120                                                                                                                                                                                                                  |          |                                                        |      |                                                                                                                                  |
| <b>Description</b>      | This extrinsic function checks to see if a user holds a given security key.                                                                                                                                           |          |                                                        |      |                                                                                                                                  |
| <b>Format</b>           | <code>\$\$KCHK^XUSRB(key[, ien])</code>                                                                                                                                                                               |          |                                                        |      |                                                                                                                                  |
| <b>Input Parameters</b> | <table><tr><td>key:</td><td>(required) The name of the security key to be checked.</td></tr><tr><td>ien:</td><td>(optional) Internal Entry Number (IEN). It defaults to DUZ.</td></tr></table>                        | key:     | (required) The name of the security key to be checked. | ien: | (optional) Internal Entry Number (IEN). It defaults to DUZ.                                                                      |
| key:                    | (required) The name of the security key to be checked.                                                                                                                                                                |          |                                                        |      |                                                                                                                                  |
| ien:                    | (optional) Internal Entry Number (IEN). It defaults to DUZ.                                                                                                                                                           |          |                                                        |      |                                                                                                                                  |
| <b>Output</b>           | <table><tr><td>returns:</td><td>Returns:</td></tr><tr><td></td><td><ul style="list-style-type: none"><li>• 1—User holds security key.</li><li>• 0—User does <i>not</i> hold security key.</li></ul></td></tr></table> | returns: | Returns:                                               |      | <ul style="list-style-type: none"><li>• 1—User holds security key.</li><li>• 0—User does <i>not</i> hold security key.</li></ul> |
| returns:                | Returns:                                                                                                                                                                                                              |          |                                                        |      |                                                                                                                                  |
|                         | <ul style="list-style-type: none"><li>• 1—User holds security key.</li><li>• 0—User does <i>not</i> hold security key.</li></ul>                                                                                      |          |                                                        |      |                                                                                                                                  |

### Example 1

The following example illustrates the results when a user holds a security key input:

```
>S X=$$KCHK^XUSRB("XUPROGMODE")
>W X
1
```

### Example 2

The following example illustrates the results when a user does *not* hold the security key input:

```
>S X=$$KCHK^XUSRB("XUMGR")
>W X
0
```



**Example 3**

The following example illustrates the results when checking if another user holds a security key input by including their IEN:

```
>S X=$$KCHK^XUSRB("XUPROGMODE",30)
>W X
1
```

**27.1.12 DIVGET^XUSRB2(): Get Divisions for Current User**

|                          |                                                                                                                                                                                                                                                                                                                                                                                                                                                                              |
|--------------------------|------------------------------------------------------------------------------------------------------------------------------------------------------------------------------------------------------------------------------------------------------------------------------------------------------------------------------------------------------------------------------------------------------------------------------------------------------------------------------|
| <b>Reference Type</b>    | Controlled Subscription                                                                                                                                                                                                                                                                                                                                                                                                                                                      |
| <b>Category</b>          | User                                                                                                                                                                                                                                                                                                                                                                                                                                                                         |
| <b>IA #</b>              | 4055                                                                                                                                                                                                                                                                                                                                                                                                                                                                         |
| <b>Description</b>       | This API retrieves the list of divisions for the current user.<br><br>(This was developed as a Broker RPC and all RPCs have as the first parameter the return/output parameter.)                                                                                                                                                                                                                                                                                             |
| <b>Format</b>            | DIVGET^XUSRB2( <i>ret</i> , <i>ien</i> )                                                                                                                                                                                                                                                                                                                                                                                                                                     |
| <b>Input Parameters</b>  | <p><i>ret</i>: (required) Name of the subscribed return array. In every API that is used as an RPC, the first parameter is the return array.</p> <p><i>ien</i>: (required) The DUZ or user name of the user for whom you are getting the division list.</p>                                                                                                                                                                                                                  |
| <b>Output Parameters</b> | <p><i>ret</i>(): Returns a subscribed output array. If + of the value at the first level 0 subscript of the return value is false, then the user does <i>not</i> have any divisions from which to select.</p> <p>Otherwise, for each division that a user has, a node will be present in the return value, at the first subscript level, starting at zero (0) and incrementing from there. The value of the node is three pieces:</p> <pre>ien^division name^station #</pre> |

### 27.1.13 DIVSET^XUSB2(): Set Division for Current User

|                          |                                                                                                                                                                                                                                                                                                                         |
|--------------------------|-------------------------------------------------------------------------------------------------------------------------------------------------------------------------------------------------------------------------------------------------------------------------------------------------------------------------|
| <b>Reference Type</b>    | Controlled Subscription                                                                                                                                                                                                                                                                                                 |
| <b>Category</b>          | User                                                                                                                                                                                                                                                                                                                    |
| <b>IA #</b>              | 4055                                                                                                                                                                                                                                                                                                                    |
| <b>Description</b>       | <p>This API sets the division for the current user.</p> <p>(This was developed as a Broker RPC and all RPCs have as the first parameter the return/output parameter.)</p>                                                                                                                                               |
| <b>Format</b>            | <code>DIVSET^XUSB2(ret,div)</code>                                                                                                                                                                                                                                                                                      |
| <b>Input Parameters</b>  | <p><b>ret:</b> (required) Name of the subscribed return array. In every API that is used as an RPC, the first parameter is the return array.</p> <p><b>div:</b> (required) This is the division to select. If passed with a leading ` an Internal Entry Number (IEN) is being passed and will be processed as such.</p> |
| <b>Output Parameters</b> | <p><b>ret():</b> Returns a Boolean value in the subscribed output array:</p> <ul style="list-style-type: none"> <li>• True (non-zero)—Division selection is considered successful.</li> <li>• False (zero)—Division selection failed.</li> </ul>                                                                        |

### 27.1.14 USERINFO^XUSB2(): Get Demographics for Current User

|                         |                                                                                                                                                                                                                  |
|-------------------------|------------------------------------------------------------------------------------------------------------------------------------------------------------------------------------------------------------------|
| <b>Reference Type</b>   | Controlled Subscription                                                                                                                                                                                          |
| <b>Category</b>         | User                                                                                                                                                                                                             |
| <b>IA #</b>             | 4055                                                                                                                                                                                                             |
| <b>Description</b>      | <p>This API retrieves various user demographic information for the current user.</p> <p>(This was developed as a Broker/VistALink RPC and all RPCs have as the first parameter the return/output parameter.)</p> |
| <b>Format</b>           | <code>USERINFO^XUSB2(ret)</code>                                                                                                                                                                                 |
| <b>Input Parameters</b> | <p><b>ret:</b> (required) Name of the subscribed return array. In every API that is used as an RPC, the first parameter is the return array.</p>                                                                 |

**Output Parameters** ret():

Returns a subscripted output array:

- RET(1)—User's name from the .01 field of the NEW PERSON file (#200).
- RET(2)—Concatenated user name from the NAME COMPONENTS file (#20).
- RET(3)—Logged on division:
  - ien^name^number
- RET(4)—User's title from the NEW PERSON file (#200).
- RET(5)—User's service section from NEW PERSON file (#200, external format).
- RET(6)—User's language from the NEW PERSON file (#200).
- RET(7)—User's timeout.



# 28 XGF Function Library: Developer Tools

The XGF Function Library supports developers designing text-based applications. The functions in this library support cursor positioning, overlapping text windows, video attribute control, and keyboard escape processing, all in a text-mode environment.

If you intend to make simple interface enhancements for an existing text-mode application, then you may find the XGF Function Library useful. The XGF Function Library provides the following functionality:

- Text-mode overlapping windows.
- Text-mode cursor positioning by screen coordinate.
- Text-mode video attribute control (bold, blink, etc.).
- Keyboard reader using M escape processing (thereby making use of keystrokes like <UP-ARROW> ("↑"), <DOWN-ARROW> ("↓"), <PREV> ("←"), <NEXT> ("→"), etc.).

The XGF Function Library may *not* be appropriate if you need:

- A full graphical user interface (GUI) front end for your application.
- Support for non-ANSI VT-compatible display devices.

To use the XGF Function Library, your system *must* use an M implementation that complies with the 1995 ANSI M standard. At a minimum, the M implementation *must* support the following features to use the XGF Function Library:

**Table 28. Minimum M implementation features required for the XGF Function Library**

| Feature             | Example                                   |
|---------------------|-------------------------------------------|
| SET into \$EXTRACT  | S X="this is a string", \$E(X,1,4)="that" |
| Reverse \$ORDER     | S X=\$O(^TMP(" "), -1)                    |
| Two argument \$GET  | K Y S X=\$G(Y, "DEFAULT")                 |
| Skipping parameters | D TAG^ROUTINE( , P2, , P4)                |
| \$NAME              | W \$NA(^TMP(\$J))                         |
| SET \$X and \$Y     | S \$X=10                                  |

This XGF Function Library supports terminals that are ANSI-compatible and at least VT100-compatible. As a result, this software does not support QUME QVT102/QVT102A terminals.



The XGF Function Library Application Program Interfaces (APIs) are documented in the "XGF Function Library: Developer Tools" chapter in the *Kernel Developer's Guide*. Kernel and Kernel Toolkit APIs are also available in HTML format at the following VA Intranet Website: <http://vista.med.va.gov/kernel/apis/index.shtml>

## 28.1 Direct Mode Utilities

Several XGF Function Library direct mode utilities are available for developers to use at the M prompt. They are not APIs and *cannot* be used in software application routines. These direct mode utilities are described below.

### 28.1.1 ^XGFDEMO: Demo Program

To run an interactive demonstration showing the capabilities provided by the XGF Function Library, you can run the XGF demo program. From the programmer prompt, type the following:

```
>D ^XGFDEMO
```

**Table 29. XGF Function Library: Demo functional division**

| Demo Function      | Associated Direct Mode Utility                       |
|--------------------|------------------------------------------------------|
| Cursor/Text Output | IOXY^XGF, SAY^XGF, SAYU^XGF                          |
| Video Attributes   | CHGA^XGF, SETA^XGF                                   |
| Text Windows       | CLEAR^XGF, FRAME^XGF, RESTORE^XGF, SAVE^XGF, WIN^XGF |
| Keyboard Reader    | \$\$READ^XGF                                         |
| Setup/Cleanup      | CLEAN^XGF, INITKB^XGF, PREP^XGF, RESETKB^XGF         |

## 28.2 Application Program Interface (API)

Several APIs are available for developers to work with the XGF Function Library. These APIs are described below.

### 28.2.1 CHGA^XGF(): Screen Change Attributes

|                       |                                                                                                                                                                                                                                                                                                                                                                                                                                                                                                                                                                                                                                                                                                                                                                                                                                                                                                                                                                                                                                                                                                                                                                                                                                                                                                                                                                                                                                           |
|-----------------------|-------------------------------------------------------------------------------------------------------------------------------------------------------------------------------------------------------------------------------------------------------------------------------------------------------------------------------------------------------------------------------------------------------------------------------------------------------------------------------------------------------------------------------------------------------------------------------------------------------------------------------------------------------------------------------------------------------------------------------------------------------------------------------------------------------------------------------------------------------------------------------------------------------------------------------------------------------------------------------------------------------------------------------------------------------------------------------------------------------------------------------------------------------------------------------------------------------------------------------------------------------------------------------------------------------------------------------------------------------------------------------------------------------------------------------------------|
| <b>Reference Type</b> | Supported                                                                                                                                                                                                                                                                                                                                                                                                                                                                                                                                                                                                                                                                                                                                                                                                                                                                                                                                                                                                                                                                                                                                                                                                                                                                                                                                                                                                                                 |
| <b>Category</b>       | XGF Function Library                                                                                                                                                                                                                                                                                                                                                                                                                                                                                                                                                                                                                                                                                                                                                                                                                                                                                                                                                                                                                                                                                                                                                                                                                                                                                                                                                                                                                      |
| <b>IA #</b>           | 3173                                                                                                                                                                                                                                                                                                                                                                                                                                                                                                                                                                                                                                                                                                                                                                                                                                                                                                                                                                                                                                                                                                                                                                                                                                                                                                                                                                                                                                      |
| <b>Description</b>    | <p>This API changes individual video attributes for subsequent screen WRITES.</p> <p>Use this API to change individual video attributes for subsequent output. This API is different from SETA^XGF in that individual video attributes can be set without affecting all video attributes at once.</p> <p>A call to the PREP^XGF(): Screen/Keyboard Setup API <i>must</i> be made at some point prior to calling CHGA^XGF.</p> <p>The attribute codes are not case sensitive. You can append them if you want to set more than one attribute. If you include more than one attribute, their order is not important.</p> <p>B0 and B1 turn off and on the blink attribute; I0 and I1 turn off and on the intensity attribute; R0 and R1 turn off and on the reverse attribute; U0 and U1 turn off and on the underline attribute. E1 turns off all attributes. G0 and G1 turn off and on recognition of an alternate graphics character set so that you can use special graphic characters, in particular those set up by Kernel's GSET^%ZISS API. To use graphics characters, be sure you turn on graphics first (with G1) and turn graphics off afterwards (with G0).</p> <p>The change in attribute remains in effect until another CHGA^XGF, PREP^XGF(): Screen/Keyboard Setup, or SETA^XGF(): Screen Video Attributes API call is made. If you want only a temporary change in attribute, SAY^XGF may be a better function to use.</p> |
| <b>Format</b>         | CHGA^XGF( <i>atr_codes</i> )                                                                                                                                                                                                                                                                                                                                                                                                                                                                                                                                                                                                                                                                                                                                                                                                                                                                                                                                                                                                                                                                                                                                                                                                                                                                                                                                                                                                              |

**Input Parameters** atr\_codes: (required) Codes are as follows:

- B1—Blink on  
B0—Blink off
- E1—Turn all off
- G1—Graphics on  
G0—Graphics off
- I1—Intensity high  
I0—Intensity normal
- R1—Reverse video on  
R0—Reverse video off
- U1—Underline on  
U0—Underline off

**Output Parameters** xgcuratr: This variable always holds the current screen attribute coded as a single character, and is updated when you call CHGA^XGF.

\$x,\$y: Left unchanged.



**REF:** See also: SETA^XGF(): Screen Video Attributes API.

### Example 1

To clear the screen in blinking, reverse video and high intensity, do the following:

```
>D CHGA^XGF("R1B1I1"),CLEAR^XGF(0,0,23,79)
```

### Example 2

To print Hello World, do the following:

```
>D CHGA^XGF("I1"),SAY^XGF(,"Hello ")
>D CHGA^XGF("U1"),SAY^XGF(,"World")
```

### Example 3

To draw the bottom of a small box, do the following:

```
>D CHGA^XGF("G1")
>D SAY^XGF(,"IOBLC_IOHL_IOHL_IOBRC")
>D CHGA^XGF("G0")
```



## 28.2.2 CLEAN^XGF: Screen/Keyboard Exit and Cleanup

|                         |                                                                                                                                                                                                                                                                                                                                                                                                                                                                                                                                                                                    |
|-------------------------|------------------------------------------------------------------------------------------------------------------------------------------------------------------------------------------------------------------------------------------------------------------------------------------------------------------------------------------------------------------------------------------------------------------------------------------------------------------------------------------------------------------------------------------------------------------------------------|
| <b>Reference Type</b>   | Supported                                                                                                                                                                                                                                                                                                                                                                                                                                                                                                                                                                          |
| <b>Category</b>         | XGF Function Library                                                                                                                                                                                                                                                                                                                                                                                                                                                                                                                                                               |
| <b>IA #</b>             | 3173                                                                                                                                                                                                                                                                                                                                                                                                                                                                                                                                                                               |
| <b>Description</b>      | <p>This API exits the XGF screen and keyboard environments. It removes XGF screen and keyboard variables and tables, turns all video attributes off, turns echo on, turns the cursor on, and sets the keypad to numeric mode.</p> <p>In addition, CLEAN^XGF does everything that the RESETKB^XGF: Exit XGF Keyboard API does to exit the XGF keyboard environment, including turning terminators and escape processing off. Subsequent READs are processed normally. If you call CLEAN^XGF, a separate call to the RESETKB^XGF: Exit XGF Keyboard API is <i>not</i> necessary.</p> |
| <b>Format</b>           | CLEAN^XGF                                                                                                                                                                                                                                                                                                                                                                                                                                                                                                                                                                          |
| <b>Input Parameters</b> | none                                                                                                                                                                                                                                                                                                                                                                                                                                                                                                                                                                               |
| <b>Output</b>           | none                                                                                                                                                                                                                                                                                                                                                                                                                                                                                                                                                                               |



**REF:** See also: PREP^XGF(): Screen/Keyboard Setup API.

### 28.2.3 CLEAR^XGF(): Screen Clear Region

|                          |                                                                                                                                                                                                                                                                                                                                                                                                                                                                                                                                                                                                                                                 |
|--------------------------|-------------------------------------------------------------------------------------------------------------------------------------------------------------------------------------------------------------------------------------------------------------------------------------------------------------------------------------------------------------------------------------------------------------------------------------------------------------------------------------------------------------------------------------------------------------------------------------------------------------------------------------------------|
| <b>Reference Type</b>    | Supported                                                                                                                                                                                                                                                                                                                                                                                                                                                                                                                                                                                                                                       |
| <b>Category</b>          | XGF Function Library                                                                                                                                                                                                                                                                                                                                                                                                                                                                                                                                                                                                                            |
| <b>IA #</b>              | 3173                                                                                                                                                                                                                                                                                                                                                                                                                                                                                                                                                                                                                                            |
| <b>Description</b>       | <p>This API clears a rectangular region of the screen. It is useful to clear a portion of the screen.</p> <p>The CLEAR function works by printing spaces using the current screen attribute in the specified region. If the screen attribute is changed and then the CLEAR function is used, the rectangular region is cleared in the new attribute.</p> <p>A call to the PREP^XGF(): Screen/Keyboard Setup API <i>must</i> be made at some point prior to calling CLEAR^XGF.</p> <p>Acceptable values for the top and bottom parameters range from 0 to IOSL-1. Acceptable values for the left and right parameters range from 0 to IOM-1.</p> |
| <b>Format</b>            | CLEAR^XGF(top, left, bottom, right)                                                                                                                                                                                                                                                                                                                                                                                                                                                                                                                                                                                                             |
| <b>Input Parameters</b>  | <p>top: (required) Top screen coordinate for box.</p> <p>left: (required) Left screen coordinate for box.</p> <p>bottom: (required) Bottom screen coordinate for box.</p> <p>right: (required) Right screen coordinate for box.</p>                                                                                                                                                                                                                                                                                                                                                                                                             |
| <b>Output Parameters</b> | \$x and \$y: Set to the right and bottom specified as parameters.                                                                                                                                                                                                                                                                                                                                                                                                                                                                                                                                                                               |



**REF:** See also: RESTORE^XGF(): Screen Restore, SAVE^XGF(): Screen Save, and WIN^XGF(): Screen Text Window APIs.

#### Example 1

For example, to clear the entire screen, do the following:

```
>D CLEAR^XGF(0,0,23,79)
```

#### Example 2

To clear a rectangular region in the center of the screen, do the following:

```
>D CLEAR^XGF(5,20,15,60)
```

## 28.2.4 FRAME^XGF(): Screen Frame

|                          |                                                                                                                                                                                                                                                                                                                                                                                                                                                                                                                                                                                |
|--------------------------|--------------------------------------------------------------------------------------------------------------------------------------------------------------------------------------------------------------------------------------------------------------------------------------------------------------------------------------------------------------------------------------------------------------------------------------------------------------------------------------------------------------------------------------------------------------------------------|
| <b>Reference Type</b>    | Supported                                                                                                                                                                                                                                                                                                                                                                                                                                                                                                                                                                      |
| <b>Category</b>          | XGF Function Library                                                                                                                                                                                                                                                                                                                                                                                                                                                                                                                                                           |
| <b>IA #</b>              | 3173                                                                                                                                                                                                                                                                                                                                                                                                                                                                                                                                                                           |
| <b>Description</b>       | <p>This API draws a box frame on the screen. It displays boxes on the screen.</p> <p>The FRAME function does not clear or otherwise change the region that it encompasses. If you need to open an empty framed window you should use the WIN^XGF(): Screen Text Window API instead.</p> <p>A call to the PREP^XGF(): Screen/Keyboard Setup API <i>must</i> be made at some point prior to calling FRAME^XGF.</p> <p>Acceptable values for the top and bottom parameters range from 0 to IOSL-1. Acceptable values for the left and right parameters range from 0 to IOM-1.</p> |
| <b>Format</b>            | FRAME^XGF(top, left, bottom, right)                                                                                                                                                                                                                                                                                                                                                                                                                                                                                                                                            |
| <b>Input Parameters</b>  | <p>top: (required) Top screen coordinate for box.</p> <p>left: (required) Left screen coordinate for box.</p> <p>bottom: (required) Bottom screen coordinate for box.</p> <p>right: (required) Right screen coordinate for box.</p>                                                                                                                                                                                                                                                                                                                                            |
| <b>Output Parameters</b> | \$x and \$y: Set to the right and bottom specified as parameters.                                                                                                                                                                                                                                                                                                                                                                                                                                                                                                              |



**REF:** See also: RESTORE^XGF(): Screen Restore and WIN^XGF(): Screen Text Window APIs.

### Example

For example, to draw a box in the center of the screen, do the following:

```
>D FRAME^XGF(5,20,15,60)
```

## 28.2.5 INITKB^XGF(): Keyboard Setup Only

**Reference Type** Supported

**Category** XGF Function Library

**IA #** 3173

**Description** This API sets up the XGF keyboard environment only. You should call INITKB^XGF once, before you start making calls to the \$\$READ^XGF function. This API turns on escape processing and any terminators that are passed.

Use this API only if you are using XGF's Keyboard Reader independently from XGF's screen functions. Otherwise, a call to the PREP^XGF(): Screen/Keyboard Setup API does everything to set up keyboard processing that INITKB^XGF does, and a separate call to INITKB^XGF is not necessary.

Unlike the PREP^XGF(): Screen/Keyboard Setup API, INITKB^XGF does *not* set the keypad to application mode.

INITKB *does not call* %ZISS. Thus, documented Kernel variables such as IOKPAM and IOKPNM are not available for use without a separate call to the ENS^%ZISS: Set Up Screen-handling Variables API.

**Format** INITKB^XGF([term\_str])

**Input Parameters** term\_str: (optional) String of characters that should terminate the READ.

This parameter can be one of two forms:

- A single asterisk ("\*") character turns on all terminators.
- The string of terminating characters, such as \$C(9,13,127).

If this parameter is not passed, or if it is an empty string, the terminators are not turned on.

**Output** none



**REF:** See also: RESETKB^XGF: Exit XGF Keyboard API.

## 28.2.6 IOXY^XGF(): Screen Cursor Placement

|                       |                                                                                                                                                                                                                                       |
|-----------------------|---------------------------------------------------------------------------------------------------------------------------------------------------------------------------------------------------------------------------------------|
| <b>Reference Type</b> | Supported                                                                                                                                                                                                                             |
| <b>Category</b>       | XGF Function Library                                                                                                                                                                                                                  |
| <b>IA #</b>           | 3173                                                                                                                                                                                                                                  |
| <b>Description</b>    | This API positions the cursor on the screen at a screen coordinate. This API is similar to Kernel's X IOXY function. The row parameter <i>must</i> be between 0 and IOSL-1; the column parameter <i>must</i> be between 0 and IOM- 1. |

A call to the PREP^XGF(): Screen/Keyboard Setup API *must* be made at some point prior to calling IOXY^XGF.

You can specify row and column parameters relative to the current \$x and \$y by specifying "+" or "-" to increment or decrement \$x or \$y by 1. You can increment or decrement by more than one if you add a number as well, such as "-5" or "+10".



**NOTE:** You *must* use quotes to pass a "+" or "-". Otherwise, to specify exact locations for row and column, pass numbers.

**Format** IOXY^XGF(row, col)

**Input Parameters** row: (required) Row position to which the cursor is moved.  
col: (required) Column position to which the cursor is moved.

**Output Parameters** \$x and \$y: Set to the row and column specified as parameters.



**REF:** See also: SAY^XGF(): Screen String and SAYU^XGF(): Screen String with Attributes APIs.

### Example

For example, to position the cursor at row 12, column 39, do the following:

```
>D IOXY^XGF(12,39)
```

## 28.2.7 PREP^XGF(): Screen/Keyboard Setup

|                         |                                                                                                                                                                                                                                                                                                                                                                                                                                                                                                                                                                                                                                                       |
|-------------------------|-------------------------------------------------------------------------------------------------------------------------------------------------------------------------------------------------------------------------------------------------------------------------------------------------------------------------------------------------------------------------------------------------------------------------------------------------------------------------------------------------------------------------------------------------------------------------------------------------------------------------------------------------------|
| <b>Reference Type</b>   | Supported                                                                                                                                                                                                                                                                                                                                                                                                                                                                                                                                                                                                                                             |
| <b>Category</b>         | XGF Function Library                                                                                                                                                                                                                                                                                                                                                                                                                                                                                                                                                                                                                                  |
| <b>IA #</b>             | 3173                                                                                                                                                                                                                                                                                                                                                                                                                                                                                                                                                                                                                                                  |
| <b>Description</b>      | <p>This API sets up the XGF screen and keyboard environments.</p> <p>Before using any XGF screen functions, you <i>must</i> call the PREP^XGF API. PREP^XGF sets up screen control variables and tables. It also turns off all video attributes, turns echo off, turns the cursor off, sets the keypad to application mode, and clears the screen.</p> <p>In addition, PREP^XGF does everything that the INITKB^XGF(): Keyboard Setup Only API does to set up the XGF keyboard environment, including turning escape processing and terminators on. If you call PREP^XGF, a call to the INITKB^XGF(): Keyboard Setup Only API would be redundant.</p> |
| <b>Format</b>           | PREP^XGF( xgcuratr )                                                                                                                                                                                                                                                                                                                                                                                                                                                                                                                                                                                                                                  |
| <b>Input Parameters</b> | none                                                                                                                                                                                                                                                                                                                                                                                                                                                                                                                                                                                                                                                  |
| <b>Output Parameter</b> | <p>xgcuratr: One-character parameter containing the state of the current video attribute.</p> <p>Also, the GSET^%ZISS: Set Up Graphic Variables API is called, so all output variables for screen graphics from GSET^%ZISS are defined.</p>                                                                                                                                                                                                                                                                                                                                                                                                           |



**REF:** See also: CLEAN^XGF: Screen/Keyboard Exit and Cleanup API.

## 28.2.8 \$\$READ^XGF(): Read Using Escape Processing

|                       |                      |
|-----------------------|----------------------|
| <b>Reference Type</b> | Supported            |
| <b>Category</b>       | XGF Function Library |
| <b>IA #</b>           | 3173                 |

**Description** This extrinsic function provides a way to perform READs using escape processing. READs, when escape processing is turned on, are terminated by: <UP-ARROW> ("↑"), <DOWN-ARROW> ("↓"), <PREV> ("←"), <NEXT> ("→"), <TAB>, and other special keystrokes.

\$\$READ^XGF is a low-level reader compared to the VA FileMan reader. In some respects it is as simple as using the M READ command. This READ function incorporates escape processing, which puts the burden on the operating system to READ the arrow, function, and all other keys.

A call to INITKB^XGF or PREP^XGF *must* be made at some point prior to calling \$\$READ^XGF.

If the number of characters you request with the first parameter is not entered, the READ does not terminate until some terminating character is pressed (or the timeout period is reached).


If you do not pass the timeout parameter, DTIME is used for the timeout period. If the READ times out, caret ("^") is returned and DTOUT is left defined.

The list of mnemonics for keys that can terminate READs is:

**Table 30. XGF Function Library: Mnemonics for keys that terminate READs**

| Key Type | Mnemonic                                                                                                       |
|----------|----------------------------------------------------------------------------------------------------------------|
| Control  | ^A, ^B, ^C, ^D, ^E, ^F, ^G, ^H, ^J, ^K, ^L, ^N, ^O, ^P, ^Q, ^R, ^S, ^T, ^U, ^V, ^W, ^X, ^Y, ^Z, ^\, ^], ^6, ^_ |
| Cursor   | UP, DOWN, RIGHT, LEFT, PREV, NEXT                                                                              |
| Editing  | FIND, INSERT, REMOVE, SELECT                                                                                   |
| Function | F6 to F14, HELP, DO, F17 to F20                                                                                |
| Keyboard | TAB, CR                                                                                                        |
| Keypad   | KP0 to KP9, KP-, KP+, KP., KPENTER                                                                             |
| PF       | PF1, PF2, PF3, PF4                                                                                             |

**Format** \$\$READ^XGF([no\_of\_char][, timeout])

|                          |             |                                                                                                                                                                               |
|--------------------------|-------------|-------------------------------------------------------------------------------------------------------------------------------------------------------------------------------|
| <b>Input Parameters</b>  | no_of_char: | (optional) Maximum number of characters to READ.                                                                                                                              |
|                          | timeout:    | (optional) Maximum duration of READ, in seconds.                                                                                                                              |
| <b>Output Parameters</b> | returns:    | Returns the string READ from the user.                                                                                                                                        |
|                          | XGRT:       | Set to the mnemonic of the key that terminated the READ.                                                                                                                      |
|                          |             |  <b>REF:</b> For a list of possible values, see the list below or the table in routine XGKB. |
|                          | DTOUT:      | If defined, signifies that the READ timed out.                                                                                                                                |

**Example 1**

To READ a name (with a maximum length of 30) from input and display that name on the screen, do the following:

**Figure 110. SAY^XGF: Example to READ a name**

```
D INITKB^XGF ("*")
W "Name: " S NM=$$READ^XGF(30)
D SAY^XGF(10,20,"Hello " _NM)
```

**Example 2**

To accept only <Up-Arrow> ("↑") or <Down-Arrow> ("↓") keys to exit a routine, do the following:

**Figure 111. \$\$READ^XGF: Example to accept only Up-Arrow ("↑") and Down-Arrow ("↓") keys**

```
;Only accept UP or DOWN arrow keys
F S %=$$READ^XGF(1) Q:XGRT="UP"!(XGRT="DOWN")
```



**NOTE:** When you set up the XGF keyboard environment using INITKB^XGF rather than PREP^XGF, the keypad is not automatically set to application mode. For READs to be terminated by the keypad keys (<KP0> to <KP9>, <KPENTER>, <KP+>, <KP->, and <KP.>), the keypad *must* be in application mode. You can put the keypad in application mode by using an M WRITE statement (W IOKPAM to set application mode, IOKPNM to set numeric mode). Take care to preserve the value of \$X when using a direct M WRITE, so that relative positioning in XGF cursor/text output calls is not thrown off:

```
>S X=$X W IOKPAM S $X=X
```



## 28.2.9 RESETKB^XGF: Exit XGF Keyboard

|                         |                                                                                                                                                                                                                                                                                                                                                                                                                                                                                                                                                                                                                                                                                                                                                                                                                               |
|-------------------------|-------------------------------------------------------------------------------------------------------------------------------------------------------------------------------------------------------------------------------------------------------------------------------------------------------------------------------------------------------------------------------------------------------------------------------------------------------------------------------------------------------------------------------------------------------------------------------------------------------------------------------------------------------------------------------------------------------------------------------------------------------------------------------------------------------------------------------|
| <b>Reference Type</b>   | Supported                                                                                                                                                                                                                                                                                                                                                                                                                                                                                                                                                                                                                                                                                                                                                                                                                     |
| <b>Category</b>         | XGF Function Library                                                                                                                                                                                                                                                                                                                                                                                                                                                                                                                                                                                                                                                                                                                                                                                                          |
| <b>IA #</b>             | 3173                                                                                                                                                                                                                                                                                                                                                                                                                                                                                                                                                                                                                                                                                                                                                                                                                          |
| <b>Description</b>      | <p>This API exits the XGF keyboard environment. You should use the RESETKB^XGF call once you finish making calls to the \$\$READ^XGF(): Read Using Escape Processing function. The RESETKB^XGF API turns terminators and escape processing off and removes any XGF keyboard environment variables. Subsequent READs are processed normally.</p> <p>Use this API only if you are using XGF's Keyboard Reader independently from XGF's screen functions. Otherwise, a call to the CLEAN^XGF: Screen/Keyboard Exit and Cleanup API does everything to clean up keyboard processing that the RESETKB^XGF API does, and a separate call to the RESETKB^XGF API is <i>not</i> necessary.</p> <p>Unlike the CLEAN^XGF: Screen/Keyboard Exit and Cleanup API, the RESETKB^XGF API <i>does not set</i> the keypad to numeric mode.</p> |
| <b>Format</b>           | RESETKB^XGF                                                                                                                                                                                                                                                                                                                                                                                                                                                                                                                                                                                                                                                                                                                                                                                                                   |
| <b>Input Parameters</b> | none                                                                                                                                                                                                                                                                                                                                                                                                                                                                                                                                                                                                                                                                                                                                                                                                                          |
| <b>Output</b>           | none                                                                                                                                                                                                                                                                                                                                                                                                                                                                                                                                                                                                                                                                                                                                                                                                                          |



**REF:** See also: INITKB^XGF(): Keyboard Setup Only API.

## 28.2.10 RESTORE^XGF(): Screen Restore

|                          |                                                                                                                                                                                                                                                                                                                                                                                                                                                                                                                                                                                                                                                                                                            |
|--------------------------|------------------------------------------------------------------------------------------------------------------------------------------------------------------------------------------------------------------------------------------------------------------------------------------------------------------------------------------------------------------------------------------------------------------------------------------------------------------------------------------------------------------------------------------------------------------------------------------------------------------------------------------------------------------------------------------------------------|
| <b>Reference Type</b>    | Supported                                                                                                                                                                                                                                                                                                                                                                                                                                                                                                                                                                                                                                                                                                  |
| <b>Category</b>          | XGF Function Library                                                                                                                                                                                                                                                                                                                                                                                                                                                                                                                                                                                                                                                                                       |
| <b>IA #</b>              | 3173                                                                                                                                                                                                                                                                                                                                                                                                                                                                                                                                                                                                                                                                                                       |
| <b>Description</b>       | <p>This API restores a previously saved screen region. You can save screen regions using the WIN^XGF(): Screen Text Window and SAVE^XGF(): Screen Save APIs. RESTORE^XGF restores the saved screen region in the same screen position as the screen region was saved from.</p> <p>A call to the PREP^XGF(): Screen/Keyboard Setup API <i>must</i> be made at some point prior to calling RESTORE^XGF.</p> <p>Specify the array node under which to save the overlaid screen region in closed root and fully resolved form (i.e., closed right parenthesis and with variable references such as \$J fully resolved). Using M \$NAME function is a quick way to pass fully resolved node specifications.</p> |
| <b>Format</b>            | RESTORE^XGF( save_root )                                                                                                                                                                                                                                                                                                                                                                                                                                                                                                                                                                                                                                                                                   |
| <b>Input Parameters</b>  | save_root: (required) Global/local array node, closed root form.                                                                                                                                                                                                                                                                                                                                                                                                                                                                                                                                                                                                                                           |
| <b>Output Parameters</b> | \$x and \$y: Set to the bottom right coordinate of the restored window.                                                                                                                                                                                                                                                                                                                                                                                                                                                                                                                                                                                                                                    |



**REF:** See also: CLEAR^XGF(): Screen Clear Region, SAVE^XGF(): Screen Save, and WIN^XGF(): Screen Text Window APIs.

### Example

To restore the screen contents saved to the local array SELECT to their original position, do the following:

```
>D RESTORE^XGF("SELECT")
```

## 28.2.11 SAVE^XGF(): Screen Save

|                         |                                                                                                                                                                                                                                                                                                                                                                                                                                                                                                                                                                                                                                                                                                       |
|-------------------------|-------------------------------------------------------------------------------------------------------------------------------------------------------------------------------------------------------------------------------------------------------------------------------------------------------------------------------------------------------------------------------------------------------------------------------------------------------------------------------------------------------------------------------------------------------------------------------------------------------------------------------------------------------------------------------------------------------|
| <b>Reference Type</b>   | Supported                                                                                                                                                                                                                                                                                                                                                                                                                                                                                                                                                                                                                                                                                             |
| <b>Category</b>         | XGF Function Library                                                                                                                                                                                                                                                                                                                                                                                                                                                                                                                                                                                                                                                                                  |
| <b>IA #</b>             | 3173                                                                                                                                                                                                                                                                                                                                                                                                                                                                                                                                                                                                                                                                                                  |
| <b>Description</b>      | <p>This API saves a screen region. In order to save and restore screen regions, you <i>must</i> do all screen output using calls in the XGF Function Library output. If you instead use the M WRITE command for output, the screen contents cannot be saved and restored. Also, a call to the PREP^XGF(): Screen/Keyboard Setup API <i>must</i> be made at some point prior to calling SAVE^XGF.</p> <p>Specify the array node under which to save the overlaid screen region in closed root and fully resolved form (i.e., closed right parenthesis and with variable references such as \$J fully resolved). Using M \$NAME function is a quick way to pass fully resolved node specifications.</p> |
| <b>Format</b>           | SAVE^XGF(top,left,bottom,right,save_root)                                                                                                                                                                                                                                                                                                                                                                                                                                                                                                                                                                                                                                                             |
| <b>Input Parameters</b> | <p>top: (required) Top screen coordinate for box.</p> <p>left: (required) Left screen coordinate for box.</p> <p>bottom: (required) Bottom screen coordinate for box.</p> <p>right: (required) Right screen coordinate for box.</p> <p>save_root: (required) Global/local array node, closed root form.</p>                                                                                                                                                                                                                                                                                                                                                                                           |
| <b>Output Parameter</b> | \$x and \$y: Left unchanged.                                                                                                                                                                                                                                                                                                                                                                                                                                                                                                                                                                                                                                                                          |



**REF:** See also: CLEAR^XGF(): Screen Clear Region, RESTORE^XGF(): Screen Restore, and WIN^XGF(): Screen Text Window APIs.

### Example

For example, to save the screen contents between rows 5 and 15 and columns 20 and 60 in the SELECT local array, do the following:

```
>D SAVE^XGF(5,20,15,60,"SELECT")
```

## 28.2.12 SAY^XGF(): Screen String

|                       |                                                                                            |
|-----------------------|--------------------------------------------------------------------------------------------|
| <b>Reference Type</b> | Supported                                                                                  |
| <b>Category</b>       | XGF Function Library                                                                       |
| <b>IA #</b>           | 3173                                                                                       |
| <b>Description</b>    | This API outputs a string to the screen (with optional positioning and attribute control). |

Use this API rather than the M WRITE command to output strings to the screen. The row and column parameters specify where to print the string. If omitted, the current row and column positions are used. If specified, the row *must* be between 0 and IOSL-1, and the column *must* be between 0 and IOM-1.

A call to the PREP^XGF(): Screen/Keyboard Setup API *must* be made at some point prior to calling SAY^XGF.

You can specify row and column parameters relative to the current \$x and \$y by specifying "+" or "-" to increment or decrement \$x or \$y by 1. You can increment or decrement by more than 1 if you add a number as well (e.g., "-5" or "+10").



**NOTE:** You *must* use quotes to pass a "+" or "-". Otherwise, to specify exact locations for row and column, pass numbers.

Without the fourth argument for video attribute, SAY^XGF displays the string using the current video attribute. With the fourth argument, SAY^XGF displays the string using the attributes you specify. SAY^XGF changes the video attribute only for the output of the string; upon termination of the function, it restores video attributes to their state prior to the function call.



**REF:** For a discussion of valid video attribute codes for the video attribute parameter, see the SETA^XGF(): Screen Video Attributes API.

**Format** SAY^XGF([row][,col],[str],[atr])

|                         |      |                                                        |
|-------------------------|------|--------------------------------------------------------|
| <b>Input Parameters</b> | row: | (optional) Row position to start WRITE.                |
|                         | col: | (optional) Column position to start WRITE.             |
|                         | str: | (required) String to WRITE.                            |
|                         | atr: | (optional) Video attribute with which to WRITE string. |



**REF:** For description of atr codes, see the \$\$READ^XGF(): Read Using Escape Processing API.

**Output Parameters** \$x and \$y: Set to position of the last character output.



**REF:** See also: IOXY^XGF(): Screen Cursor Placement and SAYU^XGF(): Screen String with Attributes APIs.

### Example 1

For example, to print "Hello, World" in the center of the screen, in the current video attribute, do the following:

```
>D SAY^XGF(11,35,"Hello World")
```

### Example 2

To print "ERROR!" at (row,col) position (\$X+1,\$Y+5), in reverse and bold video attributes, do the following:



```
>D SAY^XGF("+",""+5",0,"ERROR!","R1B1")
```


### Example 3

To print "..." at the current cursor position, in the current video attribute, do the following:

```
>D SAY^XGF(,,"...")
```

## 28.2.13 SAYU^XGF(): Screen String with Attributes

|                          |                                                                                                                                                                                                                                                                                                                                                                                                                                                                                                                                                                                                                                                                                                                                                                                                                                                                                                                                                                                                                                                                                                                                                                                                                                                                                                                                                                                                                                         |
|--------------------------|-----------------------------------------------------------------------------------------------------------------------------------------------------------------------------------------------------------------------------------------------------------------------------------------------------------------------------------------------------------------------------------------------------------------------------------------------------------------------------------------------------------------------------------------------------------------------------------------------------------------------------------------------------------------------------------------------------------------------------------------------------------------------------------------------------------------------------------------------------------------------------------------------------------------------------------------------------------------------------------------------------------------------------------------------------------------------------------------------------------------------------------------------------------------------------------------------------------------------------------------------------------------------------------------------------------------------------------------------------------------------------------------------------------------------------------------|
| <b>Reference Type</b>    | Supported                                                                                                                                                                                                                                                                                                                                                                                                                                                                                                                                                                                                                                                                                                                                                                                                                                                                                                                                                                                                                                                                                                                                                                                                                                                                                                                                                                                                                               |
| <b>Category</b>          | XGF Function Library                                                                                                                                                                                                                                                                                                                                                                                                                                                                                                                                                                                                                                                                                                                                                                                                                                                                                                                                                                                                                                                                                                                                                                                                                                                                                                                                                                                                                    |
| <b>IA #</b>              | 3173                                                                                                                                                                                                                                                                                                                                                                                                                                                                                                                                                                                                                                                                                                                                                                                                                                                                                                                                                                                                                                                                                                                                                                                                                                                                                                                                                                                                                                    |
| <b>Description</b>       | <p>This API outputs a string to the screen (with optional position and attribute control), including the ability to underline an individual character.</p> <p>This API is similar to SAY^XGF. The difference is that the first ampersand ("&amp;") character has a special meaning in the output string; it acts as a flag to indicate that the next character should be underlined. You are only allowed one underlined character per call. Typically you would use SAYU^XGF when writing a menu option's text, in order to underline that option's speed key.</p> <p>A call to the PREP^XGF(): Screen/Keyboard Setup API <i>must</i> be made at some point prior to calling SAYU^XGF.</p> <p>You can specify row and column parameters relative to the current \$x and \$y by specifying "+" or "-" to increment or decrement \$x or \$y by 1. You can increment or decrement by more than 1 if you add a number as well (e.g., "-5" or "+10").</p> <p> <b>NOTE:</b> You <i>must</i> use quotes to pass a "+" or "-". Otherwise, to specify exact locations for row and column, pass numbers.</p> <p>If the first ampersand is followed by another ampersand, this initial "&amp;&amp;" is interpreted and displayed as one ampersand character, "&amp;", and you still have the opportunity to use a single ampersand as an underlining flag.</p> |
| <b>Format</b>            | SAYU^XGF([row][,col],str[,atr])                                                                                                                                                                                                                                                                                                                                                                                                                                                                                                                                                                                                                                                                                                                                                                                                                                                                                                                                                                                                                                                                                                                                                                                                                                                                                                                                                                                                         |
| <b>Input Parameters</b>  | <p>row: (optional) Row position to start WRITE.</p> <p>col: (optional) Column position to start WRITE.</p> <p>str: (required) String to WRITE ("&amp;" underlines next character).</p> <p>atr: (optional) Video attribute with which to WRITE a string.</p> <p> <b>REF:</b> For a description of atr codes, see the \$\$READ^XGF(): Read Using Escape Processing API.</p>                                                                                                                                                                                                                                                                                                                                                                                                                                                                                                                                                                                                                                                                                                                                                                                                                                                                                                                                                                            |
| <b>Output Parameters</b> | \$x,\$y: Set to the position of the last character output.                                                                                                                                                                                                                                                                                                                                                                                                                                                                                                                                                                                                                                                                                                                                                                                                                                                                                                                                                                                                                                                                                                                                                                                                                                                                                                                                                                              |

 **REF:** See also: IOXY^XGF(): Screen Cursor Placement and SAY^XGF(): Screen String APIs.

**Example**

For example, to print Save at row 5, column 10, do the following:

```
>D SAYU^XGF(5,10,"&Save")
```

**28.2.14 SETA^XGF(): Screen Video Attributes**

|                          |                                                                                                                                                                                                                                                                                                                                                                                                                                                                                                                                                                                                                                                                                                                                                                                                                                                                                                                                                                                                                                                                                                                                                                                                        |
|--------------------------|--------------------------------------------------------------------------------------------------------------------------------------------------------------------------------------------------------------------------------------------------------------------------------------------------------------------------------------------------------------------------------------------------------------------------------------------------------------------------------------------------------------------------------------------------------------------------------------------------------------------------------------------------------------------------------------------------------------------------------------------------------------------------------------------------------------------------------------------------------------------------------------------------------------------------------------------------------------------------------------------------------------------------------------------------------------------------------------------------------------------------------------------------------------------------------------------------------|
| <b>Reference Type</b>    | Supported                                                                                                                                                                                                                                                                                                                                                                                                                                                                                                                                                                                                                                                                                                                                                                                                                                                                                                                                                                                                                                                                                                                                                                                              |
| <b>Category</b>          | XGF Function Library                                                                                                                                                                                                                                                                                                                                                                                                                                                                                                                                                                                                                                                                                                                                                                                                                                                                                                                                                                                                                                                                                                                                                                                   |
| <b>IA #</b>              | 3173                                                                                                                                                                                                                                                                                                                                                                                                                                                                                                                                                                                                                                                                                                                                                                                                                                                                                                                                                                                                                                                                                                                                                                                                   |
| <b>Description</b>       | <p>This API sets all video attribute simultaneously, for subsequent screen output. This API is different from the \$\$READ^XGF(): Read Using Escape Processing API in that it takes a different form of the attribute argument, and, unlike the CHGA^XGF(): Screen Change Attributes API, it sets all attributes. The change in attribute remains in effect until you make another CHGA^XGF(): Screen Change Attributes, CLEAN^XGF: Screen/Keyboard Exit and Cleanup, or SETA^XGF API call. If you want only a temporary change in attribute, the SAY^XGF(): Screen String API might be a better function to use.</p> <p>A call to the PREP^XGF(): Screen/Keyboard Setup API <i>must</i> be made at some point prior to calling the SETA^XGF API.</p> <p>The value of the attribute parameter uses one bit for the value of each video attribute. The format of the bits is not documented. The current setting of all video attributes is accessible via the xgcuratr parameter, however. Rather than trying to use the SETA^XGF API to control an individual video attribute's setting, you should use it mainly to restore the screen attributes based on a previously saved value of xgcuratr.</p> |
| <b>Format</b>            | SETA^XGF( atr_code )                                                                                                                                                                                                                                                                                                                                                                                                                                                                                                                                                                                                                                                                                                                                                                                                                                                                                                                                                                                                                                                                                                                                                                                   |
| <b>Input Parameters</b>  | <p>atr_code: (required) Single character containing the states of all video attributes as the bit values. This argument itself should be derived from a previous call to the PREP^XGF(): Screen/Keyboard Setup, CHGA^XGF(): Screen Change Attributes, or SETA^XGF APIs.</p>                                                                                                                                                                                                                                                                                                                                                                                                                                                                                                                                                                                                                                                                                                                                                                                                                                                                                                                            |
| <b>Output Parameters</b> | <p>xgcuratr: This variable always holds the current screen attribute coded as a single character, and is updated when you call SETA^XGF.</p> <p>\$x and \$y: Left unchanged.</p>                                                                                                                                                                                                                                                                                                                                                                                                                                                                                                                                                                                                                                                                                                                                                                                                                                                                                                                                                                                                                       |



**REF:** See also: `$$READ^XGF()`: Read Using Escape Processing API.

### Example

To save the initial screen attribute settings to variable `SAVEATR`, do a function called `SOME^THING`, and then reset all the video attributes to their initial state, do the following:

```
>D PREP^XGF S SAVEATR=XGCURATR
>D SOME^THING
>D SETA^XGF(SAVEATR)
```

## 28.2.15 WIN^XGF(): Screen Text Window

|                         |                                                                                                                                                                                                                                                                                                                                                                                                                                                                                                                                                                                                                                                                                                                                                                                                                                                                                                                                                                                                                                                                                                    |
|-------------------------|----------------------------------------------------------------------------------------------------------------------------------------------------------------------------------------------------------------------------------------------------------------------------------------------------------------------------------------------------------------------------------------------------------------------------------------------------------------------------------------------------------------------------------------------------------------------------------------------------------------------------------------------------------------------------------------------------------------------------------------------------------------------------------------------------------------------------------------------------------------------------------------------------------------------------------------------------------------------------------------------------------------------------------------------------------------------------------------------------|
| <b>Reference Type</b>   | Supported                                                                                                                                                                                                                                                                                                                                                                                                                                                                                                                                                                                                                                                                                                                                                                                                                                                                                                                                                                                                                                                                                          |
| <b>Category</b>         | XGF Function Library                                                                                                                                                                                                                                                                                                                                                                                                                                                                                                                                                                                                                                                                                                                                                                                                                                                                                                                                                                                                                                                                               |
| <b>IA #</b>             | 3173                                                                                                                                                                                                                                                                                                                                                                                                                                                                                                                                                                                                                                                                                                                                                                                                                                                                                                                                                                                                                                                                                               |
| <b>Description</b>      | <p>This API opens a text window on the screen and optionally remember what it overlays. If the <code>save_root</code> parameter is not passed, you cannot restore the screen behind the window.</p> <p>In order to save the screen region that the window overlays it is absolutely necessary that screen output is done using only the functions in the XGF Function library. If you use the <code>M WRITE</code> command for output, the screen contents cannot be saved.</p> <p>A call to the <code>PREP^XGF(): Screen/Keyboard Setup API</code> <i>must</i> be made at some point prior to calling <code>WIN^XGF</code>.</p> <p>Specify the array node under which to save the overlaid screen region in closed root and fully resolved form (i.e., closed right parenthesis and with variable references such as <code>\$J</code> fully resolved). Using the <code>M \$NAME</code> function is a quick way to pass fully resolved node specifications.</p> <p>To restore screens you save with the <code>WIN^XGF</code> function, use the <code>RESTORE^XGF(): Screen Restore API</code>.</p> |
| <b>Format</b>           | <code>WIN^XGF(top, left, bottom, right[, save_root])</code>                                                                                                                                                                                                                                                                                                                                                                                                                                                                                                                                                                                                                                                                                                                                                                                                                                                                                                                                                                                                                                        |
| <b>Input Parameters</b> | <p><code>top:</code> (required) Top screen coordinate for box.</p> <p><code>left:</code> (required) Left screen coordinate for box.</p> <p><code>bottom:</code> (required) Bottom screen coordinate for box.</p>                                                                                                                                                                                                                                                                                                                                                                                                                                                                                                                                                                                                                                                                                                                                                                                                                                                                                   |



right: (required) Right screen coordinate for box.  
 save\_root: (optional) Global/local array node, closed root form.

**Output Parameters** save\_root: If you specify a node as a fifth parameter for save\_root, WIN^XGF saves the screen region you overlay in an array at that node.  
 \$x and \$y: Set to the right and bottom coordinates you specify as parameters.



**REF:** See also: CLEAR^XGF(): Screen Clear Region, FRAME^XGF(): Screen Frame, RESTORE^XGF(): Screen Restore, and SAVE^XGF(): Screen Save APIs.

### Example 1

To draw an empty box in the center of the screen (and save the underlying screen region under array SELECT), do the following:

```
>D WIN^XGF(5,20,15,60,"SELECT")
```

### Example 2

To save the same window to a global array (to illustrate the use of \$NAME to specify a fully resolved root), do the following:

```
>D WIN^XGF(5,20,15,60,$NA(^TMP($J)))
```



## 29 XLF Function Library: Developer Tools

### 29.1 Application Program Interface (API)

Several APIs are available for developers to work with the XLF Function Library. These APIs are described below.

The XLF Function Library provides the following functions:

- Date
- Hyperbolic Trigonometric
- Mathematical
- Measurement
- String Computations
- Utilities

### 29.2 CRC Functions—XLFCRC

These functions are provided to help process strings.

#### 29.2.1 $\$CRC16^{XLFCRC}()$ : Cyclic Redundancy Code 16

|                         |                                                                                                                                                                                                                                                                                                                                                                                                                                                                                                 |
|-------------------------|-------------------------------------------------------------------------------------------------------------------------------------------------------------------------------------------------------------------------------------------------------------------------------------------------------------------------------------------------------------------------------------------------------------------------------------------------------------------------------------------------|
| <b>Reference Type</b>   | Supported                                                                                                                                                                                                                                                                                                                                                                                                                                                                                       |
| <b>Category</b>         | CRC Functions                                                                                                                                                                                                                                                                                                                                                                                                                                                                                   |
| <b>IA #</b>             | 3156                                                                                                                                                                                                                                                                                                                                                                                                                                                                                            |
| <b>Description</b>      | This extrinsic function computes a Cyclic Redundancy Code (CRC) of the 8-bit character string, using $X^{16} + X^{15} + X^2 + 1$ as the polynomial. The optional parameter "seed" may supply an initial value, which allows for running CRC calculations on multiple strings. If the parameter "seed" is <i>not</i> specified, a default value of zero (0) is assumed. The value of "seed" is limited to $0 \leq \text{seed} \leq 2^{16}$ . The function value will be between 0 and $2^{16}$ . |
| <b>Format</b>           | $\$CRC16^{XLFCRC}(\text{string}[, \text{seed}])$                                                                                                                                                                                                                                                                                                                                                                                                                                                |
| <b>Input Parameters</b> | string: (required) String upon which to compute the CRC16.<br>seed: (optional) Seed value. Needed to compute the CRC16 over multiple strings.                                                                                                                                                                                                                                                                                                                                                   |
| <b>Output</b>           | returns: Returns the Cyclic Redundancy Code (CRC) 16 value.                                                                                                                                                                                                                                                                                                                                                                                                                                     |

**Example**

```
SET CRC=$$CRC16^XLFCRC(string)
```

A checksum can also be calculated over multiple strings.

```
SET (I,C)=0
FOR SET I=$ORDER(X(I)) QUIT:'I DO
. SET C=$$CRC16^XLFCRC(X(I),C)
```

Or

```
SET I=0,C=4294967295
FOR SET I=$ORDER(X(I)) QUIT:'I DO
. SET C=$$CRC16^XLFCRC(X(I),C)
```

As long as the save method is used all the time.

**Example 2**

```
CRC162 ;Test call CRC16^XLFCRC multiple times
S TEXT="Now is the time for all good children",TEXT2="to come to the aid of their
country."
S CRC=0,CRC=$$CRC16^XLFCRC(TEXT,CRC)
If 23166=$$CRC16^XLFCRC(TEXT2,CRC) WRITE !,"CRC16 OK"
Q
```



**NOTE:** These have been approved for inclusion in a future ANSI M language standard as part of the library.

## 29.2.2 \$\$CRC32^XLFCRC(): Cyclic Redundancy Code 32

|                         |                                                                                                                                                                                                                                                                                                                                                                                                                                                                                                                                                                                                       |
|-------------------------|-------------------------------------------------------------------------------------------------------------------------------------------------------------------------------------------------------------------------------------------------------------------------------------------------------------------------------------------------------------------------------------------------------------------------------------------------------------------------------------------------------------------------------------------------------------------------------------------------------|
| <b>Reference Type</b>   | Supported                                                                                                                                                                                                                                                                                                                                                                                                                                                                                                                                                                                             |
| <b>Category</b>         | CRC Functions                                                                                                                                                                                                                                                                                                                                                                                                                                                                                                                                                                                         |
| <b>IA #</b>             | 3156                                                                                                                                                                                                                                                                                                                                                                                                                                                                                                                                                                                                  |
| <b>Description</b>      | This extrinsic function computes a Cyclic Redundancy Code (CRC) of the 8-bit character string, using $X^{32} + X^{26} + X^{23} + X^{22} + X^{16} + X^{12} + X^{11} + X^{10} + X^8 + X^7 + X^5 + X^4 + X^2 + X + 1$ as the polynomial. The optional parameter "seed" may supply an initial value, which allows for running CRC calculations on multiple strings. If the parameter "seed" is <i>not</i> specified, a default value of 4,294,967,295 ( $2^{32}-1$ ) is assumed. The value of "seed" is limited to $0 \leq \text{seed} \leq 2^{32}$ . The function value will be between 0 and $2^{32}$ . |
| <b>Format</b>           | <code>\$\$CRC32^XLFCRC(string[,seed])</code>                                                                                                                                                                                                                                                                                                                                                                                                                                                                                                                                                          |
| <b>Input Parameters</b> | <p>string: (required) String upon which to compute the CRC32.</p> <p>seed: (optional) Seed value. Needed to compute the CRC32 over multiple strings.</p>                                                                                                                                                                                                                                                                                                                                                                                                                                              |
| <b>Output</b>           | returns: Returns the Cyclic Redundancy Code (CRC) 32 value.                                                                                                                                                                                                                                                                                                                                                                                                                                                                                                                                           |

### Example 1

```
SET CRC=$$CRC32^XLFCRC(string)
```

A checksum can also be calculated over multiple strings.

```
SET (I,C)=0
FOR SET I=$ORDER(X(I)) QUIT:'I DO
. SET C=$$CRC32^XLFCRC(X(I),C)
```

Or

```
SET I=0,C=4294967295
FOR SET I=$ORDER(X(I)) QUIT:'I DO
. SET C=$$CRC32^XLFCRC(X(I),C)
```

As long as the save method is used all the time.

## Example 2

```
CRC322 ;Test call CRC32^XLFCRC multiple times
S TEXT="Now is the time for all good children",TEXT2="to come to the aid of their
country."
S CRC=0,CRC=$$CRC32^XLFCRC(TEXT,CRC)
If 715820230=$$CRC32^XLFCRC(TEXT2,CRC) WRITE !,"CRC32 OK"
Q
```



**NOTE:** These have been approved for inclusion in a future ANSI M language standard as part of the library.

## 29.3 Date Functions—XLFDT

### 29.3.1 \$\$%H^XLFDT(): Convert Seconds to \$H

|                         |                                                                                                                                                                                                      |
|-------------------------|------------------------------------------------------------------------------------------------------------------------------------------------------------------------------------------------------|
| <b>Reference Type</b>   | Supported                                                                                                                                                                                            |
| <b>Category</b>         | Date Functions                                                                                                                                                                                       |
| <b>IA #</b>             | 10103                                                                                                                                                                                                |
| <b>Description</b>      | This extrinsic function converts the number of seconds input to a \$H formatted date. It converts the output of the \$\$SEC^XLFDT(): Convert \$H/VA FileMan date to Seconds API back to a \$H value. |
| <b>Format</b>           | \$\$%H^XLFD( <i>seconds</i> )                                                                                                                                                                        |
| <b>Input Parameters</b> | seconds: (required) Input seconds.                                                                                                                                                                   |
| <b>Output</b>           | returns: Returns seconds in \$H date format.                                                                                                                                                         |

#### Example

```
>S X=$$%H^XLFDT(5108536020)
>W X
59126,49620
```

### 29.3.2 \$\$DOW^XLFDT(): Day of Week

|                         |                                                                                                            |
|-------------------------|------------------------------------------------------------------------------------------------------------|
| <b>Reference Type</b>   | Supported                                                                                                  |
| <b>Category</b>         | Date Functions                                                                                             |
| <b>IA #</b>             | 10103                                                                                                      |
| <b>Description</b>      | This extrinsic function returns the corresponding day of the week from a date in VA FileMan format.        |
| <b>Format</b>           | \$\$DOW^XLFD( <i>x</i> [, <i>y</i> ])                                                                      |
| <b>Input Parameters</b> | <p><i>x</i>: (required) VA FileMan date.</p> <p><i>y</i>: (optional) 1 to return a day-of-week number.</p> |
| <b>Output</b>           | returns: Returns the day of the week.                                                                      |

#### Example 1

```
>S X=$$DOW^XLFDT(2901231.111523)
>W X
Monday
```

#### Example 2

```
>S X=$$DOW^XLFDT(2901231.111523,1)
>W X
1
```

### 29.3.3 \$\$DT^XLFDT: Current Date (VA FileMan Date Format)

|                         |                                                                        |
|-------------------------|------------------------------------------------------------------------|
| <b>Reference Type</b>   | Supported                                                              |
| <b>Category</b>         | Date Functions                                                         |
| <b>IA #</b>             | 10103                                                                  |
| <b>Description</b>      | This extrinsic function returns the current date in VA FileMan format. |
| <b>Format</b>           | \$\$DT^XLFDT                                                           |
| <b>Input Parameters</b> | none                                                                   |
| <b>Output</b>           | returns: Returns the current date in VA FileMan format.                |

### Example

```
>S X=$$DT^XLFDT

>W X
3040126
```

## 29.3.4 \$\$FMADD^XLFDT(): VA FileMan Date Add

|                         |                                                                                                                                                                                                                                                                                |    |                                         |    |                  |    |                   |    |                     |    |                     |
|-------------------------|--------------------------------------------------------------------------------------------------------------------------------------------------------------------------------------------------------------------------------------------------------------------------------|----|-----------------------------------------|----|------------------|----|-------------------|----|---------------------|----|---------------------|
| <b>Reference Type</b>   | Supported                                                                                                                                                                                                                                                                      |    |                                         |    |                  |    |                   |    |                     |    |                     |
| <b>Category</b>         | Date Functions                                                                                                                                                                                                                                                                 |    |                                         |    |                  |    |                   |    |                     |    |                     |
| <b>IA #</b>             | 10103                                                                                                                                                                                                                                                                          |    |                                         |    |                  |    |                   |    |                     |    |                     |
| <b>Description</b>      | This extrinsic function returns the result of adding days, hours, minutes, and seconds to a date in VA FileMan format.                                                                                                                                                         |    |                                         |    |                  |    |                   |    |                     |    |                     |
| <b>Format</b>           | <code>\$\$FMADD^XLFDT(x,d,h,m,s)</code>                                                                                                                                                                                                                                        |    |                                         |    |                  |    |                   |    |                     |    |                     |
| <b>Input Parameters</b> | <table><tr><td>x:</td><td>(required) VA FileMan date (in quotes).</td></tr><tr><td>d:</td><td>(required) Days.</td></tr><tr><td>h:</td><td>(required) Hours.</td></tr><tr><td>m:</td><td>(required) Minutes.</td></tr><tr><td>s:</td><td>(required) Seconds.</td></tr></table> | x: | (required) VA FileMan date (in quotes). | d: | (required) Days. | h: | (required) Hours. | m: | (required) Minutes. | s: | (required) Seconds. |
| x:                      | (required) VA FileMan date (in quotes).                                                                                                                                                                                                                                        |    |                                         |    |                  |    |                   |    |                     |    |                     |
| d:                      | (required) Days.                                                                                                                                                                                                                                                               |    |                                         |    |                  |    |                   |    |                     |    |                     |
| h:                      | (required) Hours.                                                                                                                                                                                                                                                              |    |                                         |    |                  |    |                   |    |                     |    |                     |
| m:                      | (required) Minutes.                                                                                                                                                                                                                                                            |    |                                         |    |                  |    |                   |    |                     |    |                     |
| s:                      | (required) Seconds.                                                                                                                                                                                                                                                            |    |                                         |    |                  |    |                   |    |                     |    |                     |
| <b>Output</b>           | returns: Returns the updated date and time in VA FileMan format.                                                                                                                                                                                                               |    |                                         |    |                  |    |                   |    |                     |    |                     |

### Example

```
>S X=$$FMADD^XLFDT(2901231.01,2,2,20,15)

>W X
2910102.032015
```



### 29.3.5 \$\$FMDIFF^XLFD T(): VA FileMan Date Difference

|                         |                                                                                                                                                                                                                                                                                                                                                                                                                                                      |
|-------------------------|------------------------------------------------------------------------------------------------------------------------------------------------------------------------------------------------------------------------------------------------------------------------------------------------------------------------------------------------------------------------------------------------------------------------------------------------------|
| <b>Reference Type</b>   | Supported                                                                                                                                                                                                                                                                                                                                                                                                                                            |
| <b>Category</b>         | Date Functions                                                                                                                                                                                                                                                                                                                                                                                                                                       |
| <b>IA #</b>             | 10103                                                                                                                                                                                                                                                                                                                                                                                                                                                |
| <b>Description</b>      | This extrinsic function returns the difference between two VA FileMan format dates.                                                                                                                                                                                                                                                                                                                                                                  |
| <b>Format</b>           | <code>\$\$FMDIFF^XLFD T(x1 , x2 [ , x3 ])</code>                                                                                                                                                                                                                                                                                                                                                                                                     |
| <b>Input Parameters</b> | <p>x1: (required) VA FileMan date.</p> <p>x2: (required) VA FileMan date, to subtract from the x1 date.</p> <p>x3: (optional) If null ('\$D(x3), return the difference in days. Otherwise:</p> <ul style="list-style-type: none"> <li>• If x3 = 1, return the difference in days.</li> <li>• If x3 = 2, return the difference in seconds.</li> <li>• If x3 = 3, return the difference in days hours:minutes:seconds format (DD HH:MM:SS).</li> </ul> |
| <b>Output</b>           | returns: Returns the date and/or time difference.                                                                                                                                                                                                                                                                                                                                                                                                    |

#### Example 1

The following example returns the difference between two dates/times in days (x3 = null or 1). In this example, the first date is 2 days less than the second date:

```
>S X=$$FMDIFF^XLFD T(2901229,2901231.111523)
>W X
-2

>S X=$$FMDIFF^XLFD T(2901229,2901231.111523,1)
>W X
-2
```

### Example 2

The following example returns the difference between two dates/times in seconds (x3 = 2). In this example, the first date is 150,079 seconds greater than the second date:

```
>S X=$$FMDIFF^XLFFDT(2901231.111523,2901229.173404,2)
>W X
150079
```

### Example 3

The following example returns the difference between two dates/times in DD HH:MM:SS (x3 = 3). In this example, the first date is 1 day, 1 hour, 24 minutes, and 2 seconds greater than the second date:

```
>S X=$$FMTE^XLFFDT(2901231.024703,2901230.012301,3)
>W X
1 1:24:2
```

## 29.3.6 \$\$FMTE^XLFFDT(): Convert VA FileMan Date to External Format

|                         |                                                                                                   |
|-------------------------|---------------------------------------------------------------------------------------------------|
| <b>Reference Type</b>   | Supported                                                                                         |
| <b>Category</b>         | Date Functions                                                                                    |
| <b>IA #</b>             | 10103                                                                                             |
| <b>Description</b>      | This extrinsic function converts a VA FileMan formatted input date to an external formatted date. |
| <b>Format</b>           | \$\$FMTE^XLFFDT(x[,y])                                                                            |
| <b>Input Parameters</b> | x: (required) VA FileMan date.                                                                    |

- y: (optional) Affects output as follows:
- If null, '\$D(y)', return the written-out format.
  - If '\$D(y)' then return standard VA FileMan format.
  - If +y = 1 then return standard VA FileMan format.
  - If +y = 2 then return MM/DD/YY@HH:MM:SS format.
  - If +y = 3 then return DD/MM/YY@HH:MM:SS format.
  - If +y = 4 then return YY/MM/DD@HH:MM:SS format.
  - If +y = 5 then return MM/DD/YYYY@HH:MM:SS format.
  - If +y = 6 then return DD/MM/YYYY@HH:MM:SS format.
  - If +y = 7 then return YYYY/MM/DD@HH:MM:SS format.
  - If y contains a "D" then date only.
  - If y contains an "F" then output date with leading spaces.
  - If y contains an "M" then only output "HH:MM".
  - If y contains a "P" then output "HH:MM:SS am/pm".
  - If y contains an "S" then force seconds in the output.
  - If y contains a "Z" then output date with leading zeroes.

**Output** returns: Returns the external formatted date.

### Example 1

Return the date in the following format: Standard VA FileMan date format.

```
>S X=$$FMTE^XLFD(2940629.105744,1)
```

```
>W X
```

```
Jun 29, 1994@10:57:44
```

### Example 2

Return the date in the following format: Standard VA FileMan date format and include am/pm.

```
>S X=$$FMTE^XLFD(2940629.1057,"1P")
```

```
>W X
```

```
Jun 29, 1994 10:57 am
```

### Example 3

Return the date in the following format: MM/DD/YY@HH:MM:SS.

```
>S X=$$FMTE^XLFD(2940629.105744,2)
```

```
>W X
```

```
6/29/94@10:57:44
```

### Example 4

Return the date in the following format: MM/DD/YY@HH:MM.

```
>S X=$$FMTE^XLFD(2940629.105744,"2M")
```

```
>W X
```

```
6/29/94@10:57
```

### Example 5

Return the date in the following format: MM/DD/YY@HH:MM:SS and include am/pm.

```
>S X=$$FMTE^XLFD(2940629.105744,"2P")
```

```
>W X
```

```
6/29/94 10:57:44 am
```

### Example 6

Return the date in the following format: MM/DD/YY@HH:MM:SS, forcing seconds to display when no seconds were included in the input parameter.

```
>S X=$$FMTE^XLFD(2940629.1057,"2S")
```

```
>W X
```

```
6/29/94@10:57:00
```

### Example 7

Return the date in the following format: MM/DD/YY@HH:MM:SS, forcing seconds to display when no seconds were included in the input parameter, and include leading spaces.

```
>S X=$$FMTE^XLFD(2940629.1057,"2SF")
```

```
>W X
```

```
6/29/94@10:57:00
```

**Example 8**

Return the date in the following format: DD/MM/YY@HH:MM:SS and include leading spaces.

```
>S X=$$FMTE^XLFD(2940629.105744,"3F")
>W X
29/ 6/94@10:57:44
```

**Example 9**

Return the date in the following format: YY/MM/DD, ignore the time values entered and only display the date.

```
>S X=$$FMTE^XLFD(2940629.1057,"4D")
>W X
94/6/29
```

**Example 10**

To output a really short date/time try the following, convert space to zero and remove slash, as shown below:

```
>S X=$$TR($$FMTE^XLFD(2940629.1057,"4F"),"/","0")
>W X
940629@10:57
```

**Example 11**

Return the date in the following format: MM/DD/YYYY@HH:MM:SS.

```
>S X=$$FMTE^XLFD(3000229.110520,5)
>W X
2/29/2000@11:05:20
```

**Example 12**

Return the date in the following format: MM/DD/YYYY@HH:MM:SS and include leading spaces.

```
>S X=$$FMTE^XLFD(3000229.110520,"5F")
>W X
2/29/2000@11:05:20
```

### Example 13

Return the date in the following format: MM/DD/YYYY@HH:MM:SS, forcing seconds.

```
>S X=$$FMTE^XLFD(3000229.1105, "5S")

>W X
2/29/2000@11:05:00
```

### Example 14

Return the date in the following format: MM/DD/YYYY HH:MM:SS, include leading zeroes, and include am/pm.

```
>S X=$$FMTE^XLFD(3000229.110520, "5ZP")

>W X
02/29/2000 11:05:20 am
```

### Example 15

Return the date in the following format: DD/MM/YYYY@HH:MM:SS, with leading spaces.

```
>S X=$$FMTE^XLFD(3000229.110520, "6F")

>W X
29/ 2/2000@11:05:20
```

### Example 16

Return the date in the following format: DD/MM/YYYY@HH:MM:SS, with leading zeroes.

```
>S X=$$FMTE^XLFD(3000229.1105, "6Z")

>W X
29/02/2000@11:05
```

### Example 17

Return the date in the following format: YYYY/MM/DD@HH:MM:SS.

```
>S X=$$FMTE^XLFD(3000301.1105, 7)

>W X
2000/3/1@11:05
```

**Example 18**

Return the date in the following format: YYYY/MM/DD, ignore the time values entered and only display the date.

```
>S X=$$FMTE^XLFD(3000301.1105,"7D")
>W X
2000/3/1
```

**29.3.7 \$\$FMTH^XLFD(): Convert VA FileMan Date to \$H**

|                         |                                                                                                 |
|-------------------------|-------------------------------------------------------------------------------------------------|
| <b>Reference Type</b>   | Supported                                                                                       |
| <b>Category</b>         | Date Functions                                                                                  |
| <b>IA #</b>             | 10103                                                                                           |
| <b>Description</b>      | This extrinsic function converts a VA FileMan formatted input date to a \$H formatted date.     |
| <b>Format</b>           | \$\$FMTH^XLFD(x[,y])                                                                            |
| <b>Input Parameters</b> | x: (required) VA FileMan date.<br>y: (optional) 1 to return the date portion only (no seconds). |
| <b>Output</b>           | returns: Returns the converted date in \$H format.                                              |

**Example 1**

```
>S X=$$FMTH^XLFD(2901231.111523)
>W X
54786,40523
```

**Example 2**

```
>S X=$$FMTH^XLFD(2901231.111523,1)
>W X
54786
```

### 29.3.8 \$\$FMTHL7^XL7DT(): Convert VA FileMan Date to HL7 Date

|                         |                                                                                                                                |
|-------------------------|--------------------------------------------------------------------------------------------------------------------------------|
| <b>Reference Type</b>   | Supported                                                                                                                      |
| <b>Category</b>         | Date Functions                                                                                                                 |
| <b>IA #</b>             | 10103                                                                                                                          |
| <b>Description</b>      | This extrinsic function converts a VA FileMan formatted input date/time into an HL7 formatted date, including the time offset. |
| <b>Format</b>           | \$\$FMTHL7^XL7DT(fm_date_time)                                                                                                 |
| <b>Input Parameters</b> | fm_date_time: (required) VA FileMan date.                                                                                      |
| <b>Output</b>           | returns: Returns the converted date in HL7 format.                                                                             |

#### Example

```
>S X=$$FMTHL7^XL7DT(3001127.1525)
>W X
200011271525-0800
```

### 29.3.9 \$\$HADD^XL7DT(): \$H Add

|                         |                                                                                                                                        |
|-------------------------|----------------------------------------------------------------------------------------------------------------------------------------|
| <b>Reference Type</b>   | Supported                                                                                                                              |
| <b>Category</b>         | Date Functions                                                                                                                         |
| <b>IA #</b>             | 10103                                                                                                                                  |
| <b>Description</b>      | This extrinsic function returns the result of adding days, hours, minutes, and seconds to a date in \$H format.                        |
| <b>Format</b>           | \$\$HADD^XL7DT(x,d,h,m,s)                                                                                                              |
| <b>Input Parameters</b> | x: (required) \$H date (in quotes).<br>d: (required) Days.<br>h: (required) Hours.<br>m: (required) Minutes.<br>s: (required) Seconds. |
| <b>Output</b>           | returns: Returns the resultant date in \$H format.                                                                                     |



**Example**

```
>S X=$$HADD^XLFD("54786,3600",2,2,20,15)

>W X
54788,12015
```

**29.3.10 \$\$HDIFF^XLFD(): \$H Difference**

|                         |                                                                                                                                                                                                                                                                                                                                                                                                                                                               |
|-------------------------|---------------------------------------------------------------------------------------------------------------------------------------------------------------------------------------------------------------------------------------------------------------------------------------------------------------------------------------------------------------------------------------------------------------------------------------------------------------|
| <b>Reference Type</b>   | Supported                                                                                                                                                                                                                                                                                                                                                                                                                                                     |
| <b>Category</b>         | Date Functions                                                                                                                                                                                                                                                                                                                                                                                                                                                |
| <b>IA #</b>             | 10103                                                                                                                                                                                                                                                                                                                                                                                                                                                         |
| <b>Description</b>      | This extrinsic function returns the difference between two \$H formatted dates.                                                                                                                                                                                                                                                                                                                                                                               |
| <b>Format</b>           | \$\$HDIFF^XLFD(x1, x2[, x3])                                                                                                                                                                                                                                                                                                                                                                                                                                  |
| <b>Input Parameters</b> | <p>x1: (required) \$H date (in quotes).</p> <p>x2: (required) \$H date (in quotes) to subtract from the x1 date.</p> <p>x3: (optional) If null ('\$D(x3), return the difference in days. Otherwise:</p> <ul style="list-style-type: none"> <li>• If x3 = 1, return the difference in days.</li> <li>• If x3 = 2, return the difference in seconds.</li> <li>• If x3 = 3, return the difference in days hours:minutes:seconds format (DD HH:MM:SS).</li> </ul> |
| <b>Output</b>           | returns: Returns the \$H difference.                                                                                                                                                                                                                                                                                                                                                                                                                          |

**Example 1**

Return the &H difference in days.

```
>S X=$$HDIFF^XLFD("54789,40523","54786,25983",1)

>W X
3
```

### Example 2

Return the &H difference in seconds.

```
>S X=$$HDIFF^XLFD("54789,40523","54786,25983",2)

>W X
273740
```

### Example 3

Return the &H difference in days hours:minutes:seconds format (DD HH:MM:SS).

```
>S X=$$HDIFF^XLFD("54789,40523","54786,25983",3)

>W X
3 4:02:20
```

## 29.3.11 \$\$HL7TFM^XLFD(): Convert HL7 Date to VA FileMan Date

|                         |                                                                                                                                                                                                                                                                                                                                                                                                                                                                                                                                                                                                                                                                                                                                                           |
|-------------------------|-----------------------------------------------------------------------------------------------------------------------------------------------------------------------------------------------------------------------------------------------------------------------------------------------------------------------------------------------------------------------------------------------------------------------------------------------------------------------------------------------------------------------------------------------------------------------------------------------------------------------------------------------------------------------------------------------------------------------------------------------------------|
| <b>Reference Type</b>   | Supported                                                                                                                                                                                                                                                                                                                                                                                                                                                                                                                                                                                                                                                                                                                                                 |
| <b>Category</b>         | Date Functions                                                                                                                                                                                                                                                                                                                                                                                                                                                                                                                                                                                                                                                                                                                                            |
| <b>IA #</b>             | 10103                                                                                                                                                                                                                                                                                                                                                                                                                                                                                                                                                                                                                                                                                                                                                     |
| <b>Description</b>      | This extrinsic function converts an HL7 formatted input date/time into a VA FileMan formatted date/time.                                                                                                                                                                                                                                                                                                                                                                                                                                                                                                                                                                                                                                                  |
| <b>Format</b>           | \$\$HL7TFM^XLFD(hl7_date_time[,local_uct][,time_flag])                                                                                                                                                                                                                                                                                                                                                                                                                                                                                                                                                                                                                                                                                                    |
| <b>Input Parameters</b> | <p>hl7_date_time: (required) HL7 formatted date and time.</p> <p>local_uct: (optional) This parameter controls if any time offset is applied to the time. If a time offset is included, then time offset can be applied to give Local time or Coordinated Universal Time (UTC, a.k.a. GMT, or Greenwich Mean Time) time offset from the MAILMAN TIME ZONE file (#4.4). The default is to return Local time. Valid values are:</p> <ul style="list-style-type: none"> <li>• L (default)—Local time.</li> <li>• U—UTC time.</li> </ul> <p>time_flag: (optional) This parameter is set to 1 if the value in the hl7_date_time input parameter is just a time value. The default assumes that the hl7_date_time input parameter is a date and time value.</p> |
| <b>Output</b>           | returns: Returns the converted date in VA FileMan format.                                                                                                                                                                                                                                                                                                                                                                                                                                                                                                                                                                                                                                                                                                 |

**Example 1**

To get date with no offset:

```
>S X=$$HL7TFM^XLFD("200011271525-0700")
>W X
3001127.1525
```

**Example 2**

To get UCT time offset:

```
>S X=$$HL7TFM^XLFD("200011271525-0700","U")
>W X
3001127.2225
```

**Example 3**

To get Local time in PST offset:

```
>S X=$$HL7TFM^XLFD("200011271525-0700","L")
>W X
3001127.1425
```

**Example 4**

To get Local time when only providing a time (no date) as the input parameter:

```
>S X=$$HL7TFM^XLFD("1525-0700","L",1)
>W X
.1525
```

**29.3.12 \$\$HTE^XLFD(): Convert \$H to External Format**

|                       |                                                                                            |
|-----------------------|--------------------------------------------------------------------------------------------|
| <b>Reference Type</b> | Supported                                                                                  |
| <b>Category</b>       | Date Functions                                                                             |
| <b>IA #</b>           | 10103                                                                                      |
| <b>Description</b>    | This extrinsic function converts a \$H formatted input date to an external formatted date. |
| <b>Format</b>         | \$\$HTE^XLFD(x[,y])                                                                        |

- Input Parameters**
- x:** (required) \$H date (in quotes).
- y:** (optional) Affects output as follows:
- If null ('\$D(y)) return the written-out format.
  - If '\$D(y) then return standard VA FileMan format.
  - If +y = 1 then return standard VA FileMan format.
  - If +y = 2 then return MM/DD/YY@HH:MM:SS format.
  - If +y = 3 then return DD/MM/YY@HH:MM:SS format.
  - If +y = 4 then return YY/MM/DD@HH:MM:SS format.
  - If +y = 5 then return MM/DD/YYYY@HH:MM:SS format.
  - If +y = 6 then return DD/MM/YYYY@HH:MM:SS format.
  - If +y = 7 then return YYYY/MM/DD@HH:MM:SS format.
  - If y contains a "D" then date only.
  - If y contains an "F" then output date with leading blanks.
  - If y contains an "M" then output "HH:MM" only.
  - If y contains a "P" then output "HH:MM:SS am/pm".
  - If y contains an "S" then force seconds in the output.
  - If y contains a "Z" then output date with leading zeroes.

**Output** returns: Returns the external format of a \$H date.

**Example 1**

Return the date in the following format: Standard external format.

```
>S X=$$HTE^XLFDI("54786,40523")
>W X
Dec 31, 1990@11:15:23
```

**Example 2**

Return the date in the following format: MM/DD/YY@HH:MM:SS.

```
>S X=$$HTE^XLFDI("54786,40523",2)
>W X
12/31/90@11:15:23
```

**Example 3**

Return the date in the following format: MM/DD/YY@HH:MM:SS, omitting the seconds.

```
>S X=$$HTE^XLFDT("57386,33723","2M")
>W X
2/12/98@09:22
```

**Example 4**

Return the date in the following format: MM/DD/YYYY@HH:MM:SS.

```
>S X=$$HTE^XLFDT("57351,27199",5)
>W X
1/8/1998@07:33:19
```

**Example 5**

Return the date in the following format: DD/MM/YYYY@HH:MM:SS.

```
>S X=$$HTE^XLFDT("57351,27199",6)
>W X
8/1/1998@07:33:19
```

**Example 6**

Return the date in the following format: YYYY/MM/DD@HH:MM:SS.

```
>S X=$$HTE^XLFDT("57351,27199",7)
>W X
1998/1/8@07:33:19
```

**29.3.13 \$\$HTFM^XLFDT(): Convert \$H to VA FileMan Date Format**

|                       |                                                                                             |
|-----------------------|---------------------------------------------------------------------------------------------|
| <b>Reference Type</b> | Supported                                                                                   |
| <b>Category</b>       | Date Functions                                                                              |
| <b>IA #</b>           | 10103                                                                                       |
| <b>Description</b>    | This extrinsic function converts a \$H formatted input date to a VA FileMan formatted date. |
| <b>Format</b>         | \$\$HTFM^XLFDT(x[,y])                                                                       |

**Input Parameters** x: (required) \$H date (in quotes).  
y: (optional) 1 to return the date portion only (no seconds).  
**Output** returns: Returns the converted \$H date in VA FileMan format.

### Example 1

```
>S X=$$HTFM^XLFD("54786,40523")

>W X
2901231.111523
```

### Example 2

```
>S X=$$HTFM^XLFD("54786,40523",1)

>W X
2901231
```

## 29.3.14 \$\$NOW^XLFD: Current Date and Time (VA FileMan Format)

**Reference Type** Supported  
**Category** Date Functions  
**IA #** 10103  
**Description** This extrinsic function returns the current date and time in VA FileMan format.  
**Format** \$\$NOW^XLFD  
**Input Parameters** none  
**Output** returns: Returns the current date and time in VA FileMan format.

### Example

```
>S X=$$NOW^XLFD

>W X
3040126.103044
```

### 29.3.15 \$\$SCH^XLFD(): Next Scheduled Runtime

|                         |                                                                                                                                                                                                                                                                                                                                                                                                                                                                                                                                                                                                                                                                                                                                                                                                                                                                                                                                                                                                                                                                                                                                                                                                                                                                                                                                                                                                   |
|-------------------------|---------------------------------------------------------------------------------------------------------------------------------------------------------------------------------------------------------------------------------------------------------------------------------------------------------------------------------------------------------------------------------------------------------------------------------------------------------------------------------------------------------------------------------------------------------------------------------------------------------------------------------------------------------------------------------------------------------------------------------------------------------------------------------------------------------------------------------------------------------------------------------------------------------------------------------------------------------------------------------------------------------------------------------------------------------------------------------------------------------------------------------------------------------------------------------------------------------------------------------------------------------------------------------------------------------------------------------------------------------------------------------------------------|
| <b>Reference Type</b>   | Supported                                                                                                                                                                                                                                                                                                                                                                                                                                                                                                                                                                                                                                                                                                                                                                                                                                                                                                                                                                                                                                                                                                                                                                                                                                                                                                                                                                                         |
| <b>Category</b>         | Date Functions                                                                                                                                                                                                                                                                                                                                                                                                                                                                                                                                                                                                                                                                                                                                                                                                                                                                                                                                                                                                                                                                                                                                                                                                                                                                                                                                                                                    |
| <b>IA #</b>             | 10103                                                                                                                                                                                                                                                                                                                                                                                                                                                                                                                                                                                                                                                                                                                                                                                                                                                                                                                                                                                                                                                                                                                                                                                                                                                                                                                                                                                             |
| <b>Description</b>      | This extrinsic function returns the next run-time based on Schedule code.                                                                                                                                                                                                                                                                                                                                                                                                                                                                                                                                                                                                                                                                                                                                                                                                                                                                                                                                                                                                                                                                                                                                                                                                                                                                                                                         |
| <b>Format</b>           | <code>\$\$SCH^XLFD(schedule_string,base_date[,force_future_flag])</code>                                                                                                                                                                                                                                                                                                                                                                                                                                                                                                                                                                                                                                                                                                                                                                                                                                                                                                                                                                                                                                                                                                                                                                                                                                                                                                                          |
| <b>Input Parameters</b> | <p><code>schedule_string</code>: (required) Interval to add to <code>base_date</code>, as follows:</p> <ul style="list-style-type: none"> <li>• <code>nS</code>—Add <code>n</code> seconds to <code>base_date</code>.</li> <li>• <code>nH</code>—Add <code>n</code> hours to <code>base_date</code>.</li> <li>• <code>nD</code>—Add <code>n</code> days to <code>base_date</code>.</li> <li>• <code>nM</code>—Add <code>n</code> months to <code>base_date</code>.</li> <li>• <code>\$H;\$H;\$H</code>—List of <code>\$H</code> dates.</li> <li>• <code>nM(list)</code>—Complex month increment. For example: <code>1M(15,L)</code>, which means schedule it to run every month (1M) on the 15 and last day of the month (15,L). <ul style="list-style-type: none"> <li>– <code>dd[@time]</code>—Day of month (e.g., 12).</li> <li>– <code>nDay[@time]</code>—day of week in month (e.g., 1M, first Monday); (see "<a href="#">Day Code</a>" list that follows).</li> <li>– Day.</li> <li>– L—Last day of month.</li> <li>– LDay—Last specific day in month (e.g., LM [last Monday],LT [last Tuesday],LW [last Wednesday]...).</li> </ul> </li> <li>• <code>Day[@time]</code>—Day of week (see "<a href="#">Day Code</a>" list that follows). <ul style="list-style-type: none"> <li>– Day.</li> <li>– D—Every weekday.</li> <li>– E—Every weekend day (Saturday, Sunday).</li> </ul> </li> </ul> |

**Day Code (used in schedule codes above)**

- M—Monday
- T—Tuesday
- W—Wednesday
- R—Thursday
- F—Friday
- S—Saturday
- U—Sunday

**base\_date:** (required) VA FileMan date to which the interval is added.

**force\_future\_flag:** (optional) If passed with a value of:

- 1—Forces returned date to be in future, by repeatedly adding interval to base\_date until a future date is produced.
- Otherwise—Interval is added once.

**Output** returns: Returns the next run-time.

**Example 1**

To schedule something to run every month on the 15<sup>th</sup> of the month at 2:00 p.m. and on the last day of every month at 6:00 p.m., you would enter the following:

- Middle of the Month:

```
>S X=$$SCH^XLFDT("1M(15@2PM,L@6PM)",2931003)
>W X
2931015.14
```

- End of the Month:

```
>S X=$$SCH^XLFDT("1M(15@2PM,L@6PM)",X)
>W X
2931031.18
```



**Example 2**

To schedule something to run every month on the 15<sup>th</sup> of the month at 11:00 p.m. and on the last day of every month at 8:00 p.m., you would enter the following:

- Middle of the Month:

```
>S X=$$SCH^XLFD("1M(15@11PM,L@8PM)",2931028)

>W X
2931031.2
```

- End of the Month:

```
>S X=$$SCH^XLFD("1M(15@11PM,L@8PM)",X)

>W X
2931115.23
```

**Example 3**

To schedule something to run every 3 months on the last day of the month at 6:00 p.m., you would enter the following:

- Middle of the Month:

```
>S X=$$SCH^XLFD("3M(L@6PM)",2930927)

>W X
2930930.18
```

- End of the Month:

```
>S X=$$SCH^XLFD("3M(L@6PM)",X)

>W X
2931231.18
```

**29.3.16 \$\$SEC^XLFD(): Convert \$H/VA FileMan date to Seconds**

**Reference Type** Supported

**Category** Date Functions

**IA #** 10103

**Description** This extrinsic function converts a \$H or VA FileMan formatted input date to the number of seconds. The input date can be entered as either a VA FileMan date or a \$H date. If entered as a VA FileMan date, the date is first converted to \$H via the \$\$FMTH^XLFD(): Convert VA FileMan Date to \$H API.

**Format** \$\$SEC^XLFD(x)

**Input Parameters** x: (required) VA FileMan or \$H date.

**Output** returns: Returns the \$H date in seconds.

### Example 1

Inputting a VA FileMan date/time:

```
>S X=$$SEC^XLFD(3021118.1347)
```

```
>W X
5108536020
```

### Example 2

Inputting a \$H date:

```
>S X=$$SEC^XLFD($H)
```

```
>W X
5146022146
```

## 29.3.17 \$\$TZ^XLFD: Time Zone Offset (GMT)

**Reference Type** Supported

**Category** Date Functions

**IA #** 10103

**Description** This extrinsic function returns the Time Zone offset from Greenwich mean time (GMT) based on a pointer from the TIME\_ZONE field (#1) in the MAILMAN SITE PARAMETERS file (#4.3) to the MAILMAN TIME\_ZONE file (#4.4).

The accuracy of this value is dependent on IRM updating the TIME\_ZONE field (#1) in the MAILMAN SITE PARAMETERS file (#4.3) to accurately point to the site's correct time zone, including whether it is standard time (ST) or daylight savings time (DST).

**Format** \$\$TZ^XLFD

**Input Parameters** none

**Output** returns: Returns the Time Zone offset from GMT.

**Example**

For Pacific Daylight Savings Time (PDT), the offset from GMT is:

```
>S X = $$TZ^XLFDT
```

```
>W X
-0700
```

**29.3.18 \$\$WITHIN^XLFDT(): Checks Dates/Times within Schedule**

**Reference Type** Supported

**Category** Date Functions

**IA #**

**Description** This extrinsic function returns whether or not a date/time is within a specified schedule string.

**Format** \$\$WITHIN^XLFDT(schedule\_string,base\_date)

**Input Parameters** schedule\_string: (required) Interval to add to base\_date.



**REF:** See the \$\$SCH^XLFDT(): Next Scheduled Runtime API for alternate values.

base\_date: (required) VA FileMan date checked to determine if it is within the input schedule string.

**Output** returns: Returns

## 29.4 Hyperbolic Trigonometric Functions—XLFHYPER

The following hyperbolic trigonometric functions provide an additional set of mathematical operations beyond the math functions in XLFMTH.



**NOTE:** The optional second parameter in brackets [ ] denotes the precision for the function. Precision means the detail of the result, in terms of number of digits.

### 29.4.1 \$\$ACOSH^XLFHYPER(): Hyperbolic Arc-cosine

|                         |                                                                                                                                                                                                                      |
|-------------------------|----------------------------------------------------------------------------------------------------------------------------------------------------------------------------------------------------------------------|
| <b>Reference Type</b>   | Supported                                                                                                                                                                                                            |
| <b>Category</b>         | Hyperbolic Trigonometric Functions                                                                                                                                                                                   |
| <b>IA #</b>             | 10144                                                                                                                                                                                                                |
| <b>Description</b>      | This extrinsic function returns the hyperbolic arc-cosine, with radians output.                                                                                                                                      |
| <b>Format</b>           | <code>\$\$ACOSH^XLFHYPER(x[,n])</code>                                                                                                                                                                               |
| <b>Input Parameters</b> | <p><b>x:</b> (required) Number for which you want the hyperbolic arc-cosine.</p> <p><b>n:</b> (optional) The precision for the function. Precision means the detail of the result, in terms of number of digits.</p> |
| <b>Output</b>           | <b>returns:</b> Returns the hyperbolic arc-cosine.                                                                                                                                                                   |

#### Example

```
>S X=$$ACOSH^XLFHYPER(3,12)
>W X
1.762747174
```

### 29.4.2 \$\$ACOTH^XLFHYPER(): Hyperbolic Arc-cotangent

|                       |                                                                                    |
|-----------------------|------------------------------------------------------------------------------------|
| <b>Reference Type</b> | Supported                                                                          |
| <b>Category</b>       | Hyperbolic Trigonometric Functions                                                 |
| <b>IA #</b>           | 10144                                                                              |
| <b>Description</b>    | This extrinsic function returns the hyperbolic arc-cotangent, with radians output. |
| <b>Format</b>         | <code>\$\$ACOTH^XLFHYPER(x[,n])</code>                                             |

|                         |          |                                                                                                                    |
|-------------------------|----------|--------------------------------------------------------------------------------------------------------------------|
| <b>Input Parameters</b> | x:       | (required) Number for which you want the hyperbolic arc-cotangent.                                                 |
|                         | n:       | (optional) The precision for the function. Precision means the detail of the result, in terms of number of digits. |
| <b>Output</b>           | returns: | Returns the hyperbolic arc-cotangent.                                                                              |

**Example**

```
>S X=$$ACOTH^XLFHYPER(3,12)
>W X
.34657359025
```

**29.4.3 \$\$ACSCH^XLFHYPER(): Hyperbolic Arc-cosecant**

|                         |                                                                                   |                                                                                                                    |
|-------------------------|-----------------------------------------------------------------------------------|--------------------------------------------------------------------------------------------------------------------|
| <b>Reference Type</b>   | Supported                                                                         |                                                                                                                    |
| <b>Category</b>         | Hyperbolic Trigonometric Functions                                                |                                                                                                                    |
| <b>IA #</b>             | 10144                                                                             |                                                                                                                    |
| <b>Description</b>      | This extrinsic function returns the hyperbolic arc-cosecant, with radians output. |                                                                                                                    |
| <b>Format</b>           | $$$ACSCH^XLFHYPER(x[,n])$                                                         |                                                                                                                    |
| <b>Input Parameters</b> | x:                                                                                | (required) Number for which you want the hyperbolic arc-cosecant.                                                  |
|                         | n:                                                                                | (optional) The precision for the function. Precision means the detail of the result, in terms of number of digits. |
| <b>Output</b>           | returns:                                                                          | Returns the hyperbolic arc-cosecant.                                                                               |

**Example**

```
>S X=$$ACSCH^XLFHYPER(3,12)
>W X
.3274501502
```

## 29.4.4 **\$\$ASECH^XLFHYPER(): Hyperbolic Arc-secant**

|                         |                                                                                                                                                                                                                      |
|-------------------------|----------------------------------------------------------------------------------------------------------------------------------------------------------------------------------------------------------------------|
| <b>Reference Type</b>   | Supported                                                                                                                                                                                                            |
| <b>Category</b>         | Hyperbolic Trigonometric Functions                                                                                                                                                                                   |
| <b>IA #</b>             | 10144                                                                                                                                                                                                                |
| <b>Description</b>      | This extrinsic function returns the hyperbolic arc-secant, with radians output.                                                                                                                                      |
| <b>Format</b>           | <code>\$\$ASECH^XLFHYPER(x[,n])</code>                                                                                                                                                                               |
| <b>Input Parameters</b> | <p><b>x:</b> (required) Number for which you want the hyperbolic arc-secant.</p> <p><b>n:</b> (optional) The precision for the function. Precision means the detail of the result, in terms of number of digits.</p> |
| <b>Output</b>           | <b>returns:</b> Returns the hyperbolic arc-secant.                                                                                                                                                                   |

### Example

```
>S X=$$ASECH^XLFHYPER(.3,12)

>W X
1.8738202425
```

## 29.4.5 **\$\$ASINH^XLFHYPER(): Hyperbolic Arc-sine**

|                         |                                                                                                                                                                                                                    |
|-------------------------|--------------------------------------------------------------------------------------------------------------------------------------------------------------------------------------------------------------------|
| <b>Reference Type</b>   | Supported                                                                                                                                                                                                          |
| <b>Category</b>         | Hyperbolic Trigonometric Functions                                                                                                                                                                                 |
| <b>IA #</b>             | 10144                                                                                                                                                                                                              |
| <b>Description</b>      | This extrinsic function returns the hyperbolic arc-sine, with radians output.                                                                                                                                      |
| <b>Format</b>           | <code>\$\$SINH^XLFHYPER(x[,n])</code>                                                                                                                                                                              |
| <b>Input Parameters</b> | <p><b>x:</b> (required) Number for which you want the hyperbolic arc-sine.</p> <p><b>n:</b> (optional) The precision for the function. Precision means the detail of the result, in terms of number of digits.</p> |
| <b>Output</b>           | <b>returns</b> Returns the hyperbolic arc-sine.                                                                                                                                                                    |

**Example**

```
>S X=$$SINH^XLFHYPER(3,12)
>W X
10.0178749273
```

**29.4.6 \$\$ATANH^XLFHYPER(): Hyperbolic Arc-tangent**

|                         |                                                                                                                                                                                                         |
|-------------------------|---------------------------------------------------------------------------------------------------------------------------------------------------------------------------------------------------------|
| <b>Reference Type</b>   | Supported                                                                                                                                                                                               |
| <b>Category</b>         | Hyperbolic Trigonometric Functions                                                                                                                                                                      |
| <b>IA #</b>             | 10144                                                                                                                                                                                                   |
| <b>Description</b>      | This extrinsic function returns the hyperbolic arc-tangent, with radians output.                                                                                                                        |
| <b>Format</b>           | <code>\$\$ATANH^XLFHYPER(x[,n])</code>                                                                                                                                                                  |
| <b>Input Parameters</b> | <p>x: (required) Number for which you want the hyperbolic arc-tangent.</p> <p>n: (optional) The precision for the function. Precision means the detail of the result, in terms of number of digits.</p> |
| <b>Output</b>           | returns: Returns the hyperbolic arc-tangent.                                                                                                                                                            |

**Example**

```
>S X=$$ATANH^XLFHYPER(.3,12)
>W X
.3095196042
```

**29.4.7 \$\$COSH^XLFHYPER(): Hyperbolic Cosine**

|                       |                                                                                 |
|-----------------------|---------------------------------------------------------------------------------|
| <b>Reference Type</b> | Supported                                                                       |
| <b>Category</b>       | Hyperbolic Trigonometric Functions                                              |
| <b>IA #</b>           | 10144                                                                           |
| <b>Description</b>    | This extrinsic function returns the hyperbolic arc-cosine, with radians output. |
| <b>Format</b>         | <code>\$\$COSH^XLFHYPER(x[,n])</code>                                           |

|                         |          |                                                                                                                    |
|-------------------------|----------|--------------------------------------------------------------------------------------------------------------------|
| <b>Input Parameters</b> | x:       | (required) Number for which you want the hyperbolic cosine.                                                        |
|                         | n:       | (optional) The precision for the function. Precision means the detail of the result, in terms of number of digits. |
| <b>Output</b>           | returns: | Returns the hyperbolic cosine.                                                                                     |

**Example**

```
>S X=$$COSH^XLFHYPER(3,12)
>W X
10.0676619957
```

### 29.4.8 \$\$COTH^XLFHYPER(): Hyperbolic Cotangent

|                         |                                                                                |                                                                                                                    |
|-------------------------|--------------------------------------------------------------------------------|--------------------------------------------------------------------------------------------------------------------|
| <b>Reference Type</b>   | Supported                                                                      |                                                                                                                    |
| <b>Category</b>         | Hyperbolic Trigonometric Functions                                             |                                                                                                                    |
| <b>IA #</b>             | 10144                                                                          |                                                                                                                    |
| <b>Description</b>      | This extrinsic function returns the hyperbolic cotangent, with radians output. |                                                                                                                    |
| <b>Format</b>           | <code>\$\$COTH^XLFHYPER(x[,n])</code>                                          |                                                                                                                    |
| <b>Input Parameters</b> | x:                                                                             | (required) Number for which you want the hyperbolic cotangent.                                                     |
|                         | n:                                                                             | (optional) The precision for the function. Precision means the detail of the result, in terms of number of digits. |
| <b>Output</b>           | returns:                                                                       | Returns the hyperbolic cotangent.                                                                                  |

**Example**

```
>S X=$$COTH^XLFHYPER(3,12)
>W X
1.00496982332
```



### 29.4.9 **\$\$CSCH^XLFHYPER(): Hyperbolic Cosecant**

|                         |                                                                                                                                                                                                      |
|-------------------------|------------------------------------------------------------------------------------------------------------------------------------------------------------------------------------------------------|
| <b>Reference Type</b>   | Supported                                                                                                                                                                                            |
| <b>Category</b>         | Hyperbolic Trigonometric Functions                                                                                                                                                                   |
| <b>IA #</b>             | 10144                                                                                                                                                                                                |
| <b>Description</b>      | This extrinsic function returns the hyperbolic cosecant, with radians output.                                                                                                                        |
| <b>Format</b>           | <code>\$\$CSCH^XLFHYPER(x[,n])</code>                                                                                                                                                                |
| <b>Input Parameters</b> | <p>x: (required) Number for which you want the hyperbolic cosecant.</p> <p>n: (optional) The precision for the function. Precision means the detail of the result, in terms of number of digits.</p> |
| <b>Output</b>           | returns: Returns the hyperbolic cosecant.                                                                                                                                                            |

#### Example

```
>S X=$$CSCH^XLFHYPER(3,12)
>W X
.09982156967
```

### 29.4.10 **\$\$SECH^XLFHYPER(): Hyperbolic Secant**

|                         |                                                                                                                                                                                                    |
|-------------------------|----------------------------------------------------------------------------------------------------------------------------------------------------------------------------------------------------|
| <b>Reference Type</b>   | Supported                                                                                                                                                                                          |
| <b>Category</b>         | Hyperbolic Trigonometric Functions                                                                                                                                                                 |
| <b>IA #</b>             | 10144                                                                                                                                                                                              |
| <b>Description</b>      | This extrinsic function returns the hyperbolic secant, with radians output.                                                                                                                        |
| <b>Format</b>           | <code>\$\$SECH^XLFHYPER(x[,n])</code>                                                                                                                                                              |
| <b>Input Parameters</b> | <p>x: (required) Number for which you want the hyperbolic secant.</p> <p>n: (optional) The precision for the function. Precision means the detail of the result, in terms of number of digits.</p> |
| <b>Output</b>           | returns: Returns the hyperbolic secant.                                                                                                                                                            |

**Example**

```
>S X=$$SECH^XLFHYPER(3,12)
>W X
.09932792742
```

**29.4.11 \$\$SINH^XLFHYPER(): Hyperbolic Sine**

|                         |                                                                                                                                                                                                  |
|-------------------------|--------------------------------------------------------------------------------------------------------------------------------------------------------------------------------------------------|
| <b>Reference Type</b>   | Supported                                                                                                                                                                                        |
| <b>Category</b>         | Hyperbolic Trigonometric Functions                                                                                                                                                               |
| <b>IA #</b>             | 10144                                                                                                                                                                                            |
| <b>Description</b>      | This extrinsic function returns the hyperbolic sine, with radians output.                                                                                                                        |
| <b>Format</b>           | \$\$SINH^XLFHYPER(x[,n])                                                                                                                                                                         |
| <b>Input Parameters</b> | <p>x: (required) Number for which you want the hyperbolic sine.</p> <p>n: (optional) The precision for the function. Precision means the detail of the result, in terms of number of digits.</p> |
| <b>Output</b>           | returns: Returns the hyperbolic sine.                                                                                                                                                            |

**Example 1**

```
>S X=$$SINH^XLFHYPER(.707)
>W X
.767388542
```

**Example 2**

```
>S X=$$SINH^XLFHYPER(.3,12)
>W X
.30452029345
```

## 29.4.12 \$\$TANH^XLFHYPER(): Hyperbolic Tangent

|                         |                                                                                                                                                                                                                   |
|-------------------------|-------------------------------------------------------------------------------------------------------------------------------------------------------------------------------------------------------------------|
| <b>Reference Type</b>   | Supported                                                                                                                                                                                                         |
| <b>Category</b>         | Hyperbolic Trigonometric Functions                                                                                                                                                                                |
| <b>IA #</b>             | 10144                                                                                                                                                                                                             |
| <b>Description</b>      | This extrinsic function returns the hyperbolic tangent of $x$ ( $\tan x = \sin x / \cos x$ ), with radians output.                                                                                                |
| <b>Format</b>           | <code>\$\$TANH^XLFHYPER(x[, n])</code>                                                                                                                                                                            |
| <b>Input Parameters</b> | <p><b>x:</b> (required) Number for which you want the hyperbolic tangent.</p> <p><b>n:</b> (optional) The precision for the function. Precision means the detail of the result, in terms of number of digits.</p> |
| <b>Output</b>           | <b>returns:</b> Returns the hyperbolic tangent.                                                                                                                                                                   |

### Example

```
>S X=$$TANH^XLFHYPER(3,12)
>W X
.99505475368
```

## 29.5 Mathematical Functions—XLFMTH

These calls are provided as an enhancement to what is offered in standard M. In addition, extended math functions provide mathematical operations with adjustable and higher precision. Additional trigonometric functions are available. Angles can be specified either in decimal format or in degrees:minutes:seconds.



**NOTE:** Each optional parameter in brackets [ ] denotes the maximum and default precision for the function. Precision means the detail of the result, in terms of number of digits.

### 29.5.1 \$\$ABS^XLFMTH(): Absolute Value

|                         |                                                                        |
|-------------------------|------------------------------------------------------------------------|
| <b>Reference Type</b>   | Supported                                                              |
| <b>Category</b>         | Math Functions                                                         |
| <b>IA #</b>             | 10105                                                                  |
| <b>Description</b>      | This extrinsic function returns the absolute value of the number in x. |
| <b>Format</b>           | <code>\$\$ABS^XLFMTH(x)</code>                                         |
| <b>Input Parameters</b> | x: (required) Number for which you want the absolute value.            |
| <b>Output</b>           | returns: Returns the absolute value of a number.                       |

#### Example

```
>S X=$$ABS^XLFMTH(-42.45)
>W X
42.45
```

### 29.5.2 \$\$ACOS^XLFMTH(): Arc-cosine (Radians)

|                       |                                                                      |
|-----------------------|----------------------------------------------------------------------|
| <b>Reference Type</b> | Supported                                                            |
| <b>Category</b>       | Math Functions                                                       |
| <b>IA #</b>           | 10105                                                                |
| <b>Description</b>    | This extrinsic function returns the arc-cosine, with radians output. |
| <b>Format</b>         | <code>\$\$ACOS^XLFMTH(x[,n])</code>                                  |

|                         |          |                                                                                                                    |
|-------------------------|----------|--------------------------------------------------------------------------------------------------------------------|
| <b>Input Parameters</b> | x:       | (required) Number for which you want the arc-cosine in radians.                                                    |
|                         | n:       | (optional) The precision for the function. Precision means the detail of the result, in terms of number of digits. |
| <b>Output</b>           | returns: | Returns the arc-cosine of a number output in radians.                                                              |

**Example**

```
>S X=$$ACOS^XLFMTH(.5)
>W X
1.047197551
```

**29.5.3 \$\$ACOSDEG^XLFMTH(): Arc-cosine (Degrees)**

|                         |                                                                      |                                                                                                                    |
|-------------------------|----------------------------------------------------------------------|--------------------------------------------------------------------------------------------------------------------|
| <b>Reference Type</b>   | Supported                                                            |                                                                                                                    |
| <b>Category</b>         | Math Functions                                                       |                                                                                                                    |
| <b>IA #</b>             | 10105                                                                |                                                                                                                    |
| <b>Description</b>      | This extrinsic function returns the arc-cosine, with degrees output. |                                                                                                                    |
| <b>Format</b>           | <code>\$\$ACOSDEG^XLFMTH(x[,n])</code>                               |                                                                                                                    |
| <b>Input Parameters</b> | x:                                                                   | (required) Number for which you want the arc-cosine in degrees.                                                    |
|                         | n:                                                                   | (optional) The precision for the function. Precision means the detail of the result, in terms of number of digits. |
| <b>Output</b>           | returns:                                                             | Returns the arc-cosine of a number output in degrees.                                                              |

**Example**

```
>S X=$$ACOSDEG^XLFMTH(.5)
>W X
60
```

### 29.5.4 **\$\$ACOT^XLFMTH(): Arc-cotangent (Radians)**

|                         |                                                                                                                                                                                                                         |
|-------------------------|-------------------------------------------------------------------------------------------------------------------------------------------------------------------------------------------------------------------------|
| <b>Reference Type</b>   | Supported                                                                                                                                                                                                               |
| <b>Category</b>         | Math Functions                                                                                                                                                                                                          |
| <b>IA #</b>             | 10105                                                                                                                                                                                                                   |
| <b>Description</b>      | This extrinsic function returns the arc-cotangent, with radians output.                                                                                                                                                 |
| <b>Format</b>           | <code>\$\$ACOT^XLFMTH(x[,n])</code>                                                                                                                                                                                     |
| <b>Input Parameters</b> | <p><b>x:</b> (required) Number for which you want the arc-cotangent in radians.</p> <p><b>n:</b> (optional) The precision for the function. Precision means the detail of the result, in terms of number of digits.</p> |
| <b>Output</b>           | <b>returns:</b> Returns the arc-cotangent of a number output in radians.                                                                                                                                                |

**Example**

```
>S X=$$ACOT^XLFMTH(.5)
>W X
1.107148718
```

### 29.5.5 **\$\$ACOTDEG^XLFMTH(): Arc-cotangent (Degrees)**

|                         |                                                                                                                                                                                                                         |
|-------------------------|-------------------------------------------------------------------------------------------------------------------------------------------------------------------------------------------------------------------------|
| <b>Reference Type</b>   | Supported                                                                                                                                                                                                               |
| <b>Category</b>         | Math Functions                                                                                                                                                                                                          |
| <b>IA #</b>             | 10105                                                                                                                                                                                                                   |
| <b>Description</b>      | This extrinsic function returns the arc-cotangent, with degrees output.                                                                                                                                                 |
| <b>Format</b>           | <code>\$\$ACOTDEG^XLFMTH(x[,n])</code>                                                                                                                                                                                  |
| <b>Input Parameters</b> | <p><b>x:</b> (required) Number for which you want the arc-cotangent in degrees.</p> <p><b>n:</b> (optional) The precision for the function. Precision means the detail of the result, in terms of number of digits.</p> |
| <b>Output</b>           | <b>returns:</b> Returns the arc-cotangent of a number output in degrees.                                                                                                                                                |

**Example**

```
>S X=$$ACOTDEG^XLFMTH(.5)
>W X
63.43494882
```

**29.5.6 \$\$ACSC^XLFMTH(): Arc-cosecant (Radians)**

|                         |                                                                                                                                                                                                                        |
|-------------------------|------------------------------------------------------------------------------------------------------------------------------------------------------------------------------------------------------------------------|
| <b>Reference Type</b>   | Supported                                                                                                                                                                                                              |
| <b>Category</b>         | Math Functions                                                                                                                                                                                                         |
| <b>IA #</b>             | 10105                                                                                                                                                                                                                  |
| <b>Description</b>      | This extrinsic function returns the arc-cosecant, with radians output.                                                                                                                                                 |
| <b>Format</b>           | <code>\$\$ACSC^XLFMTH(x[,n])</code>                                                                                                                                                                                    |
| <b>Input Parameters</b> | <p><b>x:</b> (required) Number for which you want the arc-cosecant in radians.</p> <p><b>n:</b> (optional) The precision for the function. Precision means the detail of the result, in terms of number of digits.</p> |
| <b>Output</b>           | <b>returns:</b> Returns the arc-cosecant of a number output in radians.                                                                                                                                                |

**Example**

```
>S X=$$ACSC^XLFMTH(1.5)
>W X
.729727656
```

**29.5.7 \$\$ACSCDEG^XLFMTH(): Arc-cosecant (Degrees)**

|                       |                                                                        |
|-----------------------|------------------------------------------------------------------------|
| <b>Reference Type</b> | Supported                                                              |
| <b>Category</b>       | Math Functions                                                         |
| <b>IA #</b>           | 10105                                                                  |
| <b>Description</b>    | This extrinsic function returns the arc-cosecant, with degrees output. |
| <b>Format</b>         | <code>\$\$ACSCDEG^XLFMTH(x[,n])</code>                                 |

|                         |          |                                                                                                                    |
|-------------------------|----------|--------------------------------------------------------------------------------------------------------------------|
| <b>Input Parameters</b> | x:       | (required) Number for which you want the arc-cosecant in degrees.                                                  |
|                         | n:       | (optional) The precision for the function. Precision means the detail of the result, in terms of number of digits. |
| <b>Output</b>           | returns: | Returns the arc-cosecant of a number output in degrees.                                                            |

**Example**

```
>S X=$$ACSCDEG^XLFMTH(1.5)
>W X
41.8103149
```

**29.5.8 \$\$ASEC^XLFMTH(): Arc-secant (Radians)**

|                         |                                                                      |                                                                                                                    |
|-------------------------|----------------------------------------------------------------------|--------------------------------------------------------------------------------------------------------------------|
| <b>Reference Type</b>   | Supported                                                            |                                                                                                                    |
| <b>Category</b>         | Math Functions                                                       |                                                                                                                    |
| <b>IA #</b>             | 10105                                                                |                                                                                                                    |
| <b>Description</b>      | This extrinsic function returns the arc-secant, with radians output. |                                                                                                                    |
| <b>Format</b>           | <code>\$\$ASEC^XLFMTH(x[,n])</code>                                  |                                                                                                                    |
| <b>Input Parameters</b> | x:                                                                   | (required) Number for which you want the arc-secant in radians.                                                    |
|                         | n:                                                                   | (optional) The precision for the function. Precision means the detail of the result, in terms of number of digits. |
| <b>Output</b>           | returns:                                                             | Returns the arc-secant of a number output in radians.                                                              |

**Example**

```
>S X=$$ASEC^XLFMTH(1.5)
>W X
.841068671
```



## 29.5.9 \$\$ASECDEG^XLFMTH(): Arc-secant (Degrees)

|                         |                                                                                                                                                                                                        |
|-------------------------|--------------------------------------------------------------------------------------------------------------------------------------------------------------------------------------------------------|
| <b>Reference Type</b>   | Supported                                                                                                                                                                                              |
| <b>Category</b>         | Math Functions                                                                                                                                                                                         |
| <b>IA #</b>             | 10105                                                                                                                                                                                                  |
| <b>Description</b>      | This extrinsic function returns the arc-secant, with degrees output.                                                                                                                                   |
| <b>Format</b>           | <code>\$\$ASECDEG^XLFMTH(x[,n])</code>                                                                                                                                                                 |
| <b>Input Parameters</b> | <p>x: (required) Number for which you want the arc-secant in degrees.</p> <p>n: (optional) The precision for the function. Precision means the detail of the result, in terms of number of digits.</p> |
| <b>Output</b>           | returns: Returns the arc-secant of a number output in degrees.                                                                                                                                         |

### Example

```
>S X=$$ASECDEG^XLFMTH(1.5)
```

```
>W X
48.1896851
```

## 29.5.10 \$\$ASIN^XLFMTH(): Arc-sine (Radians)

|                         |                                                                                                                                                                                                      |
|-------------------------|------------------------------------------------------------------------------------------------------------------------------------------------------------------------------------------------------|
| <b>Reference Type</b>   | Supported                                                                                                                                                                                            |
| <b>Category</b>         | Math Functions                                                                                                                                                                                       |
| <b>IA #</b>             | 10105                                                                                                                                                                                                |
| <b>Description</b>      | This extrinsic function returns the arc-sine, with radians output.                                                                                                                                   |
| <b>Format</b>           | <code>\$\$ASIN^XLFMTH(x[,n])</code>                                                                                                                                                                  |
| <b>Input Parameters</b> | <p>x: (required) Number for which you want the arc-sine in radians.</p> <p>n: (optional) The precision for the function. Precision means the detail of the result, in terms of number of digits.</p> |
| <b>Output</b>           | returns: Returns the arc-sine of a number output in radians.                                                                                                                                         |

**Example**

```
>S X=$$ASIN^XLFMTH(.5)
>W X
.523598776
```

**29.5.11 \$\$ASINDEG^XLFMTH(): Arc-sine (Degrees)**

|                         |                                                                                                                                                                                                      |
|-------------------------|------------------------------------------------------------------------------------------------------------------------------------------------------------------------------------------------------|
| <b>Reference Type</b>   | Supported                                                                                                                                                                                            |
| <b>Category</b>         | Math Functions                                                                                                                                                                                       |
| <b>IA #</b>             | 10105                                                                                                                                                                                                |
| <b>Description</b>      | This extrinsic function returns the arc-sine, with degrees output.                                                                                                                                   |
| <b>Format</b>           | <code>\$\$ASINDEG^XLFMTH(x[,n])</code>                                                                                                                                                               |
| <b>Input Parameters</b> | <p>x: (required) Number for which you want the arc-sine in degrees.</p> <p>n: (optional) The precision for the function. Precision means the detail of the result, in terms of number of digits.</p> |
| <b>Output</b>           | returns: Returns the arc-sine of a number output in degrees.                                                                                                                                         |

**Example**

```
>S X=$$ASINDEG^XLFMTH(.5)
>W X
30
```

**29.5.12 \$\$ATAN^XLFMTH(): Arc-tangent (Radians)**

|                       |                                                                       |
|-----------------------|-----------------------------------------------------------------------|
| <b>Reference Type</b> | Supported                                                             |
| <b>Category</b>       | Math Functions                                                        |
| <b>IA #</b>           | 10105                                                                 |
| <b>Description</b>    | This extrinsic function returns the arc-tangent, with radians output. |
| <b>Format</b>         | <code>\$\$ATAN^XLFMTH(x[,n])</code>                                   |

|                         |          |                                                                                                                    |
|-------------------------|----------|--------------------------------------------------------------------------------------------------------------------|
| <b>Input Parameters</b> | x:       | (required) Number for which you want the arc-tangent in radians.                                                   |
|                         | n:       | (optional) The precision for the function. Precision means the detail of the result, in terms of number of digits. |
| <b>Output</b>           | returns: | Returns the arc-tangent of a number output in radians.                                                             |

**Example**

```
>S X=$$ATAN^XLFMTH(.5)
>W X
.463647609
```

**29.5.13 \$\$ATANDEG^XLFMTH(): Arc-tangent (Degrees)**

|                         |                                                                       |                                                                                                                    |
|-------------------------|-----------------------------------------------------------------------|--------------------------------------------------------------------------------------------------------------------|
| <b>Reference Type</b>   | Supported                                                             |                                                                                                                    |
| <b>Category</b>         | Math Functions                                                        |                                                                                                                    |
| <b>IA #</b>             | 10105                                                                 |                                                                                                                    |
| <b>Description</b>      | This extrinsic function returns the arc-tangent, with degrees output. |                                                                                                                    |
| <b>Format</b>           | <code>\$\$ATANDEG^XLFMTH(x[,n])</code>                                |                                                                                                                    |
| <b>Input Parameters</b> | x:                                                                    | (required) Number for which you want the arc-tangent in degrees.                                                   |
|                         | n:                                                                    | (optional) The precision for the function. Precision means the detail of the result, in terms of number of digits. |
| <b>Output</b>           | returns:                                                              | Returns the arc-tangent of a number output in degrees.                                                             |

**Example**

```
>S X=$$ATANDEG^XLFMTH(.5)
>W X
26.56505118
```

## 29.5.14 \$\$COS^XLFMTH(): Cosine (Radians)

|                         |                                                                                                                                                                                                                     |
|-------------------------|---------------------------------------------------------------------------------------------------------------------------------------------------------------------------------------------------------------------|
| <b>Reference Type</b>   | Supported                                                                                                                                                                                                           |
| <b>Category</b>         | Math Functions                                                                                                                                                                                                      |
| <b>IA #</b>             | 10105                                                                                                                                                                                                               |
| <b>Description</b>      | This extrinsic function returns the cosine, with radians input.                                                                                                                                                     |
| <b>Format</b>           | <code>\$\$COS^XLFMTH(x[,n])</code>                                                                                                                                                                                  |
| <b>Input Parameters</b> | <p><b>x:</b> (required) Radians input number for which you want the cosine.</p> <p><b>n:</b> (optional) The precision for the function. Precision means the detail of the result, in terms of number of digits.</p> |
| <b>Output</b>           | <b>returns:</b> Returns the cosine of radians input number.                                                                                                                                                         |

### Example

```
>S X=$$COS^XLFMTH(1.5)
```

```
>W X
.070737202
```

## 29.5.15 \$\$COSDEG^XLFMTH(): Cosine (Degrees)

|                         |                                                                                                                                                                                                                     |
|-------------------------|---------------------------------------------------------------------------------------------------------------------------------------------------------------------------------------------------------------------|
| <b>Reference Type</b>   | Supported                                                                                                                                                                                                           |
| <b>Category</b>         | Math Functions                                                                                                                                                                                                      |
| <b>IA #</b>             | 10105                                                                                                                                                                                                               |
| <b>Description</b>      | This extrinsic function returns the cosine, with degrees input.                                                                                                                                                     |
| <b>Format</b>           | <code>\$\$COSDEG^XLFMTH(x[,n])</code>                                                                                                                                                                               |
| <b>Input Parameters</b> | <p><b>x:</b> (required) Degrees input number for which you want the cosine.</p> <p><b>n:</b> (optional) The precision for the function. Precision means the detail of the result, in terms of number of digits.</p> |
| <b>Output</b>           | <b>returns:</b> Returns the cosine of degrees input number.                                                                                                                                                         |

**Example**

```
>S X=$$COSDEG^XLFMTH(45)

>W X
.707106781
```

**29.5.16 \$\$COT^XLFMTH(): Cotangent (Radians)**

|                         |                                                                                                                                                                                                          |
|-------------------------|----------------------------------------------------------------------------------------------------------------------------------------------------------------------------------------------------------|
| <b>Reference Type</b>   | Supported                                                                                                                                                                                                |
| <b>Category</b>         | Math Functions                                                                                                                                                                                           |
| <b>IA #</b>             | 10105                                                                                                                                                                                                    |
| <b>Description</b>      | This extrinsic function returns the cotangent, with radians input.                                                                                                                                       |
| <b>Format</b>           | <code>\$\$COT^XLFMTH(x[,n])</code>                                                                                                                                                                       |
| <b>Input Parameters</b> | <p>x: (required) Radians input number for which you want the cotangent.</p> <p>n: (optional) The precision for the function. Precision means the detail of the result, in terms of number of digits.</p> |
| <b>Output</b>           | returns: Returns the cotangent of radians input number.                                                                                                                                                  |

**Example**

```
>S X=$$COT^XLFMTH(1.5)

>W X
.070914844
```

**29.5.17 \$\$COTDEG^XLFMTH(): Cotangent (Degrees)**

|                       |                                                                    |
|-----------------------|--------------------------------------------------------------------|
| <b>Reference Type</b> | Supported                                                          |
| <b>Category</b>       | Math Functions                                                     |
| <b>IA #</b>           | 10105                                                              |
| <b>Description</b>    | This extrinsic function returns the cotangent, with degrees input. |
| <b>Format</b>         | <code>\$\$COTDEG^XLFMTH(x[,n])</code>                              |

|                         |          |                                                                                                                    |
|-------------------------|----------|--------------------------------------------------------------------------------------------------------------------|
| <b>Input Parameters</b> | x:       | (required) Degrees input number for which you want the cotangent.                                                  |
|                         | n:       | (optional) The precision for the function. Precision means the detail of the result, in terms of number of digits. |
| <b>Output</b>           | returns: | Returns the cotangent of degrees input number.                                                                     |

**Example**

```
>S X=$$COTDEG^XLFMTH(45)
>W X
1
```

**29.5.18 \$\$CSC^XLFMTH(): Cosecant (Radians)**

|                         |                                                                   |                                                                                                                    |
|-------------------------|-------------------------------------------------------------------|--------------------------------------------------------------------------------------------------------------------|
| <b>Reference Type</b>   | Supported                                                         |                                                                                                                    |
| <b>Category</b>         | Math Functions                                                    |                                                                                                                    |
| <b>IA #</b>             | 10105                                                             |                                                                                                                    |
| <b>Description</b>      | This extrinsic function returns the cosecant, with radians input. |                                                                                                                    |
| <b>Format</b>           | <code>\$\$CSC^XLFMTH(x[,n])</code>                                |                                                                                                                    |
| <b>Input Parameters</b> | x:                                                                | (required) Radians input number for which you want the cosecant.                                                   |
|                         | n:                                                                | (optional) The precision for the function. Precision means the detail of the result, in terms of number of digits. |
| <b>Output</b>           | returns:                                                          | Returns the cosecant of radians input number.                                                                      |

**Example**

```
>S X=$$CSC^XLFMTH(1.5)
>W X
1.002511304
```

## 29.5.19 \$\$CSCDEG^XLFMTH(): Cosecant (Degrees)

|                         |                                                                                                                                                                                                         |
|-------------------------|---------------------------------------------------------------------------------------------------------------------------------------------------------------------------------------------------------|
| <b>Reference Type</b>   | Supported                                                                                                                                                                                               |
| <b>Category</b>         | Math Functions                                                                                                                                                                                          |
| <b>IA #</b>             | 10105                                                                                                                                                                                                   |
| <b>Description</b>      | This extrinsic function returns the cosecant, with degrees input.                                                                                                                                       |
| <b>Format</b>           | $$$CSCDEG^XLFMTH(x[,n])$                                                                                                                                                                                |
| <b>Input Parameters</b> | <p>x: (required) Degrees input number for which you want the cosecant.</p> <p>n: (optional) The precision for the function. Precision means the detail of the result, in terms of number of digits.</p> |
| <b>Output</b>           | returns: Returns the cosecant of degrees input number.                                                                                                                                                  |

### Example

```
>S X=$$CSCDEG^XLFMTH(45)
```

```
>W X
1.414213562
```

## 29.5.20 \$\$DECDMS^XLFMTH(): Convert Decimals to Degrees:Minutes:Seconds

|                         |                                                                                                                                                                                                            |
|-------------------------|------------------------------------------------------------------------------------------------------------------------------------------------------------------------------------------------------------|
| <b>Reference Type</b>   | Supported                                                                                                                                                                                                  |
| <b>Category</b>         | Math Functions                                                                                                                                                                                             |
| <b>IA #</b>             | 10105                                                                                                                                                                                                      |
| <b>Description</b>      | This extrinsic function converts a number from decimal to degrees:minutes:seconds.                                                                                                                         |
| <b>Format</b>           | $$$DECDMS^XLFMTH(x[,n])$                                                                                                                                                                                   |
| <b>Input Parameters</b> | <p>x: (required) Decimal number to be converted to degree:minutes:second.</p> <p>n: (optional) The precision for the function. Precision means the detail of the result, in terms of number of digits.</p> |
| <b>Output</b>           | returns: Returns the converted decimal input number to degrees:minutes:seconds.                                                                                                                            |

**Example**

```
>S X=$$DECDMS^XLFMTH(30.7)
```

```
>W X
30:42:0
```

**29.5.21 \$\$DMSDEC^XLFMTH(): Convert Degrees:Minutes:Seconds to Decimal**

|                         |                                                                                                                                                                                                                                  |
|-------------------------|----------------------------------------------------------------------------------------------------------------------------------------------------------------------------------------------------------------------------------|
| <b>Reference Type</b>   | Supported                                                                                                                                                                                                                        |
| <b>Category</b>         | Math Functions                                                                                                                                                                                                                   |
| <b>IA #</b>             | 10105                                                                                                                                                                                                                            |
| <b>Description</b>      | This extrinsic function converts a number from degrees:minutes:seconds to a decimal.                                                                                                                                             |
| <b>Format</b>           | <code>\$\$DMSDEC^XLFMTH(x[,n])</code>                                                                                                                                                                                            |
| <b>Input Parameters</b> | <p><b>x:</b> (required) Degrees:minutes:seconds input number to be converted to decimal.</p> <p><b>n:</b> (optional) The precision for the function. Precision means the detail of the result, in terms of number of digits.</p> |
| <b>Output</b>           | <b>returns:</b> Returns the converted degrees:minutes:seconds input number to decimal.                                                                                                                                           |

**Example**

```
>S X=$$DMSDEC^XLFMTH("30:42:0")
```

```
>W X
30.7
```



## 29.5.22 \$\$DTR^XLFMTH(): Convert Degrees to Radians

|                         |                                                                                                                                                                                                    |
|-------------------------|----------------------------------------------------------------------------------------------------------------------------------------------------------------------------------------------------|
| <b>Reference Type</b>   | Supported                                                                                                                                                                                          |
| <b>Category</b>         | Math Functions                                                                                                                                                                                     |
| <b>IA #</b>             | 10105                                                                                                                                                                                              |
| <b>Description</b>      | This extrinsic function converts degrees to radians.                                                                                                                                               |
| <b>Format</b>           | <code>\$\$DTR^XLFMTH(x[,n])</code>                                                                                                                                                                 |
| <b>Input Parameters</b> | <p>x: (required) Degrees input number to be converted to radians.</p> <p>n: (optional) The precision for the function. Precision means the detail of the result, in terms of number of digits.</p> |
| <b>Output</b>           | returns: Returns the converted degrees input number to radians.                                                                                                                                    |

### Example

```
>S X=$$DTR^XLFMTH(45)
```

```
>W X
.7853981634
```

## 29.5.23 \$\$E^XLFMTH(): e—Natural Logarithm

|                         |                                                                                                                       |
|-------------------------|-----------------------------------------------------------------------------------------------------------------------|
| <b>Reference Type</b>   | Supported                                                                                                             |
| <b>Category</b>         | Math Functions                                                                                                        |
| <b>IA #</b>             | 10105                                                                                                                 |
| <b>Description</b>      | This extrinsic function returns e (natural logarithm).                                                                |
| <b>Format</b>           | <code>\$\$E^XLFMTH([n])</code>                                                                                        |
| <b>Input Parameters</b> | n: (optional) The precision for the function. Precision means the detail of the result, in terms of number of digits. |
| <b>Output</b>           | returns: Returns e, natural logarithm.                                                                                |

**Example**

```
>S X=$$E^XLFMTH(12)

>W X
2.71828182846
```

**29.5.24 \$\$EXP^XLFMTH(): e—Natural Logarithm to the Nth Power**

|                         |                                                                                                                                                                                                              |
|-------------------------|--------------------------------------------------------------------------------------------------------------------------------------------------------------------------------------------------------------|
| <b>Reference Type</b>   | Supported                                                                                                                                                                                                    |
| <b>Category</b>         | Math Functions                                                                                                                                                                                               |
| <b>IA #</b>             | 10105                                                                                                                                                                                                        |
| <b>Description</b>      | This extrinsic function returns <b>e</b> (natural logarithm) to the <b>x</b> power (exponent).                                                                                                               |
| <b>Format</b>           | <code>\$\$EXP^XLFMTH(x[,n])</code>                                                                                                                                                                           |
| <b>Input Parameters</b> | <p><b>x:</b> (required) The power to which you want <b>e</b> raised.</p> <p><b>n:</b> (optional) The precision for the function. Precision means the detail of the result, in terms of number of digits.</p> |
| <b>Output</b>           | <b>returns:</b> Returns the value of <b>e</b> to the specified power.                                                                                                                                        |

**Example**

```
>S X=$$EXP^XLFMTH(1.532)

>W X
4.6274224185
```

**29.5.25 \$\$LN^XLFMTH(): Natural Log (Base e)**

|                       |                                                                               |
|-----------------------|-------------------------------------------------------------------------------|
| <b>Reference Type</b> | Supported                                                                     |
| <b>Category</b>       | Math Functions                                                                |
| <b>IA #</b>           | 10105                                                                         |
| <b>Description</b>    | This extrinsic function returns the natural log of <b>x</b> (Base <b>e</b> ). |
| <b>Format</b>         | <code>\$\$LN^XLFMTH(x[,n])</code>                                             |

|                         |          |                                                                                                                    |
|-------------------------|----------|--------------------------------------------------------------------------------------------------------------------|
| <b>Input Parameters</b> | x:       | (required) Number for which you want the natural log.                                                              |
|                         | n:       | (optional) The precision for the function. Precision means the detail of the result, in terms of number of digits. |
| <b>Output</b>           | returns: | Returns the natural log of a number.                                                                               |

**Example**

```
>S X=$$LN^XLFMTH(4.627426)
>W X
1.532000774
```

**29.5.26 \$\$LOG^XLFMTH(): Logarithm (Base 10)**

|                         |                                                                       |                                                                                                                    |
|-------------------------|-----------------------------------------------------------------------|--------------------------------------------------------------------------------------------------------------------|
| <b>Reference Type</b>   | Supported                                                             |                                                                                                                    |
| <b>Category</b>         | Math Functions                                                        |                                                                                                                    |
| <b>IA #</b>             | 10105                                                                 |                                                                                                                    |
| <b>Description</b>      | This extrinsic function returns the logarithm (Base 10) of <b>x</b> . |                                                                                                                    |
| <b>Format</b>           | <code>\$\$LOG^XLFMTH(x[,n])</code>                                    |                                                                                                                    |
| <b>Input Parameters</b> | x:                                                                    | (required) Number for which you want the logarithm.                                                                |
|                         | n:                                                                    | (optional) The precision for the function. Precision means the detail of the result, in terms of number of digits. |
| <b>Output</b>           | returns:                                                              | Returns the logarithm (Base 10) of input number.                                                                   |

**Example**

```
>S X=$$LOG^XLFMTH(3.1415)
>W X
.4971370641
```

## 29.5.27 \$\$MAX^XLFMTH(): Maximum of Two Numbers

|                         |                                                                                                                                                                                                                                                     |
|-------------------------|-----------------------------------------------------------------------------------------------------------------------------------------------------------------------------------------------------------------------------------------------------|
| <b>Reference Type</b>   | Supported                                                                                                                                                                                                                                           |
| <b>Category</b>         | Math Functions                                                                                                                                                                                                                                      |
| <b>IA #</b>             | 10105                                                                                                                                                                                                                                               |
| <b>Description</b>      | This extrinsic function returns the maximum value by comparing the number in <b>x</b> with the number in <b>y</b> .                                                                                                                                 |
| <b>Format</b>           | <code>\$\$MAX^XLFMTH(x,y)</code>                                                                                                                                                                                                                    |
| <b>Input Parameters</b> | <p><b>x:</b> (required) First number to compare with second number in <b>y</b> to determine which is higher in value.</p> <p><b>y:</b> (required) Second number to compare with first number in <b>x</b> to determine which is higher in value.</p> |
| <b>Output</b>           | returns: Returns the highest number.                                                                                                                                                                                                                |

### Example

```
>S X=$$MAX^XLFMTH(53,24)
>W X
53
```

## 29.5.28 \$\$MIN^XLFMTH(): Minimum of Two Numbers

|                         |                                                                                                                                                                                                                                                   |
|-------------------------|---------------------------------------------------------------------------------------------------------------------------------------------------------------------------------------------------------------------------------------------------|
| <b>Reference Type</b>   | Supported                                                                                                                                                                                                                                         |
| <b>Category</b>         | Math Functions                                                                                                                                                                                                                                    |
| <b>IA #</b>             | 10105                                                                                                                                                                                                                                             |
| <b>Description</b>      | This extrinsic function returns the minimum value by comparing the number in <b>x</b> with the number in <b>y</b> .                                                                                                                               |
| <b>Format</b>           | <code>\$\$MIN^XLFMTH(x,y)</code>                                                                                                                                                                                                                  |
| <b>Input Parameters</b> | <p><b>x:</b> (required) First number to compare with second number in <b>y</b> to determine which is lower in value.</p> <p><b>y:</b> (required) Second number to compare with first number in <b>x</b> to determine which is lower in value.</p> |
| <b>Output</b>           | returns: Returns the lowest number.                                                                                                                                                                                                               |

**Example**

```
>S X=$$MIN^XLFMTH(53,24)

>W X
24
```

**29.5.29 \$\$PI^XLFMTH(): PI**

|                         |                                                                                                                       |
|-------------------------|-----------------------------------------------------------------------------------------------------------------------|
| <b>Reference Type</b>   | Supported                                                                                                             |
| <b>Category</b>         | Math Functions                                                                                                        |
| <b>IA #</b>             | 10105                                                                                                                 |
| <b>Description</b>      | This extrinsic function returns pi.                                                                                   |
| <b>Format</b>           | <code>\$\$PI^XLFMTH([n])</code>                                                                                       |
| <b>Input Parameters</b> | n: (optional) The precision for the function. Precision means the detail of the result, in terms of number of digits. |
| <b>Output</b>           | returns: Returns pi.                                                                                                  |

**Example**

```
>S X=$$PI^XLFMTH(12)

>W X
3.14159265359
```

**29.5.30 \$\$PWR^XLFMTH(): X to the Y Power**

|                       |                                                                                                        |
|-----------------------|--------------------------------------------------------------------------------------------------------|
| <b>Reference Type</b> | Supported                                                                                              |
| <b>Category</b>       | Math Functions                                                                                         |
| <b>IA #</b>           | 10105                                                                                                  |
| <b>Description</b>    | This extrinsic function returns <b>x</b> to the <b>y</b> power. This function makes use of LN and EXP. |
| <b>Format</b>         | <code>\$\$PWR^XLFMTH(x,y[,n])</code>                                                                   |

|                         |          |                                                                                                                    |
|-------------------------|----------|--------------------------------------------------------------------------------------------------------------------|
| <b>Input Parameters</b> | x:       | (required) Number for which you want the exponent value.                                                           |
|                         | y:       | (required) The exponent to which the input number ( <b>x</b> ) should be raised.                                   |
|                         | n:       | (optional) The precision for the function. Precision means the detail of the result, in terms of number of digits. |
| <b>Output</b>           | returns: | Returns the exponent value.                                                                                        |

**Example**

```
>S X=$PWR^XLFMTH(3.2,1.5)
>W X
5.7243340224
```

**29.5.31 \$\$RTD^XLFMTH(): Convert Radians to Degrees**

|                         |                                                      |                                                                                                                    |
|-------------------------|------------------------------------------------------|--------------------------------------------------------------------------------------------------------------------|
| <b>Reference Type</b>   | Supported                                            |                                                                                                                    |
| <b>Category</b>         | Math Functions                                       |                                                                                                                    |
| <b>IA #</b>             | 10105                                                |                                                                                                                    |
| <b>Description</b>      | This extrinsic function converts radians to degrees. |                                                                                                                    |
| <b>Format</b>           | <code>\$\$RTD^XLFMTH(x[,n])</code>                   |                                                                                                                    |
| <b>Input Parameters</b> | x:                                                   | (required) Radians input number to be converted to degrees.                                                        |
|                         | n:                                                   | (optional) The precision for the function. Precision means the detail of the result, in terms of number of digits. |
| <b>Output</b>           | returns:                                             | Returns the converted radians input number to degrees.                                                             |

**Example**

```
>S X=$$RTD^XLFMTH(1.5,12)
>W X
85.9436692696
```

### 29.5.32 \$\$SD^XLFMTH(): Standard Deviation

|                         |                                                                                                                                                                                                                                                                         |                   |                 |                  |                            |                 |                   |
|-------------------------|-------------------------------------------------------------------------------------------------------------------------------------------------------------------------------------------------------------------------------------------------------------------------|-------------------|-----------------|------------------|----------------------------|-----------------|-------------------|
| <b>Reference Type</b>   | Supported                                                                                                                                                                                                                                                               |                   |                 |                  |                            |                 |                   |
| <b>Category</b>         | Math Functions                                                                                                                                                                                                                                                          |                   |                 |                  |                            |                 |                   |
| <b>IA #</b>             | 10105                                                                                                                                                                                                                                                                   |                   |                 |                  |                            |                 |                   |
| <b>Description</b>      | This extrinsic function returns the standard deviation. Standard deviation is defined as:<br><br>"A measure of variability equal to the square root of the arithmetic average of the squares of the deviations from the mean in a frequency distribution." <sup>1</sup> |                   |                 |                  |                            |                 |                   |
| <b>Format</b>           | <code>\$\$SD^XLFMTH(%s1,%s2,%n)</code>                                                                                                                                                                                                                                  |                   |                 |                  |                            |                 |                   |
| <b>Input Parameters</b> | <table> <tr> <td><code>%s1:</code></td> <td>(required) Sum.</td> </tr> <tr> <td><code>%s2</code></td> <td>(required) Sum of squares.</td> </tr> <tr> <td><code>%n</code></td> <td>(required) Count.</td> </tr> </table>                                                 | <code>%s1:</code> | (required) Sum. | <code>%s2</code> | (required) Sum of squares. | <code>%n</code> | (required) Count. |
| <code>%s1:</code>       | (required) Sum.                                                                                                                                                                                                                                                         |                   |                 |                  |                            |                 |                   |
| <code>%s2</code>        | (required) Sum of squares.                                                                                                                                                                                                                                              |                   |                 |                  |                            |                 |                   |
| <code>%n</code>         | (required) Count.                                                                                                                                                                                                                                                       |                   |                 |                  |                            |                 |                   |
| <b>Output</b>           | returns: Returns the standard deviation.                                                                                                                                                                                                                                |                   |                 |                  |                            |                 |                   |

#### Example

```
>S X=$$SD^XLFMTH(5,25,2)
>W X
3.53553390593
```

### 29.5.33 \$\$SEC^XLFMTH(): Secant (Radians)

|                       |                                                                             |
|-----------------------|-----------------------------------------------------------------------------|
| <b>Reference Type</b> | Supported                                                                   |
| <b>Category</b>       | Math Functions                                                              |
| <b>IA #</b>           | 10105                                                                       |
| <b>Description</b>    | This extrinsic function returns the secant of a number, with radians input. |
| <b>Format</b>         | <code>\$\$SEC^XLFMTH(x[,n])</code>                                          |

<sup>1</sup> Definition as taken from: *Webster's New World College Dictionary*, Fourth Edition; Michael Agnes, Editor in Chief; David B. Guralink, Editor in Chief Emeritus; Copyright 2001, 2000, 1999 by IDG Books Worldwide, Inc.; ISBN 0-02-863118-8.

|                         |          |                                                                                                                    |
|-------------------------|----------|--------------------------------------------------------------------------------------------------------------------|
| <b>Input Parameters</b> | x:       | (required) Number in radians for which you want the secant.                                                        |
|                         | n:       | (optional) The precision for the function. Precision means the detail of the result, in terms of number of digits. |
| <b>Output</b>           | returns: | Returns the secant of radians input number.                                                                        |

**Example**

```
>S X=$$SEC^XLFMTH(1.5)
>W X
14.1368329
```

**29.5.34 \$\$SECDEG^XLFMTH(): Secant (Degrees)**

|                         |                                                                             |                                                                                                                    |
|-------------------------|-----------------------------------------------------------------------------|--------------------------------------------------------------------------------------------------------------------|
| <b>Reference Type</b>   | Supported                                                                   |                                                                                                                    |
| <b>Category</b>         | Math Functions                                                              |                                                                                                                    |
| <b>IA #</b>             | 10105                                                                       |                                                                                                                    |
| <b>Description</b>      | This extrinsic function returns the secant of a number, with degrees input. |                                                                                                                    |
| <b>Format</b>           | <code>\$\$SECDEG^XLFMTH(x[,n])</code>                                       |                                                                                                                    |
| <b>Input Parameters</b> | x:                                                                          | (required) Number in degrees for which you want the secant.                                                        |
|                         | n:                                                                          | (optional) The precision for the function. Precision means the detail of the result, in terms of number of digits. |
| <b>Output</b>           | returns:                                                                    | Returns the secant of degrees input number.                                                                        |

**Example**

```
>S X=$$SECDEG^XLFMTH(45)
>W X
1.414213562
```



### 29.5.35 \$\$SIN^XLFMTH(): Sine (Radians)

|                         |                                                                                                                                                                                                  |
|-------------------------|--------------------------------------------------------------------------------------------------------------------------------------------------------------------------------------------------|
| <b>Reference Type</b>   | Supported                                                                                                                                                                                        |
| <b>Category</b>         | Math Functions                                                                                                                                                                                   |
| <b>IA #</b>             | 10105                                                                                                                                                                                            |
| <b>Description</b>      | This extrinsic function returns the sine of a number, with radians input.                                                                                                                        |
| <b>Format</b>           | <code>\$\$SIN^XLFMTH(x[,n])</code>                                                                                                                                                               |
| <b>Input Parameters</b> | <p>x: (required) Number in radians for which you want the sine.</p> <p>n: (optional) The precision for the function. Precision means the detail of the result, in terms of number of digits.</p> |
| <b>Output</b>           | returns: Returns the sine of radians input number.                                                                                                                                               |

#### Example

```
>S X=$$SIN^XLFMTH(.7853982)
>W X
.707106807
```

### 29.5.36 \$\$SINDEG^XLFMTH(): Sine (Degrees)

|                         |                                                                                                                                                                                                  |
|-------------------------|--------------------------------------------------------------------------------------------------------------------------------------------------------------------------------------------------|
| <b>Reference Type</b>   | Supported                                                                                                                                                                                        |
| <b>Category</b>         | Math Functions                                                                                                                                                                                   |
| <b>IA #</b>             | 10105                                                                                                                                                                                            |
| <b>Description</b>      | This extrinsic function returns the sine of a number, with degrees input.                                                                                                                        |
| <b>Format</b>           | <code>\$\$SINDEG^XLFMTH(x[,n])</code>                                                                                                                                                            |
| <b>Input Parameters</b> | <p>x: (required) Number in degrees for which you want the sine.</p> <p>n: (optional) The precision for the function. Precision means the detail of the result, in terms of number of digits.</p> |
| <b>Output</b>           | returns: Returns the sine of degrees input number.                                                                                                                                               |

**Example**

```
>S X=$$SINDEG^XLFMTH(45)
>W X
.707106781
```

**29.5.37 \$\$SQRT^XLFMTH(): Square Root**

|                         |                                                                                                                                                                                                                                                                      |    |                                                       |    |                                                                                                                    |
|-------------------------|----------------------------------------------------------------------------------------------------------------------------------------------------------------------------------------------------------------------------------------------------------------------|----|-------------------------------------------------------|----|--------------------------------------------------------------------------------------------------------------------|
| <b>Reference Type</b>   | Supported                                                                                                                                                                                                                                                            |    |                                                       |    |                                                                                                                    |
| <b>Category</b>         | Math Functions                                                                                                                                                                                                                                                       |    |                                                       |    |                                                                                                                    |
| <b>IA #</b>             | 10105                                                                                                                                                                                                                                                                |    |                                                       |    |                                                                                                                    |
| <b>Description</b>      | This extrinsic function returns the square root of a number.                                                                                                                                                                                                         |    |                                                       |    |                                                                                                                    |
| <b>Format</b>           | \$\$SQRT^XLFMTH(x[,n])                                                                                                                                                                                                                                               |    |                                                       |    |                                                                                                                    |
| <b>Input Parameters</b> | <table border="0"> <tr> <td>x:</td> <td>(required) Number for which you want the square root.</td> </tr> <tr> <td>n:</td> <td>(optional) The precision for the function. Precision means the detail of the result, in terms of number of digits.</td> </tr> </table> | x: | (required) Number for which you want the square root. | n: | (optional) The precision for the function. Precision means the detail of the result, in terms of number of digits. |
| x:                      | (required) Number for which you want the square root.                                                                                                                                                                                                                |    |                                                       |    |                                                                                                                    |
| n:                      | (optional) The precision for the function. Precision means the detail of the result, in terms of number of digits.                                                                                                                                                   |    |                                                       |    |                                                                                                                    |
| <b>Output</b>           | returns: Returns the square root of input number.                                                                                                                                                                                                                    |    |                                                       |    |                                                                                                                    |

**Example**

```
>S X=$$SQRT^XLFMTH(153)
>W X
12.3693168769
```

**29.5.38 \$\$TAN^XLFMTH(): Tangent (Radians)**

|                       |                                                                                                             |
|-----------------------|-------------------------------------------------------------------------------------------------------------|
| <b>Reference Type</b> | Supported                                                                                                   |
| <b>Category</b>       | Math Functions                                                                                              |
| <b>IA #</b>           | 10105                                                                                                       |
| <b>Description</b>    | This extrinsic function returns the tangent of a number ( $\tan x = \sin x / \cos x$ ), with radians input. |
| <b>Format</b>         | \$\$TAN^XLFMTH(x[,n])                                                                                       |

|                         |          |                                                                                                                    |
|-------------------------|----------|--------------------------------------------------------------------------------------------------------------------|
| <b>Input Parameters</b> | x:       | (required) Number in radians for which you want the tangent.                                                       |
|                         | n:       | (optional) The precision for the function. Precision means the detail of the result, in terms of number of digits. |
| <b>Output</b>           | returns: | Returns the tangent of radians input number.                                                                       |

**Example**

```
>S X=$$TAN^XLFMTH(.7853982)
>W X
1.000000073
```

**29.5.39 \$\$TANDEG^XLFMTH(): Tangent (Degrees)**

|                         |                                                                              |                                                                                                                    |
|-------------------------|------------------------------------------------------------------------------|--------------------------------------------------------------------------------------------------------------------|
| <b>Reference Type</b>   | Supported                                                                    |                                                                                                                    |
| <b>Category</b>         | Math Functions                                                               |                                                                                                                    |
| <b>IA #</b>             | 10105                                                                        |                                                                                                                    |
| <b>Description</b>      | This extrinsic function returns the tangent of a number, with degrees input. |                                                                                                                    |
| <b>Format</b>           | <code>\$\$TANDEG^XLFMTH(x[,n])</code>                                        |                                                                                                                    |
| <b>Input Parameters</b> | x:                                                                           | (required) Number in degrees for which you want the tangent.                                                       |
|                         | n:                                                                           | (optional) The precision for the function. Precision means the detail of the result, in terms of number of digits. |
| <b>Output</b>           | returns:                                                                     | Returns the tangent of degrees input number.                                                                       |

**Example**

```
>S X=$$TANDEG^XLFMTH(45)
>W X
1
```

## 29.6 Measurement Functions—XLFMSMT

This routine contains APIs to allow conversion between U.S. (English) and Metric units.

### 29.6.1 \$\$BSA^XLFMSMT(): Body Surface Area Measurement

|                         |                                                                                         |
|-------------------------|-----------------------------------------------------------------------------------------|
| <b>Reference Type</b>   | Supported                                                                               |
| <b>Category</b>         | Measurement Functions                                                                   |
| <b>IA #</b>             | 3175 & 10143                                                                            |
| <b>Description</b>      | This extrinsic function returns the body surface area.                                  |
| <b>Format</b>           | <code>\$\$BSA^XLFMSMT(ht, wt)</code>                                                    |
| <b>Input Parameters</b> | <p>ht: (required) Height in centimeters.</p> <p>wt: (required) Weight in kilograms.</p> |
| <b>Output</b>           | returns: Returns the body surface area measurement.                                     |

#### Example 1

```
>S X=$$BSA^XLFMSMT(175,86)
>W X
2.02
```

#### Example 2

```
>S X=$$BSA^XLFMSMT($$LENGTH^XLFMSMT(69,"IN","CM"),$$WEIGHT^XLFMSMT(180,"LB","KG"))
>W X
1.98
```

## 29.6.2 \$\$LENGTH^XLFMSMT(): Convert Length Measurement

|                         |                                                                                                                                                                                                                                               |
|-------------------------|-----------------------------------------------------------------------------------------------------------------------------------------------------------------------------------------------------------------------------------------------|
| <b>Reference Type</b>   | Supported                                                                                                                                                                                                                                     |
| <b>Category</b>         | Measurement Functions                                                                                                                                                                                                                         |
| <b>IA #</b>             | 3175 & 10143                                                                                                                                                                                                                                  |
| <b>Description</b>      | This extrinsic function converts U.S. length to Metric length and vice versa. It returns the equivalent value with units.                                                                                                                     |
| <b>Format</b>           | <code>\$\$LENGTH^XLFMSMT(value, from, to)</code>                                                                                                                                                                                              |
| <b>Input Parameters</b> | <p>value: (required) A positive numeric value.</p> <p>from: (required) Unit of measure of the value input parameter (see Table 31).</p> <p>to: (required) Unit of measure to which the value input parameter is converted (see Table 31).</p> |

Valid units in either uppercase or lowercase are:

**Table 31. \$\$LENGTH^XLFMSMT: Valid units**

| Metric         | US        |
|----------------|-----------|
| km—kilometers  | mi—miles  |
| m—meters       | yd—yards  |
| cm—centimeters | ft—feet   |
| mm—millimeters | in—inches |

**Output** returns: Returns the length measurement.

### Example 1

Converting U.S. length to Metric length:

```
>S X=$$LENGTH^XLFMSMT(12,"IN","CM")
>W X
30.48 CM
```

**Example 2**

Converting Metric length to U.S. length:

```
>S X=$$LENGTH^XLFMSMT(30.48,"cm","in")
>W X
12 IN
```

**29.6.3 \$\$TEMP^XLFMSMT(): Convert Temperature Measurement**

**Reference Type** Supported

**Category** Measurement Functions

**IA #** 3175 & 10143

**Description** This extrinsic function converts U.S. temperature to Metric temperature and vice versa. It returns the equivalent value with units.

**Format** \$\$TEMP^XLFMSMT(value,from,to)

**Input Parameters**

value: (required) A positive numeric value.

from: (required) Unit of measure of the value input parameter (see Table 32).

to: (required) Unit of measure to which the value input parameter is converted (see Table 32).

Valid units in either uppercase or lowercase are:

**Table 32. \$\$TEMP^XLFMSMT: Valid units**

| Metric    | US           |
|-----------|--------------|
| C—Celsius | F—Fahrenheit |

**Output** returns: Returns the temperature measurement.

**Example 1**

Converting Fahrenheit to Celsius:

```
>S X=$$TEMP^XLFMSMT(72,"F","C")
>W X
22.222 C
```

**Example 2**

Converting Celsius to Fahrenheit:

```
>S X=$$TEMP^XLFMSMT(0,"c","f")
>W X
32 F
```

**29.6.4 \$\$VOLUME^XLFMSMT(): Convert Volume Measurement**

**Reference Type** Supported

**Category** Measurement Functions

**IA #** 3175 & 10143

**Description** This extrinsic function converts U.S. volume to Metric volume and vice versa. Converts milliliters to cubic inches or quarts or ounces. It returns the equivalent value with units.

**Format** \$\$VOLUME^XLFMSMT(value,from,to)

**Input Parameters**

value: (required) A positive numeric value.

from: (required) Unit of measure of the value input parameter (see Table 33).

to: (required) Unit of measure to which the value input parameter is converted (see Table 33).

Valid units in either uppercase or lowercase are:

**Table 33. \$\$VOLUME^XLFMSMT: Valid units**

| Metric        | US            |
|---------------|---------------|
| kl— kiloliter | cf—cubic feet |
| hl—hectoliter | ci—cubic inch |
| dal—dekaliter | gal—gallon    |
| l—liters      | qt—quart      |
| dl—deciliter  | pt—pint       |
| cl—centiliter | c—cup         |
| ml—milliliter | oz— ounce     |

**Output** returns: Returns the volume measurement.

### Example 1

Converting U.S. volume to Metric volume:

```
>S X=$$VOLUME^XLFFMSMT(12,"CF","ML")
>W X
339800.832 ML
```

### Example 2

Converting Metric volume to U.S. volume:

```
>S X=$$VOLUME^XLFFMSMT(339800.832,"ml","cf")
>W X
11.998 CF
```

## 29.6.5 \$\$WEIGHT^XLFFMSMT(): Convert Weight Measurement

|                       |                                                                                                                                         |
|-----------------------|-----------------------------------------------------------------------------------------------------------------------------------------|
| <b>Reference Type</b> | Supported                                                                                                                               |
| <b>Category</b>       | Measurement Functions                                                                                                                   |
| <b>IA #</b>           | 3175 & 10143                                                                                                                            |
| <b>Description</b>    | This extrinsic function converts U.S. weights to approximate Metric weights and vice versa. It returns the equivalent value with units. |
| <b>Format</b>         | <code>\$\$WEIGHT^XLFFMSMT(value,from,to)</code>                                                                                         |



**Input Parameters**

value: (required) A positive numeric value.

from: (required) Unit of measure of the value input parameter (see Table 34).

to: (required) Unit of measure to which the value input parameter is converted (see Table 34).

Valid units in either uppercase or lowercase are:

**Table 34. \$\$WEIGHT^XLFMSMT: Valid units**

| Metric        | US        |
|---------------|-----------|
| t—metric tons | tn— tons  |
| kg—kilograms  | lb—pounds |
| g—grams       | oz—ounces |
| mg—milligram  | gr—grain  |

**Output** returns: Returns the weight measurement.

### Example 1

Converting U.S. weight to Metric weight:

```
>S X=$$WEIGHT^XLFMSMT(12,"LB","G")
>W X
5448 G
```

### Example 2

Converting Metric weight to U.S. weight:

```
>S X=$$WEIGHT^XLFMSMT(5448,"g","lb")
>W X
12.011 LB
```

## 29.7 String Functions—XLFSTR

These functions are provided to help process strings.

### 29.7.1 \$\$CJ^XLFSTR(): Center Justify String

|                         |                                                                      |                                                                                                                                                            |
|-------------------------|----------------------------------------------------------------------|------------------------------------------------------------------------------------------------------------------------------------------------------------|
| <b>Reference Type</b>   | Supported                                                            |                                                                                                                                                            |
| <b>Category</b>         | String Functions                                                     |                                                                                                                                                            |
| <b>IA #</b>             | 10104                                                                |                                                                                                                                                            |
| <b>Description</b>      | This extrinsic function returns a center justified character string. |                                                                                                                                                            |
| <b>Format</b>           | <code>\$\$CJ^XLFSTR(s,i[,p])</code>                                  |                                                                                                                                                            |
| <b>Input Parameters</b> | s:                                                                   | (required) Character string.                                                                                                                               |
|                         | i:                                                                   | (required) Field size. If this second parameter contains a trailing "T", this extrinsic function returns the output truncated to the field size specified. |
|                         | p:                                                                   | (optional) Pad character.                                                                                                                                  |
| <b>Output</b>           | returns:                                                             | Returns the Center justified string.                                                                                                                       |

#### Example 1

```
>W "[",$$CJ^XLFSTR("SUE",10),"]"
[SUE]
```

#### Example 2

```
>W "[",$$CJ^XLFSTR("SUE",10,"-"),"]"
[---SUE----]
```

#### Example 3

```
>W $$CJ^XLFSTR("123456789",5)
123456789
```

#### Example 4

```
>W $$CJ^XLFSTR(123456789,"5T")
12345
```

## 29.7.2 \$\$INVERT^XLFSTR(): Invert String

|                         |                                                                                                         |
|-------------------------|---------------------------------------------------------------------------------------------------------|
| <b>Reference Type</b>   | Supported                                                                                               |
| <b>Category</b>         | String Functions                                                                                        |
| <b>IA #</b>             | 10104                                                                                                   |
| <b>Description</b>      | This extrinsic function returns an inverted string. It inverts the order of the characters in a string. |
| <b>Format</b>           | <code>\$\$INVERT^XLFSTR(x)</code>                                                                       |
| <b>Input Parameters</b> | x: (required) Character string.                                                                         |
| <b>Output</b>           | returns: Returns the inverted string.                                                                   |

### Example

```
>S X=$$INVERT^XLFSTR("ABC")
>W X
CBA
```

## 29.7.3 \$\$LJ^XLFSTR(): Left Justify String

|                         |                                                                                                                                                               |
|-------------------------|---------------------------------------------------------------------------------------------------------------------------------------------------------------|
| <b>Reference Type</b>   | Supported                                                                                                                                                     |
| <b>Category</b>         | String Functions                                                                                                                                              |
| <b>IA #</b>             | 10104                                                                                                                                                         |
| <b>Description</b>      | This extrinsic function returns a left justified character string.                                                                                            |
| <b>Format</b>           | <code>\$\$LJ^XLFSTR(s, i[, p])</code>                                                                                                                         |
| <b>Input Parameters</b> | s: (required) Character string.                                                                                                                               |
|                         | i: (required) Field size. If this second parameter contains a trailing "T", this extrinsic function returns the output truncated to the field size specified. |
|                         | p: (optional) Pad character.                                                                                                                                  |
| <b>Output</b>           | returns: Returns the left justified string.                                                                                                                   |

### Example 1

```
>W "[",$$LJ^XLFSTR("TOM",10),"]"
[TOM]
```

### Example 2

```
>W "[",$$LJ^XLFSTR("TOM",10,"-"),"]"
[TOM-----]
```

### Example 3

```
>W $$LJ^XLFSTR("123456789",5)
123456789
```

### Example 4

```
>W $$LJ^XLFSTR(123456789,"5T")
12345
```

## 29.7.4 \$\$LOW^XLFSTR(): Convert String to Lowercase

|                         |                                                                             |
|-------------------------|-----------------------------------------------------------------------------|
| <b>Reference Type</b>   | Supported                                                                   |
| <b>Category</b>         | String Functions                                                            |
| <b>IA #</b>             | 10104                                                                       |
| <b>Description</b>      | This extrinsic function returns an input string converted to all Lowercase. |
| <b>Format</b>           | \$\$LOW^XLFSTR(x)                                                           |
| <b>Input Parameters</b> | x: (required) Character string.                                             |
| <b>Output</b>           | returns: Returns the input string converted to all lowercase.               |

### Example

```
>S X=$$LOW^XLFSTR("JUSTICE")

>W X
justice
```

## 29.7.5 \$\$REPEAT^XLFSTR(): Repeat String

|                         |                                                                                                                                            |
|-------------------------|--------------------------------------------------------------------------------------------------------------------------------------------|
| <b>Reference Type</b>   | Supported                                                                                                                                  |
| <b>Category</b>         | String Functions                                                                                                                           |
| <b>IA #</b>             | 10104                                                                                                                                      |
| <b>Description</b>      | This extrinsic function returns a string that repeats the value of <b>x</b> for <b>y</b> number of times.                                  |
| <b>Format</b>           | <code>\$\$REPEAT^XLFSTR(x[,y])</code>                                                                                                      |
| <b>Input Parameters</b> | <p><b>x:</b> (required) Character string to be repeated.</p> <p><b>y:</b> (optional) Number of times to repeat the string in <b>x</b>.</p> |
| <b>Output</b>           | <b>returns:</b> Returns the repeated string.                                                                                               |

### Example 1

```
>S X=$$REPEAT^XLFSTR("-",10)
```

```
>W X
```

```

```

### Example 2

```
>S X=$$REPEAT^XLFSTR("blue water ",5)
```

```
>W X
```

```
blue water blue water blue water blue water blue water
```

## 29.7.6 \$\$REPLACE^XLFSTR(): Replace Strings

|                       |                                                                                                                   |
|-----------------------|-------------------------------------------------------------------------------------------------------------------|
| <b>Reference Type</b> | Supported                                                                                                         |
| <b>Category</b>       | String Functions                                                                                                  |
| <b>IA #</b>           | 10104                                                                                                             |
| <b>Description</b>    | This extrinsic function uses a multi-character \$Translate to return a string with the specified string replaced. |
| <b>Format</b>         | <code>\$\$REPLACE^XLFSTR(in,.spec)</code>                                                                         |

**Input Parameters** in: (required) Input string.  
                           .spec: (required) An array passed by reference.

**Output** returns: Returns the replaced string.

**Example 1**

```
>SET spec("aa")="a",spec("pqr")="alabama"
>S X=$$REPLACE^XLFFSTR("aaaaaaapqraaaaaa",.spec)

>W X
aaaaalabamaaaaa
```

**Example 2**

```
>SET spec("F")="VA File",spec("M")="Man"
>S X=$$REPLACE^XLFFSTR("FM",.spec)

>W X
VA FileMan
```

**29.7.7 \$\$RJ^XLFFSTR(): Right Justify String**

**Reference Type** Supported

**Category** String Functions

**IA #** 10104

**Description** This extrinsic function returns a right justified character string.

**Format** \$\$RJ^XLFFSTR(s,i[,p])

**Input Parameters** s: (required) Character string.  
                           i: (required) Field size. If this second parameter contains a trailing "T", this extrinsic function returns the output truncated to the field size specified.  
                           p: (optional) Pad character.

**Output** returns: Returns the right justified string.

**Example 1**

```
>W "[",$$RJ^XLFSTR("TOM",10),"]"
[TOM]
```

**Example 2**

```
>W "[",$$RJ^XLFSTR("TOM",10,"-"),"]"
[-----TOM]
```

**Example 3**

```
>W $$RJ^XLFSTR("123456789",5)
123456789
```

**Example 4**

```
>W $$RJ^XLFSTR(123456789,"5T")
12345
```

**29.7.8 \$\$SENTENCE^XLFSTR(): Convert String to Sentence Case**

|                         |                                                                                                                                                                                                                                                                                                                                                                                                                                                       |
|-------------------------|-------------------------------------------------------------------------------------------------------------------------------------------------------------------------------------------------------------------------------------------------------------------------------------------------------------------------------------------------------------------------------------------------------------------------------------------------------|
| <b>Reference Type</b>   | Supported                                                                                                                                                                                                                                                                                                                                                                                                                                             |
| <b>Category</b>         | String Functions                                                                                                                                                                                                                                                                                                                                                                                                                                      |
| <b>IA #</b>             | 10104                                                                                                                                                                                                                                                                                                                                                                                                                                                 |
| <b>Description</b>      | Released with Kernel Patch XU*8.0*400, this extrinsic function returns an input string converted to Sentence case. The initial character of each sentence in the input string will be capitalized and the remaining characters in that sentence are returned as all lowercase. The first character of the string begins a sentence. Subsequent sentences are identified as beginning after a period (.), exclamation point (!), or question mark (?). |
| <b>Format</b>           | <code>\$\$SENTENCE^XLFSTR(x)</code>                                                                                                                                                                                                                                                                                                                                                                                                                   |
| <b>Input Parameters</b> | x: (required) Character string.                                                                                                                                                                                                                                                                                                                                                                                                                       |
| <b>Output</b>           | returns: Returns the string converted to Sentence case format.                                                                                                                                                                                                                                                                                                                                                                                        |

### Example

```
>S X=$$SENTENCE^XLFSTR("HELLO WORLD!!! THIS IS A CAPITALIZED SENTENCE. this
isn't.")

>W X
Hello world!!! This is a capitalized sentence. This isn't.
```

## 29.7.9 \$\$STRIP^XLFSTR(): Strip a String

|                         |                                                                                              |
|-------------------------|----------------------------------------------------------------------------------------------|
| <b>Reference Type</b>   | Supported                                                                                    |
| <b>Category</b>         | String Functions                                                                             |
| <b>IA #</b>             | 10104                                                                                        |
| <b>Description</b>      | This extrinsic function returns a string stripped of all instances of a specified character. |
| <b>Format</b>           | \$\$STRIP^XLFSTR(x,y)                                                                        |
| <b>Input Parameters</b> | x: (required) Character string.<br>y: (required) The character to strip out of the string.   |
| <b>Output</b>           | returns: Returns the string stripped of specified character.                                 |

### Example 1

```
>S X=$$STRIP^XLFSTR("hello","e")

>W X
hlllo
```

### Example 2

```
>S X=$$STRIP^XLFSTR("Mississippi","i")

>W X
Mssspp
```



## 29.7.10 \$\$TITLE^XLFSTR(): Convert String to Title Case

|                         |                                                                                                                                                                                                                                                                                                                                                                                                                                                                                                                                                                         |
|-------------------------|-------------------------------------------------------------------------------------------------------------------------------------------------------------------------------------------------------------------------------------------------------------------------------------------------------------------------------------------------------------------------------------------------------------------------------------------------------------------------------------------------------------------------------------------------------------------------|
| <b>Reference Type</b>   | Supported                                                                                                                                                                                                                                                                                                                                                                                                                                                                                                                                                               |
| <b>Category</b>         | String Functions                                                                                                                                                                                                                                                                                                                                                                                                                                                                                                                                                        |
| <b>IA #</b>             | 10104                                                                                                                                                                                                                                                                                                                                                                                                                                                                                                                                                                   |
| <b>Description</b>      | Released with Kernel Patch XU*8.0*400, this extrinsic function returns an input string converted to Title case. The initial letter of the first block of characters (i.e., word) in the input string is capitalized and the remaining characters of that first word are returned as all lowercase. Also, the initial letter of any subsequent word in the input string is capitalized and the remaining characters in that word are returned as all lowercase. A word is identified when it is preceded by at least one space, except for the first word in the string. |
| <b>Format</b>           | <code>\$\$TITLE^XLFSTR(x)</code>                                                                                                                                                                                                                                                                                                                                                                                                                                                                                                                                        |
| <b>Input Parameters</b> | <code>x:</code> (required) Character string.                                                                                                                                                                                                                                                                                                                                                                                                                                                                                                                            |
| <b>Output</b>           | <code>returns:</code> Returns the string converted to Title case format.                                                                                                                                                                                                                                                                                                                                                                                                                                                                                                |

### Example

```
>S X=$$TITLE^XLFSTR("HELLO WORLD!!! THIS IS A title-form SENTENCE. so is this.")
>W X
Hello World!!! This Is A Title-form Sentence. So Is This.
```

## 29.7.11 \$\$TRIM^XLFSTR(): Trim String

|                       |                                                                                                                           |
|-----------------------|---------------------------------------------------------------------------------------------------------------------------|
| <b>Reference Type</b> | Supported                                                                                                                 |
| <b>Category</b>       | String Functions                                                                                                          |
| <b>IA #</b>           | 10104                                                                                                                     |
| <b>Description</b>    | This extrinsic function trims spaces or other specified characters from the left, right, or both ends of an input string. |
| <b>Format</b>         | <code>\$\$TRIM^XLFSTR(s[,f][,c])</code>                                                                                   |

|                         |                 |                                                                                                                                                                                                                                                                                                            |
|-------------------------|-----------------|------------------------------------------------------------------------------------------------------------------------------------------------------------------------------------------------------------------------------------------------------------------------------------------------------------|
| <b>Input Parameters</b> | <b>s:</b>       | (required) Character string.                                                                                                                                                                                                                                                                               |
|                         | <b>f:</b>       | (optional) This flag can have the following value: <ul style="list-style-type: none"> <li>• "LR" (default)—Trim characters from both ends of the string.</li> <li>• "L"—Trim characters from the left/beginning of the string.</li> <li>• "R"—Trim characters from the right/end of the string.</li> </ul> |
|                         | <b>c:</b>       | (optional) Set this parameter to the character to trim from the input string. This parameter defaults to a space.                                                                                                                                                                                          |
| <b>Output</b>           | <b>returns:</b> | Returns the trimmed string.                                                                                                                                                                                                                                                                                |

### Example 1

In this example, we are trimming the spaces from both the left and right end of the string (the brackets are added to more clearly display the trimmed string):

```
>S X=["_$$TRIM^XLFSTR(" A B C ")_"]
>W X
[A B C]
```

The second input parameter defaults to "LR" and the third input parameter defaults to spaces.

### Example 2

In this example, we are trimming the slashes from both the left and right end of the string (the brackets are added to more clearly display the trimmed string):

```
>S X=["_$$TRIM^XLFSTR("//A B C//",,"/")_"]
>W X
[A B C]
```

The second input parameter defaults to "LR."

### Example 3

In this example, we are trimming the slashes from the left end of the string (the brackets are added to more clearly display the trimmed string):

```
>S X=["_$$TRIM^XLFSTR("//A B C//","L","/")_"]
>W X
[A B C//]
```

**Example 4**

In this example, we are trimming the slashes from the right end of the string (the brackets are added to more clearly display the trimmed string):

```
>S X="["_$$TRIM^XLFSTR("//A B C//","r","/")_"]"
>W X
[//A B C]
```

**29.7.12 \$\$UP^XLFSTR(): Convert String to Uppercase**

|                         |                                                                             |
|-------------------------|-----------------------------------------------------------------------------|
| <b>Reference Type</b>   | Supported                                                                   |
| <b>Category</b>         | String Functions                                                            |
| <b>IA #</b>             | 10104                                                                       |
| <b>Description</b>      | This extrinsic function returns an input string converted to all Uppercase. |
| <b>Format</b>           | \$\$UP^XLFSTR(x)                                                            |
| <b>Input Parameters</b> | x: (required) Character string.                                             |
| <b>Output</b>           | returns: Returns the string converted to all uppercase.                     |

**Example**

```
>S X=$$UP^XLFSTR("freedom")
>W X
FREEDOM
```

## 29.8 Utility Functions—XLFUTL

These functions are provided to help with a variety of tasks.

### 29.8.1 \$\$BASE^XLFUTL(): Convert Between Two Bases

|                         |                                                                                                                                                                    |
|-------------------------|--------------------------------------------------------------------------------------------------------------------------------------------------------------------|
| <b>Reference Type</b>   | Supported                                                                                                                                                          |
| <b>Category</b>         | Utility Functions                                                                                                                                                  |
| <b>IA #</b>             | 2622                                                                                                                                                               |
| <b>Description</b>      | This extrinsic function converts a number from one base to another. The base <i>must</i> be between 2 and 16, both from and to.                                    |
| <b>Format</b>           | <code>\$\$BASE^XLFUTL(n,from,to)</code>                                                                                                                            |
| <b>Input Parameters</b> | <p>n: (required) Number to convert.</p> <p>from: (required) Base of number being converted.</p> <p>to: (required) Base to which the number is to be converted.</p> |
| <b>Output</b>           | returns: Returns the converted number from one base to another.                                                                                                    |

#### Example 1

```
>S X=$$BASE^XLFUTL(1111,2,16)
>W X
F
```


#### Example 2

```
>S X=$$BASE^XLFUTL(15,10,16)
>W X
F
```

#### Example 3

```
>S X=$$BASE^XLFUTL("FF",16,10)
>W X
255
```

## 29.8.2 \$\$CCD^XLFUTL(): Append Check Digit

|                         |                                                                                                                                                                                                           |
|-------------------------|-----------------------------------------------------------------------------------------------------------------------------------------------------------------------------------------------------------|
| <b>Reference Type</b>   | Supported                                                                                                                                                                                                 |
| <b>Category</b>         | Utility Functions                                                                                                                                                                                         |
| <b>IA #</b>             | 2622                                                                                                                                                                                                      |
| <b>Description</b>      | This extrinsic function returns a number appended with a computed check digit. To check if the original number corresponds with the appended check digit, use the \$\$VCD^XLFUTL(): Verify Integrity API. |
| <b>Format</b>           | \$\$CCD^XLFUTL(x)                                                                                                                                                                                         |
| <b>Input Parameters</b> | x: (required) Integer for which the check digit is computed.                                                                                                                                              |
|                         |  <b>REF:</b> See "The Taylor Report" in Computerworld magazine, 1975, for the algorithm.                                 |
| <b>Output</b>           | returns: Returns the number with appended check digit.                                                                                                                                                    |

### Example 1

```
>S X=$$CCD^XLFUTL(99889)
>W X
998898
```

### Example 2

```
>S X=$$CCD^XLFUTL(7654321)
>W X
76543214
```

## 29.8.3 \$\$CNV^XLFUTL(): Convert Base 10 to Another Base

|                       |                                                                                                                |
|-----------------------|----------------------------------------------------------------------------------------------------------------|
| <b>Reference Type</b> | Supported                                                                                                      |
| <b>Category</b>       | Utility Functions                                                                                              |
| <b>IA #</b>           | 2622                                                                                                           |
| <b>Description</b>    | This extrinsic function converts a number from Base 10 to another base, which <i>must</i> be between 2 and 16. |
| <b>Format</b>         | \$\$CNV^XLFUTL(n, base)                                                                                        |

**Input Parameters** n: (required) Base 10 number to convert.  
base: (required) The base to which the number is to be converted.

**Output** returns: Returns the converted number to specified base.

### Example 1

```
>S X=$$CNV^XLFUTL(15,2)
>W X
1111
```

### Example 2

```
>S X=$$CNV^XLFUTL(255,2)
>W X
11111111
```

### Example 3

```
>S X=$$CNV^XLFUTL(255,8)
>W X
377
```

## 29.8.4 \$\$DEC^XLFUTL(): Convert Another Base to Base 10

|                         |                                                                                                                     |
|-------------------------|---------------------------------------------------------------------------------------------------------------------|
| <b>Reference Type</b>   | Supported                                                                                                           |
| <b>Category</b>         | Utility Functions                                                                                                   |
| <b>IA #</b>             | 2622                                                                                                                |
| <b>Description</b>      | This extrinsic function converts a number from a specified base, which <i>must</i> be between 2 and 16, to Base 10. |
| <b>Format</b>           | <code>\$\$DEC^XLFUTL(n,base)</code>                                                                                 |
| <b>Input Parameters</b> | n: (required) Number to convert.<br>base: (required) Base of number being converted.                                |
| <b>Output</b>           | returns: Returns the converted number in Base 10.                                                                   |

**Example**

```
>S X=$$DEC^XLFUTL("FF",16)

>W X
255
```

**29.8.5 \$\$VCD^XLFUTL(): Verify Integrity**

|                         |                                                                                                                                                                                   |
|-------------------------|-----------------------------------------------------------------------------------------------------------------------------------------------------------------------------------|
| <b>Reference Type</b>   | Supported                                                                                                                                                                         |
| <b>Category</b>         | Utility Functions                                                                                                                                                                 |
| <b>IA #</b>             | 2622                                                                                                                                                                              |
| <b>Description</b>      | This extrinsic function verifies the integrity of a number with an appended check digit. The check digit <i>must</i> be appended by the \$\$CCD^XLFUTL(): Append Check Digit API. |
| <b>Format</b>           | \$\$VCD^XLFUTL(number)                                                                                                                                                            |
| <b>Input Parameters</b> | number: (required) Number to verify, including appended check digit.                                                                                                              |
| <b>Output</b>           | returns: Returns: <ul style="list-style-type: none"> <li>• 1—Number corresponds to check digit.</li> <li>• 0—Number does <i>not</i> correspond to check digit.</li> </ul>         |

**Example 1**

```
>S X=$$VCD^XLFUTL(76543214)

>W X
1
```

**Example 2**

Transposing "32" to "23":

```
>S X=$$VCD^XLFUTL(76542314)

>W X
0
```





## 30 XML: Developer Tools

### 30.1 Application Program Interface (API)

Several APIs are available for developers to work with the EXtensible Markup Language (XML). These APIs are described below.

#### 30.1.1 \$\$ATTRIB^MXMLDOM(): XML—Get Attribute Name

|                         |                                                                                                                                                                                                                                                                                                                                                                                                                                                                                                                                               |
|-------------------------|-----------------------------------------------------------------------------------------------------------------------------------------------------------------------------------------------------------------------------------------------------------------------------------------------------------------------------------------------------------------------------------------------------------------------------------------------------------------------------------------------------------------------------------------------|
| <b>Reference Type</b>   | Supported                                                                                                                                                                                                                                                                                                                                                                                                                                                                                                                                     |
| <b>Category</b>         | XML                                                                                                                                                                                                                                                                                                                                                                                                                                                                                                                                           |
| <b>IA #</b>             | 3561                                                                                                                                                                                                                                                                                                                                                                                                                                                                                                                                          |
| <b>Description</b>      | This extrinsic function retrieves the first or next attribute associated with the specified node.                                                                                                                                                                                                                                                                                                                                                                                                                                             |
| <b>Format</b>           | <code>\$\$ATTRIB^MXMLDOM(handle,node[,attrib])</code>                                                                                                                                                                                                                                                                                                                                                                                                                                                                                         |
| <b>Input Parameters</b> | <p><b>handle:</b> (required) The value (integer) returned by the <code>\$\$EN^MXMLDOM(): XML—Initial Processing, Build In-memory Image API</code>, which created the in-memory document image.</p> <p><b>node:</b> (required) The node (integer) whose attribute name is being retrieved.</p> <p><b>attrib:</b> (optional) The name (string) of the last attribute retrieved by this call. If null or missing, the first attribute associated with the specified node is returned. Otherwise, the next attribute in the list is returned.</p> |
| <b>Output</b>           | <p><b>returns:</b> Returns the name (string) of the first or next attribute associated with the specified node, or null if there are none remaining.</p>                                                                                                                                                                                                                                                                                                                                                                                      |

### 30.1.2 \$\$CHILD^MXMLDOM(): XML—Get Child Node

|                         |                                                                                                                                                                                                                                                                                                                                                                                                                                                                                                                  |
|-------------------------|------------------------------------------------------------------------------------------------------------------------------------------------------------------------------------------------------------------------------------------------------------------------------------------------------------------------------------------------------------------------------------------------------------------------------------------------------------------------------------------------------------------|
| <b>Reference Type</b>   | Supported                                                                                                                                                                                                                                                                                                                                                                                                                                                                                                        |
| <b>Category</b>         | XML                                                                                                                                                                                                                                                                                                                                                                                                                                                                                                              |
| <b>IA #</b>             | 3561                                                                                                                                                                                                                                                                                                                                                                                                                                                                                                             |
| <b>Description</b>      | This extrinsic function retrieves the node of the first or next child of a given parent node, or zero (0) if there are none remaining.                                                                                                                                                                                                                                                                                                                                                                           |
| <b>Format</b>           | <code>\$\$CHILD^MXMLDOM(handle, parent[, child])</code>                                                                                                                                                                                                                                                                                                                                                                                                                                                          |
| <b>Input Parameters</b> | <p><b>handle:</b> (required) The value (integer) returned by the <code>\$\$EN^MXMLDOM(): XML—Initial Processing, Build In-memory Image API</code>, which created the in-memory document image.</p> <p><b>parent:</b> (required) The node (integer) whose children are being retrieved.</p> <p><b>child:</b> (optional) If specified, this is the last child node (integer) retrieved. The function will return the next child in the list. If the parameter is zero or missing, the first child is returned.</p> |
| <b>Output</b>           | <p><b>returns:</b> Returns:</p> <ul style="list-style-type: none"> <li>• Child Node—The next child node (integer).</li> <li>• Zero (0)—If there are none remaining.</li> </ul>                                                                                                                                                                                                                                                                                                                                   |

### 30.1.3 \$\$CMNT^MXMLDOM(): XML—Extract Comment Text (True/False)

|                       |                                                                                   |
|-----------------------|-----------------------------------------------------------------------------------|
| <b>Reference Type</b> | Supported                                                                         |
| <b>Category</b>       | XML                                                                               |
| <b>IA #</b>           | 3561                                                                              |
| <b>Description</b>    | This extrinsic function extracts comment text associated with the specified node. |
| <b>Format</b>         | <code>\$\$CMNT^MXMLDOM(handle, node, text)</code>                                 |

|                         |          |                                                                                                                                                                                           |
|-------------------------|----------|-------------------------------------------------------------------------------------------------------------------------------------------------------------------------------------------|
| <b>Input Parameters</b> | handle:  | (required) The value (integer) returned by the<br><br>\$\$EN^MXMLDOM(): XML—Initial Processing, Build In-memory Image API, which created the in-memory document image.                    |
|                         | node:    | (required) The node (integer) in the document tree that is being referenced by this API.                                                                                                  |
|                         | text:    | (required) This input parameter (string) <i>must</i> contain a closed local or global array reference that is to receive the text. The specified array is deleted before being populated. |
| <b>Output</b>           | returns: | Returns a Boolean value: <ul style="list-style-type: none"> <li>• True (non-zero)—Text was retrieved.</li> <li>• False (zero)—Text was <i>not</i> retrieved.</li> </ul>                   |

### 30.1.4 CMNT^MXMLDOM(): XML—Extract Comment Text (True/False)

|                         |                                                                    |                                                                                                                                                                                           |
|-------------------------|--------------------------------------------------------------------|-------------------------------------------------------------------------------------------------------------------------------------------------------------------------------------------|
| <b>Reference Type</b>   | Supported                                                          |                                                                                                                                                                                           |
| <b>Category</b>         | XML                                                                |                                                                                                                                                                                           |
| <b>IA #</b>             | 3561                                                               |                                                                                                                                                                                           |
| <b>Description</b>      | This API extracts comment text associated with the specified node. |                                                                                                                                                                                           |
| <b>Format</b>           | \$\$CMNT^MXMLDOM(handle, node, text)                               |                                                                                                                                                                                           |
| <b>Input Parameters</b> | handle:                                                            | (required) The value (integer) returned by the<br><br>\$\$EN^MXMLDOM(): XML—Initial Processing, Build In-memory Image API, which created the in-memory document image.                    |
|                         | node:                                                              | (required) The node (integer) in the document tree that is being referenced by this API.                                                                                                  |
|                         | text:                                                              | (required) This input parameter (string) <i>must</i> contain a closed local or global array reference that is to receive the text. The specified array is deleted before being populated. |
| <b>Output</b>           | returns:                                                           | Returns a Boolean value: <ul style="list-style-type: none"> <li>• True (non-zero)—Text was retrieved.</li> <li>• False (zero)—Text was <i>not</i> retrieved.</li> </ul>                   |

### 30.1.5 DELETE^MXMLDOM(): XML—Delete Document Instance

|                         |                                                                                                                                                                                    |
|-------------------------|------------------------------------------------------------------------------------------------------------------------------------------------------------------------------------|
| <b>Reference Type</b>   | Supported                                                                                                                                                                          |
| <b>Category</b>         | XML                                                                                                                                                                                |
| <b>IA #</b>             | 3561                                                                                                                                                                               |
| <b>Description</b>      | This API deletes the specified document instance. A client application should always call this API when finished with a document instance.                                         |
| <b>Format</b>           | DELETE^MXMLDOM( <i>handle</i> )                                                                                                                                                    |
| <b>Input Parameters</b> | <i>handle</i> (required) The value (integer) returned by the<br><br>\$EN^MXMLDOM(): XML—Initial Processing, Build In-memory Image API, which created the in-memory document image. |
| <b>Output</b>           | none                                                                                                                                                                               |

### 30.1.6 \$\$EN^MXMLDOM(): XML—Initial Processing, Build In-memory Image

|                       |                                                                                                                                                                                                                                                                                                                                                                                                                                                                                             |
|-----------------------|---------------------------------------------------------------------------------------------------------------------------------------------------------------------------------------------------------------------------------------------------------------------------------------------------------------------------------------------------------------------------------------------------------------------------------------------------------------------------------------------|
| <b>Reference Type</b> | Supported                                                                                                                                                                                                                                                                                                                                                                                                                                                                                   |
| <b>Category</b>       | XML                                                                                                                                                                                                                                                                                                                                                                                                                                                                                         |
| <b>IA #</b>           | 3561                                                                                                                                                                                                                                                                                                                                                                                                                                                                                        |
| <b>Description</b>    | This extrinsic function performs initial processing of the XML document. The client application <i>must</i> first call this entry point to build the in-memory image of the document before the remaining methods can be applied. The return value is a handle to the document instance that was created and is used by the remaining API calls to identify a specific document instance. The parameters for this entry point are listed by type, requirement (yes or no), and description. |
| <b>Format</b>         | \$\$EN^MXMLDOM( <i>doc</i> [ , <i>opt</i> ] )                                                                                                                                                                                                                                                                                                                                                                                                                                               |

|                         |          |                                                                                                                                                                                                                                                                                                                                                                                                                                                                                                                                                                                                                                                                                                            |
|-------------------------|----------|------------------------------------------------------------------------------------------------------------------------------------------------------------------------------------------------------------------------------------------------------------------------------------------------------------------------------------------------------------------------------------------------------------------------------------------------------------------------------------------------------------------------------------------------------------------------------------------------------------------------------------------------------------------------------------------------------------|
| <b>Input Parameters</b> | doc:     | <p>(required) This string is either a closed reference to a global root containing the document or a filename and path reference identifying the document on the host system. If a global root is passed, the document either <i>must</i> be stored in standard VA FileMan word-processing format or may occur in sequentially numbered nodes below the root node. Thus, if the global reference is "^XYZ", the global <i>must</i> be of one of the following formats:</p> <ul style="list-style-type: none"> <li>• ^XYZ(1,0) = "LINE 1"</li> <li>• ^XYZ(2,0) = "LINE 2" ...</li> </ul> <p>Or</p> <ul style="list-style-type: none"> <li>• ^XYZ(1) = "LINE 1"</li> <li>• ^XYZ(2) = "LINE 2" ...</li> </ul> |
|                         | opt:     | <p>(optional) This string is a list of option flags that control parser behavior. Recognized option flags are:</p> <ul style="list-style-type: none"> <li>• W—Do not report warnings to the client.</li> <li>• V—Do not validate the document. If specified, the parser only checks for conformance.</li> <li>• 1—Terminate parsing on encountering a validation error. (By default, the parser terminates only when a conformance error is encountered.)</li> <li>• 0—Terminate parsing on encountering a warning.</li> </ul>                                                                                                                                                                             |
| <b>Output</b>           | returns: | <p>Returns:</p> <ul style="list-style-type: none"> <li>• Non-zero Handle of Document Instance—Parsing completed successfully.</li> <li>• ZeroHandle of Document Instance.</li> </ul> <p>This handle is passed to all other API methods to indicate which document instance is being referenced. This allows for multiple document instances to be processed concurrently.</p>                                                                                                                                                                                                                                                                                                                              |

### 30.1.7 \$\$NAME^MXMLDOM(): XML—Get Element Name

|                         |                                                                                                                                                                                                                                                                                                                |
|-------------------------|----------------------------------------------------------------------------------------------------------------------------------------------------------------------------------------------------------------------------------------------------------------------------------------------------------------|
| <b>Reference Type</b>   | Supported                                                                                                                                                                                                                                                                                                      |
| <b>Category</b>         | XML                                                                                                                                                                                                                                                                                                            |
| <b>IA #</b>             | 3561                                                                                                                                                                                                                                                                                                           |
| <b>Description</b>      | This extrinsic function retrieves the name of the element at the specified node within the document parse tree.                                                                                                                                                                                                |
| <b>Format</b>           | <code>\$\$NAME^MXMLDOM(handle,node)</code>                                                                                                                                                                                                                                                                     |
| <b>Input Parameters</b> | <p><b>handle:</b> (required) The value (integer) returned by the <code>\$\$EN^MXMLDOM(): XML—Initial Processing, Build In-memory Image API</code>, which created the in-memory document image.</p> <p><b>node:</b> (required) The node (integer) for which the associated element name is being retrieved.</p> |
| <b>Output</b>           | <b>returns:</b> Returns the name (string) of the element associated with the specified node.                                                                                                                                                                                                                   |

### 30.1.8 \$\$PARENT^MXMLDOM(): XML—Get Parent Node

|                         |                                                                                                                                                                                                                                                                                                            |
|-------------------------|------------------------------------------------------------------------------------------------------------------------------------------------------------------------------------------------------------------------------------------------------------------------------------------------------------|
| <b>Reference Type</b>   | Supported                                                                                                                                                                                                                                                                                                  |
| <b>Category</b>         | XML                                                                                                                                                                                                                                                                                                        |
| <b>IA #</b>             | 3561                                                                                                                                                                                                                                                                                                       |
| <b>Description</b>      | This extrinsic function retrieves the parent node of the specified node, or zero (0) if there is none.                                                                                                                                                                                                     |
| <b>Format</b>           | <code>\$\$PARENT^MXMLDOM(handle,node)</code>                                                                                                                                                                                                                                                               |
| <b>Input Parameters</b> | <p><b>handle:</b> (required) The value (integer) returned by the <code>\$\$EN^MXMLDOM(): XML—Initial Processing, Build In-memory Image API</code>, which created the in-memory document image.</p> <p><b>node:</b> (required) The node (integer) in the document tree whose parent is being retrieved.</p> |

|               |          |                                                                                                                                                            |
|---------------|----------|------------------------------------------------------------------------------------------------------------------------------------------------------------|
| <b>Output</b> | returns: | Returns:                                                                                                                                                   |
|               |          | <ul style="list-style-type: none"> <li>• Parent Node—The parent node (string) of the specified node.</li> <li>• Zero (0)—If there is no parent.</li> </ul> |

### 30.1.9 \$\$SIBLING^MXMLDOM(): XML—Get Sibling Node

|                         |                                                                                                                                                                                                                                                                                                             |
|-------------------------|-------------------------------------------------------------------------------------------------------------------------------------------------------------------------------------------------------------------------------------------------------------------------------------------------------------|
| <b>Reference Type</b>   | Supported                                                                                                                                                                                                                                                                                                   |
| <b>Category</b>         | XML                                                                                                                                                                                                                                                                                                         |
| <b>IA #</b>             | 3561                                                                                                                                                                                                                                                                                                        |
| <b>Description</b>      | This extrinsic function retrieves the node of the specified node's immediate sibling, or zero (0) if there is none.                                                                                                                                                                                         |
| <b>Format</b>           | <code>\$\$SIBLING^MXMLDOM(handle,node)</code>                                                                                                                                                                                                                                                               |
| <b>Input Parameters</b> | <p><b>handle:</b> (required) The value (integer) returned by the <code>\$\$EN^MXMLDOM(): XML—Initial Processing, Build In-memory Image API</code>, which created the in-memory document image.</p> <p><b>node:</b> (required) The node (integer) in the document tree whose sibling is being retrieved.</p> |
| <b>Output</b>           | <p>returns:</p> <p>Returns:</p> <ul style="list-style-type: none"> <li>• Node—The node (integer) corresponding to the immediate sibling of the specified node.</li> <li>• Zero (0)—If there is no node (integer) corresponding to the immediate sibling of the specified node.</li> </ul>                   |

### 30.1.10 \$\$TEXT^MXMLDOM(): XML—Get Text (True/False)

|                       |                                                                                      |
|-----------------------|--------------------------------------------------------------------------------------|
| <b>Reference Type</b> | Supported                                                                            |
| <b>Category</b>       | XML                                                                                  |
| <b>IA #</b>           | 3561                                                                                 |
| <b>Description</b>    | This extrinsic function extracts non-markup text associated with the specified node. |
| <b>Format</b>         | <code>\$\$TEXT^MXMLDOM(handle,node,text)</code>                                      |

|                         |          |                                                                                                                                                                                           |
|-------------------------|----------|-------------------------------------------------------------------------------------------------------------------------------------------------------------------------------------------|
| <b>Input Parameters</b> | handle:  | (required) The value (integer) returned by the<br><br>\$\$EN^MXMLDOM(): XML—Initial Processing, Build In-memory Image API, which created the in-memory document image.                    |
|                         | node:    | (required) The node (integer) in the document tree that is being referenced by this API.                                                                                                  |
|                         | text:    | (required) This input parameter (string) <i>must</i> contain a closed local or global array reference that is to receive the text. The specified array is deleted before being populated. |
| <b>Output</b>           | returns: | Returns a Boolean value: <ul style="list-style-type: none"> <li>• True (non-zero)—Text was retrieved.</li> <li>• False (zero)—Text was <i>not</i> retrieved.</li> </ul>                   |

### 30.1.11 TEXT^MXMLDOM(): XML—Get Text (True/False)

|                         |                                                                       |                                                                                                                                                                                           |
|-------------------------|-----------------------------------------------------------------------|-------------------------------------------------------------------------------------------------------------------------------------------------------------------------------------------|
| <b>Reference Type</b>   | Supported                                                             |                                                                                                                                                                                           |
| <b>Category</b>         | XML                                                                   |                                                                                                                                                                                           |
| <b>IA #</b>             | 3561                                                                  |                                                                                                                                                                                           |
| <b>Description</b>      | This API extracts non-markup text associated with the specified node. |                                                                                                                                                                                           |
| <b>Format</b>           | TEXT^MXMLDOM( handle , node , text )                                  |                                                                                                                                                                                           |
| <b>Input Parameters</b> | handle:                                                               | (required) The value (integer) returned by the<br><br>\$\$EN^MXMLDOM(): XML—Initial Processing, Build In-memory Image API, which created the in-memory document image.                    |
|                         | node:                                                                 | (required) The node (integer) in the document tree that is being referenced by this API.                                                                                                  |
|                         | text:                                                                 | (required) This input parameter (string) <i>must</i> contain a closed local or global array reference that is to receive the text. The specified array is deleted before being populated. |
| <b>Output</b>           | returns:                                                              | Returns a Boolean value: <ul style="list-style-type: none"> <li>• True (non-zero)—Text was retrieved.</li> <li>• False (zero)—Text was <i>not</i> retrieved.</li> </ul>                   |



### 30.1.12 \$\$VALUE^MXMLDOM(): XML—Get Attribute Value

|                         |                                                                                                                                                                                                                                                                                                                                                                                                                |
|-------------------------|----------------------------------------------------------------------------------------------------------------------------------------------------------------------------------------------------------------------------------------------------------------------------------------------------------------------------------------------------------------------------------------------------------------|
| <b>Reference Type</b>   | Supported                                                                                                                                                                                                                                                                                                                                                                                                      |
| <b>Category</b>         | XML                                                                                                                                                                                                                                                                                                                                                                                                            |
| <b>IA #</b>             | 3561                                                                                                                                                                                                                                                                                                                                                                                                           |
| <b>Description</b>      | This extrinsic function retrieves the value associated with the named attribute.                                                                                                                                                                                                                                                                                                                               |
| <b>Format</b>           | <code>\$\$VALUE^MXMLDOM(handle,node[,attrib])</code>                                                                                                                                                                                                                                                                                                                                                           |
| <b>Input Parameters</b> | <p><b>handle:</b> (required) The value (integer) returned by the <code>\$\$EN^MXMLDOM(): XML—Initial Processing, Build In-memory Image API</code>, which created the in-memory document image.</p> <p><b>node:</b> (required) The node (integer) whose attribute value is being retrieved.</p> <p><b>attrib:</b> (optional) The name of the attribute (string) whose value is being retrieved by this API.</p> |
| <b>Output</b>           | <b>returns:</b> Returns the value associated with the specified attribute.                                                                                                                                                                                                                                                                                                                                     |

### 30.1.13 EN^MXMLPRSE(): XML—Event Driven API

|                       |                                                                                                                                          |
|-----------------------|------------------------------------------------------------------------------------------------------------------------------------------|
| <b>Reference Type</b> | Supported                                                                                                                                |
| <b>Category</b>       | XML                                                                                                                                      |
| <b>IA #</b>           | 4149                                                                                                                                     |
| <b>Description</b>    | This API is based on the well-established Simple API for XML (SAX) interface employed by many XML parsers. This API has a single method. |
| <b>Format</b>         | <code>EN^MXMLPRSE(doc[,cbk][,opt])</code>                                                                                                |

**Input Parameters** doc:

(required) This string is either a closed reference to a global root containing the document or a filename and path reference identifying the document on the host system. If a global root is passed, the document either *must* be stored in standard VA FileMan word-processing format or may occur in sequentially numbered nodes below the root node. Thus, if the global reference is "^XYZ", the global *must* be of one of the following formats:

- ^XYZ(1,0) = "LINE 1"

^XYZ(2,0) = "LINE 2"...

Or

- ^XYZ(1) = "LINE 1"

^XYZ(2) = "LINE 2"...

## cbk:

(optional) This is a local array, passed by reference that contains a list of parse events and the entry points for the handlers of those events. The format for each entry is:

CBK(<event type>) = <entry point>

The entry point *must* reference a valid entry point in an existing M routine and should be of the format *tag^routine*. The entry should not contain any formal parameter references. The application developer is responsible for ensuring that the actual entry point contains the appropriate number of formal parameters for the event type. For example, client application might register its STARTELEMENT event handler as follows:

CBK("STARTELEMENT") = "STELE^CLNT"

The actual entry point in the CLNT routine *must* include two formal parameters as in the following example:

STELE(ELE,ATR) <handler code>

For the types of supported events and their required parameters, see the "Details" topic that follows.

**opt:** (optional) This is a list of option flags (string) that control parser behavior. Recognized option flags are:

- **W**—Do not report warnings to the client.
- **V**—Validate the document. If not specified, the parser only checks for conformance.
- **1**—Terminate parsing on encountering a validation error. (By default, the parser terminates only when a conformance error is encountered.)
- **0**—Terminate parsing on encountering a warning.

**Output** returns: Returns the XML parsed string.

## Details

The VistA XML Parser recognizes the following event types:

**Table 35. XML Parser even types**

| Event Type           | Parameters             | Description                                                                                                                                                                                                                                 |
|----------------------|------------------------|---------------------------------------------------------------------------------------------------------------------------------------------------------------------------------------------------------------------------------------------|
| <b>STARTDOCUMENT</b> | None                   | Notifies the client that document parsing has commenced.                                                                                                                                                                                    |
| <b>ENDDOCUMENT</b>   | None                   | Notifies the client that document parsing has completed.                                                                                                                                                                                    |
| <b>DOCTYPE</b>       | ROOT<br>PUBID<br>SYSID | Notifies the client that a DOCTYPE declaration has been encountered. The name of the document root is given by ROOT. The public and system identifiers of the external document type definition are given by PUBID and SYSID, respectively. |
| <b>STARTELEMENT</b>  | NAME<br>ATTRLIST       | An element (tag) has been encountered. The name of the element is given in NAME. The list of attributes and their values is provided in the local array ATTRLST in the format:<br><br>ATTRLST(<name>) = <value>                             |
| <b>ENDELEMENT</b>    | NAME                   | A closing element (tag) has been encountered. The name of the element is given in NAME.                                                                                                                                                     |
| <b>CHARACTERS</b>    | TEXT                   | Non-markup content has been encountered. TEXT contains the text. Line breaks within the original document are                                                                                                                               |

| Event Type      | Parameters               | Description                                                                                                                                                                                                                                                                                                                                                                                                                                  |
|-----------------|--------------------------|----------------------------------------------------------------------------------------------------------------------------------------------------------------------------------------------------------------------------------------------------------------------------------------------------------------------------------------------------------------------------------------------------------------------------------------------|
|                 |                          | represented as carriage return/line feed character sequences. The parser does not necessarily pass an entire line of the original document to the client with each event of this type.                                                                                                                                                                                                                                                       |
| <b>PI</b>       | TARGET<br>TEXT           | The parser has encountered a processing instruction. TARGET is the target application for the processing instruction. TEXT is a local array containing the parameters for the instruction.                                                                                                                                                                                                                                                   |
| <b>EXTERNAL</b> | SYSID<br>PUBID<br>GLOBAL | The parser has encountered an external entity reference whose system and public identifiers are given by SYSID and PUBID, respectively. If the event handler elects to retrieve the entity rather than allowing the parser to do so, it should pass the global root of the retrieved entity in the GLOBAL parameter. If the event handler wishes to suppress retrieval of the entity altogether, it should set both SYSID and PUBID to null. |
| <b>NOTATION</b> | NAME<br>SYSID<br>PUBIC   | The parser has encountered a notation declaration. The notation name is given by NAME. The system and public identifiers associated with the notation are given by SYSID and PUBIC, respectively.                                                                                                                                                                                                                                            |
| <b>COMMENT</b>  | TEXT                     | The parser has encountered a comment. TEXT is the text of the comment.                                                                                                                                                                                                                                                                                                                                                                       |
| <b>ERROR</b>    | ERR                      | <p>The parser has encountered an error during the processing of a document. ERR is a local array containing information about the error. The format is:</p> <ul style="list-style-type: none"> <li>• ERR("SEV") = Severity of the error where zero (0) is a warning, 1 is a validation error, and 2 is a conformance error.</li> <li>• ERR("MSG")—Brief text description of the error.</li> <li>• ERR("ARG")—The token</li> </ul>            |

| Event Type | Parameters | Description                                                                                                                                                                                                                                                                                                                                                   |
|------------|------------|---------------------------------------------------------------------------------------------------------------------------------------------------------------------------------------------------------------------------------------------------------------------------------------------------------------------------------------------------------------|
|            |            | <p>value the triggered the error (optional).</p> <ul style="list-style-type: none"> <li>• ERR("LIN")—The number of the line being processed when the error occurred.</li> <li>• ERR("POS")—The character position within the line where the error occurred.</li> <li>• ERR("XML")—The original document text of the line where the error occurred.</li> </ul> |

### Example

A sample client of the event-driven API is provided in the routine MXMLTEST. This routine has an entry point EN(DOC,OPT), where DOC and OPT are the same parameters as described above in for the parser entry point. This sample application simply prints a summary of the parsing events as they occur.

## 30.1.14 \$\$SYMENC^MXMLUTL(): XML—Encoded Strings in Messages

|                         |                                                                                                                                                            |
|-------------------------|------------------------------------------------------------------------------------------------------------------------------------------------------------|
| <b>Reference Type</b>   | Supported                                                                                                                                                  |
| <b>Category</b>         | XML                                                                                                                                                        |
| <b>IA #</b>             | 4153                                                                                                                                                       |
| <b>Description</b>      | This extrinsic function replaces reserved XML symbols in a string with their XML encoding for strings used in an extensible markup language (XML) message. |
| <b>Format</b>           | \$\$SYMENC^MXMLUTL(str)                                                                                                                                    |
| <b>Input Parameters</b> | str: (required) String to be encoded in an XML message.                                                                                                    |
| <b>Output</b>           | returns: Returns the input string with XML encoding replacing reserved XML symbols.                                                                        |

### Example

```
>S X=$$SYMENC^MXMLUTL("This line isn't &"<XML>" safe as is.")
>W X
This line isn't &"<XML>" safe as is.
```

### 30.1.15 \$\$XMLHDR^MXMLUTL: XML—Message Headers

|                         |                                                                                                               |
|-------------------------|---------------------------------------------------------------------------------------------------------------|
| <b>Reference Type</b>   | Supported                                                                                                     |
| <b>Category</b>         | XML                                                                                                           |
| <b>IA #</b>             | 4153                                                                                                          |
| <b>Description</b>      | This extrinsic function returns a standard extensible markup language (XML) header for encoding XML messages. |
| <b>Format</b>           | \$\$XMLHDR^MXMLUTL                                                                                            |
| <b>Input Parameters</b> | none                                                                                                          |
| <b>Output</b>           | returns: Returns a standard XML header.                                                                       |

#### Example

```
>S X=$$XMLHDR^MXMLUTL
>W X
<?xml version="1.0" encoding="utf-8" ?>
```

# Glossary

|                  |                                                                                                                                                                                                                                                                                                                                                                                                                                                                                                                                                                                                                                                                                                                                                                                                                                             |
|------------------|---------------------------------------------------------------------------------------------------------------------------------------------------------------------------------------------------------------------------------------------------------------------------------------------------------------------------------------------------------------------------------------------------------------------------------------------------------------------------------------------------------------------------------------------------------------------------------------------------------------------------------------------------------------------------------------------------------------------------------------------------------------------------------------------------------------------------------------------|
| ALERTS           | <p>An alert notifies one or more users of a matter requiring immediate attention. Alerts function as brief notices that are distinct from mail messages or triggered bulletins.</p> <p>Alerts are designed to provide interactive notification of pending computing activities (e.g., the need to reorder supplies or review a patient's clinical test results). Along with the alert message is an indication that the View Alerts common option should be chosen to take further action.</p> <p>An alert includes any specifications made by the developer when designing the alert. This minimally includes the alert message and the list of recipients (an information-only alert). It can also include an alert action, software application identifier, alert flag, and alert data. Alerts are stored in the ALERT file (#8992).</p> |
| ALERT ACTION     | <p>The computing activity that can be associated with an alert (i.e., an option [XQAOPT input variable] or routine [XQAROU input variable]).</p>                                                                                                                                                                                                                                                                                                                                                                                                                                                                                                                                                                                                                                                                                            |
| ALERT DATA       | <p>An optional string that the developer can define when creating the alert. This string is restored in the XQADATA input variable when the alert action is taken.</p>                                                                                                                                                                                                                                                                                                                                                                                                                                                                                                                                                                                                                                                                      |
| ALERT FLAG       | <p>An optional tool currently controlled by the Alert Handler to indicate how the alert should be processed (XQAFLG input variable).</p>                                                                                                                                                                                                                                                                                                                                                                                                                                                                                                                                                                                                                                                                                                    |
| ALERT HANDLER    | <p>The name of the mechanism by which alerts are stored, presented to the user, processed, and deleted. The Alert Handler is a part of Kernel, in the XQAL namespace.</p>                                                                                                                                                                                                                                                                                                                                                                                                                                                                                                                                                                                                                                                                   |
| ALERT IDENTIFIER | <p>A three-semicolon piece identifier, composed of the original Package Identifier (described below) as the first piece; the DUZ of the alert creator as the second piece; and the date and time (in VA FileMan format) when the alert was created as the third piece. The Alert Identifier is created by the Alert Handler and uniquely identifies an alert.</p>                                                                                                                                                                                                                                                                                                                                                                                                                                                                           |
| ALERT MESSAGE    | <p>One line of text that is displayed to the user (the XQAMSG input variable).</p>                                                                                                                                                                                                                                                                                                                                                                                                                                                                                                                                                                                                                                                                                                                                                          |
| ALPHA TESTING    | <p>In VA terminology, Alpha testing is when a Vista test software application is running in a site's account.</p>                                                                                                                                                                                                                                                                                                                                                                                                                                                                                                                                                                                                                                                                                                                           |
| AUDIT ACCESS     | <p>A user's authorization to mark the information stored in a computer file to be audited.</p>                                                                                                                                                                                                                                                                                                                                                                                                                                                                                                                                                                                                                                                                                                                                              |

|                                     |                                                                                                                                                                                                                                                                                                                                        |
|-------------------------------------|----------------------------------------------------------------------------------------------------------------------------------------------------------------------------------------------------------------------------------------------------------------------------------------------------------------------------------------|
| AUDITING                            | Monitoring computer usage such as changes to the database and other user activity. Audit data can be logged in a number of VA FileMan and Kernel files.                                                                                                                                                                                |
| AUTO MENU                           | An indication to Menu Manager that the current user's menu items should be displayed automatically. When AUTO MENU is not in effect, the user <i>must</i> enter a question mark at the menu's select prompt to see the list of menu items.                                                                                             |
| BETA TESTING                        | In VA terminology, Beta testing is when a VistA test software application is running in a Production account.                                                                                                                                                                                                                          |
| CAPACITY MANAGEMENT                 | The process of assessing a system's capacity and evaluating its efficiency relative to workload in an attempt to optimize system performance. Kernel provides several utilities.                                                                                                                                                       |
| CARET                               | A symbol expressed as ^ (caret). In many M systems, a caret is used as an exiting tool from an option. Also referred to as the "up-arrow" symbol.                                                                                                                                                                                      |
| CHECKSUM                            | A numeric value that is the result of a mathematical computation involving the characters of a routine or file.                                                                                                                                                                                                                        |
| CIPHER                              | A system that arbitrarily represents each character as one or more other characters.<br><br>(See also: ENCRYPTION.)                                                                                                                                                                                                                    |
| COMMON MENU                         | Options that are available to all users. Entering two question marks ("??") at the menu's select prompt will display any SECONDARY MENU OPTIONS available to the signed-on user along with the common options available to all users.                                                                                                  |
| COMPILED MENU SYSTEM (^XUTL GLOBAL) | Job-specific information that is kept on each CPU so that it is readily available during the user's session. It is stored in the ^XUTL global, which is maintained by the menu system to hold commonly referenced information. The user's place within the menu trees is stored, for example, to enable navigation via menu jumping.   |
| COMPUTED FIELD                      | This field takes data from other fields and performs a predetermined mathematical function (e.g., adding two columns together). You will not, however, see the results of the mathematical function on the screen. Only when you are printing or displaying information on the screen will you see the results for this type of field. |
| DEVICE HANDLER                      | The Kernel module that provides a mechanism for accessing peripherals and using them in controlled ways (e.g., user access to printers or other output devices).                                                                                                                                                                       |



|                             |                                                                                                                                                                                                                                                                                                                                                                         |
|-----------------------------|-------------------------------------------------------------------------------------------------------------------------------------------------------------------------------------------------------------------------------------------------------------------------------------------------------------------------------------------------------------------------|
| DIFROM                      | VA FileMan utility that gathers all software components and changes them into routines (namespaceI* routines) so that they can be exported and installed in another VA FileMan environment.                                                                                                                                                                             |
| DOUBLE QUOTE (")            | A symbol used in front of a Common option's menu text or synonym to select it from the Common menu. For example, the five character string <b>"TBOX</b> selects the User's Toolbox Common option.                                                                                                                                                                       |
| DR STRING                   | The set of characters used to define the DR variable when calling VA FileMan. Since a series of parameters may be included within quotes as a literal string, the variable's definition is often called the DR string. To define the fields within an edit sequence, for example, the developer may specify the fields using a DR string rather than an INPUT template. |
| DUZ(0)                      | A local variable that holds the FILE MANAGER ACCESS CODE of the signed-on user.                                                                                                                                                                                                                                                                                         |
| ENCRYPTION                  | Scrambling data or messages with a cipher or code so that they are unreadable without a secret key. In some cases encryption algorithms are one directional, that is, they only encode and the resulting data cannot be unscrambled (e.g., Access and Verify codes).                                                                                                    |
| FILE ACCESS SECURITY SYSTEM | Formerly known as Part 3 of the Kernel Inits. If the File Access Security conversion has been run, file-level security for VA FileMan files is controlled by Kernel's File Access Security system, not by VA FileMan Access codes (i.e., FILE MANAGER ACCESS CODE field).                                                                                               |
| FORCED QUEUING              | A device attribute indicating that the device can only accept queued tasks. If a job is sent for foreground processing, the device will reject it and prompt the user to queue the task instead.                                                                                                                                                                        |
| GO-HOME JUMP                | A menu jump that returns the user to the primary menu presented at signon. It is specified by entering two carets ("^^") at the menu's select prompt. It resembles the Rubber-band Jump but without an option specification after the carets.                                                                                                                           |
| HELP PROCESSOR              | A Kernel module that provides a system for creating and displaying online documentation. It is integrated within the menu system so that help frames associated with options can be displayed with a standard query at the menu's select prompt.                                                                                                                        |
| HOST FILE SERVER (HFS)      | A procedure available on layered systems whereby a file on the host system can be identified to receive output. It is implemented by the Device Handler's HFS device type.                                                                                                                                                                                              |
| HUNT GROUP                  | An attribute of an entry in the DEVICE file (#3.5) that allows several devices to be used interchangeably; useful for sending network mail or printing reports. If the first hunt group member is busy, another member can stand in as a substitute.                                                                                                                    |

|                 |                                                                                                                                                                                                                                                                                                                                                                                                                                                                                               |
|-----------------|-----------------------------------------------------------------------------------------------------------------------------------------------------------------------------------------------------------------------------------------------------------------------------------------------------------------------------------------------------------------------------------------------------------------------------------------------------------------------------------------------|
| INIT            | Initialization of a software application. INIT* routines are built by VA FileMan's DIFROM and, when run, recreate a set of files and other software components.                                                                                                                                                                                                                                                                                                                               |
| JUMP            | <p>In VistA applications, the Jump command allows you to go from a particular field within an option to another field within that same option. You can also Jump from one menu option to another menu option without having to respond to all the prompts in between. To jump, type a caret ("^", uppercase-6 key on most keyboards) and then type the name of the field or option you wish to jump to.</p> <p>(See also GO-HOME JUMP, PHANTOM JUMP, RUBBER-BAND JUMP, or UP-ARROW JUMP.)</p> |
| JUMP START      | A logon procedure whereby the user enters the "Access code;Verify code;option" to go immediately to the target option, indicated by its menu text or synonym. The jump syntax can be used to reach an option within the menu trees by entering "Access;Verify;^option".                                                                                                                                                                                                                       |
| KERMIT          | A standard file transfer protocol. It is supported by Kernel and can be set up as an alternate editor.                                                                                                                                                                                                                                                                                                                                                                                        |
| MANAGER ACCOUNT | A UCI that can be referenced by non-manager accounts (e.g., production accounts). Like a library, the MGR UCI holds percent routines and globals (e.g., ^%ZOSF) for shared use by other UCIs.                                                                                                                                                                                                                                                                                                 |
| MENU CYCLE      | The process of first visiting a menu option by picking it from a menu's list of choices and then returning to the menu's select prompt. Menu Manager keeps track of information (e.g., the user's place in the menu trees) according to the completion of a cycle through the menu system.                                                                                                                                                                                                    |
| MENU MANAGER    | The Kernel module that controls the presentation of user activities (e.g., menu choices or options). Information about each user's menu choices is stored in the Compiled Menu System, the ^XUTL global, for easy and efficient access.                                                                                                                                                                                                                                                       |
| MENU SYSTEM     | The overall Menu Manager logic as it functions within the Kernel framework.                                                                                                                                                                                                                                                                                                                                                                                                                   |
| MENU TEMPLATE   | An association of options as pathway specifications to reach one or more final destination options. The final options <i>must</i> be executable activities and not merely menus for the template to function. Any user can define user-specific MENU templates via the corresponding Common option.                                                                                                                                                                                           |
| MENU TREES      | The menu system's hierarchical tree-like structures that can be traversed or navigated, like pathways, to give users easy access to various options.                                                                                                                                                                                                                                                                                                                                          |
| PAC             | <b>Programmer Access Code.</b> An optional user attribute that can function as a second level password into Programmer mode.                                                                                                                                                                                                                                                                                                                                                                  |

|                           |                                                                                                                                                                                                                                                                     |
|---------------------------|---------------------------------------------------------------------------------------------------------------------------------------------------------------------------------------------------------------------------------------------------------------------|
| PACKAGE IDENTIFIER        | An optional identifier that the developer can use to identify the alert for such purposes as subsequent lookup and deletion (XQAID input variable).                                                                                                                 |
| PART 3 OF THE KERNEL INIT | See FILE ACCESS SECURITY SYSTEM.                                                                                                                                                                                                                                    |
| PATTERN MATCH             | A preset formula used to test strings of data. Refer to your system's M Language Manuals for information on Pattern Match operations.                                                                                                                               |
| PHANTOM JUMP              | Menu jumping in the background. Used by the menu system to check menu pathway restrictions.                                                                                                                                                                         |
| PRIMARY MENU              | The list of options presented at signon. Each user <i>must</i> have a PRIMARY MENU OPTION in order to sign on and reach Menu Manager. Users are given primary menus by IRM. This menu should include most of the computing activities the user will need.           |
| PROGRAMMER ACCESS         | Privilege to become a programmer on the system and work outside many of the security controls of Kernel. Accessing Programmer mode from Kernel's menus requires having the developer's at-sign security code, which sets the variable DUZ(0)=@.                     |
| PROTOCOL                  | An entry in the PROTOCOL file (#101). Used by the Order Entry/Results Reporting (OE/RR) software to support the ordering of medical tests and other activities. Kernel includes several protocol-type options for enhanced menu displays within the OE/RR software. |
| PURGE INDICATOR           | Checked by the Alert Handler (in the XQAKILL input variable) to determine whether an alert should be deleted, and whether deletion should be for the current user or for all users who might receive the alert.                                                     |
| QUEUEING                  | Requesting that a job be processed in the background rather than in the foreground within the current session. Kernel's TaskMan module handles the queueing of tasks.                                                                                               |
| QUEUEING REQUIRED         | An option attribute that specifies that the option <i>must</i> be processed by TaskMan (the option can only be queued). The option can be invoked and the job prepared for processing, but the output can only be generated during the specified time periods.      |
| RESOURCE                  | A method that enables sequential processing of tasks. The processing is accomplished with a RES device type designed by the application developer and implemented by IRM. The process is controlled via the RESOURCE file (#3.54).                                  |

|                              |                                                                                                                                                                                                                                                                                                                                                                                                            |
|------------------------------|------------------------------------------------------------------------------------------------------------------------------------------------------------------------------------------------------------------------------------------------------------------------------------------------------------------------------------------------------------------------------------------------------------|
| RUBBER-BAND JUMP             | <p>A menu jump used to go out to an option and then return, in a bouncing motion. The syntax of the jump is two carets ("^^", uppercase-6 on most keyboards) followed by an option's menu text or synonym (e.g., ^^Print Option File). If the two carets are not followed by an option specification, the user is returned to the primary menu.</p> <p>(See also: GO-HOME JUMP.)</p>                       |
| SCHEDULING OPTIONS           | <p>A way of ordering TaskMan to run an option at a designated time with a specified rescheduling frequency (e.g., once per week).</p>                                                                                                                                                                                                                                                                      |
| SCROLL/NO SCROLL             | <p>The Scroll/No Scroll button (also called Hold Screen) allows the user to "stop" (No Scroll) the terminal screen when large amounts of data are displayed too fast to read and "restart" (Scroll) when the user wishes to continue.</p>                                                                                                                                                                  |
| SECONDARY MENU OPTIONS       | <p>Options assigned to individual users to tailor their menu choices. If a user needs a few options in addition to those available on the primary menu, the options can be assigned as secondary options. To facilitate menu jumping, secondary menus should be specific activities, not elaborate and deep menu trees.</p>                                                                                |
| SECURE MENU DELEGATION (SMD) | <p>A controlled system whereby menus and keys can be allocated by people other than IRM staff (e.g., application coordinators) who have been so authorized. SMD is a part of Menu Manager.</p>                                                                                                                                                                                                             |
| SERVER OPTION                | <p>In VistA, an entry in the OPTION file (#19). An automated mail protocol that is activated by sending a message to the server with the "S.server" syntax. A server option's activity is specified in the OPTION file (#19) and can be the running of a routine or the placement of data into a file.</p>                                                                                                 |
| SIGNON/SECURITY              | <p>The Kernel module that regulates access to the menu system. It performs a number of checks to determine whether access can be permitted at a particular time. A log of signons is maintained.</p>                                                                                                                                                                                                       |
| SPECIAL QUEUEING             | <p>An option attribute indicating that TaskMan should automatically run the option whenever the system reboots.</p>                                                                                                                                                                                                                                                                                        |
| SPOOLER                      | <p>An entry in the DEVICE file (#3.5). It uses the associated operating system's spool facility, whether it is a global, device, or host file. Kernel manages spooling so that the underlying OS mechanism is transparent. In any environment, the same method can be used to send output to the spooler. Kernel will subsequently transfer the text to a global for subsequent despooling (printing).</p> |
| SYNONYM                      | <p>In VistA, a field in the OPTION file (#19). Options can be selected by their menu text or synonym.</p> <p>(See also: MENU TEXT.)</p>                                                                                                                                                                                                                                                                    |

|                      |                                                                                                                                                                                                                                                                                                                                                                                                                                                                                                                                                                    |
|----------------------|--------------------------------------------------------------------------------------------------------------------------------------------------------------------------------------------------------------------------------------------------------------------------------------------------------------------------------------------------------------------------------------------------------------------------------------------------------------------------------------------------------------------------------------------------------------------|
| TASKMAN              | The Kernel module that schedules and processes background tasks (also called Task Manager).                                                                                                                                                                                                                                                                                                                                                                                                                                                                        |
| TIMED READ           | The amount of time Kernel will wait for a user response to an interactive READ command before starting to halt the process.                                                                                                                                                                                                                                                                                                                                                                                                                                        |
| UP-ARROW JUMP        | In the menu system, entering a caret ("^") followed by an option name accomplishes a jump to the target option without needing to take the usual steps through the menu pathway.                                                                                                                                                                                                                                                                                                                                                                                   |
| XINDEX               | A Kernel utility used to verify routines and other M code associated with a software application. Checking is done according to current ANSI MUMPS standards and VistA programming standards. This tool can be invoked through an option or from direct mode (>D ^XINDEX).                                                                                                                                                                                                                                                                                         |
| Z EDITOR (^%Z)       | A Kernel tool used to edit routines or globals. It can be invoked with an option, or from direct mode after loading a routine with >X ^%Z.                                                                                                                                                                                                                                                                                                                                                                                                                         |
| ZOSF GLOBAL (^%ZOSF) | The Operating System File—a manager account global distributed with Kernel to provide an interface between VistA software and the underlying operating system. This global is built during Kernel installation when running the manager setup routine (ZTMGRSET). The nodes of the global are filled-in with operating system-specific code to enable interaction with the operating system. Nodes in the ^%ZOSF global can be referenced by VistA application developers so that separate versions of the software need not be written for each operating system. |



**REF:** For a list of commonly used terms and definitions, see the OIT Master Glossary VA Intranet Website:

[http://vaww.oed.wss.va.gov/process/Library/master\\_glossary/masterglossary.htm](http://vaww.oed.wss.va.gov/process/Library/master_glossary/masterglossary.htm)

For a list of commonly used acronyms, see the VA Acronym Lookup Intranet Website:

<http://vaww1.va.gov/Acronyms/index.cfm>



# Index

## \$

\$\$%H^XLFDT, 557  
\$\$ABS^XLFMTH, 587  
\$\$ACCESS^XQCHK, 235  
\$\$ACOS^XLFMTH, 587  
\$\$ACOSDEG^XLFMTH, 588  
\$\$ACOSH^XLFHYPER, 579  
\$\$ACOT^XLFMTH, 589  
\$\$ACOTDEG^XLFMTH, 589  
\$\$ACOTH^XLFHYPER, 579  
\$\$ACSC^XLFMTH, 590  
\$\$ACSCDEG^XLFMTH, 590  
\$\$ACSCH^XLFHYPER, 580  
\$\$ACTIVE^XUAF4, 135  
\$\$ACTIVE^XUSER, 518  
\$\$ACTJ^%ZOSV, 289  
\$\$ADD^XPDMENU, 231  
\$\$ADD^XUSERNEW, 322  
\$\$ADDRESS^XLFNSLK, 97  
\$\$ASEC^XLFMTH, 591  
\$\$ASECDEG^XLFMTH, 592  
\$\$ASECH^XLFHYPER, 581  
\$\$ASIN^XLFMTH, 592  
\$\$ASINDEG^XLFMTH, 593  
\$\$ASINH^XLFHYPER, 581  
\$\$ASKSTOP^%ZTLOAD, 373  
\$\$ATAN^XLFMTH, 593  
\$\$ATANDEG^XLFMTH, 594  
\$\$ATANH^XLFHYPER, 582  
\$\$ATTRIB^MXMLDOM, 445, 632  
\$\$AVJ^%ZOSV, 289  
\$\$BASE^XLFUTL, 627  
\$\$BLDNAME^XLFNAME, 253  
\$\$BSA^XLFMSMT, 611  
\$\$CCD^XLFUTL, 628  
\$\$CHECKAV^XUSRB, 324  
\$\$CHECKAV^XUVERIFY, 331  
\$\$CHILD^MXMLDOM, 446, 633  
\$\$CHKDGT^XUSNPI, 279  
\$\$CHKSUM^XUSESIG1, 100  
\$\$CIRN^XUAF4, 137  
\$\$CJ^XLFSTR, 617  
\$\$CLEANC^XLFNAME, 256  
\$\$CMNT^MXMLDOM, 446, 633  
\$\$CMP^XUSESIG1, 100  
\$\$CNV^XLFUTL, 628

\$\$CODE2TXT^XUA4A72, 514  
\$\$COMCP^XPDUTL, 213  
\$\$COS^XLFMTH, 595  
\$\$COSDEG^XLFMTH, 595  
\$\$COSH^XLFHYPER, 582  
\$\$COT^XLFMTH, 596  
\$\$COTDEG^XLFMTH, 596  
\$\$COTH^XLFHYPER, 583  
\$\$CRC16^XLCRC, 554  
\$\$CRC32^XLCRC, 556  
\$\$CREATE^XUSAP, 319  
\$\$CSC^XLFMTH, 597  
\$\$CSCDEG^XLFMTH, 598  
\$\$CSCH^XLFHYPER, 584  
\$\$CURCP^XPDUTL, 214  
\$\$CURRSURO^XQALSURO, 43  
\$\$DE^XUSESIG1, 101  
\$\$DEA^XUSER, 519  
\$\$DEC^XLFUTL, 629  
\$\$DECDMS^XLFMTH, 598  
\$\$DECODE^XTHCUTL, 411  
\$\$DECRYP^XUSRB1, 328  
\$\$DEFDIR^%ZISH, 125  
\$\$DEL^%ZISH, 126  
\$\$DELETE^XPDMENU, 231  
\$\$DEV^XUTMDEVQ, 349  
\$\$DMSDEC^XLFMTH, 599  
\$\$DOW^XLFDT, 558  
\$\$DT^XLFDT, 558  
\$\$DTIME^XUP, 516  
\$\$DTR^XLFMTH, 600  
\$\$E^XLFMTH, 600  
\$\$EC^%ZOSV, 105  
\$\$EN^MXMLDOM, 448, 635  
\$\$EN^XUA4A71, 245  
\$\$EN^XUSESIG1, 101  
\$\$EN^XUWORKDY, 248  
\$\$ENCODE^XTHCURL, 409  
\$\$ENCRYP^XUSRB1, 328  
\$\$ESBLOCK^XUSESIG1, 102  
\$\$EXP^XLFMTH, 601  
\$\$FIPS^XIPUTIL, 5  
\$\$FIPCHK^XIPUTIL, 5  
\$\$FMADD^XLFDT, 559  
\$\$FMDIFF^XLFDT, 560  
\$\$FMNAME^XLFNAME, 258  
\$\$FMTE^XLFDT, 561

\$\$FMTH^XLFD, 566  
 \$\$FMTHL7^XLFD, 567  
 \$\$FTG^%ZISH, 127  
 \$\$GATF^%ZISH, 128  
 \$\$GET^XPAR, 435  
 \$\$GET^XUA4A72, 514  
 \$\$GET^XUPARAM, 313  
 \$\$GET1^DID, 190  
 \$\$GETMASTR^XTID, 461  
 \$\$GETRPLC^XTIDTRM, 394  
 \$\$GETSTAT^XTID, 462  
 \$\$GETSURO^XQALSURO, 44  
 \$\$GETURL^XTHC10, 407  
 \$\$GETVUID^XTID, 464  
 \$\$GTF^%ZISH, 129  
 \$\$HADD^XLFD, 567  
 \$\$HANDLE^XUSRB4, 329  
 \$\$HDIFF^XLFD, 568  
 \$\$HL7TFM^XLFD, 569  
 \$\$HLNAME^XLFN, 260  
 \$\$HTE^XLFD, 570  
 \$\$HTFM^XLFD, 572  
 \$\$ID^XUAF4, 139  
 \$\$IDX^XUAF4, 139  
 \$\$IEN^XUAF4, 140  
 \$\$IEN^XUMF, 151  
 \$\$IEN^XUPS, 51  
 \$\$IEN2CODE^XUA4A72, 515  
 \$\$INHIBIT^XUSRB, 325  
 \$\$INSTALDT^XPDUTL, 214  
 \$\$INVERT^XLFSTR, 618  
 \$\$JOB^%ZTLOAD, 376  
 \$\$KCHK^XUSRB, 527  
 \$\$KSP^XUPARAM, 313  
 \$\$LAST^XPDUTL, 215  
 \$\$LEGACY^XUAF4, 140  
 \$\$LENGTH^XLFMSMT, 612  
 \$\$LGR^%ZOSV, 291  
 \$\$LIST^%ZISH, 130  
 \$\$LJ^XLFSTR, 618  
 \$\$LKOPT^XPDMENU, 232  
 \$\$LKUP^XPDKEY, 298  
 \$\$LKUP^XUAF4, 141  
 \$\$LKUP^XUPARAM, 314  
 \$\$LN^XLFMTH, 601  
 \$\$LOG^XLFMTH, 602  
 \$\$LOOKUP^XUSER, 523  
 \$\$LOW^XLFSTR, 619  
 \$\$MADD^XUAF4, 142  
 \$\$MAKEURL^XTHCURL, 410  
 \$\$MAX^XLFMTH, 603  
 \$\$MIN^XLFMTH, 603  
 \$\$MV^%ZISH, 131  
 \$\$NAM^XUSER, 525  
 \$\$NAME^MXMLDOM, 450, 637  
 \$\$NAME^XUAF4, 143  
 \$\$NAMEFMT^XLFN, 265  
 \$\$NEWCP^XPDUTL, 218  
 \$\$NEWERR^%ZTER, 108  
 \$\$NNT^XUAF4, 143  
 \$\$NODEV^XUTMDEVQ, 354  
 \$\$NOW^XLFD, 573  
 \$\$NPI^XUSNPI, 280  
 \$\$NS^XUAF4, 144  
 \$\$O99^XUAF4, 144  
 \$\$OPTDE^XPDUTL, 219  
 \$\$OS^%ZOSV, 292  
 \$\$PADD^XUAF4, 145  
 \$\$PARCP^XPDUTL, 220  
 \$\$PARENT^MXMLDOM, 450, 637  
 \$\$PARSEURL^XTHCURL, 411  
 \$\$PATCH^XPDUTL, 220  
 \$\$PENDING^XQALBUTL, 19  
 \$\$PI^XLFMTH, 604  
 \$\$PKG^XPDUTL, 221  
 \$\$PKGPAT^XPDIP, 212  
 \$\$PKGPEND^XQALBUTL, 20  
 \$\$PRNT^XUAF4, 147  
 \$\$PROD^XUPROD, 316  
 \$\$PRODE^XPDUTL, 221  
 \$\$PROVIDER^XUSER, 526  
 \$\$PSET^%ZTLOAD, 378  
 \$\$PWD^%ZISH, 133  
 \$\$PWR^XLFMTH, 604  
 \$\$QI^XUSNPI, 281  
 \$\$QQ^XUTMDEVQ, 356  
 \$\$RENAME^XPDKEY, 299  
 \$\$REPEAT^XLFSTR, 620  
 \$\$REPLACE^XLFSTR, 620  
 \$\$REQQ^XUTMDEVQ, 360  
 \$\$RES^XUDHSET, 58  
 \$\$REWIND^%ZIS, 74  
 \$\$RF^XUAF4, 147  
 \$\$RJ^XLFSTR, 621  
 \$\$RPLCLST^XTIDTRM, 395  
 \$\$RPLCMNT^XTIDTRM, 397  
 \$\$RPLCTRL^XTIDTRM, 398  
 \$\$RPLCVALS^XTIDTRM, 399  
 \$\$RT^XUAF4, 148  
 \$\$RTD^XLFMTH, 605  
 \$\$RTNUP^XPDUTL, 222  
 \$\$S^%ZTLOAD, 385



\$\$\$SCH^XLFD, 574  
 \$\$\$SCREEN^XTID, 465  
 \$\$\$SD^XLFMTH, 606  
 \$\$\$SEC^XLFD, 576  
 \$\$\$SEC^XLFMTH, 606  
 \$\$\$SECDEG^XLFMTH, 607  
 \$\$\$SECH^XLFHYPER, 584  
 \$\$\$SENTENCE^XLFSTR, 622  
 \$\$\$SETMASTR^XTID, 467  
 \$\$\$SETSTAT^XTID, 400, 469  
 \$\$\$SETUP1^XQALERT, 35  
 \$\$\$SETVUID^XTID, 470  
 \$\$\$SIBLING^MXMLDOM, 451, 638  
 \$\$\$SIN^XLFMTH, 608  
 \$\$\$SINDEG^XLFMTH, 608  
 \$\$\$SINH^XLFHYPER, 585  
 \$\$\$SQRT^XLFMTH, 609  
 \$\$\$STA^XUAF4, 150  
 \$\$\$STATUS^%ZISH, 133  
 \$\$\$STRIP^XLFSTR, 623  
 \$\$\$SYMENC^MXMLUTL, 457, 644  
 \$\$\$TAN^XLFMTH, 609  
 \$\$\$TANDEG^XLFMTH, 610  
 \$\$\$TANH^XLFHYPER, 586  
 \$\$\$TAXIND^XUSTAX, 282  
 \$\$\$TAXORG^XUSTAX, 283  
 \$\$\$TEMP^XLFMSMT, 613  
 \$\$\$TEXT^MXMLDOM, 452, 638  
 \$\$\$TF^XUAF4, 150  
 \$\$\$TITLE^XLFSTR, 624  
 \$\$\$TM^%ZTLOAD, 387  
 \$\$\$TRIM^XLFSTR, 624  
 \$\$\$TYPE^XPDMENU, 233  
 \$\$\$TZ^XLFD, 577  
 \$\$\$UP^XLFSTR, 626  
 \$\$\$UPCP^XPDUTL, 223  
 \$\$\$VALUE^MXMLDOM, 453, 640  
 \$\$\$VCD^XLFUTL, 630  
 \$\$\$VER^XPDUTL, 223  
 \$\$\$VERCP^XPDUTL, 224  
 \$\$\$VERSION^%ZOSV, 295  
 \$\$\$VERSION^XPDUTL, 224  
 \$\$\$VOLUME^XLFMSMT, 614  
 \$\$\$VPID^XUPS, 51  
 \$\$\$WEIGHT^XLFMSMT, 615  
 \$\$\$WHAT^XUAF4, 151  
 \$\$\$WITHIN^XLFD, 578  
 \$\$\$WORKDAY^XUWORKDY, 249  
 \$\$\$WORKPLUS^XUWORKDY, 250  
 \$\$\$XMLHDR^MXMLUTL, 457, 645

## %

%G Utility, 240  
 %Index of Routines Option, 474, 491  
 %RR Routine, 479  
 %RS Routine, 479, 480  
 %ZTPP Utility, 477  
 %ZTRDEL Routine, 479

## ^

^ %RR Direct Mode Utility, 472  
 ^ %RS Direct Mode Utility, 473  
 ^%G (OS-specific)  
     Direct Mode Utility, 240  
 ^%G Direct Mode Utility, 239  
 ^%INDEX Direct Mode Utility, 472, 481  
 ^%RR Direct Mode Utility, 479  
 ^%RS Direct Mode Utility, 480  
 ^%Z Direct Mode Utility, 472, 476  
 ^%Z Editor, 241, 243, 476  
     User Interface, 241  
 ^%Z Global, 241  
 ^%ZIS, 59  
 ^%ZISC, 75  
 ^%ZOSF  
     Global, 286  
     Nodes, 285, 286  
         ACTJ, 286  
         AVJ, 286  
         BRK, 286  
         DEL, 286  
         EOFF, 286  
         EON, 286  
         EOT, 286  
         ERRTN, 286  
         ETRP, 286  
         GD, 287  
         GSEL, 287  
         JOBPARAM, 287  
         LABOFF, 287  
         LOAD, 287  
         LPC, 287  
         MAGTAPE, 287  
         MAXSIZ, 287  
         MGR, 285, 287  
         MTBOT, 287  
         MTERR, 287  
         MTONLINE, 287  
         MTWPROT, 287  
         NBRK, 287  
         NO-PASSALL, 287

NO-TYPE-AHEAD, 287  
 OS, 287  
 PASSALL, 287  
 PRIINQ, 288  
 PRIORITY, 288  
 PROD, 285, 288  
 PROGMODE, 288  
 RD, 288  
 RESJOB, 288  
 RM, 288  
 RSEL, 288  
 RSUM, 288  
 RSUM1, 288  
 SAVE, 288  
 SIZE, 288  
 SS, 288  
 TEST, 288  
 TMK, 288  
 TRAP, 288  
 TRMOFF, 288  
 TRMON, 288  
 TRMRD, 288  
 TYPE-AHEAD, 288  
 UCI, 288  
 UCICHECK, 288  
 UPPERCASE, 288  
 VOL, 285, 288  
 XY, 288  
 ZD, 288  
 ^%ZTBKC Direct Mode Utility, 285  
 ^%ZTER, 106  
 ^%ZTER Direct Mode Utility, 481, 484  
 ^%ZTLOAD, 340  
 ^%ZTP1 Direct Mode Utility, 472  
 ^%ZTPP Direct Mode Utility, 472, 477  
 ^%ZTRDEL Direct Mode Utility, 472, 479  
 ^nsNTEG Direct Mode Utility, 481  
 ^XGF Direct Mode Utilities, 533  
 ^XGFDEMO Direct Mode Utility, 533  
 ^XINDEX Direct Mode Utility, 472, 480, 481,  
 491  
 ^XQ1 Direct Mode Utility, 230  
 ^XQDATE, 246  
 ^XTEMP Global, 474, 485  
 ^XTER Direct Mode Utility, 481, 484  
 ^XTERPUR, 484  
 ^XTERPUR Direct Mode Utility, 481, 484  
 ^XTFCE Direct Mode Utility, 472, 476  
 ^XTFCR Direct Mode Utility, 472, 476  
 ^XTRCMP Direct Mode Utility, 472, 479  
 ^XTRGRPE Direct Mode Utility, 472, 476

^XTVCHG Direct Mode Utility, 472, 477  
 ^XTVNUM Direct Mode Utility, 472, 477  
 ^XUP Direct Mode Utility, 307, 484  
 ^XUP Routine, 230  
 ^XUS Direct Mode Utility, 307  
 ^XUSCLEAN, 308  
 ^XUSCLEAN Direct Mode Utility, 308  
 ^XUSEC Global, 297  
 ^XUSESIG, 99  
 ^XUVERIFY, 330  
 ^XUWORKDY, 247  
 ^ZTEDIT Direct Mode Utility, 241  
 ^ZTMGRSET Direct Mode Utility, 285  
 ^ZU Direct Mode Utility, 308

## A

Aborting an Installation During the Pre-Install  
 Routine (KIDS), 190  
 Aborting Installations During the Environment  
 Check (KIDS), 185  
 Accessing Questions and Answers (KIDS), 195  
 Acronyms  
     Intranet Website, 652  
 ACTION Menu, 243  
 ACTION^XQALERT, 25  
 ACTION^XQH4, 121  
 Actual Usage of Alpha/Beta Test Options  
     Option, 208  
 ADD^XPAR, 430  
 Adding New Users  
     \$\$ADD^XUSERNEW, 322  
 ADDRESS FOR USAGE REPORTING Field  
     (#22), 205, 209  
 Address Hygiene  
     \$\$FIPS^XIPUTIL, 5  
     \$\$FIPSCHK^XIPUTIL, 5  
     APIs, 3  
     CCODE^XIPUTIL, 3  
     Developer Tools, 3  
     POSTAL^XIPUTIL, 6  
     POSTALB^XIPUTIL, 8  
 Advanced Build Techniques (KIDS), 183  
 AHISTORY^XQALBUTL, 14  
 AK.Keyname Cross-reference, 297  
 ALERT File (#8992), 11, 13, 25, 31, 35, 42, 49,  
 646  
 Alert Identifier, 12  
 ALERT TRACKING File (#8992.1), 12, 14, 15,  
 16, 22, 23, 24, 28, 35  
 ALERTDAT^XQALBUTL, 16  
 Alerts

- \$\$CURRSURO^XQALSURO, 43
- \$\$GETSURO^XQALSURO, 44
- \$\$PENDING^XQALBUTL, 19
- \$\$PKGPEND^XQALBUTL, 20
- \$\$SETUP1^XQALERT, 35
- ACTION^XQALERT, 25
- AHISTORY^XQALBUTL, 14
- Alert Identifier, 12
- ALERTDAT^XQALBUTL, 16
- APIs, 14
- DELETE^XQALERT, 25, 27
- DELSTAT^XQALBUTL, 18
- Developer Tools, 11
- FORWARD^XQALFWD, 42
- GETACT^XQALERT, 28
- Glossary, 13
- NOTIPURG^XQALBUTL, 19
- Package Identifier, 12
- PATIENT^XQALERT, 29
- PTPURG^XQALBUTL, 21
- RECIPURG^XQALBUTL, 22
- REMVSURO^XQALSURO, 46
- SETSURO1^XQALSURO, 47
- SETUP^XQALERT, 30
- SUROFOR^XQALSURO, 48
- SUROLIST^XQALSURO, 49
- Toolkit APIs, 390
- USER^XQALERT, 40
- USERDATA^XQALBUTL, 22
- USERLIST^XQALBUTL, 24
- ALERTS File (#8992), 37
- ALPHA,BETA TEST OPTION Multiple Field (#33), 204, 210
- Alpha/Beta Test Option Usage Menu, 207
- ALPHA/BETA TEST PACKAGE Multiple Field (#32), 204, 210
- ALPHA/BETA TESTING Field (#20), 205, 210
- Alpha/Beta Tracking
  - Initiating (KIDS), 205
    - Build Entry, 205
  - Local Option Counting, 204
  - Monitoring (KIDS), 207
  - Purging of the Option Counts, 209
  - Send Alpha/Beta Usage to Programmers Option, 208
  - Sending a Summary Message, 206, 208
  - Terminating (KIDS), 209
  - Terminating Tracking
    - Local Test Software Option Usage, 209
    - National Release Software Option Usage, 210
- Usage Reports (KIDS), 207
- Alpha/Beta Tracking (KIDS), 204
- Analyzing Routines
  - Routine Tools, 474
- APIs
  - CHKLOCAL^XDRMERG2, 405
  - LKUP^XTLKMGR, 416
  - Obsolete
    - XRT0 Output Parameter, Start Time, 294
    - XRTN Input Parameter, Routine Name, 295
- APP PROXY ALLOWED Field (#.11), 319
- Appending Text to a Server Request Bulletin or Mailman Reply, 304
- Application Program Interface (API)
  - Address Hygiene, 3
  - Alerts, 14
  - Common Services, 51
  - Device Handler, 55
  - DNS, 97
  - Electronic Signatures, 99
  - Error Processing, 105
  - Field Monitoring, 111
  - Help Processor, 120
  - Host Files, 123
  - Institution File, 135
  - Menu Manager, 231
  - Miscellaneous, 244
  - Name Standardization, 253
  - National Provider Identifier (NPI), 279
  - Operating System, 286
  - Security Keys, 298
  - Signon/Security, 313
  - Spooling, 335
  - TaskMan, 348
  - Toolkit, 390
  - Unwinder, 510
  - User, 514
  - XGF Function Library, 534
  - XLF Function Library, 554
  - XML, 632
- Application Programming Interface (API)
  - KIDS, 211
- Application Proxy User, 319, 320
- Ask if Production Account Option, 316
- Ask Installation Questions, How to (KIDS), 193
- Assumptions
  - About the Reader, xlviii
- AUTO MENU, 228
- AVHLPTXT^XUS2, 318

**B**

BLDLST^XPAREDIT, 440  
 BMES^XPDUTL, 213  
 Build Entries (KIDS), 160  
 BUILD File (#9.6), 160, 165, 184, 189, 191,  
 200, 205, 209, 210, 221, 223, 224, 474, 478,  
 485  
 Build Name (KIDS), 165  
 Build Screens (KIDS), 163

**C**

Calculate and Show Checksum Values Option  
 Programmer Options Menu, 483  
 CALL^%ZISTCP, 85  
 Callable Entry Points  
 XTLKKWL, 416  
 Calling  
 ^%ZTLOAD to Create Tasks (TaskMan), 337  
 ^%ZTLOAD within a Task (TaskMan), 343  
 Device Handler (^%ZIS) within a Task  
 (TaskMan), 343  
 EN^XUTMDEVQ to Create Tasks  
 (TaskMan), 337  
 Callout Boxes, xlv  
 CAN DELETE WITHOUT PROCESSING  
 Field (#.1), 31, 35  
 Capacity Management  
 Response Time Measures (Obsolete)  
 APIs  
 XRT0 Output Parameter, Start Time, 294  
 XRTN Input Parameter, Routine Name,  
 295  
 Capacity Planning  
 National Database, 292  
 CCODE^XIPUTIL, 3  
 CDSYS^XUAF4, 135  
 CHCKSUM^XTSUMBLD Direct Mode Utility,  
 481, 483, 484  
 CHECK^XTSUMBLD Routine, 478, 481, 484  
 CHECK1^XTSUMBLD Routine, 478, 481, 483,  
 484  
 Checking  
 For Background Execution  
 ZTQUEUED (TaskMan), 341  
 For Stop Requests (TaskMan), 340  
 Checkpoint Parameter Node, 197  
 Checkpoints *with* Callbacks, 197  
 Checkpoints *without* Callbacks (Data Storage),  
 199  
 CHECKSUM REPORT Field, 478

CHECKSUM VALUE Field, 478  
 Checksums, 243, 480, 483  
 CHG^XPAR, 431  
 CHGA^XGF, 534  
 CHILDREN^XUAF4, 136  
 CHKLOCAL^XDRMERM2 API, 405  
 Choosing What Data to Send with a File  
 (KIDS), 170  
 Clean Error Trap Option, 105  
 CLEAN^XGF, 536  
 CLEAR^XGF, 537  
 CLOSE^%ZISH, 124  
 CLOSE^%ZISTCP, 86  
 CLOSE^%ZISUTL, 87  
 CLOSEST PRINTER Field, 68  
 CMNT^MXMLDOM, 447, 634  
 Common Services  
 \$\$IEN^XUPS, 51  
 \$\$VPID^XUPS, 51  
 APIs, 51  
 Developer Tools, 51  
 EN1^XUPSQRY, 52  
 Compare local/national checksums report  
 Option, 478, 484  
 Compare Routines on Tape to Disk Option, 478  
 Compare Two Routines Option, 479  
 Comparing Routines  
 Routine Tools, 478  
 Contents, xviii  
 Controlling  
 The Disable Options/Protocols Prompt  
 (KIDS), 187  
 The Move Routines to Other CPUs Prompt  
 (KIDS), 187  
 The Queuing of the Install Prompt (KIDS),  
 186  
 Convert  
 \$H to External Format, 570  
 \$H to VA FileMan Date Format, 572  
 \$H/VA FileMan date to Seconds, 576  
 Another Base to Base 10, 629  
 Base 10 to Another Base, 628  
 Between Two Bases, 627  
 Decimals to Degrees:Minutes:Seconds, 598  
 Degrees to Radians, 600  
 Degrees:Minutes:Seconds to Decimal, 599  
 Domain Name to IP Addresses, 97  
 HL7 Date to VA FileMan Date, 569  
 HL7 Formatted Name to Name, 258  
 Length Measurement, 612  
 Name to HL7 Formatted Name, 260

- Radians to Degrees, 605
  - Seconds to \$H, 557
  - String to Lowercase, 619
  - String to Soundex, 245
  - String to Uppercase, 626
  - Temperature Measurement, 613
  - VA FileMan Date to \$H, 566
  - VA FileMan Date to External Format, 561
  - VA FileMan Date to HL7 Date, 567
  - Volume Measurement, 614
  - Weight Measurement, 615
  - Copy Build to Build (KIDS), 162
  - COUNTY CODE File (#5.13), 7, 9
  - CRC Functions
    - \$\$CRC16^XLFCRC, 554
    - \$\$CRC32^XLFCRC, 556
  - CRC Functions (XLF), 554
  - Create a Build Using Namespace (KIDS), 161
  - Creating
    - Tasks Using Scheduled Options (TaskMan), 337
  - Creating a Package-specific User Termination Action, 312
  - Creating Builds (KIDS), 160
  - Creating Options, 227
  - Creating Transport Globals that Install Efficiently (KIDS), 182
  - Customizing a Server Request Bulletin, 304
  - CVC^XUSRB, 324
- D**
- Data Dictionary
    - Data Dictionary Utilities Menu, xlviii
    - Listings, xlviii
  - Data Dictionary Cleanup (KIDS), 174
  - Data Dictionary Update (KIDS), 165
  - Data Standardization
    - Replacement Relationships, 393
    - Toolkit APIs, 392
  - Databases
    - Capacity Planning National Database, 292
  - Date Functions
    - \$\$H^XLFD, 557
    - \$\$DOW^XLFD, 558
    - \$\$DT^XLFD, 558
    - \$\$FMADD^XLFD, 559
    - \$\$FMDIFF^XLFD, 560
    - \$\$FMTE^XLFD, 561
    - \$\$FMTH^XLFD, 566
    - \$\$FMTHL7^XLFD, 567
    - \$\$HADD^XLFD, 567
    - \$\$HDIFF^XLFD, 568
    - \$\$HL7TFM^XLFD, 569
    - \$\$HTE^XLFD, 570
    - \$\$HTFM^XLFD, 572
    - \$\$NOW^XLFD, 573
    - \$\$SCH^XLFD, 574
    - \$\$SEC^XLFD, 576
    - \$\$TZ^XLFD, 577
    - \$\$WITHIN^XLFD, 578
  - Date Functions (XLF), 557
  - Dates
    - Miscellaneous Developer Tools, 246
  - DAYS FOR BACKUP REVIEWER Field (#.15), 37
  - DE^XUSHSP, 102
  - DEA# Field (#53.2), 519
  - DEFAULT TIMED READ (SECONDS) Field (#210), 516
  - DEL^XPAR, 432
  - DEL^XPDKEY, 298
  - DELCOMP^XLFFNAME2, 274
  - Delete a Routine or Skip Installing (KIDS), 185
  - Delete Old (>14d) Alerts Option, 32, 37
  - Delete Routines Option, 479
  - Delete Unreferenced Options Option, 239
  - DELETE^MXMLDOM, 448, 635
  - DELETE^XQALERT, 25
  - DELETEA^XQALERT, 27
  - Deleting
    - Routines
      - Routine Tools, 479
  - DELSTAT^XQALBUTL, 18, 390
  - DESC^%ZTLOAD, 374
  - Determining How Data is Installed at the Receiving Site (KIDS), 171
  - Developer Tools
    - Address Hygiene, 3
    - Alerts, 11
    - Common Services, 51
    - Device Handler, 55
    - Domain Name Service (DNS), 97
    - Electronic Signatures, 99
    - Error Processing, 105
    - Field Monitoring, 111
    - File Access Security, 115
    - Help Processor, 119
    - Host Files, 123
    - Institution File, 135
    - KIDS, 159
    - Menu Manager, 227
    - Miscellaneous, 239

- Date Conversions and Calculations, 246
- Lookup Utility, 245
- Progress Bar Emulator, 244
- Name Standardization, 253
- National Provider Identifier (NPI), 279
- Operating System Interface, 285
- Public Key Infrastructure (PKI), 519
- Security Keys, 297
- Server Options, 303
- Signon/Security, 307
- Spooling, 334
- TaskMan, 336
- Toolkit, 390
- Unwinder, 510
- User, 514
- XGF Function Library, 532
- XLF Function Library, 554
- XML, 632
- DEVICE File (#3.5), 42, 59, 61, 62, 63, 66, 67, 68, 69, 73, 123, 429, 516
- Device Handler
  - \$\$RES^XUDHSET, 58
  - \$\$REWIND^%ZIS, 74
  - \$I, 64
  - ^%ZIS, 59
  - ^%ZISC, 75
  - APIs, 55
  - CALL^%ZISTCP, 85
  - CLOSE^%ZISTCP, 86
  - CLOSE^%ZISUTL, 87
  - Developer Tools, 55
  - Device Type, 67
  - DEVICE^XUDHGUI, 55
  - ENDR^%ZISS, 77
  - ENS^%ZISS, 78
  - GKILL^%ZISS, 83
  - GSET^%ZISS, 83
  - Help Frames, 72
  - HLP1^%ZIS, 72
  - HLP2^%ZIS, 72
  - HOME^%ZIS, 73
  - KILL^%ZISS, 85
  - Multiple Devices and ^%ZIS, 71
  - OPEN^%ZISUTL, 87
  - PKILL^%ZISP, 75
  - RMDEV^%ZISUTL, 90
  - SAVDEV^%ZISUTL, 90
  - Subtype, 67
  - USE^%ZISUTL, 91
- DEVICE^XUDHGUI, 55
- Devices
  - Rewinding, 74
  - Dialog Entries (KIDS), 177
  - DIALOG File (#.84), 177, 178, 433
  - DIFROM, 160, 168, 183, 190, 191
  - DIFROM Variable, 185, 191
  - DINUM, 402, 403, 406
  - Direct Mode Utilities
    - ^%G, 239
    - ^%G (OS-specific), 240
    - ^%INDEX, 481
    - ^%ZTER, 481
    - ^nsNTEG, 481
    - ^XGF, 533
    - ^XGFDEMO, 533
    - ^XINDEX, 480, 481
    - ^XTER, 105, 481
    - ^XTERPUR, 105, 481
    - ^XTLKKWL, 416
    - ^XUSCLEAN, 308
    - ^ZTEDIT, 241
    - ^ZTMB, 347
    - ^ZTMCHK, 347
    - ^ZTMGRSET, 285
    - ^ZTMON, 348
    - ^ZU, 308
  - CHCKSUM^XTSUMBLD, 481, 483, 484
  - Check Environment (TaskMan), 347
  - Error Processing, 105
  - H^XUS, 308
  - Menu Manager, 230
    - ^XQ1, 230
  - Miscellaneous Programmer
    - ^%ZTER, 484
    - ^XUP, 484
  - Monitor TaskMan, 348
  - ONE^nsNTEG, 481
  - Operating System Interface, 285
    - ^%ZTBKC, 285
    - Global Block Count, 285
    - Update ^%ZOSF Nodes, 285
  - Place Taskman in a WAIT State, 348
  - Remove Taskman from WAIT State Option, 348
  - Restart TaskMan, 347
  - RESTART^ZTM, 347
  - Routine Tools
    - ^%RR (OS-specific), 472
    - ^%RS (OS-specific), 473
    - ^%INDEX, 472
    - ^%RR (OS-specific), 479
    - ^%RS (OS-specific), 480

- ^%Z, 472, 476
- ^%ZTP1, 472
- ^%ZTPP, 472, 477
- ^%ZTRDEL, 472, 479
- ^XINDEX, 472, 491
- ^XTFCE, 472, 476
- ^XTFCR, 472, 476
- ^XTRCMP, 472, 479
- ^XTRGRPE, 472, 476
- ^XTVCHG, 472, 477
- ^XTVNUM, 472, 477
- TAPE^XTRCMP, 472, 478
- RUN^ZTMKU, 348
- Signon/Security, 307
  - ^XUP, 307
  - ^XUS, 307
  - ^XUSCLEAN, 308
  - ^ZU, 308
  - H^XUS, 308
- Starting TaskMan, 347
- STOP^ZTMKU, 348
- Stopping TaskMan, 348
- TaskMan, 347
- Toolkit
  - Miscellaneous Tools, 239
  - Routine Tools, 472
  - Verification Tools, 480
- Verification Tools
  - ^%ZTER, 484
  - ^XTER, 484
  - ^XTERPUR, 484
  - ^XTTER, 484
- WAIT^ZTMKU, 348
- XGF Function Library
  - ^XGFDEMO, 533
- DISABLE, 187
- Disclaimers, xliv
- Discontinuation
  - USER TERMINATE ROUTINE, 311
- DISP^XQORM1, 513
- DISP^XUTMOPT, 361
- DIV4^XUSER, 522
- DIVGET^XUSRB2, 528
- DIVSET^XUSRB2, 529
- DK^XTLKMGR, 418
- DLAYGO
  - ^DIC Calls, 116
  - ^DIE Calls, 117
  - When Navigating to Files, 116
- DLL^XTLKMGR, 419
- DNS
  - APIs, 97
  - DNS IP Field (#8989.3,51), 97
  - Documentation
    - Symbols, xlv
  - Documentation Conventions, xlv
  - Documentation Navigation, xlvii
  - DOLRO^%ZOSV, 289
  - Domain, 314
  - DOMAIN File (#4.2), 314, 429
  - Domain Name Service (DNS)
    - \$\$ADDRESS^XLFNSLK, 97
    - Developer Tools, 97
    - MAIL^XLFNSLK, 98
  - DQ^%ZTLOAD, 374
  - DSD^ZISPL, 335
  - DSDOC^ZISPL, 335
  - DSH^XTLKMGR, 419
  - DSY^XTLKMGR, 420
  - DUPLICATE RECORD File (#15), 402
  - Duplicate Record Merge
    - Toolkit APIs, 402
  - DUPLICATE RESOLUTION File (#15.1), 402
  - DUZ("AG"), 307
  - DUZ(0), 115
  - DUZ(2), 307
- E**
- Edit a Build
  - Components
    - Dialog entries, 177
    - Forms, 178
    - Options, 175
    - Protocols, 175
    - Routines, 176
    - Templates, 178
  - Components (KIDS), 174
  - File List
    - Data Dictionary Update (KIDS), 165
    - DD (Full or Partial) (KIDS), 167
    - Sending Security Codes (KIDS), 166
  - Files (KIDS), 165
  - Name & Version, Build Information (KIDS), 164
- Edit a Build (KIDS), 162
- Edit a Build—Screen 4 (KIDS), 193
- EDIT HISTORY Multiple, 241
- Edit Options, 228
- EDIT^XPAREEDIT, 440
- EDIT^XUTMOPT, 362
- Editing in Line Mode
  - Help, 242

- Editing Routines
  - Routine Tools, 476
- Editors
  - ^%Z, 241, 243, 476
  - User Interface, 241
- EDITPAR^XPAREDIT, 441
- Electronic Signatures
  - \$\$CHKSUM^XUSESIG1, 100
  - \$\$CMP^XUSESIG1, 100
  - \$\$DE^XUSESIG1, 101
  - \$\$EN^XUSESIG1, 101
  - \$\$ESBLOCK^XUSESIG1, 102
  - ^XUSESIG, 99
  - APIs, 99
  - DE^XUSHSHP, 102
  - Developer Tools, 99
  - EN^XUSHSHP, 103
  - HASH^XUSHSHP, 104
  - SIG^XUSEIG, 99
- EN^MXMLPRSE, 454, 640
- EN^XDRMERG, 403
- EN^XPAR, 432
- EN^XPAREDIT, 441
- EN^XPDIJ, 212
- EN^XQH, 120
- EN^XQOR, 510
- EN^XQORM, 512
- EN^XUSHSHP, 103
- EN^XUTMDEVQ, 352
- EN^XUTMTP, 364
- EN1^XQH, 120
- EN1^XQOR, 511
- EN1^XUPSQR, 52
- ENDR^%ZISS, 77
- ENS^%ZISS, 78
- Enter/Edit Kernel Site Parameters Option, 210
- Entity
  - Parameter Tools
    - Toolkit APIs, 429
- Entry Action Options, 228
- Entry and Exit Execute Statements, 119
- ENVAL^XPAR, 434
- Environment Check is Run Twice (KIDS), 184
- Environment Check Routine (KIDS), 183
- Error
  - Log, 484
- ERROR LOG File (#3.075), 106
- ERROR MESSAGES File (#3.076), 107
- Error Processing
  - \$\$NEWERR^%ZTER, 108
  - ^%ZTER, 106
- ^XTER, 105
- ^XTERPUR, 105
- APIs, 105
- Developer Tools, 105
- Direct Mode Utilities, 105
- UNWIND^%ZTER, 108
- Error Trap Display Option, 105
- Errors
  - Log, 484
  - Processing Kernel Error Trapping and Reporting, 484
  - Reporting, 484
  - Tracking Alpha/Beta Software Errors (KIDS), 206
  - Trapping, 484
- Errors Logged in Alpha/Beta Test (QUEUED) Option, 205, 206
- EVE Menu, 159
- Exit Action Options, 228
- EXIT^XPDID, 245
- Exporting Globals (KIDS), 182

## F

- F4^XUAF4, 137
- Field Level Protection, 115
- Field Monitoring
  - APIs, 111
  - Developer Tools, 111
  - OPKG^XUHUI, 111
- Fields
  - ADDRESS FOR USAGE REPORTING (#22), 205, 209
  - ALPHA,BETA TEST OPTION Multiple (#33), 204, 210
  - ALPHA/BETA TEST PACKAGE Multiple (#32), 204, 210
  - ALPHA/BETA TESTING (#20), 205, 210
  - APP PROXY ALLOWED (#.11), 319
  - CAN DELETE WITHOUT PROCESSING (#.1), 31, 35
  - CHECKSUM REPORT, 478
  - CHECKSUM VALUE, 478
  - CLOSEST PRINTER, 68
  - DAYS FOR BACKUP REVIEWER (#.15), 37
  - DEA# (#53.2), 519
  - DEFAULT TIMED READ (SECONDS) (#210), 516
  - DNS IP (#8989.3,51), 97
  - EDIT HISTORY Multiple, 241
  - INSTALLATION MESSAGE (#21), 205



- MASTER ENTRY FOR VUID, 460, 461, 467, 468
- OPEN PARAMETERS, 61, 66
- PACKAGE FILE LINK, 201, 202
- PACKAGE NAMESPACE OR PREFIX (#23), 205
- PATCH APPLICATION HISTORY (#1105, Multiple), 212
- PRE-TRANSPORTATION ROUTINE f(#900), 189
- Protection, 115
- STATION NUMBER (#99), 150, 152
- SURROGATE END DATE/TIME (#.04), 49
- SURROGATE FOR ALERTS (#.02), 49
- SURROGATE START DATE/TIME (#.03), 49
- TIME ZONE (#1), 577
- TIMED READ (# OF SECONDS) (#200.1), 516
- TIMED READ (# OF SECONDS) (#51.1), 516
- TRANSPORT BUILD NUMBER (#63), 478
- TYPE (#4), 233, 234
- USE PARAMETERS, 66
- USER CLASS (#9.5), 319
- USER TERMINATE ROUTINE, 311
- USER TERMINATE TAG, 311
- VERSION (#22, Multiple), 212
- Figures, xxxviii
- File Access Security
  - Developer Tools, 115
  - DLAYGO
    - ^DIC Calls, 116
    - ^DIE Calls, 117
    - When Navigating to Files, 116
  - Field Level Protection, 115
  - File Navigation, 115
- File Navigation, 115
- Files
  - ALERT (#8992), 11, 13, 25, 31, 35, 42, 49, 646
  - ALERT TRACKING (#8992.1), 12, 14, 15, 16, 22, 23, 24, 28, 35
  - ALERTS(#8992), 37
  - BUILD (#9.6), 160, 165, 184, 189, 191, 200, 205, 209, 210, 221, 223, 224, 474, 478, 485
  - COUNTY CODE (#5.13), 7, 9
  - DEVICE (#3.5), 429
  - DEVICE (#3.5), 42, 59, 61, 62, 63, 66, 67, 68, 69, 73, 123
  - DEVICE (#3.5), 516
  - DEVICE (#3.5), 516
  - DIALOG (#.84), 177, 178, 433
  - DOMAIN (#4.2), 314, 429
  - DUPLICATE RECORD (#15), 402
  - DUPLICATE RESOLUTION (#15.1), 402
  - ERROR LOG (#3.075), 106
  - ERROR MESSAGES (#3.076), 107
  - FORUM ROUTINE (#9.8), 478
  - HELP FRAME (#9.2), 119, 120, 121
  - HL7 MESSAGE TEXT (#772), 153
  - HOLIDAY (#40.5), 247, 248, 249, 250
  - HOSPITAL LOCATION (#44), 429
  - ICD DIAGNOSIS (#80), 422
  - ICD OPERATION/PROCEDURE (#80.1), 422
  - INDEX (#.11), 276
  - INSTALL (#9.7), 211, 212, 213, 217, 218, 220, 223, 474, 485
  - INSTITUTION (#4), 135, 137, 139, 140, 141, 142, 143, 144, 145, 147, 148, 150, 151, 152, 280, 283, 314, 429, 520, 522
  - INSTITUTION ASSOCIATION TYPES (#4.05), 146, 149
  - KERMIT HOLDING (#8980), 414
  - KERNEL PARAMETERS (#8989.2), 313, 314, 315
  - KERNEL SYSTEM PARAMETERS (#8989.3), 97, 125, 204, 209, 210, 314, 322, 516
  - LOCAL KEYWORD (#8984.1), 417, 418, 420
  - LOCAL LOOKUP (#8984.4), 416, 417, 419, 421, 422, 423, 427, 428
  - LOCAL SHORTCUT (#8984.2), 417, 419, 427
  - LOCAL SYNONYM (#8984.3), 417, 420, 422, 427
  - MAILMAN SITE PARAMETERS (#4.3), 577
  - MAILMAN TIME ZONE (#4.4), 569, 577
  - MERGE IMAGE (#15.4), 404, 406
  - MUMPS OPERATING SYSTEM (#.7), 172
  - NAME COMPONENTS (#20), 255, 261, 263, 265, 269, 275, 276, 277, 278
  - NAME COMPONENTS File (#20), 253, 274
  - NEW PERSON (#200), 19, 20, 22, 42, 44, 45, 46, 47, 48, 50, 51, 52, 99, 102, 103, 104, 112, 113, 255, 263, 269, 276, 280, 282, 297, 298, 309, 310, 311, 312, 319, 320, 322, 429, 515, 516, 518, 519, 520, 522, 523, 525, 526, 527

- OBJECT (#2005), 119
  - OE/RR LIST (#100.21), 429
  - OPTION (#19), 111, 175, 204, 228, 229, 232, 233, 234, 240, 310, 321, 338, 362, 363, 511
  - OPTION SCHEDULING (#19.2), 175, 336, 338, 362
  - PACKAGE (#9.4), 160, 193, 200, 201, 202, 212, 225, 311, 402, 429, 474, 485
  - PARAMETER DEFINITION (#8989.51), 430, 433, 435, 440, 442
  - PARAMETER ENTITY (#8989.518), 429
  - PARAMETER TEMPLATE (#8989.52), 430, 443
  - PARAMETERS (#8989.5), 430, 432
  - PATIENT (#2), 12, 21, 29
  - PERSON CLASS (#8932.1), 514, 515
  - PROTOCOL (#101), 111, 510, 511
  - REMOTE PROCEDURE (#8994), 319
  - ROOM-BED (#405.4), 429
  - ROUTINE (#9.8), 176, 241, 478, 480
  - SECURITY KEY (#19.1), 297, 298
  - SERVICE/SECTION (#49), 429
  - SIGN-ON LOG (#3.081), 308
  - SPOOL DATA (#3.519), 335
  - SPOOL DOCUMENT (#3.51), 335
  - STATE (#5), 3, 7, 9
  - TASK SYNC FLAG (#14.8), 346, 347
  - TASKS (#14.4), 340, 341, 374
  - TEAM (#404.51), 429
  - TERMINAL TYPE (#3.2), 61, 67, 76, 77, 78
  - USER CLASS (#201), 319
  - USR CLASS (#8930), 429
  - VOLUME SET (#14.5), 376
  - XDR REPOINTED ENTRY (#15.3), 404
  - XQAB ERRORS LOGGED (#8991.5), 205
  - XTV ROUTINE CHANGES (#8991), 482
  - XTV ROUTINE CHANGES File (#8991), 482
  - Flow Chart Entire Routine Option, 476
  - Flow Chart from Entry Point Option, 476
  - Forced Queuing, 70
  - Form Feeds, 66, 75
  - Forms (KIDS), 178
  - FORUM ROUTINE File (#9.8), 478
  - FORWARD^XQALFWD, 42
  - FRAME^XGF, 538
  - Full DD (All Fields) (KIDS), 167
- G**
- GETACT^XQALERT, 28
  - GETENT^XPAREDIT, 442
  - 664
  - GETENV^%ZOSV, 290
  - GETIREF^XTID, 459
  - GETLST^XPAR, 436
  - GETPAR^XPAREDIT, 442
  - GETPEER^%ZOSV, 332
  - GETWP^XPAR, 437
  - GKILL^%ZISS, 83
  - Global
    - ^%Z, 241
  - Global Block Count option, 285
  - Global Block Count Option, 239
  - Globals
    - ^%ZOSF, 286
    - ^%ZRTL
      - Obsolete, 295
    - ^XTEMP Global, 474, 485
    - ^XTV, 204
    - ^XUSEC, 297, 298, 299
    - Block Count, 285
    - XTMP, 179, 180, 186, 290, 291, 329, 344
    - XUTL, 513
  - Glossary, 646
    - Alerts, 13
    - Intranet Website, 652
  - Group Routine Edit Option, 476
  - GSET^%ZISS, 83
- H**
- H^XUS, 308, 316
  - H^XUS Direct Mode Utility, 308
  - HASH^XUSHSH, 104
  - Header Options, 228
  - Help
    - At Prompts, xlvii
    - Line Mode Editing, 242
    - Online, xlvii
    - Question Marks, xlvii
  - HELP FRAME File (#9.2), 119, 120, 121
  - Help processor
    - ACTION^XQH4, 121
    - EN^XQH, 120
    - EN1^XQH, 120
  - Help Processor
    - APIs, 120
    - Developer Tools, 119
    - Entry and Exit Execute Statements, 119
    - Link to the OBJECT File, 119
  - History, Revisions to Documentation and Patches, iii
  - HL7 MESSAGE TEXT File (#772), 153
  - HLP1^%ZIS, 72

HLP2^%ZIS, 72  
HOLIDAY File (#40.5), 247, 248, 249, 250  
Home Pages  
    Acronyms Intranet Website, 652  
    Adobe Website, xlviii  
    Glossary Intranet Website, 652  
    Kernel Website, xlviii  
    VHA Software Document Library (VDL) Website, xlviii  
    VistA Development Website, xlv  
HOME^%ZIS, 73  
HOSPITAL LOCATION File (#44), 429  
Host Files  
    \$\$DEFDIR^%ZISH, 125  
    \$\$DEL^%ZISH, 126  
    \$\$FTG^%ZISH, 127  
    \$\$GATF^%ZISH, 128  
    \$\$GTF^%ZISH, 129  
    \$\$LIST^%ZISH, 130  
    \$\$MV^%ZISH, 131  
    \$\$PWD^%ZISH, 133  
    \$\$STATUS^%ZISH, 133  
    APIs, 123  
    CLOSE^%ZISH, 124  
    Developer Tools, 123  
    OPEN^%ZISH, 132  
How KIDS Matches Incoming Entries with Existing Entries, 172  
How to  
    Ask Installation Questions (KIDS), 193  
    Obtain Technical Information Online, xlvii  
    Override MTLU, 416  
    Use this Manual, xlv  
    Write Code to Queue Tasks, 336  
HTTP Client  
    Toolkit APIs, 407  
Hunt Groups, 59, 66  
Hyperbolic Trigonometric Functions  
    \$\$ACOSH^XLFHYPER, 579  
    \$\$ACOTH^XLFHYPER, 579  
    \$\$ACSCH^XLFHYPER, 580  
    \$\$ASECH^XLFHYPER, 581  
    \$\$ASINH^XLFHYPER, 581  
    \$\$ATANH^XLFHYPER, 582  
    \$\$COSH^XLFHYPER, 582  
    \$\$COTH^XLFHYPER, 583  
    \$\$CSCH^XLFHYPER, 584  
    \$\$SECH^XLFHYPER, 584  
    \$\$SINH^XLFHYPER, 585  
    \$\$TANH^XLFHYPER, 586  
Hyperbolic Trigonometric Functions (XLF), 579

July 1995  
Revised July 2012

## I

ICD DIAGNOSIS File (#80), 422  
ICD OPERATION/PROCEDURE File (#80.1), 422  
INDEX File (#.11), 276  
INIT^XPDID, 244  
Initiating  
    Alpha/Beta Tracking (KIDS), 205  
    Build Entry, 205  
INITKB^XGF, 539  
Input Routines Option, 479  
INSTALL File (#9.7), 211, 212, 213, 217, 218, 220, 223, 474, 485  
Install Package(s) Option, 184  
INSTALLATION MESSAGE Field (#21), 205  
Instance  
    Parameter Tools  
        Toolkit APIs, 430  
Institution, 314  
INSTITUTION ASSOCIATION TYPES File (#4.05), 146, 149  
Institution File  
    \$\$ACTIVE^XUAF4, 135  
    \$\$CIRN^XUAF4, 137  
    \$\$ID^XUAF4, 139  
    \$\$IDX^XUAF4, 139  
    \$\$IEN^XUAF4, 140  
    \$\$IEN^XUMF, 151  
    \$\$LEGACY^XUAF4, 140  
    \$\$LKUP^XUAF4, 141  
    \$\$MADD^XUAF4, 142  
    \$\$NAME^XUAF4, 143  
    \$\$NNT^XUAF4, 143  
    \$\$NS^XUAF4, 144  
    \$\$O99^XUAF4, 144  
    \$\$PADD^XUAF4, 145  
    \$\$PRNT^XUAF4, 147  
    \$\$RF^XUAF4, 147  
    \$\$RT^XUAF4, 148  
    \$\$STA^XUAF4, 150  
    \$\$TF^XUAF4, 150  
    \$\$WHAT^XUAF4, 151  
    APIs, 135  
    CDSYS^XUAF4, 135  
    CHILDREN^XUAF4, 136  
    Developer Tools, 135  
    F4^XUAF4, 137  
    LOOKUP^XUAF4, 142  
    MAIN^XUMFI, 152  
    MAIN^XUMFP, 153

PARENT^XUAF4, 146  
 SIBLING^XUAF4, 149  
 INSTITUTION File (#4), 135, 137, 139, 140,  
 141, 142, 143, 144, 145, 147, 148, 150, 151,  
 152, 280, 283, 314, 429, 520, 522  
 Intended Audience, xlv  
 INTRO^XUSRB, 325  
 Introduction, 1  
 IOXY^XGF, 540  
 ISQED^%ZTLOAD, 375

## K

K^XTLKMGR, 420  
 KERMIT  
 Toolkit APIs, 413  
 KERMIT HOLDING File (#8980), 414  
 Kernel  
 Error Trapping and Reporting, 484  
 Website, xlviii  
 Kernel Installation & Distribution System Menu,  
 159  
 Kernel Management Menu, 210, 316  
 KERNEL PARAMETERS File (#8989.2), 313,  
 314, 315  
 KERNEL SYSTEM PARAMETERS File  
 (#8989.3), 97, 125, 204, 209, 210, 314, 322,  
 516  
 Key Lookup, 297  
 Key Variables  
 KIDS, 184, 191  
 Server Options, 303  
 Tasks, 339  
 KIDS  
 \$\$PKG^XPDUTL, 221  
 \$\$PKG^XPDPAT, 212  
 \$\$VER^XPDUTL, 223  
 \$\$VERSION^XPDUTL, 224  
 Alpha/Beta Tracking, 204  
 APIs, 211  
 Build Entries, 160  
 Build Name, 165  
 Build Screens, 163  
 Checkpoint Parameter Node, 197  
 Checkpoints *with* Callbacks, 197  
 Checkpoints *without* Callbacks (Data  
 Storage), 199  
 Choosing What Data to Send with a File, 170  
 Copy Build to Build, 162  
 Create a Build Using Namespace, 161  
 Creating Builds, 160  
 Data Dictionary Cleanup, 174

Data Dictionary Update, 165  
 Determining How Data is Installed at the  
 Receiving Site, 171  
 Developer Tools, 159  
 Advanced Build Techniques, 183  
 Edit a Build, 162  
 Components, 174  
 Dialog Entries, 177  
 File List  
 DD (Full or Partial), 167  
 Files, 165  
 Forms, 178  
 Name & Version, Build Information, 164  
 Options and Protocols, 175  
 Routines, 176  
 Templates, 178  
 Edit a Build—Screen 4, 193  
 EN^XPDII, 212  
 Environment Check, 183  
 \$\$PATCH^XPDUTL, 220  
 \$\$RTNUP^XPDUTL, 222  
 Aborting Installations, 185  
 DIFROM Variable, 185  
 DISABLE Scheduled Options, Options,  
 and Protocols Prompt, 187  
 Key Variables, 184  
 Move routines to other CPUs Prompt, 187  
 Queueing the Install Prompt, 186  
 Routine Install Options, 185  
 Run Twice, 184  
 Sample Routine, 188  
 Self-Contained Routine, 183  
 Verifying Patch Installation, 185  
 Version Numbers, 185  
 XPDENV Variable, 184  
 XPDNM Variable, 184  
 XPDNM("SEQ"), 184, 191  
 XPDNM("TST"), 184, 191  
 Exporting Globals, 182  
 Full DD (All Fields), 167  
 How KIDS Matches Incoming Entries with  
 Existing Entries, 172  
 How to Ask Installation Questions, 193  
 Initiating Alpha/Beta Tracking, 205  
 Build Entry, 205  
 Installation Questions  
 M Code, 194  
 Questions and answers, 195  
 Skipping, 195  
 Subscripts, 194  
 Where Asked, 196

- Limited Resolution of Pointers, 173
  - M Code in Questions, 194
  - Monitoring Alpha/Beta Tracking, 207
  - Multi-Package Builds, 181
  - NEW the DIFROM Variable When Calling MailMan, 191
  - Options, 159
  - Package File Link, 201
  - Partial DD (Some Fields), 168
    - File Number Level, 168
    - Multiple Level, 168
  - Pre- and Post-Install
    - Aborting installations, 190
  - Pre- and Post-Install Routines
    - \$\$COMCP^XPDUTL, 213
    - \$\$CURCP^XPDUTL, 214
    - \$\$LAST^XPDUTL, 215
    - \$\$NEWCP^XPDUTL, 218
    - \$\$OPTDE^XPDUTL, 219
    - \$\$PARCP^XPDUTL, 220
    - \$\$PRODE^XPDUTL, 221
    - \$\$UPCP^XPDUTL, 223
    - \$\$VERCP^XPDUTL, 224
    - BMES^XPDUTL, 213
    - Checkpoint Parameter Node, 197
    - Checkpoints *without* Callbacks, 199
    - DIFROM Variable, 191
    - Key Variables, 191
    - MES^XPDUTL, 217
    - Sample Routine, 198
    - XPDNM Variable, 191
    - ZTQUEUED Variable, 191
  - Pre- and Post-Install Routines:Special Features, 190
  - PRE-TRANSPORTATION ROUTINE Field (#900), 189
  - Question Subscripts, 194
  - Re-Indexing Files, 174
  - Required Build, 200
  - Return All Install Dates/Times
    - \$\$CURCP^INSTALDT, 214
  - Send Alpha/Beta Usage to Programmers
    - Option, 208
  - Sending Security Codes, 166
  - Setting a File's Package Revision Data Node (Post-Install), 190
  - Skipping Installation Questions, 195
  - Terminating Alpha/Beta Tracking, 209
    - Local Test Software Option Usage, 209
    - National Release Software Option Usage, 210
  - Track Package Nationally, 202
  - Tracking Alpha/Beta Software Errors, 206
  - Transporting a distribution
    - Efficient builds, 182
  - Transporting a Distribution, 179
  - Update the Status Bar During Pre- and Post-Install Routines, 192
  - UPDATE^XPDID, 211
  - Usage Reports for Alpha/Beta Tracking, 207
  - Using Checkpoints (Pre- and Post-Install Routines), 196
    - When to Transport More than One Transport Global in a Distribution, 181
    - Where Questions Are Asked During Installations, 196
  - KILL^%ZISS, 85
  - KILL^%ZTLOAD, 340, 341, 377
  - KILL^XUSCLEAN, 321
  - KWIC Cross-reference, 416, 417
- ## L
- L^XTLKMGR, 421
  - Legal Requirements, xliv
  - Limited Resolution of Pointers (KIDS), 173
  - Line Mode Editing Help, 242
  - Link
    - Package File Link, 201
  - Link to the OBJECT File, 119
  - List File Attributes Option, xlviii
  - List Global Option, 240
  - List Routines Option, 477
  - LKUP^XTLKMGR, 422
  - LKUP^XTLKMGR API, 416
  - Load Routines, 479
  - Load/refresh checksum values into ROUTINE file Option, 480
  - LOCAL KEYWORD File (#8984.1), 417, 418, 420
  - LOCAL LOOKUP File (#8984.4), 416, 417, 419, 421, 422, 423, 427, 428
  - LOCAL SHORTCUT File (#8984.2), 417, 419, 427
  - LOCAL SYNONYM File (#8984.3), 417, 420, 422, 427
  - LOGOUT^XUSRB, 326
  - LOGRSRC^%ZOSV, 291
  - Logs
    - Error Log, 484
  - Long Running Tasks
    - Writing Two-step Tasks (TaskMan), 343, 344
  - Lookup Utility

Miscellaneous Developer Tools, 245  
 LOOKUP^XUAF4, 142  
 Low Usage of Alpha/Beta Test Options Option,  
 208  
 Lowercase  
 \$\$LOW^XLFSTR, 619

## M

M Code in Questions (KIDS), 194  
 MAIL^XLFNSLK, 98  
 MAILMAN SITE PARAMETERS File (#4.3),  
 577  
 MAILMAN TIME ZONE File (#4.4), 569, 577  
 MAIN^XUMFI, 152  
 MAIN^XUMFP, 153  
 MASTER ENTRY FOR VUID Field, 460, 461,  
 467, 468  
 Math Functions  
 \$\$ABS^XLFMTH, 587  
 \$\$ACOS^XLFMTH, 587  
 \$\$ACOSDEG^XLFMTH, 588  
 \$\$ACOT^XLFMTH, 589  
 \$\$ACOTDEG^XLFMTH, 589  
 \$\$ACSC^XLFMTH, 590  
 \$\$ACSCDEG^XLFMTH, 590  
 \$\$ASEC^XLFMTH, 591  
 \$\$ASECDEG^XLFMTH, 592  
 \$\$ASIN^XLFMTH, 592  
 \$\$ASINDEG^XLFMTH, 593  
 \$\$ATAN^XLFMTH, 593  
 \$\$ATANDEG^XLFMTH, 594  
 \$\$COS^XLFMTH, 595  
 \$\$COSDEG^XLFMTH, 595  
 \$\$COT^XLFMTH, 596  
 \$\$COTDEG^XLFMTH, 596  
 \$\$CSC^XLFMTH, 597  
 \$\$CSCDEG^XLFMTH, 598  
 \$\$DECDMS^XLFMTH, 598  
 \$\$DMSDEC^XLFMTH, 599  
 \$\$DTR^XLFMTH, 600  
 \$\$E^XLFMTH, 600  
 \$\$EXP^XLFMTH, 601  
 \$\$LN^XLFMTH, 601  
 \$\$LOG^XLFMTH, 602  
 \$\$MAX^XLFMTH, 603  
 \$\$MIN^XLFMTH, 603  
 \$\$PI^XLFMTH, 604  
 \$\$PWR^XLFMTH, 604  
 \$\$RTD^XLFMTH, 605  
 \$\$SD^XLFMTH, 606  
 \$\$SEC^XLFMTH, 606

\$\$SECDEG^XLFMTH, 607  
 \$\$SIN^XLFMTH, 608  
 \$\$SINDEG^XLFMTH, 608  
 \$\$SQRT^XLFMTH, 609  
 \$\$TAN^XLFMTH, 609  
 \$\$TANDEG^XLFMTH, 610

Math Functions (XLF), 587

Measurement Functions

\$\$BSA^XLFMSMT, 611  
 \$\$LENGTH^XLFMSMT, 612  
 \$\$TEMP^XLFMSMT, 613  
 \$\$VOLUME^XLFMSMT, 614  
 \$\$WEIGHT^XLFMSMT, 615

Measurement Functions (XLF), 611

Menu Manager

\$\$ACCESS^XQCHK, 235  
 \$\$DELETE^XPDMENU, 231  
 \$\$LKOPT^XPDMENU, 232  
 \$\$TYPE^XPDMENU, 233  
 APIs, 231  
 Creating Options, 227  
 Developer Tools, 227  
 Direct Mode Utilities, 230  
 ^XQ1, 230  
 NEXT^XQ92, 234  
 OP^XQCHK, 237  
 Option Types, 227  
 OUT^XPDMENU, 232  
 RENAME^XPDMENU, 233  
 SSADD^XPDMENU, 231  
 Variables for Developer Use, 228  
 XQ1, 230  
 XQMM("A") Variable, 229  
 XQMM("B") Variable, 229  
 XQMM("J") Variable, 229  
 XQMM("N") Variable, 230  
 XQUIT Variable, 228

Menus

ACTION, 243  
 Alpha/Beta Test Option Usage Menu, 207  
 Data Dictionary Utilities, xviii  
 EVE, 159  
 Kernel Installation & Distribution System,  
 159  
 Kernel Management Menu, 210, 316  
 Operations Management, 207  
 Programmer Options, 159, 239, 240, 473,  
 481, 483, 491  
 Routine Tools, 473, 491  
 Systems Manager Menu, 159, 481  
 Verifier Tools, 481

- Verifier Tools Menu, 481, 482
  - XPD MAIN, 159
  - XQAB MENU, 207
  - XTV MENU Menu, 481, 482
  - XUKERNEL, 210, 316
  - XUPROG, 159, 473, 483, 491
  - XUPR-ROUTINE-TOOLS, 473, 491
  - XUSITEMGR, 207
  - ZTMQUEUEABLE OPTIONS, 206
  - MERGE IMAGE File (#15.4), 404, 406
  - MES^XPDUTL, 217
  - Miscellaneous
    - \$\$EN^XUA4A71, 245
    - \$\$EN^XUWORKDY, 248
    - \$\$WORKDAY^XUWORKDY, 249
    - \$\$WORKPLUS^XUWORKDY, 250
    - ^XQDATE, 246
    - ^XUWORKDY, 247
    - APIs, 244
    - Developer Tools, 239
      - Date Conversions and Calculations, 246
      - Lookup Utility, 245
      - Progress Bar Emulator, 244
    - Direct Mode Utilities, 239
    - EXIT^XPDID, 245
    - INIT^XPDID, 244
    - TITLE^XPDID, 244
  - Miscellaneous Programmer Tools
    - ^%Z Editor, 241
    - Delete Unreferenced Options Option, 239
    - Global Block Count Option, 239
    - List Global Option, 240
    - Test an option not in your menu Option, 240
  - Miscellaneous Tools
    - ^%G Direct Mode Utility, 239
  - Monitor Taskman Option, 348
  - Monitoring
    - Alpha/Beta Tracking (KIDS), 207
  - Move routines to other CPUs Prompt (KIDS), 187
  - MSG^XQOR, 511
  - Multi-Package Builds (KIDS), 181
  - Multi-Term Look-Up (MTLU)
    - Callable Entry Point
      - XTLKKWL, 416
    - Direct Mode Utilities
      - ^XTLKKWL, 416
    - How to Override, 416
    - LOCAL LOOKUP File (#8984.4), 416
    - MTLU and VA FileMan lookups, 416
    - MTLU and VA FileMan Supported Calls, 416
  - MTLU, How to Override
    - VA FileMan lookups and MTLU, 416
  - Supported Calls, 416
  - Toolkit APIs, 416
  - VA FileMan Supported Calls, 416
  - MUMPS OPERATING SYSTEM File (#.7), 172
  - MXMLDOM
    - \$\$ATTRIB^MXMLDOM, 445, 632
    - \$\$CHILD^MXMLDOM, 446, 633
    - \$\$CMNT^MXMLDOM, 446, 633
    - \$\$EN^MXMLDOM, 448, 635
    - \$\$NAME^MXMLDOM, 450, 637
    - \$\$PARENT^MXMLDOM, 450, 637
    - \$\$SIBLING^MXMLDOM, 451, 638
    - \$\$TEXT^MXMLDOM, 452, 638
    - \$\$VALUE^MXMLDOM, 453, 640
    - CMNT^MXMLDOM, 447, 634
    - DELETE^MXMLDOM, 448, 635
    - EN^MXMLPRSE, 640
    - TEXT^MXMLDOM, 453, 639
  - MXMLDOM Routine, 444
  - MXMLPRSE
    - EN^MXMLPRSE, 454
  - MXMLUTL
    - \$\$SYMENC^MXMLUTL, 457, 644
    - \$\$XMLHDR^MXMLUTL, 457, 645
- ## N
- NAME COMPONENTS File (#20), 253, 255, 261, 263, 265, 269, 274, 275, 276, 277, 278
  - Name Standardization
    - \$\$BLDNAME^XLFFNAME, 253
    - \$\$CLEANC^XLFFNAME, 256
    - \$\$FMNAME^XLFFNAME, 258
    - \$\$HLNAME^XLFFNAME, 260
    - \$\$NAMEFMT^XLFFNAME, 265
    - APIs, 253
    - DELCOMP^XLFFNAME2, 274
    - Developer Tools, 253
    - NAMECOMP^XLFFNAME, 264
    - STDNAME^XLFFNAME, 269
    - UPDCOMP^XLFFNAME2, 276
  - NAMECOMP^XLFFNAME, 264
  - Namespaces
    - XU, 208
  - National Database
    - Capacity Planning, 292
  - National Provider Identifier (NPI)
    - \$\$CHKDGT^XUSNPI, 279
    - \$\$NPI^XUSNPI, 280

- \$\$QI^XUSNPI, 281
- \$\$TAXIND^XUSTAX, 282
- \$\$TAXORG^XUSTAX, 283
- APIs, 279
- Developer Tools, 279
- Navigation
  - DLAYGO, 116
  - Files, 115
- NDEL^XPAR, 438
- NEW PERSON File (#200), 19, 20, 22, 42, 44, 45, 46, 47, 48, 50, 51, 52, 99, 102, 103, 104, 112, 113, 255, 263, 269, 276, 280, 282, 297, 298, 309, 310, 311, 312, 319, 320, 322, 429, 515, 516, 518, 519, 520, 522, 523, 525, 526, 527
- NEW the DIFROM Variable When Calling MailMan (KIDS), 191
- NEXT^XQ92, 234
- Nodes
  - ^%ZOSF, 285
  - ACTJ, 286
  - AVJ, 286
  - BRK, 286
  - DEL, 286
  - EOFF, 286
  - EOT, 286
  - ERRTN, 286
  - ETRP, 286
  - GSEL, 287
  - JOBPARAM, 287
  - LABOFF, 287
  - LOAD, 287
  - LPC, 287
  - MAGTAPE, 287
  - MAXSIZ, 287
  - MGR, 285, 287
  - MTBOT, 287
  - MTERR, 287
  - MTONLINE, 287
  - MTWPROT, 287
  - NBRK, 287
  - NO-PASSALL, 287
  - NO-TYPE-AHEAD, 287
  - OS, 287
  - PASSALL, 287
  - PRIINQ, 288
  - PRIORITY, 288
  - PROD, 285, 288
  - PROGMODE, 288
  - RD, 288
  - RESJOB, 288
  - RM, 288
  - RSEL, 288
  - RSUM, 288
  - RSUM1, 288
  - SAVE, 288
  - SIZE, 288
  - SS, 288
  - TEST, 288
  - TMK, 288
  - TRAP, 288
  - TRMOFF, 288
  - TRMON, 288
  - TRMRD, 288
  - UCI, 288
  - UCICHECK, 288
  - UPPERCASE, 288
  - VOL, 285, 288
  - XY, 288
  - ZD, 288
- NOTIPURG^XQALBUTL, 19
- Number of Workdays Calculation, 248
- O**
  - OBJECT File (#2005), 119
  - Obsolete
    - \$\$NEWERR^%ZTER, 108
    - ^XQDATE, 246
    - ^XUWORKDY, 247
    - D H^XUS, 308
    - T0^%ZOSV, 294
    - T1^%ZOSV, 295
    - USER TERMINATE ROUTINE Option, 311
  - Obtaining
    - Data Dictionary Listings, xlviii
  - OE/RR LIST File (#100.21), 429
  - ONE^nsNTEG Direct Mode Utility, 481
  - Online
    - Documentation, xlvii
    - Technical Information, How to Obtain, xlvii
  - OP^XQCHK, 237
  - OPEN PARAMETERS Field, 61, 66
  - OPEN^%ZISH, 132
  - OPEN^%ZISUTL, 87
  - Operating System
    - APIs, 286
  - Operating System Interface
    - \$\$ACTJ^%ZOSV, 289
    - \$\$AVJ^%ZOSV, 289
    - \$\$EC^%ZOSV, 105
    - \$\$LGR^%ZOSV, 291
    - \$\$OS^%ZOSV, 292



- \$\$VERSION^%ZOSV, 295
- Developer Tools, 285
- Direct Mode Utilities, 285
- DOLRO^%ZOSV, 289
- GETENV^%ZOSV, 290
- Global Block Count, 285
- LOGRSRC^%ZOSV, 291
- SETENV^%ZOSV, 292
- SETNM^%ZOSV, 293
- T0^%ZOSV, 294
- T1^%ZOSV, 295
- Update ^%ZOSF Nodes, 285
- Operations Management Menu, 207
- OPKG^XUHUI, 111
- OPTION File (#19), 111, 175, 204, 228, 229, 232, 233, 234, 240, 310, 321, 338, 362, 363, 511
  - Entry Action, 228
  - Exit Action, 228
  - Header, 228
- OPTION SCHEDULING File (#19.2), 175, 336, 338, 362
- OPTION^%ZTLOAD, 377
- Options
  - %Index of Routines, 474, 491
  - ACTION, 243
  - Actual Usage of Alpha/Beta Test Options, 208
  - Alpha/Beta Test Option Usage Menu, 207
  - Ask if Production Account Option, 316
  - Calculate and Show Checksum Values
    - Programmer Options Menu, 483
  - Clean Error Trap, 105
  - Compare local/national checksums report, 478, 484
  - Compare Routines on Tape to Disk, 478
  - Compare Two Routines, 479
  - Creating, 227, 228
  - Data Dictionary Utilities, xlviii
  - Delete Old (>14d) Alerts, 32, 37
  - Delete Routines, 479
  - Delete Unreferenced Options, 239
  - Enter/Edit Kernel Site Parameters option, 210
  - Error Trap Display Option, 105
  - Errors Logged in Alpha/Beta Test (QUEUED), 205, 206
  - EVE, 159
  - Flow Chart Entire Routine, 476
  - Flow Chart from Entry Point, 476
  - Global Block Count, 239, 285
  - Group Routine Edit, 476
  - Input Routines, 479
  - Install Package(s), 184
  - Kernel Installation & Distribution System, 159
  - Kernel Management Menu, 210, 316
  - KIDS, 159, 175
  - List File Attributes, xlviii
  - List Global, 240
  - List Routines, 477
  - Load/refresh checksum values into ROUTINE file, 480
  - Low Usage of Alpha/Beta Test Options, 208
  - Monitor Taskman, 348
  - Operations Management, 207
  - Output Routines, 480
  - Place Taskman in a WAIT State, 348
  - Print Alpha/Beta Errors
    - (Date/Site/Num/Rou/Err), 208
  - Programmer Options, 159, 239, 240, 473, 481, 483, 491
  - Regularly Scheduled, 228
  - Remove Taskman from WAIT State, 348
  - Routine Compare - Current with Previous, 482
  - Routine Edit, 476
  - Routine Tools, 473, 491
  - Routines by Patch Number, 477
  - Send Alpha/Beta Usage to Programmers, 206, 208
  - Startup PROD check, 316
  - Stop Task Manager, 348
  - Systems Manager Menu, 159, 481
  - Test an option not in your menu, 240
  - Types, 227
  - Update with Current Routines, 482
  - USER TERMINATE ROUTINE (Obsolete), 311
  - Variable Changer, 477
  - Verifier Tools, 481
  - Verifier Tools Menu, 481, 482
  - Version Number Update, 477
  - XPD BUILD NAMESPACE, 161
  - XPD COPY BUILD, 162
  - XPD INSTALL BUILD, 184
  - XPD MAIN, 159
  - XQ UNREF'D OPTIONS, 239
  - XQAB ACTUAL OPTION USAGE, 208
  - XQAB AUTO SEND, 206, 208
  - XQAB ERR DATE/SITE/NUM/ROU/ERR, 208
  - XQAB ERROR LOG SERVER, 205

- XQAB ERROR LOG XMIT, 205, 206
  - XQAB LIST LOW USAGE OPTS, 208
  - XQAB MENU, 207
  - XQUIT (Menu Manager), 228
  - XTFCE, 476
  - XTFCR, 476
  - XT-OPTION TEST, 240
  - XTRDEL, 479
  - XTRGRPE, 476
  - XT-ROUTINE COMPARE, 479
  - XTSUMBLD-CHECK
    - Programmer Options Menu, 483
  - XTV MENU Menu, 481, 482
  - XT-VARIABLE CHANGER, 477
  - XT-VERSION NUMBER, 477
  - XTVR COMPARE, 482
  - XTVR UPDATE, 482
  - XU BLOCK COUNT, 239, 285
  - XU CHECKSUM LOAD, 480
  - XU CHECKSUM REPORT, 478, 484
  - XU SID ASK, 316
  - XU SID STARTUP, 316
  - XU USER SIGN-ON, 309
  - XU USER START-UP, 310
    - Package-specific Signon Actions, 310
  - XU USER TERMINATE, 311
  - XUEDITOPT, 228
  - XUINDEX, 474, 491
  - XUKERNEL, 210, 316
  - XUPR RTN EDIT, 476
  - XUPR RTN PATCH, 477
  - XUPRGL, 240
  - XUPROG, 159, 473, 483, 491
  - XUPRROU, 477
  - XUPR-ROUTINE-TOOLS, 473, 491
  - XUPR-RTN-TAPE-CMP, 478
  - XUROUTINE IN, 479
  - XUROUTINE OUT, 480
  - XUSITEMGR, 207
  - XUSITEPARM, 210
  - ZTMQUEUEABLE OPTIONS, 206
  - OPTSTAT^XUTMOPT, 362
  - Orientation, xliv
  - OUT^XPDMENU, 232
  - Output Routines Option, 480
  - OWNSKEY^XUSR, 300
- P**
- PACKAGE file (#9.4), 402
  - PACKAGE File (#9.4), 160, 193, 200, 201, 202, 212, 225, 311, 429, 474, 485
  - Package File Link (KIDS), 201
  - PACKAGE FILE LINK Field, 201, 202
  - Package Identifier
    - Alert Identifier, 12
    - Conventions, 12
  - PACKAGE NAMESPACE OR PREFIX Field (#23), 205
  - Package Revision Data Node, 190
  - PackMan Compare Utilities, 479
  - Page Length, 67
  - Parameter
    - Parameter Tools
      - Toolkit APIs, 430
  - PARAMETER DEFINITION File (#8989.51), 430, 433, 435, 440, 442
  - PARAMETER ENTITY File (#8989.518), 429
  - Parameter Template
    - Parameter Tools
      - Toolkit APIs, 430
  - PARAMETER TEMPLATE file (#8989.52), 430
  - PARAMETER TEMPLATE File (#8989.52), 443
  - Parameter Tools
    - Toolkit APIs, 429
      - Entity Definition, 429
      - Instance Definition, 430
      - Parameter Definition, 430
      - Parameter Template Definition, 430
      - Value Definition, 430
  - PARAMETERS File (#8989.5), 430, 432
  - Parameters, Site, 313
  - PARENT^XUAF4, 146
  - Part 3 of Kernel Install, 115
  - Partial DD (Some Fields) (KIDS), 168
    - File Number Level, 168
    - Multiple Level, 168
  - PATCH APPLICATION HISTORY Field (#1105, Multiple), 212
  - Patches
    - History, xvii
  - PATIENT File (#2), 12, 21, 29
  - PATIENT^XQALERT, 29
  - PCLEAR^%ZTLOAD, 378
  - PERSON CLASS File (#8932.1), 514, 515
  - Phantom Jump, 229
  - PKI
    - \$\$DEA^XUSER, 519
  - PKILL^%ZISP, 75
  - Place Taskman in a WAIT State Option, 348
  - POSTAL^XIPUTIL, 6

POSTALB^XIPUTIL, 8  
 Post-Execution Commands  
     ZTREQ (TaskMan), 342  
 Post-execution commands - ZTREQ, 342  
 PRD^DILFD, 190  
 Pre- and Post-Install Routines  
     Special Features (KIDS), 190  
 PREP^XGF, 541  
 PRE-TRANSPORTATION ROUTINE Field  
     (#900), 189  
 Print Alpha/Beta Errors  
     (Date/Site/Num/Rou/Err) Option, 208  
 Printing Routines  
     Routine Tools, 477  
 Problems Related To Data Entry While  
     Merging, 405  
 Programmer Options Menu, 159, 239, 240, 473,  
     481, 483, 491  
 Progress Bar Emulator  
     Miscellaneous Developer Tools, 244  
 PROTOCOL File (#101), 111, 510, 511  
 Protocols  
     KIDS, 175  
 Proxy  
     Application Proxy User, 319, 320  
 PS Anonymous Directories, xlix  
 PSET^%ZISP, 76  
 PTPURG^XQALBUTL, 21  
 Public Key Infrastructure (PKI)  
     Developer Tools, 519  
 Purging  
     Alpha/Beta Tracking Data (KIDS), 209  
 Purging the Task Record (TaskMan), 341  
 PUT^XPAR, 438

## Q

Question Mark Help, xlvii  
 Question Subscripts (KIDS), 194  
 Queueing the Install Prompt (KIDS), 186  
 Queuers  
     Non-interactive, 369  
 Queuers (TaskMan), 336  
     ^%ZTLOAD, 337  
     EN^XUTMDEVQ, 337  
     Scheduled Options, 337  
 Queuing, 59, 63, 65  
     Spooler), 334

## R

READ^XGF, 542

Reader, Assumptions about the, xlviii  
 RECEIVE^XTKERMIT, 413  
 RECIPURG^XQALBUTL, 22  
 Reference Materials, xlviii  
 Reference Type  
     Controlled Subscription  
         \$\$CHECKAV^XUSRB, 324  
         \$\$CHKDGT^XUSNPI, 279  
         \$\$CREATE^XUSAP, 319  
         \$\$KCHK^XUSRB, 527  
         \$\$NPI^XUSNPI, 280  
         \$\$QI^XUSNPI, 281  
         \$\$TAXIND^XUSTAX, 282  
         \$\$TAXORG^XUSTAX, 283  
         ^XUSESIG, 99  
         AVHLP TXT^XUS2, 318  
         CVC^XUSRB, 324  
         DELCOMP^XLFFNAME2, 274  
         DIV4^XUSER, 522  
         DIVGET^XUSRB2, 528  
         DIVSET^XUSRB2, 529  
         DOLRO^%ZOSV, 289  
         DSD^ZISPL, 335  
         DSDOC^ZISPL, 335  
         EN^XPDIJ, 212  
         EN^XUTMTP, 364  
         EN1^XUPSQRY, 52  
         GETPEER^%ZOSV, 332  
         INTRO^XUSRB, 325  
         LOGOUT^XUSRB, 326  
         MAIN^XUMFI, 152  
         MAIN^XUMFP, 153  
         SAVEMERG^XDRMERGB, 406  
         SETUP^XUSRB, 326  
         UPDCOMP^XLFFNAME2, 276  
         USERINFO^XUSRB2, 529  
         VALIDAV^XUSRB, 327  
         WITNESS^XUVERIFY, 331  
     Supported  
         \$\$%H^XLFD, 557  
         \$\$ABS^XLFMTH, 587  
         \$\$ACCESS^XQCHK, 235  
         \$\$ACOS^XLFMTH, 587  
         \$\$ACOSDEG^XLFMTH, 588  
         \$\$ACOSH^XLFHYPER, 579  
         \$\$ACOT^XLFMTH, 589  
         \$\$ACOTDEG^XLFMTH, 589  
         \$\$ACOTH^XLFHYPER, 579  
         \$\$ACSC^XLFMTH, 590  
         \$\$ACSCDEG^XLFMTH, 590  
         \$\$ACSCH^XLFHYPER, 580

\$\$ACTIVE^XUAF4, 135  
 \$\$ACTIVE^XUSER, 518  
 \$\$ACTJ^%ZOSV, 289  
 \$\$ADD^XUSERNEW, 322  
 \$\$ADDRESS^XLFNSLK, 97  
 \$\$ASEC^XLFMTH, 591  
 \$\$ASECDEG^XLFMTH, 592  
 \$\$ASECH^XLFHYPER, 581  
 \$\$ASIN^XLFMTH, 592  
 \$\$ASINDEG^XLFMTH, 593  
 \$\$ASINH^XLFHYPER, 581  
 \$\$ASKSTOP^%ZTLOAD, 373  
 \$\$ATAN^XLFMTH, 593  
 \$\$ATANDEG^XLFMTH, 594  
 \$\$ATANH^XLFHYPER, 582  
 \$\$ATTRIB^MXMLDOM, 445, 632  
 \$\$AVJ^%ZOSV, 289  
 \$\$BASE^XLFUTL, 627  
 \$\$BLDNAME^XLFNAME, 253  
 \$\$BSA^XLFMSMT, 611  
 \$\$CCD^XLFUTL, 628  
 \$\$CHECKAV^XUVERIFY, 331  
 \$\$CHILD^MXMLDOM, 446, 633  
 \$\$CHKSUM^XUSESIG1, 100  
 \$\$CIRN^XUAF4, 137  
 \$\$CJ^XLFSTR, 617  
 \$\$CLEANC^XLFNAME, 256  
 \$\$CMNT^MXMLDOM, 446, 633  
 \$\$CMP^XUSESIG1, 100  
 \$\$CNV^XLFUTL, 628  
 \$\$CODE2TXT^XUA4A72, 514  
 \$\$COMCP^XPDUTL, 213  
 \$\$COS^XLFMTH, 595  
 \$\$COSDEG^XLFMTH, 595  
 \$\$COSH^XLFHYPER, 582  
 \$\$COT^XLFMTH, 596  
 \$\$COTDEG^XLFMTH, 596  
 \$\$COTH^XLFHYPER, 583  
 \$\$CRC16^XLFRCRC, 554  
 \$\$CRC32^XLFRCRC, 556  
 \$\$CSC^XLFMTH, 597  
 \$\$CSCDEG^XLFMTH, 598  
 \$\$CSCH^XLFHYPER, 584  
 \$\$CURCP^XPDUTL, 214  
 \$\$CURRSURO^XQALSURO, 43  
 \$\$DE^XUSESIG1, 101  
 \$\$DEA^XUSER, 519  
 \$\$DEC^XLFUTL, 629  
 \$\$DECDMS^XLFMTH, 598  
 \$\$DECODE^XTHCUTL, 411  
 \$\$DECRYPT^XUSRB1, 328  
 \$\$DEFDIR^%ZISH, 125  
 \$\$DEL^%ZISH, 126  
 \$\$DELETE^XPDMENU, 231  
 \$\$DEV^XUTMDEVQ, 349  
 \$\$DMSDEC^XLFMTH, 599  
 \$\$DOW^XLFDT, 558  
 \$\$DT^XLFDT, 558  
 \$\$DTIME^XUP, 516  
 \$\$DTR^XLFMTH, 600  
 \$\$E^XLFMTH, 600  
 \$\$EC^%ZOSV, 105  
 \$\$EN^MXMLDOM, 448, 635  
 \$\$EN^XUSESIG1, 101  
 \$\$EN^XUWORKDY, 248  
 \$\$ENCODE^XTHCURL, 409  
 \$\$ENCRYPT^XUSRB1, 328  
 \$\$ESBLOCK^XUSESIG1, 102  
 \$\$EXP^XLFMTH, 601  
 \$\$FIPS^XIPUTIL, 5  
 \$\$FIPSchk^XIPUTIL, 5  
 \$\$FMADD^XLFDT, 559  
 \$\$FMDIFF^XLFDT, 560  
 \$\$FMNAME^XLFNAME, 258  
 \$\$FMTE^XLFDT, 561  
 \$\$FMTH^XLFDT, 566  
 \$\$FMTHL7^XLFDT, 567  
 \$\$FTG^%ZISH, 127  
 \$\$GATF^%ZISH, 128  
 \$\$GET^XPAR, 435  
 \$\$GET^XUA4A72, 514  
 \$\$GET^XUPARAM, 313  
 \$\$GETMASTR^XTID, 461  
 \$\$GETRPLC^XTIDTRM(), 394  
 \$\$GETSTAT^XTID, 462  
 \$\$GETSURO^XQALSURO, 44  
 \$\$GETURL^XTHC10, 407  
 \$\$GETVUID^XTID, 464  
 \$\$GTF^%ZISH, 129  
 \$\$HADD^XLFDT, 567  
 \$\$HANDLE^XUSRB4, 329  
 \$\$HDIFF^XLFDT, 568  
 \$\$HL7TFM^XLFDT, 569  
 \$\$HLNAME^XLFNAME, 260  
 \$\$HTE^XLFDT, 570  
 \$\$HTFM^XLFDT, 572  
 \$\$ID^XUAF4, 139  
 \$\$IDX^XUAF4, 139  
 \$\$IEN^XUAF4, 140  
 \$\$IEN^XUMF, 151  
 \$\$IEN^XUPS, 51  
 \$\$IEN2CODE^XUA4A72, 515



\$\$TYPE^XPDMENU, 233  
 \$\$TZ^XLFD, 577  
 \$\$UP^XLFSTR, 626  
 \$\$UPCP^XPDUTL, 223  
 \$\$VALUE^MXMLDOM, 453, 640  
 \$\$VCD^XLFUTL, 630  
 \$\$VER^XPDUTL, 223  
 \$\$VERCP^XPDUTL, 224  
 \$\$VERSION^%ZOSV, 295  
 \$\$VERSION^XPDUTL, 224  
 \$\$VOLUME^XLFMSMT, 614  
 \$\$VPID^XUPS, 51  
 \$\$WEIGHT^XLFMSMT, 615  
 \$\$WHAT^XUAF4, 151  
 \$\$WITHIN^XLFD, 578  
 \$\$WORKDAY^XUWORKDY, 249  
 \$\$WORKPLUS^XUWORKDY, 250  
 \$\$XMLHDR^MXMLUTL, 457, 645  
 ^%ZIS, 59  
 ^%ZISC, 75  
 ^%ZTER, 106  
 ^%ZTLOAD, 365  
 ^XQDATE, 246  
 ^XUP, 307  
 ^XUS, 307  
 ^XUSCLEAN, 308  
 ^XUVERIFY, 330  
 ^XUWORKDY, 247  
 ^ZU, 308  
 ACTION^XQALERT, 25  
 ACTION^XQH4, 121  
 ADD^XPAR, 430  
 AHISTORY^XQALBUTL, 14  
 ALERTDAT^XQALBUTL, 16  
 BLDLST^XPAREDIT, 440  
 BMES^XPDUTL, 213  
 CALL^%ZISTCP, 85  
 CCODE^XIPUTIL, 3  
 CDSYS^XUAF4, 135  
 CHG^XPAR, 431  
 CHGA^XGF, 534  
 CHILDREN^XUAF4, 136  
 CLEAN^XGF, 536  
 CLEAR^XGF, 537  
 CLOSE^%ZISH, 124  
 CLOSE^%ZISTCP, 86  
 CLOSE^%ZISUTL, 87  
 CMNT^MXMLDOM, 447, 634  
 DE^XUSHSH, 102  
 DEL^XPAR, 432  
 DEL^XPDKEY, 298  
 DELETE^MXMLDOM, 448, 635  
 DELETE^XQALERT, 25  
 DELETEA^XQALERT, 27  
 DELSTAT^XQALBUTL, 18, 390  
 DESC^%ZTLOAD, 374  
 DEVICE^XUDHGUI, 55  
 DISP^XQORM1, 513  
 DISP^XUTMOPT, 361  
 DK^XTLKMGR, 418  
 DLL^XTLKMGR, 419  
 DQ^%ZTLOAD, 374  
 DSH^XTLKMGR, 419  
 DSY^XTLKMGR, 420  
 EDIT^XPAREDIT, 440  
 EDIT^XUTMOPT, 362  
 EDITPAR^XPAREDIT, 441  
 EN^MXMLPRSE, 454, 640  
 EN^XDRMERG, 403  
 EN^XPAR, 432  
 EN^XPAREDIT, 441  
 EN^XQH, 120  
 EN^XQOR, 510  
 EN^XQORM, 512  
 EN^XUA4A71, 245  
 EN^XUSHSH, 103  
 EN^XUTMDEVQ, 352  
 EN1^XQH, 120  
 EN1^XQOR, 511  
 ENDR^%ZISS, 77  
 ENS^%ZISS, 78  
 ENVAL^XPAR, 434  
 EXIT^XPDID, 245  
 F4^XUAF4, 137  
 FORWARD^XQALFWD, 42  
 FRAME^XGF, 538  
 GETACT^XQALERT, 28  
 GETENT^XPAREDIT, 442  
 GETENV^%ZOSV, 290  
 GETIREF^XTID, 459  
 GETLST^XPAR, 436  
 GETPAR^XPAREDIT, 442  
 GETWP^XPAR, 437  
 GKILL^%ZISS, 83  
 GSET^%ZISS, 83  
 H^XUS, 308, 316  
 HASH^XUSHSH, 104  
 HLP1^%ZIS, 72  
 HLP2^%ZIS, 72  
 HOME^%ZIS, 73  
 INIT^XPDID, 244  
 INITKB^XGF, 539

- IOXY^XGF, 540
- ISQED^%ZTLOAD, 375
- K^XTLKMGR, 420
- KILL^%ZISS, 85
- KILL^%ZTLOAD, 377
- KILL^XUSCLEAN, 321
- L^XTLKMGR, 421
- LKUP^XTLKMGR, 422
- LOGRSRC^%ZOSV, 291
- LOOKUP^XUAF4, 142
- MAIL^XLFNSLK, 98
- MES^XPDUTL, 217
- MSG^XQOR, 511
- NAMECOMP^XLFNAME, 264
- NDEL^XPAR, 438
- NOTIPURG^XQALBUTL, 19
- OP^XQ92, 234
- OP^XQCHK, 237
- OPEN^%ZISH, 132
- OPEN^%ZISUTL, 87
- OPKG^XUHUI, 111
- OPTION^%ZTLOAD, 377
- OPTSTAT^XUTMOPT, 362
- OUT^XPDMENU, 232
- OWNSKEY^XUSRB, 300
- PARENT^XUAF4, 146
- PATIENT^XQALERT, 29
- PCLEAR^%ZTLOAD, 378
- PKILL^%ZISP, 75
- POSTAL^XIPUTIL, 6
- POSTALB^XIPUTIL, 8
- PREP^XGF, 541
- PSET^%ZISP, 76
- PTPURG^XQALBUTL, 21
- PUT^XPAR, 438
- READ^XGF, 542
- RECEIVE^XTKERMIT, 413
- RECIPURG^XQALBUTL, 22
- REMVSURO^XQALSURO, 46
- RENAME^XPDMENU, 233
- REP^XPAR, 439
- REQ^%ZTLOAD, 379
- RESCH^XUTMOPT, 363
- RESETKB^XGF, 544
- RESTART^XDRMERG, 405
- RESTORE^XGF, 545
- RFILE^XTKERM4, 414
- RMDEV^%ZISUTL, 90
- RTN^%ZTLOAD, 385
- SAVDEV^%ZISUTL, 90
- SAVE^XGF, 546
- SAY^XGF, 547
- SAYU, 549
- SEND^XTKERMIT, 414
- SET^XUPARAM, 315
- SET^XUS1A, 317
- SETA^XGF, 550
- SETENV^%ZOSV, 292
- SETNM^%ZOSV, 293
- SETSURO1^XQALSURO, 47
- SETUP^XQALERT, 30
- SH^XTLKMGR, 427
- SIBLING^XUAF4, 149
- SIG^XUSESIG, 99
- SSADD^XPDMENU, 231
- STAT^%ZTLOAD, 386
- STDNAME^XLFNAME, 269
- SUROFOR^XQALSURO, 48
- SUROLIST^XQALSURO, 49
- SY^XTLKMGR, 427
- T0^%ZOSV, 294
- T1^%ZOSV, 295
- TED^XPAREDIT, 443
- TEDH^XPAREDIT, 444
- TEXT^MXMLDOM, 453, 639
- TITLE^XPDID, 244
- TOUCH^XUSCLEAN, 349
- UNWIND^%ZTER, 108
- UPDATE^XPDID, 211
- USE^%ZISUTL, 91
- USER^XQALERT, 40
- USERDATA^XQALBUTL, 22
- USERLIST^XQALBUTL, 24
- WIN^XGF, 551
- XREF^XQORM, 513
- XTLKKWL^XTLKKWL, 417
- ZTSAVE^%ZTLOAD, 388
- Regularly Scheduled Options, 228
- Re-Indexing Files (KIDS), 174
- REMOTE PROCEDURE File (#8994), 319
- Remove Taskman from WAIT State Option, 348
- REMVSURO^XQALSURO, 46
- RENAME^XPDMENU, 233
- REP^XPAR, 439
- REQ^%ZTLOAD, 379
- Required Builds (KIDS), 200
- Requirements
  - Legal, xliv
- RESCH^XUTMOPT, 363
- RESETKB^XGF, 544
- Resource Devices
- SYNC FLAGs, 95

RESTART^XDRMERG, 405  
 RESTART^ZTMB Direct Mode Utility, 347  
 RESTORE^XGF, 545  
 Revision History, iii  
     Patches, xvii  
 Rewinding Devices, 74  
 RFILE^XTKERM4, 414  
 Right Margin, 66, 70  
 RMDEV^%ZISUTL, 90  
 ROOM-BED File (#405.4), 429  
 Routine Compare - Current with Previous  
     Option, 482  
 Routine Edit Option, 476  
 Routine Editor, 241, 243  
 ROUTINE File (#9.8), 176, 241, 478, 480  
 Routine Install Options (KIDS), 185  
 Routine Tools, 472  
     ^ %RR Direct Mode Utility, 472  
     ^ %RS Direct Mode Utility, 473  
     ^%INDEX Direct Mode Utility, 472  
     ^%Z Direct Mode Utility, 472  
     ^%ZTP1 Direct Mode Utility, 472  
     ^%ZTPP Direct Mode Utility, 472  
     ^%ZTRDEL Direct Mode Utility, 472  
     ^XINDEX Direct Mode Utility, 472  
     ^XTFCE Direct Mode Utility, 472  
     ^XTFCR Direct Mode Utility, 472  
     ^XTRCMP Direct Mode Utility, 472  
     ^XTRGRPE Direct Mode Utility, 472  
     ^XTVCHG Direct Mode Utility, 472  
     ^XTVNUM Direct Mode Utility, 472  
     Analyzing Routines, 474  
     Compare local/national checksums report  
         Option, 478  
     Compare Routines on Tape to Disk Option,  
         478  
     Compare Two Routines Option, 479  
     Comparing Routines, 478  
     Delete Routines Option, 479  
     Deleting  
         Routines, 479  
     Direct Mode Utilities, 472  
     Flow Chart Entire Routine Option, 476  
     Flow Chart from Entry Point Option, 476  
     Group Routine Edit Option, 476  
     Input Routines Option, 479  
     List Routines option, 477  
     Load Routines, 479  
     Load/refresh checksum values into ROUTINE  
         file Option, 480  
     Output Routines Option, 480

Printing Routines, 477  
 Routine Edit Option, 476  
 Routine Tools  
     Editing Routines, 476  
 Routines by Patch Number Option, 477  
 Save Routines, 479  
 TAPE^XTRCMP Direct Mode Utility, 472  
 Variable Changer Option, 477  
 Version Number Update Option, 477  
 Routine Tools Menu, 473, 491  
 Routines  
     %RR, 479  
     %RS, 479, 480  
     %ZTRDEL, 479  
     ^XUP, 230  
     CHCEK1^XTSUMBLD, 484  
     CHECK^XTSUMBLD, 478, 481, 484  
     CHECK1^XTSUMBLD, 478, 481, 483, 484  
     KIDS, 176  
     Load, 479  
     MXMLDOM, 444  
     Save, 479  
     XQ1, 230  
     XQ12, 310  
     XTRCMP, 478, 479  
     XTVCHG, 477  
     XTVNUM, 477  
     ZTMGRSET, 241  
 Routines by Patch Number Option, 477  
 RPCs  
     XUPS PERSONQUERY, 52  
     XUS KEY CHECK, 300  
 RT logging, 294  
 RTN^%ZTLOAD, 385  
 RUM, 291, 292  
 RUN^ZTMKU Direct Mode Utility, 348

## S

S^%ZTLOAD, 340  
 SAC  
     VA Programming Standards and Conventions,  
         485  
 SAVDEV^%ZISUTL, 90  
 Save Routines, 479  
 SAVE^XGF, 546  
 SAVEMERG^XDRMERGB, 406  
 SAY^XGF, 547  
 SAYU^XGF, 549  
 SECURITY KEY File (#19.1), 297, 298  
 Security Keys  
     \$\$KCHK^XUSRB, 527



- \$\$LKUP^XPDKEY, 298
- \$\$RENAME^XPDKEY, 299
- APIs, 298
- DEL^XPDKEY, 298
- Developer Tools, 297
- Key Lookup, 297
- OWNSKEY^XUSRB, 300
- Person Lookup, 297
- XUMGR, 240
- XUPROG, 159, 240, 473, 479, 491
- XUPROGMode, 240, 473, 476, 477, 479, 484
- Selecting Templates (KIDS), 178
- Self-Contained Routine (KIDS), 183
- Send Alpha/Beta Usage to Programmers Option, 206, 208
- SEND^XTKERMIT, 414
- Sending Security Codes (KIDS), 166
- Server Options
  - Appending Text to a Server Request Bulletin or Mailman Reply, 304
  - Customizing a Server Request Bulletin, 304
  - Developer Tools, 303
  - Key Variables, 303
  - Tools for Processing Server Requests, 303
- SERVICE/SECTION File (#49), 429
- SET^XUPARAM, 315
- SET^XUS1A, 317
- SETA^XGF, 550
- SETENV^%ZOSV, 292
- SETNM^%ZOSV, 293
- SETSURO1^XQALSURO, 47
- Setting a File's Package Revision Data Node (Post-Install) (KIDS), 190
- SETUP^XQALERT, 30
- SETUP^XUSRB, 326
- SH^XTLKMGR, 427
- SIBLING^XUAF4, 149
- SIG^XUSESIG, 99
- SIGN-ON LOG File (#3.081), 308
- Signon/Security
  - \$\$PROD^XUPROD, 316
  - \$\$ADD^XUSERNEW, 322
  - \$\$CHECKAV^XUSRB, 324
  - \$\$CHECKAV^XUVERIFY, 331
  - \$\$CREATE^XUSAP, 319
  - \$\$DECRYPT^XUSRB1, 328
  - \$\$ENCRYPT^XUSRB1, 328
  - \$\$GET^XUPARAM, 313
  - \$\$HANDLE^XUSRB4, 329
  - \$\$INHIBIT^XUSRB, 325
  - \$\$KSP^XUPARAM, 313
  - \$\$LKUP^XUPARAM, 314
  - ^XUP Direct Mode Utility, 307
  - ^XUS Direct Mode Utility, 307
  - ^XUSCLEAN Direct Mode Utility, 308
  - ^XUVERIFY, 330
  - ^ZU Direct Mode Utility, 308
  - APIs, 313
  - AVHLPTXT^XUS2, 318
  - Creating a Package-specific User Termination Action, 312
  - CVC^XUSRB, 324
  - Developer Tools, 307
  - Direct Mode Utilities, 307
    - ^XUP, 307
    - ^XUS, 307
    - ^XUSCLEAN, 308
    - ^ZU, 308
    - H^XUS, 308
  - GETPEER^%ZOSV, 332
  - H^XUS, 316
  - H^XUS Direct Mode Utility, 308
  - INTRO^XUSRB, 325
  - KILL^XUSCLEAN, 321
  - LOGOUT^XUSRB, 326
  - SET^XUPARAM, 315
  - SET^XUS1A, 317
  - SETUP^XUSRB, 326
  - VALIDAV^XUSRB, 327
  - WITNESS^XUVERIFY, 331
  - XU USER SIGN-ON Option, 309
  - XU USER START-UP Option, 310
    - Package-specific Signon Actions, 310
    - XU USER TERMINATE Option, 311
- Signon/security Functions
  - SIG^XUSESIG, 99
- Site Parameters, 313
- Skip Installing or Delete a Routine (KIDS), 185
- Skipping Installation Questions (KIDS), 195
- Slave Printers, 65
- Software-wide Variables, Protecting, 321
- Soundex
  - \$\$EN^XUA4A71, 245
- SPOOL DATA File (#3.519), 335
- SPOOL DOCUMENT File (#3.51), 335
- Spooling
  - APIs, 335
  - Developer Tools, 334
  - DSD^ZISPL, 335
  - DSDOC^ZISPL, 335
  - Site Parameters, 313

- Spool Device, 65
  - Startup PROD check Option, 316
  - STAT^%ZTLOAD, 386
  - STATE File (#5), 3, 7, 9
  - STATION NUMBER Field (#99), 150, 152
  - STDNAME^XLFNAME, 269
  - Stop Requests, Checking for (TaskMan), 340
  - Stop Task Manager Option, 348
  - STOP^ZTMKU Direct Mode Utility, 348
  - Stopping tasks, 385
  - String Functions
    - \$\$CJ^XLFSTR, 617
    - \$\$INVERT^XLFSTR, 618
    - \$\$LJ^XLFSTR, 618
    - \$\$LOW^XLFSTR, 619
    - \$\$REPEAT^XLFSTR, 620
    - \$\$REPLACE^XLFSTR, 620
    - \$\$RJ^XLFSTR, 621
    - \$\$SENTENCE^XLFSTR, 622
    - \$\$STRIP^XLFSTR, 623
    - \$\$TITLE^XLFSTR, 624
    - \$\$TRIM^XLFSTR, 624
    - \$\$SUP^XLFSTR, 626
  - String Functions (XLF), 617
  - Subtype, 67
  - SUROFOR^XQALSURO, 48
  - SUROLIST^XQALSURO, 49
  - SURROGATE END DATE/TIME Field (#.04), 49
  - SURROGATE FOR ALERTS Field(#.02), 49
  - SURROGATE START DATE/TIME Field (#.03), 49
  - SY^XTLKMGR, 427
  - Symbols
    - Found in the Documentation, xlv
  - SYNC FLAG, 346
  - SYNC FLAGS, 95
  - SYNC FLAGS to Control Sequences of Tasks, 346
  - Systems Manager Menu, 159, 481
- T**
- T0^%ZOSV, 294
  - T1^%ZOSV, 295
  - Table of Contents, xviii
  - Tables, xlii
  - TAPE^XTRCMP Direct Mode Utility, 472, 478
  - TASK SYNC FLAG File (#14.8), 346, 347
  - TaskMan
    - \$\$ASKSTOP^%ZTLOAD, 373
    - \$\$DEV^XUTMDEVQ, 349
  - \$\$JOB^%ZTLOAD, 376
  - \$\$NODEV^XUTMDEVQ, 354
  - \$\$PSET^%ZTLOAD, 378
  - \$\$QQ^XUTMDEVQ, 356
  - \$\$REQQ^XUTMDEVQ, 360
  - \$\$S^%ZTLOAD, 385
  - \$\$TM^%ZTLOAD, 387
  - ^%ZTLOAD, 95, 365
  - APIs, 348
  - Checking Environment, 347
  - DESC^%ZTLOAD, 374
  - Developer Tools, 336
  - Direct Mode Utilities, 347
    - ^ZTMB, 347
    - ^ZTMCHK, 347
    - ^ZTMON, 348
  - Check Environment, 347
  - Remove Taskman from WAIT State Option, 348
  - Restart, 347
  - RESTART^ZTMB, 347
  - RUN^ZTMKU, 348
  - Starting, 347
  - STOP^ZTMKU, 348
  - Stopping, 348
  - WAIT^ZTMKU, 348
  - DISP^XUTMOPT, 361
  - DQ^%ZTLOAD, 374
  - EDIT^XUTMOPT, 362
  - EN^XUTMDEVQ, 352
  - EN^XUTMTP, 364
  - How to Write Code to Queue Tasks, 336
  - ISQED^%ZTLOAD, 375
  - KILL^%ZTLOAD, 377
  - Monitoring, 348
  - OPTION^%ZTLOAD, 377
  - OPTSTAT^XUTMOPT, 362
  - PCLEAR^%ZTLOAD, 378
  - Placing in a WAIT State, 348
  - Queuers, 336
  - Removing from WAIT State, 348
  - REQ^%ZTLOAD, 379
  - RESCH^XUTMOPT, 363
  - Restarting, 347
  - RTN^%ZTLOAD, 385
  - Starting, 347
  - Stopping, 348
  - SYNC FLAGS, 95
  - Task Status, 386
  - Tasks, 338
  - TOUCH^XUSCLEAN, 349

- ZTSAVE^%ZTLOAD, 388
- TaskMan (DCL context), 366
- Tasks
  - ^%ZIS Call within a Task, 343
  - ^%ZTLOAD call within a task, 343
  - Destination, 339
  - Device, 339
  - DT Variable, 339
  - DUZ Array, 339
  - Error Trap, 340
  - IO\* Array, 339
  - Post-execution commands, 342
  - Priority, 340
  - Purging the Task Record, 341
  - Queuing with no I/O device, 369
  - S^%ZTLOAD, 340
  - Saved Variables, 340
  - Stop Requests, 340
  - SYNC FLAGS, 346
  - TaskMan, 338
  - Tools, 340
  - Two-step tasks
    - Long Running Tasks, 343, 344
  - ZTDESC Variable, 339
  - ZTDTH Variable, 339
  - ZTIO Variable, 339
  - ZTQUEUED variable, 341
  - ZTQUEUED Variable, 339
  - ZTREQ, 342
  - ZTREQ Variable, 341
  - ZTRTN Variable, 339
  - ZTSK Variable, 339
  - ZTSTOP Variable, 340
- TASKS File (#14.4), 340, 341, 374
- TEAM File (#404.51), 429
- TED^XPAREDIT, 443
- TEDH^XPAREDIT, 444
- Templates (KIDS), 178
- Terminal Server, 59, 65
- TERMINAL TYPE File (#3.2), 61, 67, 76, 77, 78
- Terminating
  - Alpha/Beta Tracking
    - Local Test Software Option Usage, 209
    - National Release Software Option Usage, 210
  - Alpha/Beta Tracking (KIDS), 209
- Termination Action, Creating, 312
- Test an option not in your menu Option, 240
- TEXT^MXMLDOM, 453, 639
- TIME ZONE field (#1), 577
- TIMED READ (# OF SECONDS) Field (#200.1), 516
- TIMED READ (# OF SECONDS) Field (#51.1), 516
- TITLE^XPDID, 244
- Toolkit
  - Alerts
    - DELSTAT^XQALBUTL, 390
  - Alerts APIs, 390
  - APIs, 390
  - Data Standardization APIs, 392
  - Developer Tools, 390
  - Direct Mode Utilities
    - Miscellaneous Tools, 239
    - Routine Tools, 472
    - Verification Tools, 480
  - Duplicate Record Merge
    - RESTART^XDRMERM, 405
    - SAVEMERG^XDRMERGB, 406
  - Duplicate Record Merge APIs, 402
  - Get Field Values of Final Replacement Term (Term/Concept)
    - \$\$RPLCVALS^XTIDTRM, 399
  - Get List of Replacement Terms, w/Optional Status Date and History (Term/Concept)
    - \$\$RPLCLST^XTIDTRM, 395
  - Get Mapped Terms (Term/Concept)
    - GETRPLC^XTIDTRM, 394
  - Get Replacement Trail for Term, with Replaced "BY" and Replacement "FOR" Terms (Term/Concept)
    - \$\$RPLCTRL^XTIDTRM, 398
  - HTTP Client APIs, 407
  - HTTP Client Helper
    - \$\$DECODE^XTHCUTL, 411
    - \$\$ENCODE^XTHCURL, 409
    - \$\$GETURL^XTHC10, 407
    - \$\$MAKEURL^XTHCURL, 410
    - \$\$PARSEURL^XTHCURL, 411
  - Kermit
    - RECEIVE^XTKERMIT, 413
    - RFILE^XTKERM4, 414
    - SEND^XTKERMIT, 414
  - KERMIT APIs, 413
  - Map One Term to Another (Term/Concept)
    - \$\$RPLCMNT^XTIDTRM, 397
  - Multi-Term Look-Up (MTLU)
    - APIs, 416
    - DK^XTLKMGR, 418
    - DLL^XTLKMGR, 419
    - DSH^XTLKMGR, 419

- DSY^XTLKMGR, 420
  - K^XTLKMGR, 420
  - L^XTLKMGR, 421
  - LKUP^XTLKMGR, 422
  - SH^XTLKMGR, 427
  - SY^XTLKMGR, 427
  - XTLKKWL^XTLKKWL, 417
  - Multi-Term Look-Up (MTLU) APIs, 416
  - Parameter Tools
    - \$\$GET^XPAR, 435
    - ADD^XPAR, 430
    - BLDLST^XPAREDIT, 440
    - CHG^XPAR, 431
    - DEL^XPAR, 432
    - EDIT^XPAREDIT, 440
    - EDITPAR^XPAREDIT, 441
    - EN^XDRMERG, 403
    - EN^XPAR, 432
    - EN^XPAREDIT, 441
    - Entity Definition, 429
    - ENVAL^XPAR, 434
    - GETENT^XPAREDIT, 442
    - GETLST^XPAR, 436
    - GETPAR^XPAREDIT, 442
    - GETWP^XPAR, 437
    - Instance Definition, 430
    - NDEL^XPAR, 438
    - Parameter Definition, 430
    - Parameter Template Definition, 430
    - PUT^XPAR, 438
    - REP^XPAR, 439
    - TED^XPAREDIT, 443
    - TEDH^XPAREDIT, 444
    - Value Definition, 430
  - Parameter Tools APIs, 429
  - Replacement Relationships, 393
  - Set Replacement Terms (Term/Concept)
    - SETRPLC^XTIDTRM, 400
  - VHA Unique ID (VUID)
    - \$\$GETMASTR^XTID, 461
    - \$\$GETSTAT^XTID, 462
    - \$\$GETVUID^XTID, 464
    - \$\$SCREEN^XTID, 465
    - \$\$SETMASTR^XTID, 467
    - \$\$SETSTAT^XTID, 469
    - \$\$SETVUID^XTID, 470
    - GETIREF^XTID, 459
  - VHA Unique ID (VUID) APIs, 459
  - Vista XML Parser
    - \$\$ATTRIB^MXMLDOM, 445
    - \$\$CHILD^MXMLDOM, 446
    - \$\$CMNT^MXMLDOM, 446
    - \$\$EN^MXMLDOM, 448
    - \$\$NAME^MXMLDOM, 450
    - \$\$PARENT^MXMLDOM, 450
    - \$\$SIBLING^MXMLDOM, 451
    - \$\$SYMENC^MXMLUTL, 457
    - \$\$TEXT^MXMLDOM, 452
    - \$\$VALUE^MXMLDOM, 453
    - \$\$XMLHDR^MXMLUTL, 457
    - CMNT^MXMLDOM, 447
    - DELETE^MXMLDOM, 448
    - EN^MXMLPRSE, 454
    - TEXT^MXMLDOM, 453
    - Vista XML Parser APIs, 444
  - Toolkit Queuable Options menu
    - Errors Logged in Alpha/Beta Test (QUEUED) Option, 205, 206
  - Tools for Processing Server Requests, 303
  - TOUCH^XUSCLEAN, 349
  - Track Package Nationally (KIDS), 202
  - TRANSPORT BUILD NUMBER Field (#63), 478
  - Transporting a Distribution (KIDS), 179
  - Troubleshooting
    - Errors
      - KIDS
        - Tracking Alpha/Beta Software Errors, 206
      - KIDS
        - Tracking Alpha/Beta Software Errors, 206
  - TYPE Field (#4), 233, 234
  - Types
    - Options, 227
- ## U
- UNWIND^%ZTER, 108
  - Unwinder
    - APIs, 510
    - Developer Tools, 510
    - DISP^XQORM1, 513
    - EN^XQOR, 510
    - EN^XQORM, 512
    - EN1^XQOR, 511
    - MSG^XQOR, 511
    - XREF^XQORM, 513
  - Update ^%ZOSF Nodes, 285
  - Update the Status Bar During Pre- and Post-Install Routines (KIDS), 192
  - Update with Current Routines Option, 482
  - UPDATE^XPDID, 211
  - UPDCOMP^XLFFNAME2, 276

## URLs

- Acronyms Intranet Website, 652
- Adobe Website, xlviii
- Glossary Intranet Website, 652
- Kernel Website, xlviii
- VHA Software Document Library (VDL) Website, xlviii
- VistA Development Website, xlv

## Usage Reports

- Alpha/Beta Tracking (KIDS), 207

## Use of

- DIDEL in ^DIE Calls, 117
- DLAYGO in ^DIC Calls, 116
- DLAYGO When Navigating to Files, 116

## USE PARAMETERS, 62

## USE PARAMETERS Field, 66

## Use this Manual, How to, xlv

## USE^%ZISUTL, 91

## User

- \$\$ACTIVE^XUSER, 518
- \$\$CODE2TXT^XUA4A72, 514
- \$\$DTIME^XUP, 516
- \$\$GET^XUA4A72, 514
- \$\$IEN2CODE^XUA4A72, 515
- \$\$LOOKUP^XUSER, 523
- \$\$NAM^XUSER, 525
- \$\$PROVIDER^XUSER, 526
- APIs, 514
- Developer Tools, 514
- DIV4^XUSER, 522
- DIVGET^XUSRB2, 528
- DIVSET^XUSRB2, 529
- USERINFO^XUSRB2, 529

## USER CLASS Field (#9.5), 319

## USER CLASS File (#201), 319

## User Interface

- ^%Z Editor, 241

## USER TERMINATE ROUTINE Field, 311

## USER TERMINATE ROUTINE Option (Obsolete), 311

## USER TERMINATE TAG Field, 311

## User Termination Action, Creating, 312

## USER^XQALERT, 40

## USERDATA^XQALBUTL, 22

## USERINFO^XUSRB2, 529

## USERLIST^XQALBUTL, 24

## Using Checkpoints (Pre- and Post-Install Routines), 196

## Using SYNC FLAGS to Control Sequences of

- Tasks (TaskMan), 346

## USR CLASS File (#8930), 429

July 1995

Revised July 2012

## Utilities

%G, 240

%ZTPP, 477

^XUP, 204

^XUS, 204

## Lookup Utility

Miscellaneous Developer Tools, 245, 246

PackMan Compare, 479

XINDEX, 474, 480, 485, 491

Error Codes, 487, 488

## Utility Functions

\$\$BASE^XLFUTL, 627

\$\$CCD^XLFUTL, 628

\$\$CNV^XLFUTL, 628

\$\$DEC^XLFUTL, 629

\$\$VCD^XLFUTL, 630

## Utility Functions (XLF), 627

## V

## VA FileMan lookups and MTLU, 416

## VA FileMan Supported Calls

Multi-Term Look-Up (MTLU), 416

## VA Programming Standards and Conventions (SAC), 480, 485

## VALIDAV^XUSRB, 327

## Value

## Parameter Tools

Toolkit APIs, 430

## Variable Changer Option, 477

## Variables

Developer Use in Menu Manager, 228

DIFROM, 185

DIFROM (KIDS), 191

KIDS, 184, 191

Server Options, 303

Tasks, 339

XPDENV, 184

XPDNM, 184

XPDNM (KIDS), 191

XPDNM("SEQ"), 184, 191

XPDNM("TST"), 184, 191

XQABTST, 204

XQMM("A") (Menu Manager), 229

XQMM("B") (Menu Manager), 229

XQMM("J") (Menu Manager), 229

XQMM("N") (Menu Manager), 230

XQUIT (Menu Manager), 228

ZTQUEUEUED (KIDS), 191

## Verification Tools, 480

^%INDEX Direct Mode Utility, 481

^%ZTER Direct Mode Utility, 481

Kernel

Developer's Guide

Version 8.0

^nsNTEG Direct Mode Utility, 481  
 ^XINDEX Direct Mode Utility, 481  
 ^XPDCPU Direct Mode Utility, 480  
 ^XTER Direct Mode Utility, 481  
 ^XTERPUR Direct Mode Utility, 481  
 Calculate and Show Checksum Values Option  
   Programmer Options Menu, 483  
 CHCKSUM ^XTSUMBLD Direct Mode  
   Utility, 481, 483, 484  
 Direct Mode Utilities, 480  
 ONE^nsNTEG Direct Mode Utility, 481  
 Routine Compare - Current with Previous  
   option, 482  
   Update with Current Routines option, 482  
   Update with Current Routines Option, 482  
 Verifier Tools Menu, 481, 482  
 Verifying Patch Installation (KIDS), 185  
 VERSION Field (#22, Multiple), 212  
 Version Number Update Option, 477  
 Version Numbers (KIDS), 185  
 VHA Software Document Library (VDL)  
   Website, xlviii  
 VHA Unique ID (VUID)  
   Toolkit APIs, 459  
 VistA XML Parser  
   Toolkit APIs, 444  
 VOLUME SET File (#14.5), 376

## W

WAIT^ZTMKU Direct Mode utility, 348  
 Websites  
   Acronyms Intranet Website, 652  
   Adobe Website, xlviii  
   Glossary Intranet Website, 652  
   Kernel Website, xlviii  
   VHA Software Document Library (VDL)  
     Website, xlviii  
   VistA Development Website, xlv  
 When to Transport More than One Transport  
   Global in a Distribution (KIDS), 181  
 Where Questions Are Asked During  
   Installations (KIDS), 196  
 WIN^XGF, 551  
 WITNESS^XUVERIFY, 331  
 Workday Calculation, 247  
 Workday Offset Calculation, 250  
 Workday Validation, 249  
 Writing Two-step Tasks (TaskMan)  
   Long Running Tasks, 343, 344

## X

XDR REPOINTED ENTRY File (#15.3), 404  
 XDRMERG  
   EN^XDRMERG, 403  
   RESTART^XDRMERG, 405  
 XDRMERGB  
   SAVEMERG^XDRMERGB, 406  
 XGF Direct Mode Utilities, 533  
 XGF Function Library  
   \$\$READ^XGF, 542  
   ^XGFDEMO, 533  
   ^XGFDEMO Direct Mode Utility, 533  
   APIs, 534  
   CHGA^XGF, 534  
   CLEAN^XGF, 536  
   CLEAR^XGF, 537  
   Demo Program, 533  
   Developer Tools, 532  
   FRAME^XGF, 538  
   INITKB^XGF, 539  
   IOXY^XGF, 540  
   PREP^XGF, 541  
   RESETKB^XGF, 544  
   RESTORE^XGF, 545  
   SAVE^XGF, 546  
   SAY^XGF, 547  
   SAYU^XGF, 549  
   SETA^XGF, 550  
   System Requirements, 532  
   WIN^XGF, 551  
 XGFDEMO  
   ^XGFDEMO, 533  
 XINDEX, 481  
 XINDEX Utility, 474, 480, 485, 491  
   Error Codes, 487, 488  
 XIPUTIL  
   \$\$FIPS^XIPUTIL, 5  
   \$\$FIPSchk^XIPUTIL, 5  
   CCODE^XIPUTIL, 3  
   POSTAL^XIPUTIL, 6  
   POSTALB^XIPUTIL, 8  
 XLF Function Library  
   \$\$%H^XLFDt, 557  
   \$\$ABS^XLFMTH, 587  
   \$\$ACOS^XLFMTH, 587  
   \$\$ACOSDEG^XLFMTH, 588  
   \$\$ACOSH^XLFHYPER, 579  
   \$\$ACOT^XLFMTH, 589  
   \$\$ACOTDEG^XLFMTH, 589  
   \$\$ACOTH^XLFHYPER, 579

- \$\$ACSC^XLFMTH, 590
- \$\$ACSCDEG^XLFMTH, 590
- \$\$ACSCH^XLFHYPER, 580
- \$\$ASEC^XLFMTH, 591
- \$\$ASECDEG^XLFMTH, 592
- \$\$ASECH^XLFHYPER, 581
- \$\$ASIN^XLFMTH, 592
- \$\$ASINDEG^XLFMTH, 593
- \$\$ASINH^XLFHYPER, 581
- \$\$ATAN^XLFMTH, 593
- \$\$ATANDEG^XLFMTH, 594
- \$\$ATANH^XLFHYPER, 582
- \$\$BASE^XLFUTL, 627
- \$\$BSA^XLFMSMT, 611
- \$\$CCD^XLFUTL, 628
- \$\$CJ^XLFSTR, 617
- \$\$CNV^XLFUTL, 628
- \$\$COS^XLFMTH, 595
- \$\$COSDEG^XLFMTH, 595
- \$\$COSH^XLFHYPER, 582
- \$\$COT^XLFMTH, 596
- \$\$COTDEG^XLFMTH, 596
- \$\$COTH^XLFHYPER, 583
- \$\$CRC16^XLFMTH, 554
- \$\$CRC32^XLFMTH, 556
- \$\$CSC^XLFMTH, 597
- \$\$CSCDEG^XLFMTH, 598
- \$\$CSCH^XLFHYPER, 584
- \$\$DEC^XLFUTL, 629
- \$\$DECDMS^XLFMTH, 598
- \$\$DMSDEC^XLFMTH, 599
- \$\$DOW^XLFDT, 558
- \$\$DT^XLFDT, 558
- \$\$DTR^XLFMTH, 600
- \$\$E^XLFMTH, 600
- \$\$EXP^XLFMTH, 601
- \$\$FMADD^XLFDT, 559
- \$\$FMDIFF^XLFDT, 560
- \$\$FMTE^XLFDT, 561
- \$\$FMTH^XLFDT, 566
- \$\$FMTHL7^XLFDT, 567
- \$\$HADD^XLFDT, 567
- \$\$HDIFF^XLFDT, 568
- \$\$HL7TFM^XLFDT, 569
- \$\$HTE^XLFDT, 570
- \$\$HTFM^XLFDT, 572
- \$\$INVERT^XLFSTR, 618
- \$\$LENGTH^XLFMSMT, 612
- \$\$LJ^XLFSTR, 618
- \$\$LN^XLFMTH, 601
- \$\$LOG^XLFMTH, 602
- \$\$LOW^XLFSTR, 619
- \$\$MAX^XLFMTH, 603
- \$\$MIN^XLFMTH, 603
- \$\$NOW^XLFDT, 573
- \$\$PI^XLFMTH, 604
- \$\$PWR^XLFMTH, 604
- \$\$REPEAT^XLFSTR, 620
- \$\$REPLACE^XLFSTR, 620
- \$\$RJ^XLFSTR, 621
- \$\$RTD^XLFMTH, 605
- \$\$SCH^XLFDT, 574
- \$\$SEC^XLFDT, 576
- \$\$SEC^XLFMTH, 606
- \$\$SECDEG^XLFMTH, 607
- \$\$SECH^XLFHYPER, 584
- \$\$SENTENCE^XLFSTR, 622
- \$\$SIN^XLFMTH, 608
- \$\$SINDEG^XLFMTH, 608
- \$\$SINH^XLFHYPER, 585
- \$\$SQRT^XLFMTH, 609
- \$\$STRIP^XLFSTR, 623
- \$\$TAN^XLFMTH, 609
- \$\$TANDEG^XLFMTH, 610
- \$\$TANH^XLFHYPER, 586
- \$\$TEMP^XLFMSMT, 613
- \$\$TITLE^XLFSTR, 624
- \$\$TRIM^XLFSTR, 624
- \$\$TZ^XLFDT, 577
- \$\$UP^XLFSTR, 626
- \$\$VCD^XLFUTL, 630
- \$\$VOLUME^XLFMSMT, 614
- \$\$WEIGHT^XLFMSMT, 615
- \$\$WITHIN^XLFDT, 578
- APIs, 554
- CRC Functions, 554
- Date Functions, 557
- Developer Tools, 554
- Hyperbolic Trigonometric Functions, 579
- Math Functions, 587
- Measurement Functions, 611
- String Functions, 617
- Utility Functions, 627
- XLFMTH
  - \$\$CRC16^XLFMTH, 554
  - \$\$CRC32^XLFMTH, 556
  - CRC Functions, 554
- XLFDT
  - \$\$%H^XLFDT, 557
  - \$\$DOW^XLFDT, 558
  - \$\$DT^XLFDT, 558
  - \$\$FMADD^XLFDT, 559

- \$\$FMDIFF^XLFD, 560
- \$\$FMTE^XLFD, 561
- \$\$FMTH^XLFD, 566
- \$\$FMTHL7^XLFD, 567
- \$\$HADD^XLFD, 567
- \$\$HDIFF^XLFD, 568
- \$\$HL7TFM^XLFD, 569
- \$\$HTE^XLFD, 570
- \$\$HTFM^XLFD, 572
- \$\$NOW^XLFD, 573
- \$\$SCH^XLFD, 574
- \$\$SEC^XLFD, 576
- \$\$TZ^XLFD, 577
- \$\$WITHIN^XLFD, 578
- Date Functions), 557
- XLFHYPHER
  - \$\$ACOSH^XLFHYPHER, 579
  - \$\$ACOTH^XLFHYPHER, 579
  - \$\$ACSCH^XLFHYPHER, 580
  - \$\$ASECH^XLFHYPHER, 581
  - \$\$ASINH^XLFHYPHER, 581
  - \$\$ATANH^XLFHYPHER, 582
  - \$\$COSH^XLFHYPHER, 582
  - \$\$COTH^XLFHYPHER, 583
  - \$\$CSCH^XLFHYPHER, 584
  - \$\$SECH^XLFHYPHER, 584
  - \$\$SINH^XLFHYPHER, 585
  - \$\$TANH^XLFHYPHER, 586
  - Hyperbolic Trigonometric Functions), 579
- XLFMSMT
  - \$\$BSA^XLFMSMT, 611
  - \$\$LENGTH^XLFMSMT, 612
  - \$\$TEMP^XLFMSMT, 613
  - \$\$VOLUME^XLFMSMT, 614
  - \$\$WEIGHT^XLFMSMT, 615
  - Measurement Functions), 611
- XLFMTH
  - \$\$ABS^XLFMTH, 587
  - \$\$ACOS^XLFMTH, 587
  - \$\$ACOSDEG^XLFMTH, 588
  - \$\$ACOT^XLFMTH, 589
  - \$\$ACOTDEG^XLFMTH, 589
  - \$\$ACSC^XLFMTH, 590
  - \$\$ACSCDEG^XLFMTH, 590
  - \$\$ASEC^XLFMTH, 591
  - \$\$ASECDEG^XLFMTH, 592
  - \$\$ASIN^XLFMTH, 592
  - \$\$ASINDEG^XLFMTH, 593
  - \$\$ATAN^XLFMTH, 593
  - \$\$ATANDEG^XLFMTH, 594
  - \$\$COS^XLFMTH, 595
  - \$\$COSDEG^XLFMTH, 595
  - \$\$COT^XLFMTH, 596
  - \$\$COTDEG^XLFMTH, 596
  - \$\$CSC^XLFMTH, 597
  - \$\$CSCDEG^XLFMTH, 598
  - \$\$DECDMS^XLFMTH, 598
  - \$\$DMSDEC^XLFMTH, 599
  - \$\$DTR^XLFMTH, 600
  - \$\$E^XLFMTH, 600
  - \$\$EXP^XLFMTH, 601
  - \$\$LN^XLFMTH, 601
  - \$\$LOG^XLFMTH, 602
  - \$\$MAX^XLFMTH, 603
  - \$\$MIN^XLFMTH, 603
  - \$\$PI^XLFMTH, 604
  - \$\$PWR^XLFMTH, 604
  - \$\$RTD^XLFMTH, 605
  - \$\$SD^XLFMTH, 606
  - \$\$SEC^XLFMTH, 606
  - \$\$SECDEG^XLFMTH, 607
  - \$\$SIN^XLFMTH, 608
  - \$\$SINDEG^XLFMTH, 608
  - \$\$SQRT^XLFMTH, 609
  - \$\$TAN^XLFMTH, 609
  - \$\$TANDEG^XLFMTH, 610
  - Math Functions), 587
- XLFNAME
  - \$\$BLDNAME^XLFNAME, 253
  - \$\$CLEANC^XLFNAME, 256
  - \$\$FMNAME^XLFNAME, 258
  - \$\$HLNAME^XLFNAME, 260
  - \$\$NAMEFMT^XLFNAME, 265
  - NAMECOMP^XLFNAME, 264
  - STDNAME^XLFNAME, 269
- XLFNAME2
  - DELCOMP^XLFNAME2, 274
  - UPDCOMP^XLFNAME2, 276
- XLFNLSK
  - \$\$ADDRESS^XLFNLSK, 97
  - MAIL^XLFNLSK, 98
- XLFSTR
  - \$\$CJ^XLFSTR, 617
  - \$\$INVERT^XLFSTR, 618
  - \$\$LJ^XLFSTR, 618
  - \$\$LOW^XLFSTR, 619
  - \$\$REPEAT^XLFSTR, 620
  - \$\$REPLACE^XLFSTR, 620
  - \$\$RJ^XLFSTR, 621
  - \$\$SENTENCE^XLFSTR, 622
  - \$\$STRIP^XLFSTR, 623
  - \$\$TITLE^XLFSTR, 624



- \$\$TRIM^XLFSTR, 624
- \$\$UP^XLFSTR, 626
- String Functions), 617
- XLFUTL
  - \$\$BASE^XLFUTL, 627
  - \$\$CCD^XLFUTL, 628
  - \$\$CNV^XLFUTL, 628
  - \$\$DEC^XLFUTL, 629
  - \$\$VCD^XLFUTL, 630
  - Utility Functions), 627
- XML
  - \$\$ATTRIB^MXMLDOM, 632
  - \$\$CHILD^MXMLDOM, 633
  - \$\$CMNT^MXMLDOM, 633
  - \$\$EN^MXMLDOM, 635
  - \$\$NAME^MXMLDOM, 637
  - \$\$PARENT^MXMLDOM, 637
  - \$\$SIBLING^MXMLDOM, 638
  - \$\$SYMENC^MXMLUTL, 644
  - \$\$TEXT^MXMLDOM, 638
  - \$\$VALUE^MXMLDOM, 640
  - \$\$XMLHDR^MXMLUTL, 645
  - APIs, 632
  - CMNT^MXMLDOM, 634
  - DELETE^MXMLDOM, 635
  - Developer Tools, 632
  - EN^MXMLPRSE, 640
  - TEXT^MXMLDOM, 639
- XPAR
  - \$\$GET^XPAR, 435
  - ADD^XPAR, 430
  - CHG^XPAR, 431
  - DEL^XPAR, 432
  - EN^XPAR, 432
  - ENVAL^XPAR, 434
  - GETLST^XPAR, 436
  - GETWP^XPAR, 437
  - NDEL^XPAR, 438
  - PUT^XPAR, 438
  - REP^XPAR, 439
- XPAREDIT
  - BLDLST^XPAREDIT, 440
  - EDIT^XPAREDIT, 440
  - EDITPAR^XPAREDIT, 441
  - EN^XPAREDIT, 441
  - GETENT^XPAREDIT, 442
  - GETPAR^XPAREDIT, 442
  - TED^XPAREDIT, 443
  - TEDH^XPAREDIT, 444
- XPD BUILD NAMESPACE Option, 161
- XPD COPY BUILD Option, 162
- XPD INSTALL BUILD Option, 184
- XPD MAIN Menu, 159
- XPDENV Variable, 184
- XPDID
  - EXIT^XPDID, 245
  - INIT^XPDID, 244
  - TITLE^XPDID, 244
  - UPDATE^XPDID, 211
- XPDIJ
  - EN^XPDIJ, 212
- XPDIP
  - \$\$PKG^PAT^XPDIP, 212
- XPDKEY
  - \$\$LKUP^XPDKEY, 298
  - \$\$RENAME^XPDKEY, 299
  - DEL^XPDKEY, 298
- XPDMENU
  - \$\$ADD^XPDMENU, 231
  - \$\$DELETE^XPDMENU, 231
  - \$\$LKOPT^XPDMENU, 232
  - \$\$TYPE^XPDMENU, 233
  - OUT^XPDMENU, 232
  - RENAME^XPDMENU, 233
- XPDNM Variable, 184, 191
- XPDNM("SEQ") Variable, 184, 191
- XPDNM("TST") Variable, 184, 191
- XPDUTL
  - \$\$COMCP^XPDUTL, 213
  - \$\$CURCP^XPDUTL, 214
  - \$\$INSTALDT^XPDUTL, 214
  - \$\$LAST^XPDUTL, 215
  - \$\$NEWCP^XPDUTL, 218
  - \$\$OPTDE^XPDUTL, 219
  - \$\$PARCP^XPDUTL, 220
  - \$\$PATCH^XPDUTL, 220
  - \$\$PKG^XPDUTL, 221
  - \$\$PRODE^XPDUTL, 221
  - \$\$RTNUP^XPDUTL, 222
  - \$\$UPCP^XPDUTL, 223
  - \$\$VER^XPDUTL, 223
  - \$\$VERCP^XPDUTL, 224
  - \$\$VERSION^XPDUTL, 224
  - BMES^XPDUTL, 213
  - MES^XPDUTL, 217
- XQ UNREF'D OPTIONS Option, 239
- XQ1 Routine, 230
- XQ12 Routine, 310
- XQ92
  - NEXT^XQ92, 234
- XQAB ACTUAL OPTION USAGE Option, 208

- XQAB AUTO SEND Option, 206, 208
- XQAB ERR DATE/SITE/NUM/ROU/ERR
  - Option, 208
- XQAB ERROR LOG SERVER Option, 205
- XQAB ERROR LOG XMIT Option, 205, 206
- XQAB ERRORS LOGGED File (#8991.5), 205
- XQAB LIST LOW USAGE OPTS Option, 208
- XQAB MENU Menu, 207
- XQABTST Variable, 204
- XQALBUTL
  - \$\$PENDING^XQALBUTL, 19
  - \$\$PKGPEND^XQALBUTL, 20
  - AHISTORY^XQALBUTL, 14
  - ALERTDAT^XQALBUTL, 16
  - DELSTAT^XQALBUTL, 18, 390
  - NOTIPURG^XQALBUTL, 19
  - PTPURG^XQALBUTL, 21
  - RECIPURG^XQALBUTL, 22
  - USERDATA^XQALBUTL, 22
  - USERLIST^XQALBUTL, 24
- XQALERT
  - \$\$SETUP1^XQALERT, 35
  - ACTION^XQALERT, 25
  - DELETE^XQALERT, 25
  - DELETEA^XQALERT, 27
  - GETACT^XQALERT, 28
  - PATIENT^XQALERT, 29
  - SETUP^XQALERT, 30
  - USER^XQALERT, 40
- XQALFWD
  - FORWARD^XQALFWD, 42
- XQALSURO
  - \$\$CURRSURO^XQALSURO, 43
  - \$\$GETSURO^XQALSURO, 44
  - REMVSURO^XQALSURO, 46
  - SETSURO1^XQALSURO, 47
  - SUROFOR^XQALSURO, 48
  - SUROLIST^XQALSURO, 49
- XQCHK
  - \$\$ACCESS^XQCHK, 235
  - OP^XQCHK, 237
- XQDATE
  - ^XQDATE, 246
- XQH
  - EN^XQH, 120
  - EN1^XQH, 120
- XQH4
  - ACTION^XQH4, 121
- XQOR
  - EN^XQOR, 510
  - EN1^XQOR, 511
  - MSG^XQOR, 511
- XQORM
  - EN^XQORM, 512
  - XREF^XQORM, 513
- XQORM1
  - DISP^XQORM1, 513
- XQUIT Variable, 228
- XREF^XQORM, 513
- XTER Direct Mode Utility, 105
- XTERPUR Direct Mode Utility, 105
- XTFCE, 476
- XTFCR Option, 476
- XTHC10
  - \$\$GETURL^XTHC10, 407
- XTHCURL
  - \$\$ENCODE^XTHCURL, 409
  - \$\$MAKEURL^XTHCURL, 410
  - \$\$PARSEURL^XTHCURL, 411
- XTHCUTL
  - \$\$DECODE^XTHCUTL, 411
- XTID
  - \$\$GETMASTR^XTID, 461
  - \$\$GETSTAT^XTID, 462
  - \$\$GETVUID^XTID, 464
  - \$\$SCREEN^XTID, 465
  - \$\$SETMASTR^XTID, 467
  - \$\$SETSTAT^XTID, 469
  - \$\$SETVUID^XTID, 470
  - GETIREF^XTID, 459
- XTIDTRM
  - \$\$GETRPLC^XTIDTRM, 394
  - \$\$RPLCLST^XTIDTRM, 395
  - \$\$RPLCMNT^XTIDTRM, 397
  - \$\$RPLCTRL^XTIDTRM, 398
  - \$\$RPLCVALS^XTIDTRM, 399
  - \$\$SETRPLC^XTIDTRM, 400
- XTKERM4
  - RFILE^XTKERM4, 414
- XTKERMIT
  - RECEIVE^XTKERMIT, 413
  - SEND^XTKERMIT, 414
- XTLKKWL
  - XTLKKWL^XTLKKWL, 417
- XTLKKWL^XTLKKWL, 417
- XTLKMGR
  - DK^XTLKMGR, 418
  - DLL^XTLKMGR, 419
  - DSH^XTLKMGR, 419
  - DSY^XTLKMGR, 420
  - K^XTLKMGR, 420
  - L^XTLKMGR, 421

- LKUP^XTLKMGR, 422
- SH^XTLKMGR, 427
- SY^XTLKMGR, 427
- XTMP Global, 179, 180, 186, 290, 291, 329, 344
- XT-OPTION TEST Option, 240
- XTRCMP Routine, 478, 479
- XTRDEL Option, 479
- XTRGRPE Option, 476
- XT-ROUTINE COMPARE Option, 479
- XTSUMBLD-CHECK Option
  - Programmer Options Menu, 483
- XTV Global, 204
- XTV MENU Menu, 481, 482
- XTV ROUTINE CHANGES File (#8991), 482
- XT-VARIABLE CHANGER Option, 477
- XTVCHG Routine, 477
- XT-VERSION NUMBER Option, 477
- XTVNUM Routine, 477
- XTVR COMPARE Option, 482
- XTVR UPDATE Option, 482
- XU BLOCK COUNT Option, 239, 285
- XU CHECKSUM LOAD Option, 480
- XU CHECKSUM REPORT Option, 478, 484
- XU Namespace, 208
- XU SID ASK Option, 316
- XU SID STARTUP Option, 316
- XU USER SIGN-ON Extended Action, 317
- XU USER SIGN-ON Option, 309
  - Package-specific Signon Actions, 309
- XU USER START-UP Option, 310
  - Package-specific Signon Actions, 310
- XU USER TERMINATE Option, 311
- XUA4A71
  - \$\$EN^XUA4A71, 245
- XUA4A72
  - \$\$CODE2TXT^XUA4A72, 514
  - \$\$GET^XUA4A72, 514
  - \$\$IEN2CODE^XUA4A72, 515
- XUAF4
  - \$\$ACTIVE^XUAF4, 135
  - \$\$CIRN^XUAF4, 137
  - \$\$ID^XUAF4, 139
  - \$\$IDX^XUAF4, 139
  - \$\$IEN^XUAF4, 140
  - \$\$LEGACY^XUAF4, 140
  - \$\$LKUP^XUAF4, 141
  - \$\$MADD^XUAF4, 142
  - \$\$NAME^XUAF4, 143
  - \$\$NNT^XUAF4, 143
  - \$\$NS^XUAF4, 144
  - \$\$O99^XUAF4, 144
  - \$\$PADD^XUAF4, 145
  - \$\$PRNT^XUAF4, 147
  - \$\$RF^XUAF4, 147
  - \$\$RT^XUAF4, 148
  - \$\$STA^XUAF4, 150
  - \$\$TF^XUAF4, 150
  - \$\$WHAT^XUAF4, 151
  - CDSYS^XUAF4, 135
  - CHILDREN^XUAF4, 136
  - F4^XUAF4, 137
  - LOOKUP^XUAF4, 142
  - PARENT^XUAF4, 146
  - SIBLING^XUAF4, 149
- XUDHGUI
  - DEVICE^XUDHGUI, 55
- XUDHSET
  - \$\$RES^XUDHSET, 58
- XUEDITOPT Option, 228
- XUHUI
  - OPKG^XUHUI, 111
- XUINDEX Option, 474, 491
- XUKERNEL Menu, 210, 316
- XUMF
  - \$\$IEN^XUMF, 151
- XUMFI
  - MAIN^XUMFI, 152
- XUMFP
  - MAIN^XUMFP, 153
- XUMGR Security Key, 240
- XUP
  - \$\$DTIME^XUP, 516
  - ^XUP Direct Mode Utility, 307
- XUP Routine, 230
- XUP Utility, 204
- XUPARAM
  - \$\$GET^XUPARAM, 313
  - \$\$KSP^XUPARAM, 313
  - \$\$LKUP^XUPARAM, 314
  - SET^XUPARAM, 315
- XUPR RTN EDIT, 476
- XUPR RTN PATCH Option, 477
- XUPRGL Option, 240
- XUPROD
  - \$\$PROD^XUPROD, 316
- XUPROG Menu, 159, 473, 483, 491
- XUPROG Security Key, 159, 240, 473, 479, 491
- XUPROGMODE Security Key, 240, 473, 476, 477, 479, 484
- XUPROU Option, 477
- XUPR-ROUTINE-TOOLS Menu, 473, 491

- XUPR-RTN-TAPE-CMP Option, 478
- XUPS
  - \$\$IEN^XUPS, 51
  - \$\$VPID^XUPS, 51
- XUPS PERSONQUERY RPC, 52
- XUPSQRY
  - EN1^XUPSQRY, 52
- XUROUTINE IN Options, 479
- XUROUTINE OUT Option, 480
- XUS
  - ^XUS Direct Mode Utility, 307
  - H^XUS, 316
  - H^XUS Direct Mode Utility, 308
- XUS KEY CHECK RPC, 300
- XUS Utility, 204
- XUS1A
  - SET^XUS1A, 317
- XUS2
  - AVHLPTXT^XUS2, 318
- XUSCLEAN
  - \$\$CREATE^XUSAP, 319
  - ^XUSCLEAN Direct Mode Utility, 308
  - KILL^XUSCLEAN, 321
  - TOUCH^XUSCLEAN, 349
- XUSEC Global, 298, 299
- XUSER
  - \$\$ACTIVE^XUSER, 518
  - \$\$DEA^XUSER, 519
  - \$\$LOOKUP^XUSER, 523
  - \$\$NAM^XUSER, 525
  - \$\$PROVIDER^XUSER, 526
  - DIV4^XUSER, 522
- XUSERNEW
  - \$\$ADD^XUSERNEW, 322
- XUSESIG
  - ^XUSESIG, 99
  - SIG^XUSESIG, 99
- XUSESIG1
  - \$\$CHKSUM^XUSESIG1, 100
  - \$\$CMP^XUSESIG1, 100
  - \$\$DE^XUSESIG1, 101
  - \$\$EN^XUSESIG1, 101
  - \$\$ESBLOCK^XUSESIG1, 102
- XUSHSHP
  - DE^XUSHSHP, 102
  - EN^XUSHSHP, 103
  - HASH^XUSHSHP, 104
- XUSITEMGR Menu, 207
- XUSITEPARM Option, 210
- XUSNPI
  - \$\$CHKDGT^XUSNPI, 279
  - \$\$NPI^XUSNPI, 280
  - \$\$QI^XUSNPI, 281
- XUSPF200 Key, 322
- XUSRB
  - \$\$CHECKAV^XUSRB, 324
  - \$\$INHIBIT^XUSRB, 325
  - \$\$KCHK^XUSRB, 527
  - CVC^XUSRB, 324
  - INTRO^XUSRB, 325
  - LOGOUT^XUSRB, 326
  - OWNSKEY^XUSRB, 300
  - SETUP^XUSRB, 326
  - VALIDAV^XUSRB, 327
- XUSRB1
  - \$\$DECRYPT^XUSRB1, 328
  - \$\$ENCRYPT^XUSRB1, 328
- XUSRB2
  - DIVGET^XUSRB2, 528
  - DIVSET^XUSRB2, 529
  - USERINFO^XUSRB2, 529
- XUSRB4
  - \$\$HANDLE^XUSRB4, 329
- XUSTAX
  - \$\$TAXIND^XUSTAX, 282
  - \$\$TAXORG^XUSTAX, 283
- XUTL Global, 513
- XUTMDEVQ
  - \$\$DEV^XUTMDEVQ, 349
  - \$\$NODEV^XUTMDEVQ, 354
  - \$\$QQ^XUTMDEVQ, 356
  - \$\$REQQ^XUTMDEVQ, 360
  - EN^XUTMDEVQ, 352
- XUTMOPT
  - DISP^XUTMOPT, 361
  - EDIT^XUTMOPT, 362
  - OPTSTAT^XUTMOPT, 362
  - RESCH^XUTMOPT, 363
- XUTMTP
  - EN^XUTMTP, 364
- XUVERIFY
  - \$\$CHECKAV^XUVERIFY, 331
  - ^XUVERIFY, 330
  - WITNESS^XUVERIFY, 331
- XUWORKDY
  - \$\$EN^XUWORKDY, 248
  - \$\$WORKDAY ^XUWORKDY, 249
  - \$\$WORKPLUS ^XUWORKDY, 250
  - ^XUWORKDY, 247

**Z**

ZIS

- \$\$REWIND^%ZIS, 74
- ^%ZIS, 59
- HLP1^%ZIS, 72
- HLP2^%ZIS, 72
- HOME^%ZIS, 73
- ZISC
  - ^%ZISC, 75
- ZISH
  - \$\$DEFDIR^%ZISH, 125
  - \$\$DEL^%ZISH, 126
  - \$\$FTG^%ZISH, 127
  - \$\$GATF^%ZISH, 128
  - \$\$GTF^%ZISH, 129
  - \$\$LIST^%ZISH, 130
  - \$\$MV^%ZISH, 131
  - \$\$PWD^%ZISH, 133
  - \$\$STATUS^%ZISH, 133
  - CLOSE^%ZISH, 124
  - OPEN^%ZISH, 132
- ZISP
  - PKILL^%ZISP, 75
  - PSET^%ZISP, 76
- ZISPL
  - DSD^%ZISPL, 335
  - DSDOC^%ZISPL, 335
- ZISS
  - ENDR^%ZISS, 77
  - ENS^%ZISS, 78
  - GKILL^%ZISS, 83
  - GSET^%ZISS, 83
  - KILL^%ZISS, 85
- ZISTCP
  - CALL^%ZISTCP, 85
  - CLOSE^%ZISTCP, 86
- ZISUTL
  - CLOSE^%ZISUTL, 87
  - OPEN^%ZISUTL, 87
  - RMDEV^%ZISUTL, 90
  - SAVDEV^%ZISUTL, 90
  - USE^%ZISUTL, 91
- ZOSV
  - \$\$ACTJ^%ZOSV, 289
  - \$\$AVJ^%ZOSV, 289
  - \$\$EC^%ZOSV, 105
  - \$\$LGR^%ZOSV, 291
  - \$\$OS^%ZOSV, 292
  - \$\$VERSION^%ZOSV, 295
  - DOLRO^%ZOSV, 289
  - GETENV^%ZOSV, 290
  - GETPEER^%ZOSV, 332
  - LOGRSRC^%ZOSV, 291
  - SETENV^%ZOSV, 292
  - SETNM^%ZOSV, 293
  - T0^%ZOSV, 294
  - T1^%ZOSV, 295
- ZRTL Global
  - Obsolete, 295
- ZSTOP, 340
- ZTER
  - \$\$NEWERR^%ZTER, 108
  - ^%ZTER, 106
  - UNWIND^%ZTER, 108
- ZTLOAD, 95
  - \$\$ASKSTOP^%ZTLOAD, 373
  - \$\$JOB^%ZTLOAD, 376
  - \$\$S^%ZTLOAD, 385
  - \$\$TM^%ZTLOAD, 387
  - ^%ZTLOAD, 365
  - DESC^%ZTLOAD, 374
  - DQ^%ZTLOAD, 374
  - ISQED^%ZTLOAD, 375
  - KILL^%ZTLOAD, 377
  - OPTION^%ZTLOAD, 377
  - PCLEAR^%ZTLOAD, 378
  - REQ^%ZTLOAD, 379
  - RTN^%ZTLOAD, 385
  - STAT^%ZTLOAD, 386
  - ZTSAVE^%ZTLOAD, 388
- ZTMB Direct Mode Utility, 347
- ZTMCHK Direct Mode Utility, 347
- ZTMGRSET Routine, 241
- ZTMON Direct Mode Utility, 348
- ZTMQUEUABLE OPTIONS Menu, 206
- ZTQUEUED variable, 341
- ZTQUEUED Variable, 191, 340
- ZTREQ, 342
- ZTREQ variable, 340
- ZTREQ Variable, 341
- ZTSAVE^%ZTLOAD, 388
- ZTSTAT Variable, 346
- ZTSTOP Variable, 340
- ZU
  - ^ZU Direct Mode Utility, 308

