



Integrated Funds Distribution,
Control Point Activity, Accounting and
Procurement
(IFCAP)

Technical Manual

Version 5.1

October 2000

Revised January 2013

Department of Veterans Affairs
Office of Information Technology
Product Development

Note: This Technical Manual has *not* been updated to reflect the conversion to Caché.

THIS PAGE INTENTIONALLY LEFT BLANK

Revision History

Date	Revision	Description	Author(s)
January 2013	16.0	<p>Patch PRC*5.1*162 (VistA Fee Automation Enhancement) updates:</p> <ul style="list-style-type: none"> Accounting technician options used to process 994 code sheets were deleted. The Fee Basis - IFCAP Code Sheet Menu [PRC FEE GECS MAIN MENU] and all associated options were removed from the Accounting Technician Menu [PRCFA ACCTG TECH] as this functionality is no longer necessary. The Authorization Detail 1358 - F23 option, which previously displayed the user who posted a payment or credit to the IFCAP authorization, will now display POSTMASTER as the user for credit amounts that are posted due to the new Central Fee transactions. 	Ricky Stephens, Project Manger Mavis McGaugh, Subject Matter Expert Susan Strack, Writer
October 2012	16.1	Updated table 6.17, Table 7.9.	K. Louck, D. Navarra
August 2012	17.0	<p>Patch PRC*5.1*167 (eCMS Interface to IFCAP) updates:</p> <ul style="list-style-type: none"> Updated Heading 2 style to left align with Heading 1, 3. (changed left indent from 0.06” to 0.0”). Updated “Table 4.14. List of Routines (PRCHG – PRCHO)” with revised routine names and descriptions in List of Routines (PRCHG – PRCHO), including PRCHJTA. Updated “Table 4.22. List of Routines (PRCS)” with revised routine names and descriptions in List of Routines (PRCS). Updated “Table 5.1. File List with Description (Sorted by File Number): File 410-414” by adding File 414.06, updating Files 410, 410.2. Updated “Table 5.5 Files with Security Access” by adding File 414.06. Updated “Table 5.9. File List (Sorted by Name)” by adding File 414.06. Updated “Table 5.17. Input Templates (File Number Order)” by adding File 414.06. Updated “Table 6.17. Option List (PRCH E – PRCH O)” by adding PRCHJ RETRANS 2237, PRCHJ TRANS REPORT, and PRCHJ TRANS REPORT2. Added “Section 7.8 Configuration Files” and “Table 7.9. Configuration File Entries.” 	Robert Miller, Project Manager; Lyford Greene, Developer; Dan Navarra, Writer
May 2012	15.0	Patch PRC*5.1*159 changed security key PRCS CPO from KEEP AT TERMINATE: YES, to NO. See page 127.	A. Scott, T. Dawson
October 2011	14.0	Patch PRC*5.1*158 Modification of title for IFCAP VA Form 1358. See page 280, 317.	Mary A Anthony, C Arceneaux
August 2011	13.0	Remedy Ticket HD52314 make option lists complete. See page 122.	R. Beckwith, C. Arceneaux

Revision History

July 2011	12.0	Patch PRC*5.1*153 – New message interface with Austin for 1358 Obligations see pp. 34, 80, 257, 258, 281, and 318.	C. Arceneaux, M. Anthony
June 2011	11.0	Updated for changes in PRC*5.1*154, certifier role for 1358s processed in IFCAP invoice tracking module.	C. Arceneaux, M. Anthony
May 2011	10.0	Updated for changes with PRC*5.1*152.	C. Arceneaux, M. Anthony
April 2011	10.0	Updated for changes with PRC*5.1*151, CLRS Extract Update.	C. Arceneaux, M. Anthony
1/5/2011	9.0	Updated per PRC*5.1*148 – removed references to Obligation Data option. Removed references to Missing Fields Report.	Mavis McGaugh
	9.0	Updated Routines Listing per PRC*5.1*148	Mavis McGaugh
	9.0	Restored missing PRCS routines in Appendix B	Mavis McGaugh
8//2009	8.0	Updated based on 1358 Misc Obligations IT Enhancements (patch PRC*5.1*130)	Lyford Greene
11/2008	7.0	Added notes about new option PRCG CLEAN 424/424.1 FILES (patch PRC*5.1*115)	T. Dawson A. Scott
		US Bank purchase card activation (patch PRC*5.1*125)	T. Dawson A. Scott
3/2008	6.0	Added notes about new option PRCHPM CS PURGE ALL (patch PRC*5.1*114)	G. Werner A. Scott
3/2007	5.0	Added information about modifications for the GIP On Demand Items patch (PRC*5.1*98)	Bruce Moser
11/06	4.0	Updated to add information about the Logistics Data Query Tool (patch PRC*5.1*103)	Deborah Lawson VJ McDonald
2/08/06	3.0	Update to: Reflect changes required by the Clinical Logistics Report Server (CLRS) (patch PRC*5.1*83)	Deborah Lawson VJ McDonald
		<ul style="list-style-type: none"> ▪ Include a routine (PRCPSSQA) that was installed for the Point of Use but not previously documented herein 	(unknown)
		<ul style="list-style-type: none"> ▪ Reflect changes required by the FPDS ICAR (patch PRC*5.1*79) 	Mary Ellen Gray
6/23/05	2.0	Update to reflect changes required by the DynaMed-IFCAP Interface (patch PRC*5.1*81) and make some formatting changes.	Tracie Wallace VJ McDonald
Oct 2000	1.0	Initial issue	Deborah Lawson

Preface

Note: This Technical Manual has *not* been updated to reflect the conversion to Caché.

Financial and logistics functions for most VA facilities are handled by the **Integrated Funds Distribution, Control Point Activity, Accounting and Procurement (IFCAP)** software, which is an application in the Veterans Health Information Systems & Technology Architecture (VistA).

Purpose of the Technical Manual

The IFCAP Technical Manual contains information that assists programmers, site managers, and Information Resources Management (IRM) technical personnel to operate, maintain, and troubleshoot IFCAP V. 5.1 software. The IFCAP package automates certain functions in Acquisition & Materiel Management (A&MM), Fiscal, and in all of the services that request supplies on VA Form 90-2237 (the “2237”). The primary goal of IFCAP is to integrate these three areas and allow the users to share ordering information. Complementing the ordering process, IFCAP supports the maintenance of inventory levels and automatic reordering of needed supplies.

The Generic Inventory Package (GIP)

The Generic Inventory Package (GIP) module of IFCAP provides options in the Warehouse—General Inventory/Distribution Menu that enable users to manage the receipt, distribution, and maintenance of stock items received for the supply warehouse from outside vendors and distributed to primary inventory points. The system also manages receipt and distribution of items from primary inventory points to secondary inventory points. In this instance, "inventory system" refers to:

- The Supply Warehouse, which maintains a supply of items that are repetitively used by the services ("posted stock")
- The Primary Inventory, which receives supplies directly from the warehouse or from outside vendors; and distributes supplies to its subordinate secondary inventory points
- The Secondary Inventory set up by a primary inventory point, which is directly dependent on that primary inventory point for receipt of orders.

GIP was designed to enable the auto-generation of purchase orders for warehouse stock below stock thresholds and allows warehouse clerks to enter barcode inventory data into IFCAP, manage inventory records, and manage the supply and distribution of goods from the warehouse to the services the warehouse supports.

IFCAP and DynaMed®

Historically, the Veterans' Affairs (VA) Medical Center (VAMC) at Bay Pines, Florida made only limited use of GIP. Beginning in 2004, Bay Pines adopted a commercial off-the-shelf (COTS) inventory software package, DynaMed.® At Bay Pines, DynaMed replaced the Generic Inventory Package (GIP) module of IFCAP. Following a period of manual interface between the two packages, an automated interface was implemented at Bay Pines VAMC in July, 2005. The linkage between IFCAP and DynaMed was designed in such a way to not interfere with non-DynaMed sites, which should see no change in IFCAP functionality.

The IFCAP Technical Manual is also available online at the VistA Documentation Library.

<http://www.va.gov/vdl/application.asp?appid=42>

See paragraph 2.2 for information about online documents and hyperlinks.

Throughout this document, any references to “Manual,” “the Manual,” or “this Manual” should be interpreted to mean the *IFCAP Technical Manual*.

The Logistics Data Query Tool

The National Prosthetics Patient Database (NPPD) contains information, among other things, about prosthetics items purchased for patients. Both IFCAP and NPPD are part of the Veterans Health Information Systems and Technology Architecture (VistA). A new Windows®-based software application, the Logistics Data Query Tool, allows users to sign-on to VistA, access data from both IFCAP and NPPD, and display that data within the application. The Query Tool acts as a “front-end” to enable users to more easily find, display, export and print IFCAP data. The Query Tool is a substitute for the VA FileMan utility program which has traditionally been used to look directly at the MUMPS globals (files) which store IFCAP data. The Query Tool enables users to...

- Search for data and display data by a range of dates
- Sort and rearrange the view of the data; display the data in a custom view
- Print the data
- Export the data into a Microsoft® Excel® spreadsheet file

Related Documents

- A series of *IFCAP User Guides* provides information on how IFCAP operates at a site. The guides are also available at the same online location shown above.
- The *IFCAP Package Security Guide* and *Release Notes and Installation Guide* are also available at the online location shown above.
- The *DynaMed-IFCAP Interface Implementation Guide* is also available for personnel at Bay Pines VAMC *only*. Copies will be made available to affected users only.
- The *Logistics Data Query Tool Manual* is also available at the online location shown above.

Table of Contents

Chapter 1. Introduction.....	1
1.1 Special Terminology.....	1
1.2 Overview.....	1
1.3 Electronic Signature.....	2
1.4 Funds Distribution (Fiscal Component).....	2
1.5 Funds Control (Control Point Component).....	2
1.6 Expenditure Requests (Control Point Component).....	3
1.7 Purchase Orders (A&MM Component).....	3
1.8 Accounting (Fiscal Component).....	3
1.9 Procurement (All Components).....	4
1.10 Inventory (Warehouse, Primary, and Secondary).....	4
1.11 Receiving Reports (A&MM Component).....	5
1.12 Integration.....	5
1.12.1 Fiscal to Control Points.....	5
1.12.2 Control Point to A&MM.....	5
1.12.3 A&MM to Fiscal.....	6
Chapter 2. Orientation	7
2.1 Icons Used in Boxed Notes.....	7
2.2 Online Documents and Hyperlinks.....	8
Chapter 3. Implementation and Maintenance	9
3.1 Operating Specifics.....	9
3.1.1 Block Sizing Information.....	9
3.1.2 Recommended Equipment.....	10
3.2 Journaling Globals.....	11
3.3 Translation Tables.....	12
3.4 The Production/Training Flag.....	12
Chapter 4. Routine Descriptions	13

4.1 Overview.....	13
4.2 List of Routines.....	14
Chapter 5. File List	51
5.1 Overview.....	51
5.2 File List with Description (Sorted by File Number).....	51
5.2.1 File List Tables	51
5.3 File List (Sorted by Name)	68
5.4 File Protection.....	72
5.5 Files with Security Access	72
5.6 Print Templates	77
5.6.1 Alphabetical Order.....	77
5.6.2 File Number Order.....	82
5.7 Sort Templates	87
5.7.1 Alphabetical Order.....	87
5.7.2 File Number Order.....	90
5.8 Input Templates	92
5.8.1 Alphabetic Order.....	92
5.8.2 File Number Order.....	99
Chapter 6. Exported Options.....	107
6.1 Menu Structure and Options Definitions	107
6.2 Assigning Menus and Security Keys to Users	107
6.3 Description of Security Keys	110
6.4 Option List	113
6.5 Menu Listings	213
6.5.1 PRCB MASTER	213
6.5.2 PRCF MASTER.....	215
6.5.3 PRCH CARD COORDINATOR MENU (PCard Coordinator's Menu)	217
6.5.4 PRCH DELIVERY ORDER MENU (Delivery Orders Menu).....	218
6.5.5 PRCH PURCHASE CARD MENU (Purchase Card Menu).....	218
6.5.6 PRCHUSER COORDINATOR (IFCAP Application Coordinator Menu)	219

6.5.7 PRCHUSER MASTER.....	220
6.5.8 PRCP MAIN MENU (Primary Inventory Point Main Menu).....	224
6.5.9 PRCP2 MAIN MENU (Secondary Inventory Point Main Menu).....	226
6.5.10 PRCPW MAIN MENU	226
6.5.11 PRCSOP OFFICIAL (Control Point Official's Menu)	228
6.5.12 PRCV DYNAMED RIL'S NEED ACTION	229
6.5.13 PRCV ITEM DISPLAY WITH VENDOR #	229
6.5.14 PRCV ITEM UPDATE TO DYNAMED.....	229
6.5.15 PRCV VENDOR UPDATE TO DYNAMED.....	230
Chapter 7. Other Exported Components	231
7.1 Forms	231
7.2 Bulletins	231
7.3 Help Frames	233
7.4 Protocols	233
7.5 List Templates.....	236
7.6 Mail Groups	237
7.7 Parameter Definitions	238
7.8 HLO APPLICATION REGISTRY (#779.2) File Entries/Records	239
Chapter 8. Archiving and Purging.....	241
8.1 Introduction.....	241
8.2 Overview of PurgeMaster.....	241
8.3 Technical Information.....	241
8.3.1 Namespace	241
8.3.2 Sizing Requirements	242
8.3.3 System Failure during Archiving or Purging.....	242
8.3.4 Associated Files	242
8.3.5 File Security Codes	242
8.3.6 Cross References.....	243
8.4 Options.....	243
8.4.1 PRCG ARCHIVE/PURGE MASTER MENU	243

8.4.2 Option List 244

8.5 How PurgeMaster Works..... 245

8.6 Suggested Order for Archive/Purge Menu Options..... 246

 8.6.1 Executing a Complete Archive/Purge..... 246

 8.6.2 Executing Only the Menu Option Installed by Patch PRC*5*237..... 246

 8.6.3 Executing Only the Menu Option Installed by Patch PRC*5*238:..... 246

8.7 Using Archive/Purge..... 246

 8.7.1 Edit PurgeMaster Site Edit..... 246

 8.7.2 Find Archivable IFCAP Records..... 247

 8.7.3 Review Pending Archive Transactions..... 248

 8.7.4 Archive Selected IFCAP Records..... 249

 8.7.5 Load Archived IFCAP Documents into PurgeMaster 251

 8.7.6 Load IFCAP File 442 Documents into PurgeMaster 252

 8.7.7 Load IFCAP File 410 Documents into PurgeMaster 253

 8.7.8 Clean Files 424/424.1 after purging..... 255

Chapter 9. External Relations and Callable Routines 257

9.1 IFCAP Custodial Database Integration Agreements Summary..... 257

9.2 IFCAP Subscribing Database Integration Agreements Summary..... 261

Chapter 10. Internal Relations 265

10.1 Menu Options..... 265

10.2 Pointers 265

10.3 SACC Exemptions 281

Chapter 11. Package-Wide Variables 291

11.1 Arrays and Package-Wide Variables 291

Figures:

Figure 10.1. Memo, SAC Exemption for IFCAP 284

Figure 10.2. Request and Approval for Exemption (Build Strings Longer than 255 Characters)
..... 285

Figure 10.3. Exemption to Allow Initialization of DUZ by Passed DynaMed Value 287

Figure 10.4. Exemption to Allow Use of \$ZF(-1) to invoke FTP	289
---------------------------------------------------------------------	-----

Tables:

Table 1.1. IFCAP Functional Components.....	1
Table 2.1. Icons Used in Boxed Notes.....	7
Table 3.1. Block Sizing.....	9
Table 3.2. Default Printer Codes.....	11
Table 3.3. Globals Journaling Recommendation	11
Table 3.4. Translation Tables.....	12
Table 4.1. IFCAP Internal Namespaces.....	13
Table 4.2. List of Routines (PRC0 – PRC7).....	14
Table 4.3. List of Routines (PRCB).....	14
Table 4.4. List of Routines (PRCE)	16
Table 4.5. List of Routines (PRCF5 - PRCFA)	17
Table 4.6. List of Routines (PRCF5 – PRCFE)	19
Table 4.7. List of Routines (PRCFF)	20
Table 4.8. List of Routines (PRCFG - PRCFY)	21
Table 4.9. List of Routines (PRCG).....	22
Table 4.10. List of Routines (PRCH0 - PRCHA).....	23
Table 4.11. List of Routines (PRCHC).....	24
Table 4.12. List of Routines (PRCHD).....	25
Table 4.13. List of Routines (PRCHE — PRCHF)	26
Table 4.14. List of Routines (PRCHG – PRCHO)	28
Table 4.15. List of Routines (PRCHP)	30
Table 4.16. List of Routines (PRCHQ).....	31
Table 4.17. List of Routines (PRCHR).....	32
Table 4.18. List of Routines (PRCHS)	33
Table 4.19. List of Routines (PRCO).....	33
Table 4.20. List of Routines (PRCP)	35
Table 4.21. List of Routines (PRCR).....	43
Table 4.22. List of Routines (PRCS)	43
Table 4.23. List of Routines (PRCT).....	46

Table 4.24. List of Routines (PRCU).....46

Table 4.25. List of Routines (PRCV).....47

Table 4.26. List of Routines (PRCX).....48

Table 5.1. File List with Description (Sorted by File Number): File 410-41451

Table 5.2. File List with Description (Sorted by File Number): File 417-42054

Table 5.3. File List with Description (Sorted by File Number): File 421-42257

Table 5.4. File List with Description (Sorted by File Number): File 423-44058

Table 5.5. File List with Description (Sorted by File Number): File 441-44259

Table 5.6. File List with Description (Sorted by File Number): File 443-44561

Table 5.7. File List with Description (Sorted by File Number): File 446-44764

Table 5.8. File List with Description (Sorted by File Number): File 8989.5165

Table 5.9. File List (Sorted by Name)68

Table 5.10. File Protection.....72

Table 5.11. Files with Security Access.....73

Table 5.12. Print Templates (Alphabetical Order).....77

Table 5.13. Print Templates (File Number Order).....82

Table 5.14. Sort Templates (Alphabetical Order).....87

Table 5.15. Sort Templates (File Number Order).....90

Table 5.16. Input Templates (Alphabetical Order).....92

Table 5.17. Input Templates (File Number Order).....99

Table 6.1. Suggested User Menus and Security Keys107

Table 6.2. Description of Security Keys110

Table 6.3. Option List (PRC — PRC SO)115

Table 6.4. Option List (PRCB — PRCB CPA)116

Table 6.5. Option List (PRCB DELETE — PRCB GENERATE).....120

Table 6.6. Option List (PRCB MASTER — PRCB YEAR)122

Table 6.7. Option List (PRCD)124

Table 6.8. Option List (PRCE)126

Table 6.9. Option List (PRCF 2237 — PRCF OUTSTANDING)128

Table 6.10. Option List (PRCFA 1358 — PRCFA RETRANSMIT).....129

Table 6.11. Option List (PRCFA RETURN – PRCFA VENDOR)133

Table 6.12. Option List (PRCFD).....135

Table 6.13. Option List (PRCFPC, PRCFUO)138

Table 6.14. Option List (PRCG).....	139
Table 6.15. Option List (PRCH A – PRCH C).....	140
Table 6.16. Option List (PRCH D).....	142
Table 6.17. Option List (PRCH E – PRCH O).....	144
Table 6.18. Option List (PRCH P – PRCH P/C PRINT).....	147
Table 6.19. Option List (PRCH P/C REP).....	147
Table 6.20. Option List (PRCH PA – PRCH PURCHASE).....	150
Table 6.21. Option List (PRCH R – PRCH Z).....	151
Table 6.22. Option List (PRCHLO).....	152
Table 6.23. Option List (PRCHOUT < — PRCHOUT FPDS).....	158
Table 6.24. Option List (PRCHPC A — PRCHPC I).....	161
Table 6.25. Option List (PRCHPC P — PRCHPC V).....	163
Table 6.26. Option List (PRCHPM — PRCHPM CS).....	165
Table 6.27. Option List (PRCHPM D — PRCHPM V).....	168
Table 6.28. Option List (PRCHQ).....	171
Table 6.29. Option List (PRCHUSER).....	174
Table 6.30. Option List (PRCO).....	174
Table 6.31. Option List (PRCP A — PRCPLO CLO).....	176
Table 6.32. Option List (PRCP COMPREHENSIVE — PRCP DUEOUT).....	179
Table 6.33. Option List (PRCP EDIT — PRCP I*).....	185
Table 6.34. Option List (PRCP KWZ — PRCP PRINT).....	188
Table 6.35. Option List (PRCP PURGE — PRCP SUBSTITUTE).....	191
Table 6.36. Option List (PRCP SURGERY — PRCP WHERE).....	194
Table 6.37. Option List (PRCP2).....	197
Table 6.38. Option List (PRCPW).....	198
Table 6.39. Option List (PRCS EXCEPTION — PRCS OFFICIAL).....	200
Table 6.40. Option List (PRCSCP B — PRCS ENRS).....	202
Table 6.41. Option List (PRCSER — PRCS PRFT).....	205
Table 6.42. Option List (PRCSRBCP — PRCS TSS).....	207
Table 6.43. Option List (PRCT BARCODE — PRCT STATUS).....	209
Table 6.44. Option List (PRCT UPLOAD — PRCU FPDS).....	211
Table 6.45. Funds Distribution Program Menu (PRCB MASTER).....	213
Table 6.46. Funds Distribution & Accounting Menu (PRCF MASTER).....	215

Table 6.47. Purchase Card Coordinator’s Menu (PRCH CARD COORDINATOR MENU)....217

Table 6.48. Delivery Orders Menu (PRCH DELIVERY ORDER MENU).....218

Table 6.49. Purchase Card Menu (PRCH PURCHASE CARD MENU).....218

Table 6.50. IFCAP Application Coordinator Menu (PRCHUSER COORDINATOR).....219

Table 6.51. Combined A&MM Menus (PRCHUSER MASTER).....220

Table 6.52. Primary Inventory Point Main Menu (PRCP MAIN MENU).....224

Table 6.53. Secondary Inventory Point Main Menu (PRCP2 MAIN MENU).....226

Table 6.54. Warehouse--General Inventory/Distribution Menu (PRCPW MAIN MENU).....227

Table 6.55. Control Point Official's Menu (PRCSCP OFFICIAL)228

Table 7.1. Exported Forms.....231

Table 7.2. Exported Bulletins231

Table 7.3. Help Frames233

Table 7.4. Protocols233

Table 7.5. DynaMed-IFCAP Interface Protocols236

Table 7.6. List Templates.....236

Table 7.7. Mail Groups237

Table 7.8. Parameter Definitions238

Table 7.9. HLO APPLICATION REGISTRY (#779.2).....239

Table 8.1. Files Associated with Archive/Purge Utility242

Table 8.2. PurgeMaster Cross References243

Table 8.3. IFCAP Archive/Purge Master Menu (PRCG ARCHIVE/PURGE MASTER MENU)243

Table 8.4. Option List (PRCG).....244

Table 8.5. Archive Status.....247

Table 9.1. IFCAP Custodial DBIAs257

Table 9.2. IFCAP Subscribing DBIAs.....261

Table 10.1. Pointer Matrix265

Table 10.2. SACC Exemptions.....281

Table 11.1. PO Master305

Table 11.2. PO Discount.....308

Table 11.3. PO Comments309

Table 11.4. PO BOC309

Table 11.5. PO Po2237RefNum310

Table 11.6. PO Partial.....310

Table 11.7. PO Remarks	311
Table 11.8. PO Obligation Data.....	312
Table 11.9. PO Purchase Method	312
Table 11.10. PO Prompt Payment Terms	313
Table 11.11. PO Item	313
Table 11.12. PO Item Description	315
Table 11.13. PO Line Item Date Received	315
Table 11.14. PO Item Line Inventory Point.....	316
Table 11.15. PO Amount	317
Table 11.16. PO Amount Brk Code.....	317
Table 11.17. PO Amendment.....	318
Table 11.18. PO Amendment Description	319
Table 11.19. PO Amendment Change	319
Table 11.20. PO Fields to be Captured.....	320
Table 11.21. Control Point Activities	324
Table 11.22 Sub Control Point.....	327
Table 11.23. 1358 Daily Record.....	327
Table 11.24. 1358 Authorization Detail	328
Table 11.25. Invoice Tracking Header	329
Table 11.26. Invoice Tracking Prompt Payment Terms	331
Table 11.27. Invoice Tracking FMS Lines	332
Table 11.28. Invoice Tracking Certifying Service.....	332

Appendices:

Glossary	Glossary-295
Appendix B. Routine Checksums	Appendix B-303
Appendix C. CLRS Reporting (Purchase Order Data)	Appendix C-305

Index	Index-335
--------------------	------------------

Table of Contents

Chapter 1. Introduction

Note: This Technical Manual has *not* been updated to reflect the conversion to Caché.

1.1 Special Terminology

See the IFCAP Glossary in 0.

1.2 Overview

IFCAP (Integrated Funds Distribution, Control Point Activity, Accounting, and Procurement) provides support to a variety of administrative activities in the medical center. As the name implies, the Fiscal and A&MM Services are the principal users of this software and reap the greatest benefits. However, Control Points also benefit greatly from the ease of the automated purchasing and accounting procedures and from the quick access to information about their own funds and purchase requests.

Each organizational element uses different components of the software designed to simplify its purchasing and accounting responsibilities. Broadly speaking, IFCAP consists of the following functional components:

Table 1.1. IFCAP Functional Components

ORGANIZATIONAL ELEMENTS	COMPONENTS
Funds Distribution	Fiscal
Funds Control	Control Point
Expenditure Requests	Control Point
Purchase Orders	A&MM
Accounting	Fiscal
Procurement	All
Inventory	Warehouse, Primary and Secondary
Receiving	A&MM
Electronic Signature	All

Additionally, each organizational element may have access to a series of reports that provide fast and accurate data about the organization's activities, and a group of utility functions designed to aid in minimal computer chores and cleanup. Even though each of these functional components is used primarily by the organizational elements designated above, it is easy to see that these nine components interact and rely on each other for information. How these components share and transmit information will be discussed. But first, each of the components listed above will be discussed in some detail to explain the capability of the system.

1.3 Electronic Signature

A primary security feature in IFCAP V. 5.1 involves the use of Electronic Signatures. Individuals in the system who have authority to approve actions, at whatever level, have the ability to enter and edit their own Electronic Signature Code. This code is required before the documents pass on to a new level for processing or review.

1.4 Funds Distribution (Fiscal Component)

The Funds Distribution portion of IFCAP serves two major needs in Fiscal Service:

- Tracking of funds received
- Funds Distribution to Control Points

First, the program allows the budget office to input and manipulate funds received for the medical center's use. The funds are entered specifying the Fiscal Year, Transfer of Disbursing Authority (TDA), and program area for the funds. Once the figures have been entered into IFCAP, the budget office has the capability of working with these funds. They have the ability to try out various distributions to Control Points before any funds are actually released to Control Points. This feature of IFCAP makes exploring different alternatives quick and easy, and aid in decision-making before distribution.

Since the funds were originally entered into IFCAP by fiscal year and program area, IFCAP can easily record where the funds have gone for reporting. If categories are specified at the outset, the tracking and sorting are accomplished by IFCAP.

The second feature of this component releases the funds to Control Points. After decisions have been made, this simple operation electronically transfers funds to the Control Points as specified by the budget office. Control Points that are also automated (using IFCAP) see the increases and decreases to their funds on their terminals. No work is required for the Control Points to enter these funds into their accounting records. For Control Points that are not electronic (not using IFCAP), a notice of the change in Control Point funds may be printed and then distributed to the Control Point.

1.5 Funds Control (Control Point Component)

Control Points use the funds control component of IFCAP for internal accounting. Once funds have been placed in the Control Point by the budget office, the Control Point bears responsibility for the accounting of these funds, just as they always have. This accounting takes place at the terminal, using IFCAP. When requests to spend funds are approved, IFCAP automatically adjusts the Control Point balance. When the purchases are obligated for amounts that vary from the purchase request, IFCAP updates the Control Point balance automatically. The interface between IFCAP and the Financial Management System (FMS) automates the reconciliation process. Adjustments to obligations due to payments, shipping charges, and interest charges, no longer need to be entered by the Control Point Clerk.

Funds should not be added to the balance by the Control Point except at stations where the Fiscal Service is not using IFCAP. In this situation, the Control Point needs to enter those funds authorized by the Budget Office to establish a beginning balance.

1.6 Expenditure Requests (Control Point Component)

All requests to spend Control Point Funds may be initiated at the terminal using IFCAP. Requests may be initiated by anyone who has access to a terminal and the appropriate access codes. IFCAP makes the item and vendor files available for review to aid in the completion of this work. The Control Point Clerk has the authority to convert the request to a permanent request for the Control Point by assigning a Control Point transaction number. This number, assigned by IFCAP, then serves as a reference number for all future inquiries about the request. For audit purchase orders, once a permanent transaction number has been assigned, the transaction may not be deleted; it may only be canceled. This maintains the transaction in permanent records while halting any further action. Only the Control Point Official has the authority to sign requests and release them to A&MM or Fiscal for further action. This is accomplished through the use of an electronic signature code associated with this official. Once the request has been released, the Control Point Clerk may inquire at any time about the status of the request. IFCAP immediately updates this status as actions are completed by other organizational elements.

1.7 Purchase Orders (A&MM Component)

Purchasing Agents may complete all requests for goods purchased from either federal or non-federal sources electronically. Where the request has been electronically transmitted to A&MM by the Control Point, the information on the 2237 is electronically "dumped" into the Purchase Order prepared for the corresponding request. Non-electronic Control Point requests require that the Purchasing Agent enter information from the 2237 onto the Purchase Order. This is done by signing onto IFCAP and entering the information at the terminal. Purchasing Agents are capable of combining and splitting orders at their terminals. IFCAP also makes a vendor and item file available to Purchasing Agents to aid in completion of this work. PAT numbers (obligation number, Purchase Order number, etc.) can be assigned by IFCAP. Once a purchase order has been established electronically, using IFCAP, all future activities regarding that purchase will be accomplished using IFCAP. These include various amendments and adjustments. These actions are recorded onto the purchase order register by IFCAP, insuring accurate and complete records. Purchasing Agents use their electronic signature code to indicate the order is complete and ready for obligation by Fiscal.

1.8 Accounting (Fiscal Component)

The most frequently used FMS documents are created electronically using IFCAP. Specific options are included for obligating purchase orders, completion of receiving reports, and processing amendments. Any action completed electronically in A&MM Service will be available for Fiscal action in the IFCAP system. Purchasing documents will already contain the

pertinent information for Fiscal review and obligation; receiving reports processed by Fiscal will include the receiving information entered by A&MM. Completion of documents for these actions is a simple matter of reviewing what is displayed on the terminal to insure accuracy. Once this is done, the Accounting Technician enters an electronic signature code to complete the document. Once the electronic signature is entered, the document can be transmitted to Austin. For other types of documents, Accounting Technicians "build" them, using the Create a Code Sheet option, by responding to the appropriate prompts on the terminal. Again, an electronic signature code is entered indicating the information is accurate, and a document is transmitted to Austin. As in other components, information about any transaction is immediately updated by IFCAP and available for inquiries at any time. The Accounting Technician may update the Fiscal Status of Funds at this time, if the site is utilizing this functionality.

1.9 Procurement (All Components)

Allows A&MM Service to transfer IFCAP-generated requests (including those originating from the DynaMed inventory program) onto purchase orders and requisitions, process documents in the warehouse, and create and transmit code sheets to the Austin Automation Center (AAC).

1.10 Inventory (Warehouse, Primary, and Secondary)

Each of the Inventory modules provides an informational header at the top of each menu screen, showing the inventory point, the software version, user name for the job, archive/purge information and more.

The Generic Inventory module maintains inventory stock on-hand levels within the Warehouse, Primary, and Secondary type inventory points.

Stock can be received into the Warehouse or Primary inventory points by receipting in purchase orders. Primaries can also receive stock by receipting Issue Books from the Warehouse or when the Warehouse posts Issue Books. A Secondary can receive stock when the Primary posts distribution orders.

Stock can be distributed from the Warehouse to the Primary when the Warehouse posts an Issue Book. A Primary can distribute stock to a Secondary by posting a distribution order.

Stock adjustments can be made in the Warehouse, Primary, and Secondary as physical counts is performed manually or by using the barcode reader. Receipt or Issue adjustments can be made with the Warehouse inventory point. Also, the Warehouse inventory point can move stock to or from non-issuable.

A Warehouse, Primary, or Secondary inventory point can use the auto-generate option to automatically re-order stock as it drops below defined levels. This option creates a repetitive item list for Primary and Warehouse that can be used to create purchase orders. Secondary inventory points create distribution orders that can be processed by Primary inventory points.

Multiple Primary inventory points may be attached to a single Fund Control Point.

1.11 Receiving Reports (A&MM Component)

When IFCAP-generated purchases are received at the Warehouse, a copy of the purchasing documents may be printed or displayed on a terminal in the Warehouse. The status of the purchasing documents can be easily determined to see if the documents have not been completed. Receiving information can be entered onto these purchasing documents at the terminal. Partial deliveries can be entered. The next time the Purchase Order is accessed, IFCAP informs the user of any goods already received against the Purchase Order. IFCAP also alerts the Warehouse if an overage is being received. Purchasing can be contacted to amend the Purchase Order, or the item can be returned to the vendor.

1.12 Integration

All aspects of the accounting and purchasing activities are not electronic. As described in the preceding pages, each of the modules accomplishes large segments of the work electronically. This chapter discusses the integration of these component parts: what information can and cannot be transmitted from one component to another. The discussion is about information contained in specific transactions initiated by Control Points. More general information about the status of various requests will be available to all users at any time, through use of the various reports.

1.12.1 Fiscal to Control Points

IFCAP transmits budget information from Fiscal Service to the Control Points when both are electronic. Only increases and decreases to allocated funds, as determined by Fiscal Service, are affected by this link. The obligation of documents by the Accounting section update the balances maintained at the Control Points. The Control Points are able to review the committed amount versus the obligated amount using various reports. Information about the activities in Fiscal Service (the fact that an order has been obligated) is available. Entries generated directly from the FMS system update the control point record Running Balance Report.

1.12.2 Control Point to A&MM

Any purchase requests (2237) completed at a terminal are electronically transmitted to A&MM. These requests print out on a printer in A&MM upon approval by the Control Point Official. A&MM determines whether or not the request can be processed further using IFCAP. For those requests that are processed through IFCAP, the information from the Control Point is accessible by A&MM at the terminal.

For Control Points that are not using IFCAP, all requests are forwarded to A&MM on paper, as always. A&MM needs to enter these requests into the system if they are to be processed through IFCAP.

1.12.3 A&MM to Fiscal





Once A&MM enters an order into IFCAP, all future activities regarding that order must also be completed using IFCAP. Information regarding these activities is available to Fiscal Service from IFCAP. Specifically, information for obligating documents and for completing receiving reports (for items purchased and received using IFCAP) is electronically transmitted to Fiscal for their review and action.

Chapter 2. Orientation

2.1 Icons Used in Boxed Notes

Whenever you need to be aware of something important or informative, the Guide will display a boxed note with an icon to alert you. For an example, see the note on page 12.

Table 2.1. Icons Used in Boxed Notes

Icon	Meaning
	Warning: Something that could affect your use of the DynaMed-IFCAP Interface or of the material available in the databases.
	Information: Additional information that might be helpful to you or something you need to know about, but which is not critical to understanding or use of the DynaMed-IFCAP Interface .
	Tip: Advice on how to more easily navigate or use the Guide or the software.
	Technical Note: Information primarily of interest to software developers, IRM or EVS personnel. Most IFCAP users can usually safely ignore such notes.

2.2 Online Documents and Hyperlinks

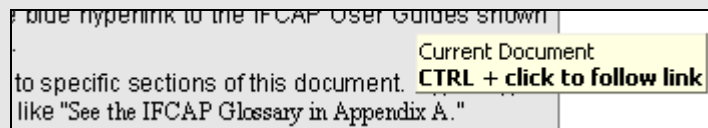


About hypertext and hyperlinks in this document:

This document contains “hypertext” that provides links to other parts of this document or to other related documents. *Hypertext* is a computer-based text retrieval system that enables a user to access particular locations in web pages or other electronic documents by clicking on *hyperlinks* in documents. If you are viewing this document on your computer screen (as opposed to reading a printed copy), you will find certain words or phrases that are hyperlinks:

- Some hyperlinks are links to other documents, and are presented in a blue font. For example, note the blue hyperlink to the online Technical Manual shown below this box.

Other hyperlinks allow you to “jump” to specific parts of this document. Typically, these will be imbedded in sentences like “See the IFCAP Glossary in 0.” Although such internal cross-references may not be shown in blue, if you move your mouse over such phrases, a popup box will display the link, like this:



In either case, you may click (depending on your computer’s operating system or software version, you may have to hold down the **control** key while clicking) on the link to see the other document or move to the specified place in this document.



If your copy of this document has been downloaded to a local file:

- Please make certain your copy is current. Compare the revision history of your copy (see **Revision History** on page iii) with that of the original at

http://www.va.gov/vdl/Financial_Admin.asp?appID=42

Chapter 3. Implementation and Maintenance

3.1 Operating Specifics

This chapter addresses specific information to determine whether your facility can run IFCAP effectively, including sizing, equipment requirements, journaling, routines and external/internal relations with other VistA packages.

3.1.1 Block Sizing Information

The five main IFCAP files (File #410, Control Point Activity; File #440, Vendor; File #441, Item Master File; File #442, Procurement and Accounting Transactions; and File #445, Generic Inventory) represent the most active and fastest growing IFCAP files. As a result, it is estimated that IFCAP will require the following (note that block sizes are for both APX and MSM):

Table 3.1. Block Sizing

File Name	Global	Blocks per entry
Control Point Activity	^PRCS(410)	1
Vendor	^PRC(440)	1/3
Item Master	^PRC(441)	2/3
Procurement & Accounting Transactions*	^PRC(442)	3
Generic Inventory (per transaction)	^PRCP(445) ^PRCP(445.2)	1/2

*Contact your A&MM Service to find out the number of Purchase Orders processed during a Fiscal Year. Multiply this number by three. (A&MM is required to maintain all purchase orders on station for three years.) You can begin to estimate the size of your facility's files as follows:
 $P \times B = \text{Total Disk Blocks needed in global } ^\text{PRC}(442)$
...where P = Number of Purchase Orders and B = number of blocks.

Please note these are estimates of what is necessary for only a subset of the dynamic files of IFCAP.



Please be aware that Fiscal Service is required to have access to this information for 6 to 10 years to meet legal requirements.

3.1.2 Recommended Equipment

3.1.1.2 A&MM

- One work station *each* for:
 - Chief of Purchasing and Contracts
 - Each Personal Property Management employee
 - Each Purchasing Agent
 - Chief of Accounting
 - Application Coordinator
- One work station for every three employees in the Warehouse
- One dot matrix printer (dedicated to receiving 2237s)
- One dot matrix printer (for Imprest Funds)
- One dot matrix printer for Warehouse (for printing Receiving Reports)
- One 132-column dot matrix printer (for printing Federal Procurement Data System (FPDS) reports, etc.)

3.1.2.2 Fiscal

- One work station *each* for:
 - Budget Analyst
 - Each Accounting Technician
 - Each Accounts Receivable Clerk
 - Application Coordinator
- One dot matrix printer (dedicated to receiving Purchase orders)
- One 132-column dot matrix printer (for printing free form bills, pre-printed UB-82 forms and reports)
- One laser printer (Reports and Letters)
- One laser printer (for printing collection letters)

3.1.3.2 Control Points

- One work station per larger/heavy-volume service or those services that generate bills
- Multiple, centrally-located terminals for low-volume services
- No printers required unless desired

3.1.4.2 Default Printers

IFCAP allows for the specification of ten different default printers. You may link these default printers to any device number on your VistA system. You may be able to link the same device to different default printers (please consult your Application Coordinator as to what outputs may “share” printers and where to locate these printers within the A&MM and Fiscal Services).

The IFCAP default printers are identified by a set of codes that are contained in the .01 field of Subfile 411.02 in File 411, ADMIN. ACTIVITY SITE PARAMETER. These printers are defined by the IFCAP Application Coordinator to receive IFCAP documents as shown in Table 3.2.

Table 3.2. Default Printer Codes

Code	Printer
F	FISCAL (PO,1358)
FR	FISCAL (REC.REPORTS)
R	RECEIVING (A&MM)
S	SUPPLY (PPM)
S8	SUPPLY 2138
S9	SUPPLY 2139
UB	UB82
IFP	IMPREST FUNDS PO
IFR	IMPREST FUNDS RECEIVING REPORT
M	FOR MAIL MESSAGE

3.2 Journaling Globals

It is recommended that the globals shown in Table 3.3 be journaled.

Table 3.3. Globals Journaling Recommendation

Global	Description
PRC	Purchase Order and Debtor files
PRCF	Obligation information which is fed back to the Control Point Activities and A&MM Service
PRCH	
PRCP	Inventory files
PRCS	2237 Request file
PRCT	Barcode file

3.3 Translation Tables

Table 3.4 provides a list of globals that should be translated to allow access in a distributed operating system environment. All globals are accessed by all users and all IFCAP data is stored in ^PRC* (excluding ^PRCA and ^PRCN).

Table 3.4. Translation Tables

Global	Description
PRC	Purchase Order and Debtor files
PRCD	Fixed data (static files and dictionary type tables for IFCAP)
PRCF	Obligation information which is fed back to the Control Point Activities and A&MM Service
PRCP	Inventory files
PRCS	2237 Request file
PRCT	Barcode file

3.4 The Production/Training Flag

When adding a site to a test account, the site's PRODUCTION/TRAINING Flag (field #105) in the ADMIN ACTIVITY SITE PARAMETER FILE (#411) should be set to 'TRAINING' (without the quotes) using the *FileMan* edit utility.

Instructions regarding the population of other File #411 fields for this site are in the IFCAP Application Coordinator User's Guide and are addressed in paragraph 4.12.4, Site Parameters.



Note: Setting this flag does *not* remove the need to complete all other activities associated with setting up a test environment.

Chapter 4. Routine Descriptions

4.1 Overview

The IFCAP routines use the namespace PRC (excluding PRCA, PRCN, and PRCZ). For all IFCAP routines, the next letter(s) in the routine name also provides guidance for the module to which that routine belongs. Table 4.1 describes IFCAP internal namespaces.

Table 4.1. IFCAP Internal Namespaces

Namespace	Description	See...
PRC	(Utilities)	Table 4.2
PRCB	Budget	Table 4.3
PRCE	Fiscal general functions	Table 4.4
PRCF	Fiscal general functions	Table 4.5, Table 4.6, Table 4.7, Table 4.8
PRCG	Utilities for purging and archiving files	Table 4.9
PRCH	A&MM General Functions (including Purchase Card)	Table 4.10
PRCO	EDI	Table 4.19
PRCP	Inventory	Table 4.20
PRCR		Table 4.21
PRCS	Control Point Activity	Table 4.22
PRCT	Barcode Files	Table 4.23
PRCU	IFCAP Utility Routines	Table 4.24
PRCV	DynaMed-IFCAP Interface	Table 4.25
PRCX	Various “fix” routines	Table 4.26

4.2 List of Routines

The routines listed in the following tables are exported with IFCAP V. 5.1 (see 0 for the checksum values).

Table 4.2. List of Routines (PRC0 – PRC7)

Table 4.3. List of Routines (PRCB)

Table 4.4. List of Routines (PRCE)

Table 4.5. List of Routines (PRCF5 - PRCFA)

Table 4.6. List of Routines (PRCFC – PRCFE)

Table 4.7. List of Routines (PRCFF)

Table 4.8. List of Routines (PRCFG - PRCFY)

Table 4.9. List of Routines (PRCG)

Table 4.10. List of Routines (PRCH0 - PRCHA)

Table 4.11. List of Routines (PRCHC)

Table 4.12. List of Routines (PRCHD)

Table 4.13. List of Routines (PRCHE — PRCHF)

Table 4.14. List of Routines (PRCHG – PRCHO)

Table 4.14. List of Routines (PRCHG –

Table 4.15. List of Routines (PRCHP)

Table 4.16. List of Routines (PRCHQ)

Table 4.18. List of Routines (PRCHS)

Table 4.19. List of Routines (PRCO)

Table 4.20. List of Routines (PRCP)

Table 4.21. List of Routines (PRCR)

Table 4.22. List of Routines (PRCS)

Table 4.23. List of Routines (PRCT)

Table 4.24. List of Routines (PRCU)

Table 4.25. List of Routines (PRCV)

Table 4.26. List of Routines (PRCX)

Table 4.2. List of Routines (PRC0 – PRC7)

Routine	Description
PRC0A	General Questions Utility
PRC0B	Utility
PRC0B1	Utility
PRC0B2	Task/Device/MailMan Utility
PRC0C	Utility (2)
PRC0D	IFCAP Utility
PRC0E	FMS Document Inquiry Utility
PRC0F	IFCAP A/E/D File Utility
PRC0G	IFCAP Utility
PRC1358C	1358 Compliance Reports
PRC5A	Pre-Install Routine Defined In Package File
PRC5B5	Receiver Of AAF-Document From FMS V5
PRC7B	Receiver/Copy FND/PCL/PAC/CPF FMS Message For V5

Table 4.3. List of Routines (PRCB)

Routine	Description
PRCB0A	Help Execution Utility
PRCB0B	Utility Recalculate FCP Balance
PRCB0C	Utility For Fiscal User's Station, Substation, FY, Qtr, FCP, BBFY
PRCB1A	Control Point Enter/Edit

Routine	Description
PRCB1A1	PRCB1A Continued
PRCB1A2	FCP Activate/Deactivate
PRCB1B	Rollover Fund Control Point Balance
PRCB1B1	PRCB1B Continued
PRCB1C	FMS Documents Inquiry/Regenerate Rejected SA/ST/AT
PRCB1D	Reset FCP Yearly FMS Accounting Element And BBFY Act Code
PRCB1E	Quarterly Carry Forward
PRCB1E1	PRCB1E Continued
PRCB1E2	PRCB1E Continued
PRCB1F	IFCAP Monthly Accrual
PRCB1F1	PRCB1F Continue
PRCB1G	IFCAP Current Detail Accrual
PRCB1G1	PRCB1G Continue
PRCB2A	Routine To Print Receiving Report Pending Action
PRCB2B	Entered, Not Approved Requests Rpt
PRCB8A	Auto Generate FMS Documents
PRCB8A1	PRCB8A Continued
PRCB8A2	PRCB8A Continued
PRCB8B	Auto Generate FMS VT-Documents
PRCBAFCP	Adjust FCP
PRCBBUL	Bulletin For Fund Distribution
PRCBCC	Cost Center Edit
PRCBCPE	Control Point Edit
PRCBCPR	Control Point Report
PRCBCS	Create Code Sheets From Released TRX
PRCBE	Edit Routine For Budget Module Of Admin Activities Package
PRCBE0	285 Distribution
PRCBES1	ESIG Maintenance Routine
PRCBFCP	Control Point Edit
PRCBFCP1	Edit Control Point Cont.
PRCBMT	Multiple Transactions
PRCBMT1	Multiple Trans Continued
PRCBP	Print Options For PRCB
PRCBP1	Print Options For RD 2-285 Reports
PRCBR	Routine To Release Fund Distribution Transactions
PRCBR0	Continuation Of ^PRCFBR
PRCBR1	Routine To Release Transactions From Fund Distribution File

Routine	Description
PRCBR2	Enter Ceiling Transaction By Fiscal
PRCBRBR	Running Balance For Fiscal
PRCBRCP	Recalculate All Control Point Balances For Fiscal
PRCBSA	BOC Edit
PRCBSTF	Transfer Funds To Another FCP
PRCBSUT	Get Station Info
PRCBVE	Add/Edit Calm Vendor File
PRCBVE1	Vendor Add/Edit Cont
PRCD1A	Define/Print Defined Standard Dictionary
PRCD1B	Load Standard Dictionary
PRCD1C	Fund Enter/Edit
PRCD1D	Document Required Data Element
PRCD1E	Fund/Appropriation Enter/Edit
PRCD1F	Substation Enter/Edit
PRCD3A	Generate FUND FILE & REQUIRED TABLE For A New Fiscal Year

Table 4.4. List of Routines (PRCE)

Routine	Description
PRCE0A	IFCAP Fiscal Utility
PRCE58P	Control Point Activity 1358 Display Continued
PRCE58P0	Display 1358 Form Cont.
PRCE58P1	Control Point Activity 1358 Display Continued
PRCE58P2	Control Point Activity 1358 Printout
PRCE58P3	Control Point Activity 1358 Printout Continued
PRCEADJ	Control Point 1358 Adjustments
PRCEADJ1	Fiscal 1358 Adjustments
PRCEADJ2	PRCEADJ1 Continued
PRCEAU	Create/Edit Authorizations-Control Points
PRCEAU0	Create/Edit Authorization-Control Points Continued
PRCEAU1	Authorization Edits
PRCEBAL	Display Balances
PRCEBL	Bulletin For Remaining Obligation Balance Notification
PRCECAL	Recalculate Authorization Balances
PRCECALL	Recalculation For All Obligations
PRCEDRE	Enter/Edit Daily Record
PRCEDRE0	Enter/Edit Daily Record Cont
PRCEDRE1	Edit Daily Record

Routine	Description
PRCEFIS	Fiscal Utilities
PRCEFIS1	Return 1358 To Service
PRCEFIS4	Post Liquidation While In Code Sheet Module
PRCEFIS5	Display 1358 Transactions
PRCELIQ	Liquidate 1358
PRCEMOA	1358 APIs
PRCEN	Enter/Edit 1358
PRCEOB	1358 Obligation
PRCEOB1	Subroutines For PRCEOB
PRCEOPN	List Open 1358's
PRCESOE	1358 Obligation
PRCESOE1	1358 Obligation Utilities
PRCESOE2	Continuation Of 1358 Obligation
PRCESOM	Continuation Of 1358 Adjust Obligation PRCEADJ1

Table 4.5. List of Routines (PRCF5 - PRCFA)

Routine	Description
PRCF58A	Process 1358 Adjustment
PRCF58A1	1358 Adjustment Continued
PRCF826	826 Status Of Funds Rpt
PRCFA8	Process Receiving Reports
PRCFA921	Routine To Display 921.00 Obligation Transaction
PRCFA924	Routine To Display 924.00 Receiving Report Transaction
PRCFAC	Code Sheet Generator
PRCFAC0	Routine To Process Obligations
PRCFAC01	Continuation Of Obligation Processing
PRCFAC02	Continuation Of PRCFAC01
PRCFAC0J	Justification Display
PRCFAC1	Code Sheet Generator (Cont)
PRCFAC2	Process Receiving Reports
PRCFAC3	Accounting Module
PRCFAC31	Continuation Of Fiscal Vendor Edit
PRCFAC32	Bulletin To Supply For Fiscal Vendor Add/Edit
PRCFAC4	Print PO Obligation History
PRCFAC5	Reprint A Batch Or Transmission
PRCFACA	Routine To Process Amendments
PRCFACB	Background Batch Print Code Sheets

Routine	Description
PRCFACBT	Background Release Of Code Sheets
PRCFACD	Auto Purge Of Code Sheets
PRCFACG	Grab A Batch Number
PRCFACLD	Code Sheet Preload
PRCFACP	Batch Print Code Sheets
PRCFACP1	Batch Code Sheets
PRCFACP2	Continuation Of PRCFACP1
PRCFACPR	Purge Code Sheets System
PRCFACPS	Purge Code Sheet Continuation
PRCFACR	Release Code Sheets To Austin
PRCFACR0	Continuation Of PRCFACR
PRCFACR1	Print Transmission And Sent Messages To XM
PRCFACR2	Miscellaneous Routines For Manipulating Batch Contents
PRCFACR3	Keypunch A Code Sheet
PRCFACR4	Edit Code Sheet Code
PRCFACR5	Retransmit Code Sheets To Austin
PRCFACS1	Bulletin For Returned Purchase Order
PRCFACS2	Bulletin For Changed Delivery Date For PO
PRCFACS3	Bulletin For Returned Purchase Order Amendment
PRCFACX0	Code Sheet String Generator Continued
PRCFACX1	Code Sheet String Generator
PRCFACX2	Pass String To Code Sheet
PRCFACX5	Build Output Map
PRCFACXL	Log Code Sheet String Generator
PRCFACXM	Code Sheet String Generator
PRCFAES1	ESIG Maintenance Routine
PRCFAES2	ESIG Maintenance Routine
PRCFAIS	Pack Ism/EDI Transactions Into 32k Size Messages
PRCFALCK	Check Fiscal Lock File
PRCFALD	Routine To Create Current Year YALD Code
PRCFALOG	Log Code Sheets
PRCFARR	Build Receiving Report For Electronic Transmission To Austin
PRCFARR0	Build Receiving Report For Electronic Transmission To Austin
PRCFARR1	Continuation Of RR For Transmission
PRCFARR2	Continuation Of RR For Transmission
PRCFARR3	Continuation Of RR For Transmission
PRCFARRA	Release Receiving Reports In 442.9 To Austin

Routine	Description
PRCFARRD	Routine To Display FMS Receiving Report Transaction
PRCFARRQ	Queue Receiving Report For Transmission
PRCFARRT	Send Receiving Report To Austin
PRCFATM	Display Types/Counts Of Accounting Tech Documents
PRCFAUTL	Utility Routine For PRCA
PRCFAV	Routine To Process Adjustment Vouchers

Table 4.6. List of Routines (PRCFC – PRCFE)

Routine	Description
PRCFCST	Change PO Status
PRCFCV	Convert Data In File 411 To Free Text Pointer
PRCFD8	Build FMS PV Segments
PRCFD8H	FMS Pv2 Thru Pv5 Segments
PRCFD8L	FMS LIN,PVA,PVB,PVZ Segments
PRCFDA	Process Payment In Accounting
PRCFDA1	Process Payment To FMS
PRCFDA1X	Process Payment To Capps
PRCFDA2	Process Payment To FMS
PRCFDA3	Reprocess Invoices Which Errored In FMS/CAPPS
PRCFDA4	Process Invoice For Payment
PRCFDADD	Compress Address Into Printable Format
PRCFDBL	Bulletin Generator For CIs Due
PRCFDBL2	Bulletin Generator For Next Day Due Date
PRCFDCI	Check In Documents From Service
PRCFDCI1	Approve Checked In Invoice
PRCFDCIP	Various Print Routines For CI
PRCFDE	Enter/Edit Certified Invoice
PRCFDE1	Continuation Of PRCFDE
PRCFDE2	Enter/Edit Certified Invoice
PRCFDE3	Recharge An Invoice
PRCFDES1	ESIG Maintenance Routine
PRCFDES2	ESIG Maintenance Routine
PRCFDES3	ESIG Maintenance Routine
PRCFDIC	Look Up Invoices By PO Or Vendor
PRCFDLN	Create Next Document Locator Number
PRCFDO	IFCAP/OLCS Interface
PRCFDO1	IFCAP/OLCS Interface – Data Extract

Routine	Description
PRCFDPV	Payment Error Processing
PRCFDPV1	Payment Error Processing Continued
PRCFDPV2	Payment Error Processing Rebuild/Retransmit Continued
PRCFDPVI	Payment Error Processing Inquiry
PRCFDPVM	Payment Error Processing Messages
PRCFDPVT	Payment Error Processing Rebuild/Retransmit
PRCFDPVU	Payment Error Processing Continued
PRCFDRET	Return Invoice From Accounting To Voucher Audit
PRCFDS	Handle FMS Accounting Lines
PRCFDSC1	Print CI Registration Screen
PRCFDSOD	Invoice Tracking Clerk Separation of Duties
PRCFDSUS	Suspension Letter
PRCFDT	Provide 'Net' Percent Transforms
PRCFES1	ESIG Maintenance Routine

Table 4.7. List of Routines (PRCFF)

Routine	Description
PRCFFER	Obligation Error Processing
PRCFFER1	Obligation Error Processing Continued
PRCFFER2	Obligation Error Processing Rebuild/Retransmit Continued
PRCFFERI	Obligation Error Processing Inquiry
PRCFFERM	Obligation Error Processing Messages
PRCFFERT	Obligation Error Processing Rebuild/Retransmit
PRCFFERU	Obligation Error Processing Continued
PRCFFM1M	Routine To Process Amendment Obligations Continued
PRCFFM2M	Routine To Process Obligations
PRCFFM3M	Routine To Process Amendment Obligations; 5/9/94 3:07
PRCFFMO	Routine To Process Obligations
PRCFFMO1	Continuation Of Obligation Processing
PRCFFMO2	Continuation Of Obligation Processing
PRCFFMOM	Routine To Process Amendment Obligations
PRCFFU	Continuation Of Obligation Processing
PRCFFU1	Build FMS Segments
PRCFFU10	Obligation Processing Utilities
PRCFFU11	Adjust FCP Balances
PRCFFU12	Routine To Process Obligations Cont
PRCFFU13	Routine To Process Obligations Cont

Routine	Description
PRCFFU14	1358 Obligation Utility
PRCFFU15	1358 & PO Obligation Utility, Cont
PRCFFU16	PO Obligation Utility
PRCFFU17	1358 Obligation Utility
PRCFFU19	Obligation Processing Utilities
PRCFFU2	FMS MO2 Segment
PRCFFU21	FMS MO3 Segment
PRCFFU22	FMS MO4, MO5 Segments
PRCFFU2A	FMS RC2 & RC3 Segments
PRCFFU3	FMS LIN, MOA, MOB, MOZ Segments
PRCFFU3A	FMS LIN,RCA,RCB,RCC Segments (AR Transaction)
PRCFFU4	FMS Document Generation Cont
PRCFFU41	FMS Document Generator (Cont)
PRCFFU5	Obligation Processing Utilities
PRCFFU6	Obligation Processing Utilities
PRCFFU7	Obligation Processing Utilities, Continued
PRCFFU8	Obligation Processing Utilities, Continued
PRCFFU9	Obligation Processing Utilities, Continued
PRCFFUA	Routine To Process Obligations Cont
PRCFFUA1	Routine To Process Obligations
PRCFFUA2	Restore BOC Multiple & Clean Up Changes Multiple
PRCFFUA3	Routine To Process Obligations Cont
PRCFFUA4	Routine To Process Obligations
PRCFFUB	Obligation Error Processing Rebuild
PRCFFUC	Utility Routine For Hold Functionality
PRCFFUC1	Utility Routine For Hold Functionality
PRCFFUC2	Utility Routine For Hold Functionality
PRCFFUD	Utility For Carry Forward
PRCFFUD1	Utility For Carry Forward
PRCFFUZ	Exit Logic Utility

Table 4.8. List of Routines (PRCFG - PRCFY)

Routine	Description
PRCFGPF	Process General Post Funds 2237 Request In Fiscal
PRCFHLP	Help Prompts For Dir
PRCFINQ	Audit Reports
PRCFOOR1	Snapshot Of Cp Balances

Routine	Description
PRCFOOR2	Update FCP Balances
PRCFOOR3	Outstanding Obligation Reconciliation
PRCFOOR4	850 Utilities
PRCFOOR5	Calculate For 850 Reconciliation Report
PRCFPAR	Partial Number Utility
PRCFPR	Fiscal Reports
PRCFPR1	Print From Stacked Documents List
PRCFPR2	Purge Stacked Document Listing
PRCFPR3	Queued Print Of Stack Documents
PRCFPV21	FMS Pv4, Pv5 Segments
PRCFQ	Queue Printouts
PRCFQ1	Additional Utility Subroutines
PRCFRET	Return PO And Amendments To Supply
PRCFSCR	Automated Display Screen
PRCFSDR	IFCAP 1358 Segregation of Duties Report
PRCFSH	Site Parameters Continued
PRCFSITE	Returns PRC* Variables
PRCFU	Utility Routine Code Sheets
PRCFU1	Fiscal Utility Program
PRCFUO	850 Undelivered Orders
PRCFUOA	850 Undelivered Orders Reconciliation
PRCFUOM	850 Undelivered Orders Reconciliation
PRCFUOMS	850 Undelivered Orders For Mandated Source
PRCFWCAP	Enter Supply Fund Cap Into File 420
PRCFY	Place FY Info Into Appropriation Symbol
PRCFYN	Utility Yes/No Reader And Wait

Table 4.9. List of Routines (PRCG)

Routine	Description
PRCG237P	IFCAP 442 File Cleanup (Purge)
PRCG237Q	IFCAP 442 File Cleanup (Queue)
PRCG238P	IFCAP 410 File Cleanup (Purge)
PRCG238Q	IFCAP 410 File Cleanup (Queue)
PRCGA	Post Init - IFCAP Purge
PRCGARC	IFCAP Archive
PRCGARC1	IFCAP Archive Subroutines
PRCGARCF	Find Archivable Records

Routine	Description
PRCGARCG	IFCAP Archive Find Routine
PRCGARCH	Clear File 443.9
PRCGARP	IFCAP Purge Scheduler
PRCGARP1	IFCAP PurgeMaster Routine For File 442
PRCGPM	IFCAP PurgeMaster Process
PRCGPM1	IFCAP PurgeMaster Process PRCGPM Cont
PRCGPMK	IFCAP PurgeMaster Submanager (Killer)
PRCGPPC1	Archiving & Purging Entry Points
PRCGU	PurgeMaster Utility Program

Table 4.10. List of Routines (PRCH0 - PRCHA)

Routine	Description
PRCH0A	Utility For PRCH-Routine
PRCH1A	Purchase Card Reconciliation
PRCH1A1	PRCH1A Continued
PRCH1A2	PRCH1A Continued
PRCH1A3	PRCH1A Continued
PRCH1B	Purchase Card Approve Reconciliation
PRCH1B1	PRCH1B Continued
PRCH1C	FMS Documents Inquiry/Regenerate Rejected ET
PRCH1D	Remove Purchase Card Reconciliation
PRCH1E	IFCAP Retrieve Unregistered Purchase Card Charges
PRCH2A	Daily Purchase Card Charges Statement
PRCH3A	IFCAP Inactivate Expired Purchase Cards
PRCH410	Create 2237 From Purchase Card Order
PRCH442	Create Purchase Card Order From RIL
PRCH442A	Create Purchase Card Order From RIL
PRCH58	1358 Functions Utility
PRCH58LQ	1358 Liquidations
PRCH58OB	Obligate, Adjust 1358
PRCH7A	Receiver Documents - ORA From Oracle
PRCH7B	Purchase Card Prosthetics Order Interface -
PRCH7C	Purchase Card Prosthetics Amend/Reconcile Interface
PRCH7D	Purchase Card Home Oxygen Order (Billing) Interface
PRCH8A	Auto Generate FMS ET-Documents
PRCHAAC	Create HL7 IFCAP message for Austin Automation Center
PRCHAAC1	PRCAAC continued

Routine	Description
PRCHAAC2	PRCAAC continued
PRCHAAC3	PRCAAC continued
PRCHAAC4	PRCAAC continued
PRCHAM	Amendments To PO
PRCHAM1	Cont. Of Amendments
PRCHAM2	Cont. Of Amendments
PRCHAM3	Cont. Of Amendments
PRCHAM44	Adjustment Voucher (Continued)
PRCHAM5	Cont. Of Amendments
PRCHAM8	Amendments To PO Asker & Signer
PRCHAMBL	Bulletin For Returned Purchase Order Amendment
PRCHAMDF	Ensure Amendment Has Been Changed
PRCHAMU	Modules Helpful In Amendments
PRCHAMU1	Reprint Amendment
PRCHAMXA	'Changes' Routines For 443.6
PRCHAMXB	'Changes' Routines #2 For 443.6
PRCHAMXC	'Changes' Routines #3 For 443.6
PRCHAMXD	'Changes' Routine #4 For 443.6
PRCHAMXE	'Changes' Routine #5 For 443.6
PRCHAMXF	'Changes' Routine #6 For 443.6
PRCHAMXG	'Changes' Routine #7 For 443.6
PRCHAMXH	'Changes' Routines For 443.6
PRCHAMY1	Print Amendment
PRCHAMY2	Print Amendment, Routine #2
PRCHAMY3	Print Amendment, Routine #3
PRCHAMY4	Print Amendment, Routine #4
PRCHAMY5	Print Amendment, Routine #5
PRCHAMYA	Moving Amendment Info From 443.6 To 442
PRCHAMYB	Moving Amendment Info From 443.6 To 442
PRCHAMYC	Updating The Line Item Discounts On The Amended 442 Record
PRCHAMYD	Bulletins And Updating File 441

Table 4.11. List of Routines (PRCHC)

Routine	Description
PRCHCARD	Purchase Card Reconciliation Report
PRCHCD0	TaskMan Job To Zero Out 'Monthly Purchase Limit' Each Month
PRCHCHK	IFCAP File Compare Utility

Routine	Description
PRCHCHK3	IFCAP File 442.3 Data
PRCHCLN	Routine To Correct Food Groups In Item Master File
PRCHCNV	Covert Purchase Card Orders To Delivery Orders And Vice Versa
PRCHCON1	Convert Temp 2237 To PC Order
PRCHCON2	Convert Temporary 2237 To PC Order
PRCHCON3	Create Purchase Card From Temp Req
PRCHCORE	Correct ESIG #5
PRCHCRD	Link Repetitive Item Data To PO Item Data
PRCHCRD1	Edit of PR Cards
PRCHCRD2	Link Item File Data Into Amendment File
PRCHCRD3	Link Repetitive Item Data To PO Item Data-After Amendment
PRCHCS	Edit Log Code Sheets
PRCHCS0	Log Code Sheet Edit—Called From PRCHCS
PRCHCS1	Log Code Sheet String General
PRCHCS2	Build Log Code Sheet Data
PRCHCS3	Edit Log Code Sheets
PRCHCS4	Log Code Sheet Edit—Called From PRCHCS
PRCHCS5	Log Code Sheet String Generator
PRCHCS6	Build Log Code Sheet Data
PRCHCS7	Build Log Code Sheet Data
PRCHCS8	Edit Depot Receiving Log Code Sheets
PRCHCS9	Build Isms Code Sheet Data

Table 4.12. List of Routines (PRCHD)

Routine	Description
PRCHDAM	Display An Amendment
PRCHDAM0	Display An Amendment Continued
PRCHDAM1	Print Amendment
PRCHDAM2	Print Amendment, Routine #2
PRCHDAM3	Print Amendment, Routine #3
PRCHDAM4	Print Amendment, Routine #4
PRCHDAM5	Print Amendment, Routine #5
PRCHDAM6	Print Amendment, Routine 65
PRCHDAR	Delinquent Approvals Report
PRCHDEL	Checking Older Amendments
PRCHDEP2	Edit Depot Log Code Sheets
PRCHDEP3	Depot Edit For Supply System--Log Code Sheets

Routine	Description
PRCHDEP4	Supplemental Routines Called From Prchdep3
PRCHDIS	X-Ref Of Discount Field In File 442
PRCHDIS1	X-Ref Of Discount Field In File 443.6
PRCHDIS2	Enter New Purchase Order/Requisition
PRCHDP1	Display A P.O
PRCHDP2	Display PO
PRCHDP3	Display Partial Receiving Of PO
PRCHDP4	Display PO(Cont.)
PRCHDP5	Print Amendment
PRCHDP6	Print Amendment, Routine #2
PRCHDP7	Print Amendment, Routine #3
PRCHDP8	Print Amendment, Routine #4
PRCHDP9	Print Amendment, Routine #5
PRCHDR	Display Request
PRCHDRG	Updating Of Drug Type Code Field In File
PRCHDSP	Display Amendment
PRCHDSP1	Display Amendment
PRCHDSP2	Display Amendment
PRCHDSP3	Display Amendment
PRCHDSP4	Print Amendment
PRCHDSP5	Print Amendment, Routine #2
PRCHDSP6	Print Amendment, Routine #3
PRCHDSP7	Print Amendment, Routine #4
PRCHDSP8	Print Amendment, Routine #5

Table 4.13. List of Routines (PRCHE — PRCHF)

Routine	Description
PRCHE	Edit Routines For Supply System
PRCHE1	IFCAP Edit Vendor File
PRCHE1A	IFCAP Edit Vendor File
PRCHE2	Remove 2237 From PO/Put In File 443
PRCHEA	Edit Routines For Supply System
PRCHEA1	More Edit Routines For Supply System
PRCHEB	Edit Routines For Supply System
PRCHEC	Edit For Supply System—Log Code Sheets
PRCHEC1	Supplemental Routines Called From PRCHEC
PRCHEC2	Supplemental Routines Called From PRCHES

Routine	Description
PRCHED	Edit Routines For Supply System—Log Code Sheets
PRCHED10	IFCAP Segment DI —(Partial's)
PRCHEF	Edit Routines For Supply System
PRCHEI	Edit Routines For Isms Code Sheets
PRCHES0	ESIG Maintenance Routine
PRCHES1	ESIG Maintenance Routine
PRCHES10	ESIG Maintenance Routine
PRCHES11	ESIG Maintenance Routine
PRCHES12	ESIG Maintenance Routine
PRCHES14	ESIG Maintenance
PRCHES2	ESIG Maintenance
PRCHES3	ESIG Maintenance Routine
PRCHES4	ESIG Maintenance Routine
PRCHES5	ESIG Maintenance Routine
PRCHES6	ESIG Maintenance Routine
PRCHES7	ESIG Maintenance
PRCHES8	ESIG Maintenance
PRCHES9	ESIG Maintenance Routine
PRCHESE	Estimated Shipping Edit
PRCHF CY	Entry Action For Final Charge Yes Report
PRCHFGRP	Updating Of Food Group Field In File 441
PRCHF PD	New FPDS Report <25k
PRCHF PD1	FPDS Report From Template W/0 FPDS Data
PRCHF PD2	Prompt Whether FPDS Data Is To Be Entered
PRCHF PD3	FPDS Input Transform From File 420.6
PRCHF PDE	Edit FPDS Data On PO After Signed By P.A.
PRCHF PDS	FPDS Screens For FY89
PRCHF PDT	FPDS screens for FY89
PRCHF PNT	Print Free Form 2138
PRCHF PT0	Continuation—Print Free Form 2138
PRCHF PT1	Continuation Of Print
PRCHF PT2	Continuation Of Print
PRCHF PT3	Continuation Of Print
PRCHF PT4	Continuation Of Print

Table 4.14. List of Routines (PRCHG – PRCHO)

Routine	Description
PRCHG	Process 2237
PRCHG1	Process All Issue Book Orders Pending PPM Accountable Officers Proc/Sig—Called From PRCHG
PRCHHI	IFCAP EDI Entry Routine
PRCHHI0	IFCAP Control String Segment
PRCHHI1	IFCAP Segment HE
PRCHHI10	IFCAP Segment DL — ('Rc1' Partial's)
PRCHHI2	IFCAP Segment BI
PRCHHI3	IFCAP Segment CU
PRCHHI4	IFCAP Segment ST
PRCHHI5	IFCAP Segment AC
PRCHHI6	IFCAP Segment IT
PRCHHI7	IFCAP Segment DL —(It)
PRCHHI8	IFCAP Segment DH
PRCHHI9	IFCAP Segments DE (Co)
PRCHHS	Hashing Routine
PRCHID	Vendor Identifier Data
PRCHINQ	Add/Edit Surrogate Users And Inquire Card Info
PRCHJMSG	This routine builds a MailMan message upon receipt of 2237 Returns or Cancel and sends it to any combination of Accountable Officer, Control Point Official or requestor.
PRCHJR01	This new routine does most of the processing of the incoming OMN^O07 message for 2237 Return/Cancel and filing the requested changes to the IFCAP database.
PRCHJR02	This routine is responsible for receiving and processing application acknowledgment (ORN^O08) messages returned from eCMS. The application acknowledgment is being returned in response to a (OMN^O07) message that was sent from IFCAP to eCMS containing a 2237 transaction.
PRCHJR03	This new routine is invoked by routine PRCHJR01 and contains additional logic for processing the incoming 2237 Return/Cancel message.
PRCHJRP1	This routine starts the building of a report of the Transactions between IFCAP and eCMS that relate to 2237 Returns and Cancels. It is linked to ^PRCHJRP2
PRCHJRP2	This routine is a continuation of ^PRCHJRP1. It builds the ^XTMP global from which the report is produced and contains the HELP messages.
PRCHJS01	This routine is the main driver to retrieve 2237 data elements, pre-validate 2237 data elements, and send a 2237 (OMN^O07) from IFCAP to eCMS via HL7 messaging.
PRCHJS02	The routine is responsible for retrieving 2237 data elements from a record in the CONTROL POINT ACTIVITY (#410) file.
PRCHJS03	This routine responsible for retrieving 2237 data elements from records in the VENDOR (#440) file, REQUEST WORKSHEET (#443) file, and GENERIC INVENTORY (#445) file.
PRCHJS04	This routine is responsible for building a single HL7 (OMN^O07) message containing

Routine	Description
PRCHJS05	a 2237 transaction and queues it for transmission to eCMS using HLO APIs. The routine contains functions that are responsible for building the HL7 segments for the 2237 Send (OMN^O07) message.
PRCHJS06	The routine contains functions that are responsible for building the HL7 segments for the 2237 Send (OMN^O07) message.
PRCHJS07	This routine contains the entry action and run routine for the [PRCHJ RETRANS 2237] option. The option allows an IFCAP user having the Accountable Officer role to retransmit a 2237 to the Electronic Contracting Management System (eCMS) via HL7 messaging.
PRCHJTA	This routine contains three internal to IFCAP utility APIs. LOG^PRCHJTA stores data from transaction event activities into the IFCAP/ECMS TRANSACTION (#414.06) file. DATA^PRCHJTA retrieves a single record of data from the IFCAP/ECMS TRANSACTION FILE (#414.06) for reporting purposes. CONTACT^PRCHJTA contains code that transforms data for the "ACONTACT" cross-reference on the ECMS EMAIL data field of the EVENT multiple (#414.061,6).
PRCHJUTL	This routine contains utility functions for the eCMS/IFCAP HL7 interface. These include extrinsic function \$ECMS2237^PRCHJUTL(DA) which returns '1' if the 2237 contains an eCMS ActionUID value. It also contains extrinsic functions \$\$UPD443^PRCHJUTL() and \$\$UPD410^PRCHJUTL() which roll back the 2237 from 'Send to eCMS (P&C)' to 'Pending Accountable Officer Sig.', if eCMS sends an Application Reject (AR) in response to the OMN^O07 message for Send 2237.
PRCHLCS	Log Code Sheet Utility Routines
PRCHLO	CLRS PO Activity Extract Routine
PRCHLO1	CLRS PO Master Table Builder
PRCHLO1A	CLRS PO Activity Multiple Table Builder 1
PRCHLO2	CLRS PO Item Table Builder
PRCHLO2A	CLRS PO Activity Table Builder
PRCHLO3	CLRS Output File Builder 1
PRCHLO4	CLRS VMS Output File Builder ¹
PRCHLO4A	CLRS Windows Output File Builder ¹
PRCHLO5	CLRS Procurement Option Routine
PRCHLO6	CLRS Extract Files 410, 424, & 424.1
PRCHLO7	CLRS Extract Invoice Tracking File 421.5
PRCHMA0	Amendments To Purchase Orders And Requisitions
PRCHMA1	Amendments To Purchase Orders And Requisitions
PRCHMA2	Amendments To Purchase Orders And Requisitions
PRCHMA3	Amends To PO And Req
PRCHMESE	Transmit OPE Transactions To Mailman
PRCHMESH	Transmit OHC, OHG & OHS Trans To Mailman

¹ PRCHLO4 handles extraction/FTP logic for most sites (FTP specific to VMS), whereas PRCHLO4A specifically handles FTP logic for Windows sites.

Routine	Description
PRCHMESP	Transmit PKE & PFA Transactions To Mailman
PRCHMHL1	Transmit HLS Trans To Mailman (Continued)
PRCHMHL2	Transmit HLS Trans To Mailman (Continued)
PRCHMHLS	Transmit HLS Trans To Mailman
PRCHMOL1	Transmit OLS Trans To Mailman (Continued)
PRCHMOLS	Transmit OLS Trans To Mailman
PRCHMOP	Order Number Ack (ONA) Transmitter
PRCHMSE	IFCAP Server Routine
PRCHMSHA	Transmit SHA Trans To Mailman
PRCHMSPD	Transmit DOI Trans To Mailman
PRCHNPO	Enter New Purchase Order/Requisition
PRCHNPO1	Continuation Of New PO
PRCHNPO2	Continuation Of New PO
PRCHNPO3	Continuation Of New PO
PRCHNPO4	Continuation Of New PO—Complete Processing In Supply
PRCHNPO5	Input Transform For File 440,441,442
PRCHNPO6	Miscellaneous Routines From PO Add/Edit 442
PRCHNPO7	Miscellaneous Routines From PO Add/Edit 442
PRCHNPO8	Miscellaneous Routines From PO Add/Edit 443.6
PRCHNPO9	Split PRCHNPO Routine, Enter New PO/Req
PRCHNPOA	Change Trans. Number For PCO Initiated 2237
PRCHNPT	Input Transform
PRCHNRQ	Enter/Edit Requisitions
PRCHOV	Overage Report

Table 4.15. List of Routines (PRCHP)

Routine	Description
PRCHP18	Print Request For Quotations—Standard Form 18
PRCHP181	Print For Sf18 Request For Quotations
PRCHP182	Print Routines For Form 18 Request For Quotations
PRCHP183	Print Bottom And Delivery Schedule (If Any) Of Sf-18
PRCHPAM	Print Amendment
PRCHPAM1	Print Amendment
PRCHPAM2	Print Amendment
PRCHPAM3	Print Amendment, Routine #2
PRCHPAM4	Print Amendment, Routine #3
PRCHPAM5	Print Amendment, Routine #4

Routine	Description
PRCHPAM6	Print Amendment, Routine #5
PRCHPAM7	Print Amendment, Routine #6
PRCHPAM8	Print Amendment
PRCHPAM9	Print Amendment
PRCHPAT	Create Entry In File 442
PRCHPCAR	Front End Questions For Purchase Card Processes
PRCHPNT	Print Pre-Printed 2138
PRCHPNT1	Cont. Of Print
PRCHPNT2	Cont. Of Print
PRCHPOFX	Routine To Fix Dan's PO Conversion
PRCHPOO	Generate Proof Of Order For Guaranteed Delivery POS
PRCHPRC1	File 442 Conversion Routine, Continued
PRCHPRCV	File 442 Conversion Routine

Table 4.16. List of Routines (PRCHQ)

Routine	Description
PRCHQ1	RFQ
PRCHQ10	RFQ Close
PRCHQ11	RFQ Quote Vendor Inquiry
PRCHQ12	RFQ Quote View
PRCHQ12A	RFQ Quote View
PRCHQ13	RFQ Award
PRCHQ13A	RFQ Award
PRCHQ14	RFQ Reopen RFQ
PRCHQ15	Create Initial #442 Entry From 2237
PRCHQ1B	Request For Quotation
PRCHQ1C	RFQ Input Transforms Etc (Continued)
PRCHQ2	RFQ Enter/Edit
PRCHQ2A	RFQ Enter/Edit
PRCHQ2B	RFQ Enter/Edit Cont
PRCHQ3	RFQ Quote E/E
PRCHQ4	RFQ Set Up Transmission Records
PRCHQ410	Create 2237 For RFQ
PRCHQ41B	Create 2237 For RFQ
PRCHQ4A	RFQ Set Up Transmission Records
PRCHQ5	RFQ 864 Text Message Create
PRCHQ6	RFQ Server Unpacking Vendor Quote

Routine	Description
PRCHQ6A	RFQ Server Unpacking Vendor Quote
PRCHQ6B	RFQ Server Unpacking Vendor Quote
PRCHQ7	RFQ Server Unpacking Vendor Text Message
PRCHQ8	RFQ Retransmit
PRCHQ9	RFQ Cancel
PRCHQM1	Manual Print RFQ Processing
PRCHQM2	Manual Print Of RFQ
PRCHQM3	Manual Print Of RFQ
PRCHQM4	Manual Print RFQ Representation
PRCHQQ	Returns An ESIG Error Message
PRCHQRP3	Display Line Item Quote Report
PRCHQRP4	Display Abs/Aggregate Quote
PRCHQRP5	2237 Tracking Report
PRCHQRP6	Unawarded RFQs By Status
PRCHQUE	Queue Printouts

Table 4.17. List of Routines (PRCHR)

Routine	Description
PRCHRAT9	Public Law 100-322 Report
PRCHRATA	Public Law 100-322 Report—Continued
PRCHRCS	Print Reports Showing PPM What Log Code Sheets Need To Be Generated
PRCHRCS7	Print Reports Showing What Depot Log Code Sheets Need To Be Generated
PRCHRCV	IFCAP Bar Display Routine
PRCHREC	Process Receiving
PRCHREC1	Continuation of Receiving
PRCHREC2	Continuation of Receiving
PRCHREC4	Continuation—Process Receiving
PRCHREC7	Code Sheet Generator — Depot Transactions
PRCHRET	Pull Amendments Back To Supply
PRCHRP1	Purchase Card Trans. Status
PRCHRP10	History of Purchase Card Transactions
PRCHRP2	Unpaid PC Transaction By FCP
PRCHRP3	Summary of Unpaid Purchase Cards
PRCHRP4	PC Orders Ready For Approval
PRCHRP5	Reconciled Purchase Card Orders
PRCHRP6	Fiscal Daily Review
PRCHRP7	Delinquent PC Listing

Routine	Description
PRCHRP8	Pc Statistics Report
PRCHRP9	Disputed Purchase Card Orders
PRCHRPL	Local Procurement Public Law 100-322 Report
PRCHRPL1	Public Law 100-322 Local Proc—Continued
PRCHRPT	Print Options
PRCHRPT1	Print Options
PRCHRPT2	Print 1988 FPDS Reports
PRCHRPT3	Supplement To PRCHRPT2—Actual Print Of FPDS Reports
PRCHRPT4	Supp To PRCHRPT2—Build Temp Report File for FPDS Reports
PRCHRPT5	Generate Log of Requests and POs Printed.
PRCHRPT6	Supplement To Prchrpt5—Build Print Log of Requests/POs and Reprint
PRCHRPT7	Continuation of Print SF18 Form (Quotation)
PRCHRPT8	Continuation of Generate Log of RR/Request/PO's Printed.
PRCHRPT9	Public Law 100-322 Report
PRCHRPTA	Public Law 100-322 Report—Continued
PRCHRPTX	PRCH Item History By Date Range

Table 4.18. List of Routines (PRCHS)

Routine	Description
PRCHS	Places BOCs & Amounts Into PO File
PRCHSF	Places BOCs & Amounts Into PO File
PRCHSF1	Updates Or Places BOCs & Amounts Into PO File After Amendment
PRCHSF2	Updates Or Places BOCs & Amounts Into PO File After Amendment
PRCHSF3	Updating The Line Item Discounts On The 'Amended' 443.6 Record
PRCHSP	Split 2237
PRCHSP1	Transfer 2237 to PO
PRCHSTAT	Utility Program for Updating Supply Status on 442
PRCHSWCH	Check Switches
PRCHUPT	Unposted Dietetic Cost Report
PRCHURP	Unapproved Reconciliation
PRCHUSER	Add/Edit Purchase Card User
PRCHUTL	Utility Routines for Supply System
PRCHUTL1	Utility Routines for Supply System

Table 4.19. List of Routines (PRCO)

Routine	Description
----------------	--------------------

Routine	Description
PRCO441	Update Unit of Issue in 441 From 445
PRCOACT	“ACT” & “PRJ” Transactions from Austin
PRCOACT0	“ACT” & “PRJ” Transactions Continued
PRCOCRYP	Encode/Decode Field In PHA
PRCODCT	Document Confirmation Transaction Server
PRCODCT1	Server Interface to IFCAP from FMS
PRCOE1	IFCAP Segments ISM, BI, VE, ST
PRCOE2	IFCAP Segments IT, DE
PRCOE3	IFCAP Segments HE, MI, CO
PRCOE4	IFCAP Segments AC
PRCOEC1	IFCAP Segments BI, VE, ST, AC
PRCOEC2	IFCAP Segments IT, DE
PRCOEC3	IFCAP Segments HE, MI
PRCOEDC	IFCAP EDI Entry Routine
PRCOEDI	IFCAP EDI Entry Routine
PRCOEDI1	IFCAP X-Ref Routine For File 443.75
PRCOEDI2	IFCAP X-Ref Routine for File 443.75 Continued
PRCOEDIS	IFCAP X-Ref Routine for File 443.75
PRCOER	EDI Reports Using List Manager
PRCOER1	EDI Reports Using List Manager
PRCOER2	EDI Reports Using List Manager Cont
PRCOER3	EDI Reconciliation Report
PRCOER4	EDI Exceptions Report
PRCOESE	IFCAP EDI POA Server Interface
PRCOESE1	IFCAP EDI POA Server Interface, Cont.
PRCOINV	Inv Server Interface to IFCAP
PRCOINV1	Inv Server Interface to IFCAP
PRCOPHA	IFCAP PHA Retransmit Routine
PRCOPHA1	IFCAP EDI PHA Re-Transmit Routine
PRCORV	IFCAP VRQ Review Routine
PRCORV1	IFCAP VRQ Review Routine, Continued
PRCOSRV	Server Interface to IFCAP from ISMS
PRCOSRV1	Server Interface to IFCAP from ISMS
PRCOSRV2	Server Interface to IFCAP from FMS
PRCOSRV3	Server Interface To IFCAP From FMS
PRCOSRV9	Special Transaction Interface
PRCOSS1	SSO Server Interface to IFCAP

Routine	Description
PRCOSS2	SSO Server Interface to IFCAP
PRCOSS3	SSO Server Interface to IFCAP
PRCOSS5	SSO Server Interface to IFCAP
PRCOSS6	SSO Server Interface to IFCAP
PRCOSSO	SSO Server Interface to IFCAP
PRCOTEST	Local Routine to Start or Stop Server
PRCOVL	IFCAP AR Vendor Edit Routine
PRCOVL1	IFCAP AR Vendor Edit Routine Continued
PRCOVRQ	IFCAP VRQ Entry Routine
PRCOVRQ 1	IFCAP VRQ Change Routine
PRCOVTST	IFCAP VRQ To-Do Routine
PRCOVUP	Vendor Update Server Routine
PRCOVUP1	Vendor Conversion Update Server Routine
PRCOVUP2	Generate Mail Message At End Of Conversion
PRCOVUP4	Vendor Update Server Bulletin

Table 4.20. List of Routines (PRCP)

Routine	Description
PRCPAGP0	Autogenerate Primary Or Warehouse Order
PRCPAGP1	Autogenerate Primary Or Warehouse Order
PRCPAGP2	Autogenerate Primary Or Warehouse Order (Build, Reports)
PRCPAGPR	Autogenerate Primary Or Warehouse Order (Rep Item List
PRCPAGPV	Autogenerate Primary Or Warehouse Order (Select Vendor)
PRCPAGRE	Autogenerate Print Error Report
PRCPAGRQ	Autogenerate Print Items With Groups Not Selected
PRCPAGRI	Autogenerate Print Items Not On Order
PRCPAGRO	Autogenerate Print Suggested Distribution Order
PRCPAGRV	Autogenerate Print Items With Vendors Not Selected
PRCPAGS0	Autogenerate Secondary Order
PRCPAGS1	Autogenerate Secondary Order
PRCPAGS2	Autogenerate Secondary Order (Build, Reports)
PRCPAGSS	Autogenerate Scheduled Secondary Order Builder
PRCPAGU1	Autogenerate Utilities
PRCPAGU2	Autogenerate Find Quantity
PRCPAODI	Enter/edit On-Demand users for Primary/Secondary inventory points
PRCPAQOH	Let Staff Replace Inventory Quantities
PRCPAUTH	Receive Purchase Order (List Manager)

Routine	Description
PRCPAWA0	Adjust Warehouse Inventory Point
PRCPAWAP	Adjustment Approval
PRCPAWC0	Adjustment Code Sheets Create And Trans
PRCPAWI0	Adjust Inventory Level – Issue Adjustment
PRCPAWI1	Adjust Inventory Level – Issue Adjustment Cont
PRCPAWN0	Adjust Inventory Level To or From Non-Issuable
PRCPAWO0	Adjust Inventory Level – Other Adjustment
PRCPAWR0	Print Register Approval Form
PRCPAWR1	Print Register Approval Form (End Of Report)
PRCPAWS0	Adjust Inventory Level – Supply Only Adjustment
PRCPAWU0	Adjustment Utilities
PRCPBAL1	Process Barcode Data
PRCPBAL2	Autogenerate Orders For Secondaries Uploaded
PRCPBAL3	Release, Print The Pick Ticket For Barcode Orders
PRCPBALB	Process Barcode Data (Build Array)
PRCPBALM	Process Barcode Data
PRCPCASC	Assemble Case Cart
PRCPCASK	Assemble Instrument Kit
PRCPCASR	Assemble CC Or IK (Print List Of Items)
PRCPCDIC	Disassemble Case Cart
PRCPCDIK	Disassemble Instrument Kit
PRCPCDIR	Disassemble CC Or IK (Print Items)
PRCPCED0	Enter Edit Case Cart Or Instrument Kit
PRCPCRDC	Case Cart Definition
PRCPCRDK	Instrument Kit Definition
PRCPCRLO	Specific Item Or IK Locator Report
PRCPCROC	Operation Code Case Cart Link Report
PRCPCRPL	CC And IK Preparation List
PRCPCRUI	CC & IK Report Utilities: Select
PRCPCSO1	Surgery Order Supplies
PRCPCSOR	Surgery Order Supplies
PRCPCSOU	Surgery Order Supplies Utilities
PRCPCSP	Convert Secondary To Primary
PRCPCSP1	Convert Secondary To Primary
PRCPCSPX	Undo Secondary To Primary Conversion
PRCPCUDI	FileMan Input Transforms For Case Carts
PRCPCUT1	Case Cart & Instrument Kit Utilities

Routine	Description
PRCPDAP1	Drug Accountability/Prime Vendor (Process Data)
PRCPDAP2	Drug Accountability/Prime Vendor (Check Items)
PRCPDAP3	Drug Accountability/Prime Vendor (Print Items)
PRCPDAPB	Drug Accountability/Prime Vendor (Build RILs)
PRCPDAPE	Drug Accountability/Prime Vendor (Errors)
PRCPDAPI	Drug Accountability/Prime Vendor (Check Item)
PRCPDAPV	Drug Accountability/Prime Vendor
PRCPE441	Enter Edit Master Item File
PRCPECPP	Copy Items From Primary To Secondary
PRCPECPS	Copy Items From Secondary To Secondary
PRCPEGRP	Group Categories
PRCPEILO	Edit Inventory Items (Build Arrays)
PRCPEIL1	Edit Inventory Item (List Manager) Calls
PRCPEILM	Edit Inventory Items (List Manager)
PRCPEIPS	Procurement Sources Edit
PRCPEIPU	Procurement Source Update Utilities
PRCPEIQT	Edit Quantities, Dueins, Costs
PRCPEITD	Enter, Edit Items For Distribution Point
PRCPEITE	Enter/Edit Inventory Items
PRCPEITF	Enter/Edit Inventory Items
PRCPEITG	Enter/Edit On-Demand flag for Primary/Secondary inventory items
PRCPEIUI	Units Per Issue
PRCPENE1	Enter/Edit Inv Parameters (List Manager)
PRCPENE2	Enter/Edit Inv Parameters (List Manager)
PRCPENEU	Add And Delete Users From Inventory Points
PRCPENL1	Edit Inventory Parameters (List Manager)
PRCPENLM	Edit Inventory Parameters (List Manager)
PRCPENU1	Utility For Distribution Point Edit
PRCPESTO	Storage Locations
PRCPHL1	Update GIP files from data in 447.1 transaction
PRCPHL70	Process Queued Incoming Orders
PRCPHLFM	Build HL7 messages for item maintenance
PRCPHLM0	Notify Users Of HL7 Transaction Problems
PRCPHLP	Process HL7 TXN On Refills and Order Posting
PRCPHLPO	Refill and Post Order From 447.1 Entry
PRCPHLQ	Process HL7 QOH Transactions From Supply Station
PRCPHLQU	Build/receive HL7 messages for QOH queries

Routine	Description
PRCPHLSO	Build HL7 messages for distribution order
PRCPHLU	Process HL7 TXN on Item Utilization at the Supply Station
PRCPHLUT	Process activity information from file 447.1
PRCPRDIS	supply station quantity discrepancy report
PRCPRISS	inventory sales (secondary)
PRCPSSQA	Enter/edit privileged secondary IP users
PRCPSSQT	Request GIP QOH be overwritten by supply station values
PRCPLO	CLRS Days of Stock on Hand Report Extractor
PRCPLO1	CLRS GIP Reporting Utility
PRCPLO2	CLRS Stock Status Report Extractor
PRCPLO2A	CLRS Stock Status Report Format and Output Utility
PRCPLO3	CLRS GIP Report Tasker
PRCPLO4	CLRS System Parameter Edit
PRCPOPD	Delete Distribution Order
PRCPOPEC	Distribution Order Error Report For CC, IK Items
PRCPOPEE	Edit Distribution Order Items
PRCPOPER	Distribution Order Error Report
PRCPOPL	Distribution Order Processing List Manager
PRCPOPP	Post Distribution Order
PRCPOPP1	Case Cart/Instrument Kit Post Utilities
PRCPOPP2	Case Cart/Instrument Kit Post Items
PRCPOPP3	Case Cart/Instrument Kit Post (Cont)
PRCPOPPC	Post Items In A Case Cart Or Instrument Kit
PRCPOPPP	Move Item From Primary To Secondary To Patient
PRCPOPR	Release Distribution Order
PRCPOPT	Picking Ticket For Distribution Order
PRCPOPT1	Picking Ticket For Distribution Order
PRCPOPU	Distribution Order Utilities
PRCPOPUS	Utility: Distribution Order Selection
PRCPPOL0	Receive Purchase Order (List Manager)
PRCPPOL1	Receive Purchase Order (List Manager)
PRCPPOLB	Receive Purchase Order (Build Array)
PRCPPOLM	Receive Purchase Order (List Manager)
PRCPPOU1	Receive Purchase Order (Utilities)
PRCPRADJ	Adjustment Voucher Recap (Option, Warehouse)
PRCPRADP	Adjustment Voucher Recap (Primary, Secondary)
PRCPRAIP	Abbreviated Item Report (Primary, Second)

Routine	Description
PRCPRAIR	Abbreviated Item Report (Option, Warehouse)
PRCPRAL1	Automatic Level Setter (Print Report)
PRCPRALS	Automatic Level Setter
PRCPRAVL	Availability List Report (Option, Warehouse)
PRCPRAVP	Availability List Report (Primary)
PRCPRCAT	Order Form
PRCPRCFP	Conversion Factor Report (Primary, Secondary)
PRCPRCFR	Conversion Factor Report (Option, Warehouse)
PRCPRCOM	Comprehensive Item List
PRCPRCOS	Unit Costing Report (Warehouse)
PRCPRCTA	Cost Trend Analysis (Option, Warehouse)
PRCPRCTP	Cost Trend Analysis (Primary)
PRCPRDC0	Dietetics Cost Report (Continued)
PRCPRDCR	Dietetics Cost Report
PRCPRDI0	Update/Print Due-Ins From 410 And 442
PRCPRDI1	Update/Print Due-Ins From 410,442 (Build TMP)
PRCPRDI2	Print Calculated Due-Ins
PRCPRDIN	Due In Report
PRCPRDO1	Distribution Due in And Due out Reports
PRCPRDOR	Distribution Due in And Due out Reports
PRCPREME	Emergency Stock Report
PRCPRGRA	Graph Using List Manager
PRCPRGRU	Get Graph In Variable
PRCPRIB0	Issue Book Request Form(Called From IFCAP Only)
PRCPRIB1	Issue Book Request Form (Print ^TMP)
PRCPRIIP	Inactive Items Report (Primary, Second)
PRCPRIIR	Inactive Item Report (Option, Warehouse)
PRCPRINQ	Inquire To Inventory Files
PRCPRINV	Inventory Control Parameters Report
PRCPRISP	Inventory Sales (Primary)
PRCPRISR	Inventory Sales (Option, Warehouse)
PRCPRISW	Inventory Sales (Print Warehouse)
PRCPRIT0	Display Item
PRCPRIT1	Display Item (Print)
PRCPRKWZ	Items Flagged 'Kill When Zero' Report
PRCPRLAS	Last Procurement Source For Item Report
PRCPRLDO	List Distribution Orders

Routine	Description
PRCPRNON	Nonissuable Item Report
PRCPRODA	On-Demand Audit Activity Report (Primary, Secondary)
PRCPRODM	On-Demand Conflicts Report (Primary)
PRCPRODS	On-Demand Conflicts Report (Secondary)
PRCPRPC1	Patient Distribution Costs (Sort)
PRCPRPC2	Patient Distribution Costs (Print Report)
PRCPRPC3	Patient Distribution Costs (Print Report Totals)
PRCPRPCR	Patient Distribution Costs
PRCPRPDH	Distribution Cost Report (To Or From Primary)
PRCPRPH1	Physical Count Form For Prim And Sec (Cont)
PRCPRPHP	Physical Count Form For Prim And Sec
PRCPRPHW	Physical Count Form
PRCPRPIQ	Print Picking Ticket End Of Report
PRCPRPIR	Print Picking Ticket From TMP Global
PRCPRPIT	Reprint Picking Ticket From TR
PRCPRPK1	Packaging Discrepancy Report (Find Errors)
PRCPRPK2	Packaging Discrepancy Report (Print Errors)
PRCPRPKG	Packaging Discrepancy Report
PRCPRPOS	Posted Stock Report
PRCPRQDP	Quantity Distribution Report (Primary)
PRCPRQDR	Quantity Distribution Report (Option, Warehouse)
PRCPRSO1	Days Of Stock On Hand Report (Print)
PRCPRSOH	Days Of Stock On Hand Report
PRCPRSS0	Stock Status Report Print
PRCPRSS1	Stock Status Report
PRCPRSSP	Stock Status Report
PRCPSSQA	Let Staff Replace Inventory Quantities
PRCPRSSR	Stock Status Report (Option, Warehouse)
PRCPRSTK	Where Is An Item Stocked
PRCPRSUB	Substitute Listing For Warehouse
PRCPRTR1	Transaction Register Report (Print)
PRCPRTRA	Transaction Register Report
PRCPRUS1	Usage Increase, Decrease Usage Report
PRCPRUS2	Usage Increase, Decrease Usage Report
PRCPRUSE	Usage Demand Item Report
PRCPRUSP	Usage Demand Item Report (Print Report)
PRCPRVS0	Voucher Summary (Continued)

Routine	Description
PRCPRVSR	Voucher Summary (Option, Warehouse)
PRCPSFIU	FMS Utility (Lookup FCP Data)
PRCPSFIV	Create FMS Iv Issues Code Sheet
PRCPSFR0	FMS Regenerate And Retransmit Document
PRCPSFSV	Create FMS SV Adjustment Code Sheet
PRCPSFU0	FMS Code Sheet Utilities (Find Iv Line)
PRCPSLOI	Create And Transmit 663,669 Code Sheets
PRCPSLOR	Receiving Code Sheets To Log
PRCPSMA0	Isms Adjustment Transaction
PRCPSMB0	Isms Transaction: Balance Update
PRCPSMB1	Isms Transaction: Balance Update (Create Cs)
PRCPSMCL	Create And Transmit Log Code Sheet From TMP
PRCPSMCS	Create And Transmit Isms Code Sheet From TMP
PRCPSMGO	Create, Batch, Transmit Code Sheet
PRCPSMPI	Issue Code Sheets To Isms
PRCPSMPR	Receiving Code Sheets To Isms
PRCPSMS0	Isms Trans, Build Segments: Control, Line Count
PRCPSMSD	Delete Inventory Item
PRCPSMSI	Isms Issue Transaction
PRCPSMSP	Isms Purchase Order Transaction
PRCPSMST	Transfer Order Isms Code Sheet
PRCPU441	Master Item File Utilities
PRCPUBAL	Update Beginning Item Balances
PRCPUCC	Update Distribution History File 446 (Cost Center)
PRCPUDPT	Distribution Point Selection
PRCPUDUE	Due in, Due out Utilities
PRCPUEMS	Nightly Task To Set Emergency Stock Level
PRCPUFCP	Select Fund Control Point Utility
PRCPUINV	Inventory Point Selection
PRCPUITM	Select Items Utility
PRCPULAB	Print Barcode Labels
PRCPULOC	Lock File Management Utilities
PRCPUMAN	Lookup For Mandatory Source Field .4 File 445
PRCPUPAT	Move Item From Primary To Secondary To Patient
PRCPUREP	Printing Report Utilities
PRCPURS0	Ask Sort, Select Account, Select NSN, Select Item
PRCPURS1	Select Group Category List

Routine	Description
PRCPURS2	Select Dates
PRCPURS3	Select Distribution Points
PRCPURS4	Select Item List
PRCPUSA	Utility Program For Updating Inventory Point
PRCPUSAG	Usage And Receipts History
PRCPUSEL	Utilities: Setup Inventory Variables
PRCPUTIL	GIP Utilities
PRCPUTRA	Outstanding Transaction And Due-in Update
PRCPUTRS	Transaction History File Selection
PRCPUTRX	Transaction History File 445.2 Sets
PRCPUUIP	Utility Update Item Prim To Secondary
PRCPUUIW	Utility Update Item Warehouse To Prim
PRCPUVEN	Add, Update, Delete Procurement Sources
PRCPUX1	Extrinsic Functions
PRCPUX2	Extrinsic Functions
PRCPUXRE	Xref For File 445.2 And 445.3
PRCPUYN	Yes, No Reader
PRCPWDOR	Print Outstanding (Due-Outs) Items
PRCPWDOU	Update Due-Outs @ Warehouse
PRCPWI	Increment/Decrement Due-Ins/Due-Outs For A 2237
PRCPWIU	Update Due in (Difference Between PO And 2237
PRCPWPL0	Warehouse Post Issue Book (Options)
PRCPWPL1	Warehouse Post Issue Book (Substitute)
PRCPWPL2	Warehouse Post Issue Book (Cancel)
PRCPWPL3	Warehouse Post Issue Book (Post)
PRCPWPL4	Warehouse Post Issue Book (Post Cont)
PRCPWPL5	Warehouse Post Issue Book (Post End)
PRCPWPLB	Warehouse Post Issue Book (Build Array)
PRCPWPLM	Warehouse Post Issue Book (List Manager)
PRCPWPP0	Primary Receive Issue Book (Options)
PRCPWPP3	Primary Receive Issue Book (Receive)
PRCPWPPB	Primary Receive Issue Book (Build Array)
PRCPWPLL	Primary Receive Issue Book (List Manager)
PRCPWPU1	Get Number Series For Issue Books
PRCPXALL	Purge All Automatically By TaskManager
PRCPXDIS	Purge Distribution Usage History
PRCPXODI	Purge On-Demand Audit Activity

Routine	Description
PRCPXREC	Purge Receipts
PRCPXTRA	Purge Transaction Register
PRCPXTRM	User Termination, Add, Build Array, Utilities
PRCPXUSE	Purge Usage/Distribution Totals Back 13 Months

Table 4.21. List of Routines (PRCR)

Routine	Description
PRCR1A	Directive 7127/Multi Signing Of P.O
PRCR1A1	Date Range
PRCR1A10	Header/Footer Boxes

Table 4.22. List of Routines (PRCS)

Routine	Description
PRCS	Control Point Act. Menu Variable Init/Kill
PRCS0A	Utility For PRCS-Routine
PRCS0B	Utility For PRCS-Routine
PRCS58	1358 Utility Calls
PRCS58CC	Utility Calls
PRCS58OB	Obligation Processing
PRCS826	826 Ceiling Rpt
PRCSAPP	New 2237 Approval
PRCSAPP1	Check 2237 Before Approval
PRCSAPP2	Continuation Of PRCSAPP
PRCSC1	ESIG Maintenance Routine
PRCSC2	ESIG Maintenance Routine
PRCSC3	ESIG Maintenance Routine
PRCSC4	ESIG Maintenance Routine
PRCSCK	CP Input Template Check Routine
PRCSCK1	Continuation Of PRCSCK
PRCSCPY	Copy Old Temp. Request To New
PRCSD11	Control Point Activity 1358 Display
PRCSD111	Control Point Activity 1358 Display Continued
PRCSD12	Control Point Act. 2237 Terminal Display. This existing routine was modified in PRC*5.1*167 to call function \$\$ECMS2237^PRCHJUTL() to determine if the 2237 is being processed in eCMS. If so then "Sent to eCMS" is displayed towards the top of the first screen displaying the 2237.
PRCSD121	Control Point Activity 2237 Display Continued. This existing routine was modified in

Routine	Description
	PRC*5.1*167 to display the eCMS item line identifier if the ECMS ITEMUID field (#100) is populated for that line item.
PRCSD122	Control Point Act. 2237 Term. Display Continued
PRCSD123	2237 Continued– Distribution List
PRCSDIC	Intercept For DIC Lookup Into File 410
PRCSEA	Control Point Activity Edits
PRCSEA1	Requestor Enter 1358
PRCSEB	CPA Edits Continued
PRCSEB0	CPA Edits Continued
PRCSEB1	Control Point Activity Edits Continued
PRCSEB2	Control Point Activity Edits Continued
PRCSEB3	Daily Record's Adding Machine
PRCSEC2	Continuation of PRCSEC
PRCSECP	Copy a Transaction
PRCSECP1	Copy a Transaction Continued
PRCSED	Control Point Activity Edits Continued
PRCSED1	Control Point Activity Edits Continued
PRCSEM	Delivery Receiving, Obligation Data
PRCSEM1	Re-index File 420.5
PRCSEM2	Reset Appropriation Entries
PRCSES	Sub-Modules Called By Fields In Control Point Act. File
PRCSES1	Sub-Modules Called By Fields In CPA File Continued
PRCSES2	X-Ref Set Statement For Item Qty
PRCSES3	Header For PRCS Co ItemHist
PRCSEZ	Computations For 2237s
PRCSEZZ	New PRCSES – Update SCP Balances
PRCSFMS	FMS Transactions For Cp Running Balance
PRCSFMS1	FMS Transactions For Cp Quarterly Report
PRCSOUT	Outstanding Approved Requests Report
PRCSP1	CP Activity Prints
PRCSP11	Control Point Activity 1358 Printout
PRCSP111	Control Point Activity 1358 Printout Continued
PRCSP12	Control Point Activity 2237 Printout (Free Form). This existing routine was modified in PRC*5.1*167 to call function \$SECMS2237^PRCHJUTL() to determine if the 2237 is being processed in eCMS. If so then "Sent to eCMS" is written towards the top of the first page of the 2237 printout.
PRCSP121	Control Point Activity 2237 Printout Continued. This existing routine was modified in PRC*5.1*167 to print the eCMS item line identifier if the ECMS ITEMUID field (#100) is populated for that line item.

Routine	Description
PRCSP122	Control Point Activity 2237 Printout Continued
PRCSP123	Control Point Activity 2237 Printout Continued
PRCSP124	2237 Continued– Distribution List
PRCSP13	CPA Prints Continued-Transaction Status Report
PRCSP131	CPA Prints Continued-Transaction Status Report
PRCSP132	CPA Prints Continued-Transaction Status Report
PRCSP133	2237 Continued – Distribution List
PRCSP1A	Control Point Activity Print Options Continued
PRCSP1A1	Control Point Activity Print Options Continued
PRCSP1A2	PPM Status Of Transactions
PRCSP1B	Control Point Activity
PRCSP1C	Control Point Activity Print Options Continued
PRCSP1C1	Control Point Activity Print Options Continued
PRCSP1D	CPA Reports Continued & Recalculate Cp Balances In File 420
PRCSP1E	Control Point Activity Prints Continued
PRCSP1F	Print Completed PO List For SCP \$ Reconciliation
PRCSP2	Control Point Activity 2237 Printout (Pre-Printed 8x10 ½)
PRCSP21	Control Point Activity 2237 Printout (Pre-Printed 8x10 ½) Continued
PRCSP21N	Control Point Activity 2237 Printout (Pre-Printed 8-1/2x11) Continued
PRCSP2N	Control Point Activity 2237 Printout (Pre-Printed 8-1/2x11)
PRCSPC	Purchase Card Update CP Files
PRCSQR	Quarterly Report
PRCSRCD	Allow Entry Of Date Received
PRCSRDIS	Code For Cross Ref Creation
PRCSREC	FMS 820 Reconciliation Intercept
PRCSREC1	Send FMS 820 Report
PRCSREC2	Update 420 Balances For Issue Book, Conversion
PRCSREC3	820 Reconciliation For Entire Site
PRCSREC4	Repost File 417.1 Entries
PRCSRIE	Build And Maintain Repetitive Item List File
PRCSRIE1	Delete/Replace Repetitive Item List
PRCSRIG	Generate Requests From Repetitive Item List File
PRCSRIG1	Generate Requests From Repetitive Item List File (Continued)
PRCSRIG2	Generate Requests From Repetitive Item List File (Continued)
PRCSRIP	Print/Display Items By Vendor From Repetitive Item List File
PRCSSTAT	Collect FMS Quarterly Data For Reconciliation
PRCSUT	Control Point Activity Utility Program

Routine	Description
PRCSUT1	Control Point Utility Routine
PRCSUT2	Transaction Utility
PRCSUT3	Transaction Utility Program
PRCSUT31	Transaction Utility Program
PRCSUT4	Utility To Stuff Distribution List In 442
PRCSUT41	Utility To Create New Distribution Schedule
PRCSUTCP	Control Point Selector

Table 4.23. List of Routines (PRCT)

Routine	Description
PRCTBAR	Send an IRL Program To Bar Code Reader
PRCTFLD	Handle Enter/Edit To 446.5
PRCTLAB	Generic Barcode Label
PRCTMAN	Manual Schedule Data To Be Processed
PRCTMES1	Message Text
PRCTMES2	Message Text
PRCTPRG	Will Purge Data From The 446.4,2 Field
PRCTQUES	Miscellaneous Utilities
PRCTRCH	Handle Integrity Check Of Report
PRCTREAD	Read Data From Bar Code Reader
PRCTRED	Enter And Compile Report
PRCTTI	Calculate Time
PRCTUTL	Handles Miscellaneous Tasks

Table 4.24. List of Routines (PRCU)

Routine	Description
PRCUESIG	Routine To Enter Or Change Electronic Signature Code (IFCAP)
PRCUFC0	Entry Routine For IFCAP/FMS Conversion
PRCUFC0E	Obligation Conversion Error Routine
PRCUFC1	Conversion Routine To Process Obligations
PRCUFC2	Conversion Routine To Process Obligations
PRCUFCA	Build FMS Segments For Conversion Only
PRCUFCB	FMS MO3 Segment For Conversion Only
PRCUFCC	FMS LIN, MOA Segments For Conversion Only
PRCUFCD	Conversion Processing
PRCUFCE	Continuation Of Obligation Processing

Routine	Description
PRCUFCF	FMS MO2 Segment
PRCUFCU	Obligation Conversion Utilities
PRCUFCU1	Obligation Conversion Utilities Cont
PRCUPPC1	Archiving & Purging Entry Points
PRCUTL	IFCAP Utility Routine
PRCUTL1	Utility To Update File 410.1

Table 4.25. List of Routines (PRCV)

Routine	Description
PRCV442A	Used to compile an array of data and send it to the messaging routine ^PRCVPOSD.
PRCV442B	Passes the EIN of the purchase order to the message routine so it can pull data from ^TMP.
PRCVBLD	Builds HL7 messages using templates from File 414.01.
PRCVCKS	This algorithm is intended to be used to compute checksum (hashes) for hierarchically structured files.
PRCVEE1	Passes Inventory Messages from IFCAP to DynaMed.
PRCVEX1	Produces a host file with records containing delimited, variable length fields in the mutually agreed upon format to provide item sourcing data for the initialization of DynaMed. This routine will be invoked by IRM from the MUMPS Command Prompt to extract vendor data for active items potentially used in the DynaMed inventory systems.
PRCVEX2	Will be invoked by IRM from the MUMPS Command Prompt to extract vendor-specific item data for active items potentially used in the DynaMed inventory systems.
PRCVIBF	Called by PRCVIB1 when DynaMed transfer Issue Book Fund information to IFCAP. This routine will perform Issue Book Fund Commitment and Posting.
PRCVIBH	Receives/Parses Issue Book Fund Transfer Messages from DynaMed. Generates/Sends acknowledgement back to DynaMed.
PRCVIMF	Called by IFCAP routines which update ITEM record from time to time. Or, daily batch run for any updates in the ITEM Mater File.
PRCVINIT	Allows users to initialize the checksums for the item and vendor files.
PRCVLIC	Provides code to send update to DynaMed notifying of canceled line item in 2237.
PRCVMON	This utility will run as a background process. For each subscribed fund (in File #414.03), it periodically fetches all uncommitted balances for the control point from file 420. It then compares those values with balances stored in file 414.03, updating those balances at the same time. If any change in an uncommitted balance is detected, the new balances will be published to DynaMed
PRCVNDR	Designed to create and send Vendor file update HL7 messages when transmission is needed either immediately after the file update, or periodically as required.
PRCVPOSD	This newly created routine will utilize data passed via the input array (PRCVINP) to construct a properly formatted HL7 message of the ORM^O01 event type which will be passed to the VistA HL7 package through a call to INIT^HLFNC2. Some FileMan

Routine	Description
	calls and manipulation of format is necessary to prepare the data properly for the agreed upon messaging specifications. Response messages of the ORR^O02 event type will also be routed through the VistA HL7 package to this routine and parsed for processing accordingly.
PRCVPOU	Called from Purchase Order Amendment process to transfer the information in the form of HL7 message through routine PRCVPOSD to DynaMed.
PRCVRC1	Using requisition passed from DynaMed, silently builds a Repetitive Item List (RIL).
PRCVRC2	Continuation of PRCVRC1.
PRCVRC3	Continuation of PRCVRC2.
PRCVRCA	Extracts RIL cancellation data and passes it to Routine PRCVEE1 which formats data into HL7 Message and then sends data to DynaMed. It also updates relevant info in Audit File #414.02. A bulletin is send if DM DOC ID is missing from an item or if record doesn't get updated properly in Audit File.
PRCVRCG	Parses incoming messages from Subscription Activity on DynaMed.
PRCVRE1	Receives an HL7 message from DynaMed and processes it to IFCAP.
PRCREE5	Receives an HL7 ACK message from DynaMed and processes it to IFCAP.
PRCVFMS2	Generates Supply Voucher from data passed by DynaMed.
PRCVREA	Receives an HL7 message from DynaMed and processes it to IFCAP.
PRCVRRA	Called from Receiving Report Adjustment process to transfer the information in the form of HL7 message through routine PRCVPOSD to DynaMed.
PRCVSUB	Used to add or delete subscription to control point fund update messages passed from IFCAP to DynaMed.
PRCVTAP	Extracts 2237 APPROVED data and passes that info to routine PRCVEE1 which formats data into HL7 Message and then sends data to DynaMed. It also updates relevant info in Audit File #414.02. A bulletin is send if DM DOC ID is missing from an item or if record doesn't get updated properly in Audit File.
PRCVTCA	Extracts 2237 data when a user enters thru an option Cancel a Permanent Transaction (PRCSCT) and passes that info to routine PRCVEE1 which formats data into HL7 Message and then sends data to DynaMed. It also updates relevant info in Audit File #414.02. A bulletin is send if DM DOC ID is missing from an item or if record doesn't get updated properly in Audit File.
PRCVVMF	Used to build an HL7 message to pass to an external inventory system for purposes of communicating a Vendor Update in the form of an MFN^M01 HL7 version 2.4 Master File Update message.

Table 4.26. List of Routines (PRCX)

Routine	Description
PRCX1P	IFCAP Routine To Fix Copy Requests & P.O
PRCX1P1	Fix File 442 BBFY And Appropriation



Note: Additional routines, protocols, etc. were created for the DynaMed-IFCAP Interface. These elements are only in use at sites where the interface is in use (as of June 2005, only Bay Pines VAMC). Other sites may safely ignore these elements.

Chapter 5. File List

5.1 Overview

This chapter provides the following information:

- List of IFCAP V. 5.1 files (by number) with brief descriptions of the data stored therein
- List of IFCAP V. 5.1 files by file name
- Description of VA FileMan file protection for IFCAP V. 5.1
- List of all IFCAP V. 5.1 files with their associated VA FileMan security access
- Lists of all print, sort and input templates sorted by name and file number

5.2 File List with Description (Sorted by File Number)



Warning: *Do not use VA FileMan to edit any of the IFCAP files directly! Using VA FileMan will compromise system integrity. Use the IFCAP menu options *only!**

5.2.1 File List Tables

Table 5.1. File List with Description (Sorted by File Number): File 410-41

Table 5.5. File List with Description (Sorted by File Number): File 441-442

Table 5.6. File List with Description (Sorted by File Number): File 443-445

Table 5.2. File List with Description (Sorted by File Number): File 417-42

Table 5.3. File List with Description (Sorted by File Number): File 421-422

Table 5.7. File List with Description (Sorted by File Number): File 446-447

Table 5.8. File List with Description (Sorted by File Number): File 8989.51

Table 5.1. File List with Description (Sorted by File Number): File 410-414

File #	File Name Contents/Description
410	CONTROL POINT ACTIVITY This is the main file in the Control Point Activity package. It contains information concerning each and every control point transaction. There are four basic transaction types: Ceiling, Obligation, Adjustment and Canceled. Each transaction type has a set of fields in this file that relate to it. Some fields relate to all four transaction types. This file should only

File #	File Name Contents/Description
	be edited through the Control Point Activity package.
410.1	<p>TRANSACTION NUMBER</p> <p>Keeps track of the last sequential number used for each transaction number series. A transaction number series consists of the following elements separated by hyphens: Station Number - Fiscal Year - Control Point Number.</p>
410.2	<p>CLASSIFICATION OF REQUEST</p> <p>A list of request types. Control Point Activity users have LAYGO (“learn as you go”) access to this file and will populate it as they use the Control Point Activity package.</p>
410.3	<p>REPETITIVE ITEM LIST</p> <p>Used to build a list of repetitive (purchase request card type) items. The Control Point Clerk can then generate requests automatically from the entries in this file. At the time requests are generated, the items are pre-sorted by vendor before being entered in the Control Point Activity file as requests.</p> <p><i>Note:</i> For sites using DynaMed, the RIL is built automatically via input from DynaMed. This file will include the DynaMed Document Number (which feeds to the IFCAP DM DOC ID field), the DynaMed date needed by, and the date and time that a requisition was created in DynaMed.</p>
410.4	<p>SUB-CONTROL POINT</p> <p>Contains the names of sub-control points used by Control Point Clerks and Control Point Officials to sub-divide the funds allocated to them by Fiscal Service. Entries in this file are established by entering a new sub-control point name in the Sub-Control Point field of the Control Point Activity file (#410).</p>
410.5	<p>CPA FORM TYPE</p> <p>Contains the type of Control Point Activity form types. For each type of form, certain transaction data is required when creating and editing a request.</p>
410.6	<p>DELIVERY SCHEDULE</p> <p>Contains all of the delivery schedules for items that the Control Point wishes to distribute on a request. For each item of a request, they can distribute by date, quantity, Sub-Control Point and/or Delivery Point. It also contains all delivery schedules for each item of a request for a repetitive, non-repetitive or a non-repetitive/repetitive form type. If the Sub-Control Point is entered, the dollar amount of the item's cost is calculated for that Sub-Control Point and all delivery schedules' cost distribution to Sub-Control Points is totaled and the Sub-Control Point Multiple of the request is updated with the Sub-Control Point and its associated dollar amount. If the distributed quantities and the request's transaction dollar amount matches, then entry into the Sub-Control Point Multiple is not required. When the Control Point Official signs the request, this delivery schedule's Sub-Control Point dollar amount distribution updates the Sub-Control Point Balance.</p>
410.7	<p>SORT GROUP</p> <p>Contains the Control Point's Sort Group. This is used as a sorting mechanism of requests to categorize their particular or specific cost distribution. Each Control Point specifies a particular Sort Group and only sees their Sort Group. This is one of the files that are pointed-to from the Sort Group field of the Control Point Activity File (#410). The other</p>

File #	File Name Contents/Description
	file that the Sort Group field points to is the Engineering Work Order File.
410.8	DELIVERY POINT Contains the multiple delivery schedule Delivery Points under the request's item multiple. This is any reference that the Control Point wishes to enter. This entry can be a room, building, location, or point that particular items will be delivered or distributed by the Control Point.
410.9	AUTHORITY OF REQUEST This file contains a list of officially approved authorities for 1358 creation. Entries in this file are populated via national patches only, no data should be entered, edited or deleted within this file.
411	ADMIN. ACTIVITY SITE PARAMETER Contains parameters that allow each Site to tailor the IFCAP system to meet their needs. Use of this file also allows the users to run multiple, independent stations on a single computer.
411.2	FACILITY TYPE (TEMPORARY) This temporary file will be replaced by new fields on the Institution File. It is used only for printing the facility type on IFCAP generated forms and reports (such as Purchase Orders and Receiving Reports).
411.3	IFCAP CONVERSION DISCREPANCY Contains information pertaining to incorrectly converted FMS VENDOR UPDATE. This file is populated during the IFCAP vendor conversion process when a record cannot be properly converted.
411.4	IFCAP CONVERSION ERROR Contains a list of error messages. Rather than burying the error messages in a routine, the messages are available here to review or change.
411.5	IFCAP PARAMETERS Contains entries that are <i>not</i> site-specific for IFCAP. Entries <i>are</i> specific to the computer that is running IFCAP.
414.02	DYNAMED IFCAP INTERFACE AUDIT Contains data held for HL7 message transmission audit purposes. Includes the DynaMed document number, information about (or pointers to) item information, vendor number and repetitive item list (RIL) number. Also includes the Vendor number, the RIL number, 2237 number, purchase card order number, receiving data, various dates and times for specified transactions, and information about the person(s) who performed the operations.
414.03	PRCV SUBSCRIPTION [COTS INVENTORY SUBSCRIPTION CONTROL] In the event that an external system needs to be notified when an event of some type occurs, a publish/subscribe interface allows messages to be sent to that system when the event occurs. Contains a list of active subscriptions, and records are added or deleted in response to "subscribe" or "cancel" messages received from the external system. More than one type of subscription is supported.
414.04	RECORD CHECKSUM

File #	File Name Contents/Description
414.06	<p>This file is use to store checksums associated with objects such as file records. The reason for this level of generality is that it is at times convenient to associate a checksum with a subset of fields in a file (or possibly other objects). This means it may be necessary to support more than one checksum on the same file or other type of object class. <i>See 0.</i></p> <p>IFCAP/ECMS TRANSACTION</p> <p>This file is designed to hold the various types of transactions that support communication for the IFCAP and the Electronic Contract Management System (eCMS) interface. Reports from this file will be used by IFCAP users to follow the interface activity to assure that communication with the eCMS vendor portal is timely and effective, and to provide contact information if needed.</p>

Table 5.2. File List with Description (Sorted by File Number): File 417-420

File #	File Name Contents/Description
417	<p>FMS TRANSACTIONS</p> <p>Holds FMS reconciliation data for a Fiscal Service. Each entry contains the site, control point fiscal year, quarter, transaction amount, and any FMS generated data.</p>
417.1	<p>FMS EXCEPTIONS</p> <p>This file is used to hold 820 transmissions returned from FMS for which no control point could be determined. Budget elements returned on the transmission did not match budget elements stored on the site's control point files. This file is used to generate the FMS Exceptions Report.</p>
420	<p>FUND CONTROL POINT</p> <p>Contains parameters that allow the IFCAP user to define and maintain separate balances for funding at their station.</p>
420.1	<p>COST CENTER</p> <p>Contains codes used by Fiscal service to subdivide funding and spending information by area of usage.</p>
420.13	<p>PRCD SD PROGRAM</p> <p>Contains programs used by fund control points.</p>
420.131	<p>PRCD SD FCP/PRJ</p> <p>Contains FCP/PRJ used by the fund control points.</p>
420.132	<p>PRCD SD OBJECT CLASS</p> <p>Contains OBJECT CLASS used by the fund control points.</p>
420.133	<p>PRCD SD JOB</p> <p>Contains JOBS used by the fund control points.</p>
420.134	<p>PRCD SD REPORTING CATEGORY</p> <p>Contains REPORTING CATEGORY codes and descriptions.</p>

File #	File Name Contents/Description
420.135	PRCD SD REVENUE SOURCE Contains REVENUE SOURCE codes and descriptions.
420.136	PRCD SD SUB-REV SOURCE Contains SUB-REV SOURCE codes and descriptions.
420.137	PRCD SD SUB-OBJ Contains SUB-OBJECT codes and descriptions.
420.138	PRCD SD FMS SECURITY Contains FMS SECURITY codes and descriptions.
420.14	PRCD FUND Contains FUNDS used by the fund control points.
420.141	PRCD FMS SUB-ALLOWANCE ACCOUNT Contains SUB-ALLOWANCE ACCOUNT data used to map fund control points.
420.15	PRCD SD ADMINISTRATIVE OFFICE Contains administrative office codes used by the fund control points.
420.16	PRCD SD DOCUMENT TYPE Contains document types used by the required fields table.
420.17	PRCD SD DOCUMENT DATA ELEMENT Contains document data elements used by the required field table.
420.18	PRCD REQUIRED FIELDS Contains the required fields used by the fund control points.
420.19	PRCD STANDARD DICTIONARY Contains all standard dictionaries used in IFCAP.
420.1999	PRCD SD STATUS This is used to indicate the status of an entry in file.
420.2	BUDGET OBJECT CODE Contains codes used by Fiscal service to subdivide procurement amount information by type of item used.
420.3	PRCD FUND/APPROPRIATION CODE Contains all ALD codes specified in MP4 Part V. In addition it contains the appropriation symbol associated with the ALD code and a pattern necessary to create the YALD code for the 921 transaction.
420.4	CALM/LOG TRANSACTIONS CODE LIST Contains the names and templates for all of the CALM and LOG I Transaction Codes.
420.5	UNIT OF ISSUE Contains a set of codes designating standard packaging units used in both procurement and distribution of goods
420.51	REASON NOT COMPETED

File #	File Name Contents/Description
	Allows the user to indicate why a particular purchase order has not been competed.
420.52	SOLICITATION PROCEDURE Allows the user to indicate the solicitation procedure used to purchase goods or services.
420.53	EXTENT COMPETED Allows the user to indicate the degree of competition used for a purchase order.
420.54	EVALUATED PREFERENCE Allows the user to indicate the evaluated preference of businesses based on their socioeconomic grouping.
420.55	EPA DESIGNATED PRODUCT Allows the user to indicate if a purchase order contains any items with EPA designated products.
420.6	CODE INDEX Contains FPDS codes for fiscal years 1988 and 1989. These FPDS codes are used to track the types of businesses from which goods are being procured, in order to do reporting to Central Office. All codes with internal entry #'s below 100 are for fiscal year 1988. All codes with internal entry #'s above 100 are for fiscal year 1989.
420.7	BUDGET DISTRIBUTION CODES Contains a listing of the distribution codes used when entering funding transactions in the Funds Distribution portion of IFCAP. This information may be edited.
420.8	SOURCE CODE The codes used in this file designate a broad category defining the procurement source for goods. The codes are used to update centralized reporting for procurement and define either specific government sources such as DEPOT and GSA, or ways of procuring goods from outside sources, such as whether or not they are purchased using a government contract.
420.9	INTERMEDIATE PRODUCT This file is used for identifying a particular type of item for cost accounting purposes.
420.92	PRCU IFCAP/FMS CONVERSION Contains the FMS/IFCAP conversion files.
420.96	IFCAP/FMS OBLIGATION RECONCILIATION REPORT Contains information necessary to print the 850 report after the OOP message is processed from Austin.
420.97	IFCAP/FMS FCP RECONCILIATION MESSAGE Holds the Fund Control Point balances for a station that is returned from Austin during the FCP conversion process.
420.98	IFCAP/FMS FCP RECONCILIATION REPORT Holds the errors that occurred during the Fund Control Point conversion process. This data is used to print the Outstanding Obligations Report.
420.99	IFCAP TEMP FCP SNAPSHOT

File #	File Name Contents/Description
	Holds the Fund Control Point balances for the fiscal year and quarter in which the FCP conversion is run. The FCP balances which exit before the conversion starts are also stored.
420.9999	PRCD SD STANDARD FOR COPYING Contains codes and descriptions data used by the IFCAP.

Table 5.3. File List with Description (Sorted by File Number): File 421-422

File #	File Name Contents/Description
421	FUND DISTRIBUTION Contains the transaction used to distribute funds to control points.
421.1	MULTIPLE DISTRIBUTION This file is used by the Funds Distribution module to multiply distribute funds to control points.
421.2	CALM/LOG TRANSMISSION RECORD Contains a history of the CALM/LOG Transactions that have been transmitted to Austin. This information is stored by Batch Number and Transaction Number.
421.3	CALM ERROR MESSAGES Contains a listing of all the CALM Error Messages specified in MP4 Part V. This file is used by Accounting to look up these messages.
421.4	FISCAL LOCK This file is used to “mark” a record while it is being edited. It serves to ensure that simultaneous editing of financial/procurement records does not occur.
421.5	INVOICE TRACKING This file is used to record payment invoices that require Control Point sign-off.
421.6	FUND DISTRIBUTION (TEMP TRANS) This file is used by the Funds Distribution module to distribute funds to Control Point.
421.7	INVOICE DLN COUNTER This file is used to generate sequential tracking numbers for Invoice Tracking.
421.8	FISCAL STACKED DOCUMENTS This file will hold the printouts that are automatically generated within IFCAP. The user may then select to print from this file at a later date/time.
421.9	INVOICE PARTIAL COUNTER This is a file of partial number counters in which each obligation has its own counter. It is used to get the next available partial number for a payment voucher associated with a given obligation.
422	CALM/LOG TEMPLATE MAPS

File #	File Name Contents/Description
	This file is used to construct code sheets for CALM and LOG I.
422.2	COUNTER This file is just a collection of counters.

Table 5.4. File List with Description (Sorted by File Number): File 423-440

File #	File Name Contents/Description
423	CALM/LOG CODE SHEET Contains the completed CALM/LOG Code Sheets.
423.4	ISMS REASON CODES Contains the Reason Code used in HLS and OLS transactions.
423.5	PRC IFCAP MESSAGE ROUTER Contains a listing of the transactions that can be handled by the PRCOISM IFCAP server. This file also contains the mail group that will receive any transaction processing error message and the entry point (TAG^ROUTINE) for each different transaction processing.
423.6	ISMS/FMS TRANS Contains the transactions that have been received from Austin through MailMan. For an entry to be made in this file, the transaction type must be found in File 423.5. For each complete transaction, based on the entry point (TAG^ROUTINE) from File 423.5, a Taskman job is set up to process that transaction.
423.9	CALM/LOG BATCH TYPE Contains a list of the various CALM and LOG I Batch Types managed by the facility. In addition, it also contains the appropriate physical address used by Network Mail for each batch type to enable the Code Sheet Batches to be transmitted to Austin DPC.
424	1358 DAILY RECORD Contains a summary record of each authorization, obligation, and liquidation against a 1358 established in file 442.
424.1	1358 AUTHORIZATION DETAIL Contains detail history of each bill submitted for payment for each authorization on a 1358.
440	VENDOR Contains the listing of Vendors used by the facility. The data includes the name, address, contact person, contract number and FPDS data used when entering a request and purchase order.
440.2	DIRECT DELIVERY PATIENTS Contains the name and address of those patients who received deliveries of goods directly from a vendor. This address could be a Nursing Home Care address or another vendor address.

File #	File Name Contents/Description
440.3	VENDOR EDIT Contains the listing of Vendors used by the facility. The data includes the name, address, contact person, contract number and FPDS data used when entering a request and purchase order.
440.5	PURCHASE CARD INFORMATION FILE This is a charge card master file.
440.6	PURCHASE CARD ORDER RECONCILE This file is used to store ORACLE records for reconciliation.
440.7	MONTHLY ACCRUAL During the compile performed in option Accrual (Monthly) [PRCB MONTHLY ACCRUAL], entries are added to this file listing total unpaid and unreconciled credit card order amounts by budget string "Fund/Beginning Budget Fiscal Year/ Administration or Staff Office/Accounting Classification Code/Cost Center/BOC" within month and station. This file then serves as the source for generating the appropriate SV documents to be sent to FMS.
440.8	PRCH AFC CHARGE TRANSMISSION LOG Contains a record of each transmission batch from the Credit Card System of Purchase Card Charges and Purchase Card Demographic Changes to be posted to IFCAP files (#440.6 and #440.5, respectively). This file is the source for the report Daily Charge Transmission Log [PRCH DAILY CHARGE TRANS LOG].

Table 5.5. File List with Description (Sorted by File Number): File 441-442

File #	File Name Contents/Description
441	ITEM MASTER Contains descriptive information for any supply item that can be ordered. Contains information needed for purchasing or ordering the item. Any item that is purchased repetitively should be entered to this file.
441.2	FEDERAL SUPPLY CLASSIFICATION Contains codes used to classify types of items into categories to be used for centralized reporting of procurement. Examples of categories are "DRUGS & BIOLOGICALS," "SURG. DRESS. MATERIALS," etc.
441.3	FSC GROUP TITLES Contains codes used to classify types of items into categories to be used for centralized reporting of procurement. The categories are broader than those on the "FEDERAL SUPPLY CLASSIFICATION" file. Examples are "CHEMICALS" and "SUBSISTENCE."
441.4	DLA/LOG CODES A general purpose file containing assorted DLA and LOG codes used when constructing

File #	File Name	Contents/Description
		electronic transmissions to either the Austin LOG system, or the DLA system. The “SCREENING CODE” field is used to limit the choice of codes available to the user to an appropriate set.
441.6	TYPE OF REQUISITION AMENDMENT	Contains a list of the allowable types of amendments that can be made to a Requisition after it has been Obligated. The file is used during the Amendment process, both to allow the user to select the type of amendment, and to direct the programs to the proper entry point for processing the type of amendment selected.
441.7	AMENDMENTS TO DELIVERY SCHEDULES	Contains the delivery locations and dates for display on purchase orders.
442	PROCUREMENT & ACCOUNTING TRANSACTIONS	This is the main file for IFCAP Supply. It contains all of the Purchase Order and Requisition data both while the record is being processed, and as an on-line history record after the record has been completed. It also contains information pertaining to Accounts Receivable transactions.
442.01	DM DOC ID	<p>Contains a list of the DynaMed Document IDs (Field #48, DM DOC ID) included in a DynaMed requisition, an IFCAP Repetitive Item List (RIL), an IFCAP 2237, or an IFCAP Purchase Order. The file is used during the RIL, 2237, Purchase Order and Amendment processes to allow the linking of DynaMed item records with IFCAP Purchase Orders.</p> <p>The DynaMed Document ID is a unique character string associated with each item in the DynaMed Item Master File. It is comprised of 1 digit for the year, concatenated with the 3 digit Julian Date plus a 4 digit sequential number and up to 6 characters. <i>Format:</i> YDDD-9999-CCCCCC. This number is provided by DynaMed, user input is not required. <i>This file cannot be edited.</i> DynaMed allows a maximum of 16 characters. This number will be associated with an order request from DynaMed. Each order request will identify a single item in Item Master File in IFCAP. It is recorded in this file for auditing purpose and to ensure that requests bearing the same DynaMed Document ID are only processed once by IFCAP.</p>
442.2	TYPE OF AMENDMENT	Contains a list of the allowable types of amendments that can be made to a Purchase Order after it has been Obligated. The file is used during the Amendment process, both to allow the user to select the type of amendment, and to direct the programs to the proper entry point for processing the type of amendment selected.
442.3	PURCHASE ORDER STATUS	Contains a listing of all of the possible status codes that can be assigned to a 2237 request or a purchase order. This file cannot be edited. The file is used both to inform the user as to what processing has been done to a request or Purchase Order, and also by the programs to screen and direct each request/Purchase Order into the correct processing path.
442.4	PURCHASE AUTHORITY	Contains a listing of the Purchase Authorities as specified in the FPMR.

File #	File Name Contents/Description
442.5	PAT TYPE Contains a listing of all the appropriate Methods of Processing that apply to a purchase order. <i>This file cannot be edited.</i> The Method of Processing directs each type of Purchase Order or Requisition into the correct processing path through IFCAP.
442.6	PAT NUMBER Contains prefix information for a PAT number. It allows the user to reserve blocks of PO numbers for specific groups of users, so that IFCAP can automatically assign the next sequential number available within the block when a new PAT is added to file 442.
442.7	ADMINISTRATIVE CERTIFICATIONS Contains a listing of pre-set clauses used on purchase order. The file is initially sent with data, but each station can then edit or add their own clauses. Once a clause is entered to this file, the Purchasing or PPM agent can then copy the clause into any Purchase Order or Requisition, which will cause it to be printed in the PO. Comments block on the PO or Requisition form
442.8	DELIVERY SCHEDULE (ORDER) Contains the delivery locations and dates for display on purchase orders.
442.9	ELEC RECEIVING REPORT BATCH Contains data about the Electronic Receiving Reports that are transmitted to Austin.

Table 5.6. File List with Description (Sorted by File Number): File 443-445

File #	File Name Contents/Description
443	REQUEST WORKSHEET Contains a listing of the requests that have been transmitted to A&MM but not yet transferred onto a Purchase Order or Requisition.
443.1	IFCAP PURGEMASTER WORKLIST Contains the entries to be processed by PurgeMaster.
443.2	IFCAP PURGE PARAMETERS Contains the parameters for the PurgeMaster Utility.
443.3	IFCAP PURGE INPROCESS This file is a temporary repository for transaction being processed by PurgeMaster. In the event of a system failure, these entries are restored into the PurgeMaster Worklist file.
443.4	TYPE OF SPECIAL HANDLING Contains the list of special handling instructions.
443.5	PO/REQUEST/R.R. PRINT LOG The operator is allowed to reprint a batch of requests in Supply, or reprint a batch of Purchase Orders in either Fiscal or Supply, or reprint a batch of Receiving Reports in

File #	File Name Contents/Description
	Fiscal that were previously printed within a date/time range. This option could be used if the printer was not working during those times. This file is used to keep lists of Requests or Purchase Orders printed, to allow the operator to review the list before reprinting.
443.6	AMENDMENTS This is a temporary holding file used to store a purchase order while an Amendment is being created. Changes to a PO are actually made to this file, and not to the original PO. If the user completes and approves the Amendment, the changes are copied to the PO. Whether approved or not, the "copy" is deleted from this file when the user is finished. The file is also used for amendments to Requisitions.
443.75	EDI SENDER This file has the information sent from Austin in the ACT or PRJ transactions. These transactions inform IFCAP if the EDI package accepted or rejected the PHA transaction sent to Austin. In addition this file also has the POA status sent back from the vendor about the PHA order. The POA status is placed into the EDI STATUS CODE 1 or 2 and EDI STATUS QUANTITY 1 or 2 fields in the ITEM multiple of file 442 for the PHA order.
443.76	EDI ERROR CODES Holds list of REJECT REASON CODEs that are sent from Austin when a PHA or an RFQ is rejected. This file is pointed by a field (#9) in EDI STATUS FILE (#443.75).
443.8	LOCAL PROCUREMENT REASON CODES This file is a listing of the reasons for procuring items locally
443.9	IFCAP PENDING ARCHIVE This file is a local Archive/Purge file that documents what records are pending archive. Prior to initiating an archive, this file should be empty. This file is populated by the menu option Find Archivable IFCAP Records [PRCG ARCHIVE FIND].
444	REQUEST FOR QUOTATION This file serves as a worksheet for the Request for Quotation process. The Purchasing agent can edit data imported from one or more 2237s. This data is then the basis for the electronically submitted RFQ. Correspondence via 864 Transactions (Text Messages) are stored in a multiple of this file. The quotes submitted by vendors are also stored in a multiple of this file.
444.1	RFQ VENDOR Contains vendors used in the RFQ process who are not found in the site's main VENDOR file (#440). Once a vendor is selected as the source during RFQ award, an entry for the vendor should be made in file 440 so that the firm will be acknowledged as a vendor ("vendorized") by the Austin Automation Center and be made ready for payment transactions. In lookups for vendors in the RFQ module, File #440 is first searched for the vendor. If the vendor is not found, the search continues in File #444.1. If not present in this file, the user has the option to add a vendor to this file
444.2	SIC CODE Contains the Standard Industrial Classification Codes, which are used to classify organizations by economic activity.

File #	File Name Contents/Description
444.21	SIC CODE GROUPS Contains categories for lumping SIC Codes and will be used to facilitate lookups.
444.3	RFQ COUNTER Contains counters for getting the next available sequence number. There is a separate counter for each combination of Station # and Fiscal Year. This sequence number is padded on the left with zeros to form the sequence number portion (fourth piece) of the RFQ number. (i.e. 688-96-RFQ-00014)
444.4	RFQ EDITING PREFERENCE This file stores the user's editing mode preference (FileMan Input Template or ScreenMan Form).
445	GENERIC INVENTORY Contains descriptive and inventory information for any entity that wants to maintain a perpetual inventory, automate their item distribution function, and automatically generate stock replenishment orders based on inventory needs. There are three types of inventory points that can be on this file: Warehouses, Primary Distribution Points (locations that are allowed to order directly from supply), or Secondary Distribution Points (locations that must order through a Primary Distribution Point).
445.1	INVENTORY BALANCES This file stores the beginning monthly balances for the items stored in the inventory points.
445.2	INVENTORY TRANSACTION USED BY GENERIC INVENTORY PROGRAM (GIP). This file is used to keep a log of ANY transaction that affects the inventory level. The file will be updated ONLY if the flag on the inventory point "KEEP DETAILED TRX. HISTORY" is set to "Y" (YES). Records are then automatically added to the file during the processing of any transaction that affects the inventory level (receiving, distribution, usage, manual adjustments, etc.). NOTE: This file should be frequently purged!
445.3	INTERNAL DISTRIBUTION ORDER/ADJ USED BY GENERIC INVENTORY PROGRAM (GIP). This file is used to store distribution orders from a Primary Inventory/ Distribution point to a Secondary. An order can be entered either at the Primary, for the Secondary, or at the Secondary, if they are automated. When an order is posted, the inventory level at the affected inventory points are updated, history is updated, and the record is deleted from the file, unless items are backordered. Items on backorder are left on the record until the back-order function has been completed.
445.4	STORAGE LOCATION This file is used to describe storage locations within any Generic Inventory Point (i.e. the Bins, Shelves, Rooms, etc. in which supplies are stored). The format for creating codes related to a storage location can be defined by each inventory point to meet their own needs.

File #	File Name Contents/Description
445.5	AUTOMATED SUPPLY STATION This file contains information that assists GIP in communicating correctly with a supply station.
445.6	GROUP CATEGORY USED BY GENERIC INVENTORY PROGRAM (GIP). This file stores codes and related descriptions used for grouping inventory items. Items might be grouped for printing catalogs, doing physical counts, or other reports. Each item on the inventory (file 445) should have a group category.
445.7	CASE CARTS This file is used to define items which make up a case cart.
445.8	INSTRUMENT KITS This file is used to define items which make up an instrument kit.

Table 5.7. File List with Description (Sorted by File Number): File 446-447

File #	File Name Contents/Description
446	DISTRIBUTION/USAGE HISTORY USED BY GENERIC INVENTORY PROGRAM (GIP). This file is used to store data needed for cost accounting. The data is updated automatically by the Generic Inventory system, when a distribution order (from a Primary to a Secondary) is posted, when an adjustment is made to distribution, or when usage within an inventory point is recorded. The file keeps a record of total dollars distributed/used by month, and by the cost center that distributed or used the supplies. Reports can then be generated from this file by cost center, or broken down further by MIS Bed Sections (defined for each inventory point). NOTE: For usage within an inventory point (i.e. goods were distributed to the end user at this point and not distributed to another inventory/ distribution point), the DISTRIBUTED TO and DISTRIBUTED FROM fields will be the same.
446.1	INVENTORY DISTRIBUTED PATIENT SUPPLIES This file is used to track inventory items that are distributed from the secondary to the patient.
446.4	BARCODE PROGRAM Contains barcode programs and data uploaded from the barcode reader to be used as part of the Barcode Inventory process.
446.5	CUSTOM LABEL Contains the custom labels to be used as part of the Barcode Inventory process.
446.6	SPECIALTY COMMANDS Contains the Specialty Commands for the barcode reader and printer to be used as part of the Barcode Inventory process.
446.7	CLRS REPORT STORAGE FILE

File #	File Name Contents/Description
	Used to store “*” delimited data runs of the Days of Stock on Hand Report and Stock Status Report.
447	INVENTORY LOCK MANAGEMENT This file is used to manage the locking of files by a user in the inventory package. When a user locks a file or inventory item, an entry is made in this file. Other users that try to access the locked file or item will see a message displaying the user and option that is locking the file or item.
447.1	AUTOMATED SUPPLY STATION PROCESSING QUEUE This file is populated with information originating from the automated supply station HL7 transactions. Once the data stored here has been processed by GIP and the GIP files have been updated appropriately, the record will be deleted. This file allows information from the supply stations to flow to GIP even if the file 445 entry for a particular secondary inventory point is in use.

Table 5.8. File List with Description (Sorted by File Number): File 8989.51

File #	File Name Contents/Description
8989.51	PARAMETER DEFINITION FILE This file resides in the ^XTV namespace, and contains characteristics of parameters used by various programs. The parameters store settings that affect IFCAP operation at the site. <ul style="list-style-type: none"> IFCAP has set up a record in this file for the parameter PRCV COTS INVENTORY. This parameter is used by the DynaMed-IFCAP Interface and acts as the “switch” for the interface. This field currently has two allowable values: 0 or 1. For sites using the DynaMed-IFCAP Interface, this field should be set to ‘1.’ <pre> NAME: PRCV COTS INVENTORY DISPLAY TEXT: COTS Inventory MULTIPLE VALUED: No VALUE TERM: 0 or 1 VALUE DATA TYPE: set of codes VALUE DOMAIN: 0:NONE;1:DYNAMED INSTANCE DATA TYPE: numeric DESCRIPTION: This parameter identifies which COTS product is being utilized for the inventory management system of the site. The current values are: 0 NONE - means no COTS product is being used and the inventory management system in use is GIP/IFCAP 1 DYNAMED - means the DynaMed product is being used PRECEDENCE: 1 ENTITY FILE: SYSTEM </pre> <ul style="list-style-type: none"> IFCAP has set up 4 records in this file related to the Clinical Logistics Report Server. These parameters will allow staff to control the range of automated GIP

File #	File Name Contents/Description
--------	-----------------------------------

reports as instructed by the Clinical Logistics Office as well as the chosen output directory for the resulting extract files.

- All of these parameters, except for the PRCPLO EXTRACT DIRECTORY, will be set (via a post-install routine) to a default value when PRC*5.1*83 is installed and can later be modified by use of the PRCPLO SYSTEM PARAMETERS option.
- Each site, upon initial setup, should enter the path of the destination directory for extract files as the PRCPLO EXTRACT DIRECTORY using the PRCPLO SYSTEM PARAMETERS option and coordinate with IRM to ensure that the value entered is correct. All future changes to this parameter should be coordinated with IRM.
- Before beginning the procurement extracts, the system attempts a test write to the directory specified in the PRCPLO EXTRACT DIRECTORY parameter. If the test write fails, then a notification e-mail is sent to the PRCPLO CLRS NOTIFICATIONS mail group informing of the situation. See the *IFCAP Application Coordinator User's Guide* (PRCPLO CLRS NOTIFICATIONS Messages) for the content of the message.
- Task scheduling instructions will be included with the patch.
- Two additional parameters, added for CLRS by the GIP ODI patch PRC*5.1*98, are appended to the list below.

```

NAME: PRCPLO GREATER THAN RANGE          DISPLAY TEXT: PRCPLO GREATER THAN
RANGE
  MULTIPLE VALUED: No                    PROHIBIT EDITING: No
  VALUE DATA TYPE: numeric              VALUE DOMAIN: 0:999
  VALUE HELP: Enter number of days to be used as the PRCPLO GREATER THAN
RANGE.
KEYWORD: PRCPLO
DESCRIPTION:
  This parameter will be used to indicate the number of days to be used in
connection with the Stock on Hand Report when that report evaluates stock
levels retained greater than a certain given period. This parameter is
associated with PRC*5.1*83 (CLRS).
PRECEDENCE: 90                          ENTITY FILE: SYSTEM

```

```

NAME: PRCPLO INACTIVITY RANGE            DISPLAY TEXT: PRCPLO INACTIVITY
RANGE
  MULTIPLE VALUED: No                    PROHIBIT EDITING: No
  VALUE DATA TYPE: numeric              VALUE DOMAIN: 0:999
  VALUE HELP: Enter a number of days to be used as the PRCPLO INACTIVITY
RANGE.
KEYWORD: PRCPLO
DESCRIPTION:
  This parameter will be used to indicate the number of days to be used
for the inactive range for the Stock Status Report by PRC*5.1*83 (CLRS).
PRECEDENCE: 90                          ENTITY FILE: SYSTEM

```

```

NAME: PRCPLO REPORT RANGE                DISPLAY TEXT: PRCPLO REPORT RANGE
  MULTIPLE VALUED: No                    PROHIBIT EDITING: No

```

File #	File Name	Contents/Description
		VALUE DATA TYPE: numeric VALUE DOMAIN: 0:999 VALUE HELP: Enter a number of days to be used for the PRCPLO REPORT RANGE. KEYWORD: PRCPLO DESCRIPTION: This parameter will be used to indicate the date range for the Days of Stock on Hand report associated with PRC*5.1*83 (CLRS). PRECEDENCE: 180 ENTITY FILE: SYSTEM
		NAME: PRCPLO EXTRACT DIRECTORY DISPLAY TEXT: PRCPLO EXTRACT DIRECTORY MULTIPLE VALUED: No PROHIBIT EDITING: No VALUE DATA TYPE: free text VALUE DOMAIN: \$L(X)<245 VALUE HELP: Enter the directory to be used as the PRCPLO EXTRACT DIRECTORY. KEYWORD: PRCPLO DESCRIPTION: This parameter will be used to indicate the destination directory for extracts taken in connection with PRC*5.1*83 (CLRS). These directories would be at the VMS, Windows, Linux, or other operating system level.
		NAME: PRC CLRS ADDRESS DISPLAY TEXT: PRC CLRS ADDRESS MULTIPLE VALUED: No PROHIBIT EDITING: No VALUE DATA TYPE: free text VALUE DOMAIN: \$L(X)<245 VALUE HELP: Enter the IP address or DNS Server name identified as the location of the CLRS. KEYWORD: CLRS KEYWORD: PRC DESCRIPTION: This parameter will store the location of the Clinical Logistics Report Server in either IP address or DNS Server name form. An error notification will be sent through MailMan if no value is present in this parameter when a transfer to the CLRS is attempted.
		NAME: PRC CLRS OUTLOOK MAILGROUP DISPLAY TEXT: PRC CLRS OUTLOOK MAILGROUP MULTIPLE VALUED: No PROHIBIT EDITING: No VALUE DATA TYPE: free text VALUE DOMAIN: \$L(X)<245 VALUE HELP: Enter the Microsoft Outlook mail group that should receive CLRS notifications. KEYWORD: CLRS KEYWORD: PRC DESCRIPTION: This parameter will hold the name of the Microsoft Outlook mail group that should receive Clinical Logistics Report Server activity notifications. The mail group name must be completely and accurately entered for this functionality to operate correctly.
		NAME: PRC OLCS 1358 EXTRACT DISPLAY TEXT: Finish date/time of OLCS 1358 extract MULTIPLE VALUED: No VALUE TERM: Finish date/time VALUE DATA TYPE: date/time VALUE DOMAIN: ::T VALUE HELP: Enter a date/time KEYWORD: PRC KEYWORD: OLCS INSTANCE DATA TYPE: numeric DESCRIPTION:

File #	File Name	Contents/Description
		This parameter holds the date/time that the job responsible for sending an initial extract of 1358 transactions to the Online Certification System (OLCS) finished running. This parameter is not intended to be modified using parameter tools.
		PRECEDENCE: 1 ENTITY FILE: SYSTEM

5.3 File List (Sorted by Name)

See paragraph 5.2 above and accompanying tables for full description of these files.

Table 5.9. File List (Sorted by Name)

File Name	File Number
1358 AUTHORIZATION DETAIL	424.1
1358 DAILY RECORD	424
ADMIN. ACTIVITY SITE PARAMETER	411
ADMINISTRATIVE CERTIFICATIONS	442.7
AMENDMENTS	443.6
AMENDMENTS TO DELIVERY SCHEDULES	441.7
AUTHORITY OF REQUEST	410.9
AUTOMATED SUPPLY STATIONS	445.5
AUTOMATED SUPPLY STATION PROCESSING QUEUE	447.1
BARCODE PROGRAM	446.4
BUDGET DISTRIBUTION CODES	420.7
BUDGET OBJECT CODE	420.2
CALM ERROR MESSAGES	421.3
CALM/LOG BATCH TYPE	423.9
CALM/LOG CODE SHEET	423
CALM/LOG TEMPLATE MAPS	422
CALM/LOG TRANSACTIONS CODE LIST	420.4
CALM/LOG TRANSMISSION RECORD	421.2
CASE CARTS	445.7
CLASSIFICATION OF REQUEST	410.2
CLRS REPORT STORAGE	446.7
CODE INDEX	420.6
CONTROL POINT ACTIVITY	410
COST CENTER	420.1

File Name	File Number
COTS INVENTORY SUBSCRIPTION CONTROL [PRCV SUBSCRIPTION]	414.03
COUNTER	422.2
CPA FORM TYPE	410.5
CUSTOM LABEL	446.5
DELIVERY POINT	410.8
DELIVERY SCHEDULE	410.6
DELIVERY SCHEDULE (ORDER)	442.8
DIRECT DELIVERY PATIENTS	440.2
DISTRIBUTION/USAGE HISTORY	446
DYNAMED IFCAP INTERFACE AUDIT	414.02
EDI ERROR CODES	443.76
DLA/LOG CODES	441.4
EDI SENDER	443.75
ELEC RECEIVING REPORT BATCH	442.9
EPA DESIGNATED PRODUCT	420.55
EVALUATED PREFERENCE	420.54
EXTENT COMPETED	420.53
FACILITY TYPE (TEMPORARY	411.2
FEDERAL SUPPLY CLASSIFICATION	441.2
FISCAL LOCK	421.4
FISCAL STACKED DOCUMENTS	421.8
FMS EXCEPTIONS	417.1
FMS TRANSACTIONS	417
FSC GROUP TITLES	441.3
FUND CONTROL POINT	420
FUND DISTRIBUTION	421
FUND DISTRIBUTION (TEMP TRANS)	421.6
GENERIC INVENTORY	445
GROUP CATEGORY	445.6
IFCAP CONVERSION DISCREPANCY	411.3
IFCAP CONVERSION ERROR	411.4
IFCAP PARAMETERS	411.5
IFCAP/ECMS TRANSACTION	414.06
IFCAP PENDING ARCHIVE	443.9
IFCAP PURGE INPROCESS	443.3
IFCAP PURGE PARAMETERS	443.2

File Name	File Number
IFCAP PURGEMASTER WORKLIST	443.1
IFCAP TEMP FCP SNAPSHOT	420.99
IFCAP/FMS FCP RECONCILIATION	420.97
IFCAP/FMS FCP RECONCILIATION	420.98
IFCAP/FMS OBLIGATION RECONCILIATION REPORT	420.96
INSTRUMENT KITS	445.8
INTERMEDIATE PRODUCT	420.9
INTERNAL DISTRIBUTION ORDER/ADJ	445.3
INVENTORY BALANCES	445.1
INVENTORY DISTRIBUTED PATIENT	446.1
INVENTORY LOCK MANAGEMENT	447
INVENTORY TRANSACTION	445.2
INVOICE DLN COUNTER	421.7
INVOICE PARTIAL COUNTER	421.9
INVOICE TRACKING	421.5
ISMS REASON CODES	423.4
ISMS/FMS TRANS	423.6
ITEM MASTER	441
LOCAL PROCUREMENT REASON CODE	443.8
MONTHLY ACCRUAL	440.7
MULTIPLE DISTRIBUTION	421.1
PO/REQUEST/R.R. PRINT LOG	443.5
PARAMETER DEFINITION FILE	8989.51
PAT NUMBER	442.6
PAT TYPE	442.5
PRC IFCAP MESSAGE ROUTER	423.5
PRCD FMS SUB-ALLOWANCE ACCOUNT	420.141
PRCD FUND	420.14
PRCD FUND/APPROPRIATION CODE	420.3
PRCD REQUIRED FIELDS	420.18
PRCD SD ADMINISTRATIVE OFFICE	420.15
PRCD SD DOCUMENT DATA ELEMENT	420.17
PRCD SD DOCUMENT TYPE	420.16
PRCD SD FCP/PRJ	420.131
PRCD SD FMS SECURITY	420.138
PRCD SD JOB	420.133

File Name	File Number
PRCD SD OBJECT CLASS	420.132
PRCD SD PROGRAM	420.13
PRCD SD REPORTING CATEGORY	420.134
PRCD SD REVENUE SOURCE	420.135
PRCD SD STANDARD FOR COPYING	420.9999
PRCD SD STATUS	420.1999
PRCD SD SUB-OBJ	420.137
PRCD SD SUB-REV SOURCE	420.136
PRCD STANDARD DICTIONARY	420.19
PRCH AFC CHARGE TRANSMISSION	440.8
PRCU IFCAP/FMS CONVERSION	420.92
PRCV SUBSCRIPTION [COTS INVENTORY SUBSCRIPTION CONTROL]	414.03
PROCUREMENT & ACCOUNTING TRANACTIONS	442
PURCHASE AUTHORITY	442.4
PURCHASE CARD INFORMATION	440.5
PURCHASE CARD ORDER RECONCILE	440.6
PURCHASE ORDER STATUS	442.3
REASON NOT COMPETED	420.51
REPETITIVE ITEM LIST	410.3
REQUEST FOR QUOTATION	444
REQUEST WORKSHEET	443
RFQ COUNTER	444.3
RFQ EDITING PREFERENCE	444.4
RFQ VENDOR	444.1
SIC CODE	444.2
SIC CODE GROUPS	444.21
SOLICITATION PROCEDURE	420.52
SORT GROUP	410.7
SOURCE CODE	420.8
SPECIALTY COMMANDS	446.6
STORAGE LOCATION	445.4
SUB-CONTROL POINT	410.4
TRANSACTION NUMBER	410.1
TYPE OF AMENDMENT	442.2
TYPE OF REQUISITION AMENDMENT	441.6
TYPE OF SPECIAL HANDLING	443.4

File Name	File Number
UNIT OF ISSUE	420.5
VENDOR	440
VENDOR EDIT	440.3

5.4 File Protection

This file protection information is also found in chapter 4 of the IFCAP V. 5.1 *Package Security Guide*, available at <http://www.va.gov/vdl/application.asp?appid=42>.

The IFCAP V. 5.1 package files contain data that is prepared according to the policy and procedures of the Office of Budget and Finance and the Office of Acquisition and Materiel Management. Therefore, the files used by IFCAP generally carry a high level of file protection. The data dictionaries for IFCAP should NOT be altered. Screening logic has also been enabled on IFCAP files to prevent access through VA FileMan.

The IFCAP package uses eight VA FileMan file protection levels on its files:

Table 5.10. File Protection

Protection Level	Description
(none)	No special security is enabled
#	Site Manager access
@	Programmer access to files
[READ Access
]	WRITE Access
%	Delete Access
\$	LAYGO (“learn as you go”) Access
^	Cannot be accessed

5.5 Files with Security Access

This file security access information is also found in chapter 4 of the IFCAP V. 5.1 *Package Security Guide* (see <http://www.va.gov/vdl/application.asp?appid=42>)

Table 5.11. Files with Security Access

File #	File Name	Access				
		DD	RD	WR	DEL	LAY GO
410	CONTROL POINT ACTIVITY	@	[]		%	\$
410.1	TRANSACTION NUMBER	@	[]		%	\$
410.2	CLASSIFICATION OF REQUEST	@	[]		%	\$
410.3	REPETITIVE ITEM LIST	@	[]		%	\$
410.4	SUB-CONTROL POINT	@	[]		%	\$
410.5	CPA FORM TYPE	@	[]		%	\$
410.6	DELIVERY SCHEDULE	@	[]		%	\$
410.7	SORT GROUP	@	[]		%	\$
410.8	DELIVERY POINT	@	[]		%	\$
410.9	AUTHORITY OF REQUEST	@		@	@	@
411	ADMIN. ACTIVITY SITE PARAMETER	@	[]		%	\$
411.2	FACILITY TYPE (TEMPORARY)	@	[]		%	\$
411.3	IFCAP CONVERSION DISCREPANCY					
411.4	IFCAP CONVERSION ERROR					
411.5	IFCAP PARAMETERS	@			%	
414.02	DYNAMED IFCAP INTERFACE AUDIT FILE	@	@	@	@	@
414.03	PRCV SUBSCRIPTION	@	@	@	@	@
414.04	RECORD CHECKSUM FILE	@	@	@	@	@
414.06	IFCAP/ECMS TRANSACTION					
417	FMS TRANSACTIONS					
417.1	FMS EXCEPTIONS					
420	FUND CONTROL POINT	@	[]		%	\$
420.1	COST CENTER	@	[]		%	\$
420.13	PRCD SD PROGRAM					
420.131	PRCD SD FCP/PRJ					
420.132	PRCD SD OBJECT CLASS					
420.133	PRCD SD JOB					
420.134	PRCD SD REPORTING CATEGORY					
420.135	PRCD SD REVENUE SOURCE					
420.136	PRCD SD SUB-REV SOURCE					
420.137	PRCD SD SUB-OBJ					
420.138	PRCD SD FMS SECURITY					
420.14	PRCD FUND					

File #	File Name	Access				
		DD	RD	WR	DEL	LAY GO
420.141	PRCD FMS SUB-ALLOWANCE ACCOUNT					
420.15	PRCD SD ADMINISTRATIVE OFFICE					
420.16	PRCD SD DOCUMENT TYPE					
420.17	PRCD SD DOCUMENT DATA ELEMENT					
420.18	PRCD REQUIRED FIELDS					
420.19	PRCD STANDARD DICTIONARY					
420.1999	PRCD SD STATUS					
420.2	BUDGET OBJECT CODE	@	[]	%	\$	
420.3	PRCD FUND/APPROPRIATION CODE	@	[]	%	\$	
420.4	CALM/LOG TRANSACTIONS CODE LIST	@	[]	%	\$	
420.5	UNIT OF ISSUE	@	[]	%	\$	
420.51	REASON NOT COMPETED					
420.52	SOLICITATION PROCEDURE					
420.53	EXTENT COMPETED					
420.54	EVALUATED PREFERENCE					
420.55	EPA DESIGNATED PRODUCT					
420.6	CODE INDEX	@	[]	%	\$	
420.7	BUDGET DISTRIBUTION CODES	@	[]	%	\$	
420.8	SOURCE CODE	@	[]	%	\$	
420.9	INTERMEDIATE PRODUCT	@	[]	%	\$	
420.92	PRCU IFCAP/FMS CONVERSION					
420.96	IFCAP/FMS OBLIGATION RECONCILIATION REPORT					
420.97	IFCAP/FMS FCP RECONCILIATION MESSAGE					
420.98	IFCAP/FMS FCP RECONCILIATION REPORT					
420.99	IFCAP TEMP FCP SNAPSHOT					
420.9999	PRCD SD STANDARD FOR COPYING					
421	FUND DISTRIBUTION	@	[]	%	\$	
421.1	MULTIPLE DISTRIBUTION	@	[]	%	\$	
421.2	CALM/LOG TRANSMISSION RECORD	@	[]	%	\$	
421.3	CALM ERROR MESSAGES	@	[]	%	\$	
421.4	FISCAL LOCK	@	[]	%	\$	
421.5	INVOICE TRACKING	@	[]	%	\$	
421.6	FUND DISTRIBUTION (TEMP TRANS)	@	[]	%	\$	
421.7	INVOICE DLN COUNTER	@	[]	%	\$	

File #	File Name	Access				
		DD	RD	WR	DEL	LAY GO
421.8	FISCAL STACKED DOCUMENTS	@	[]		%	\$
421.9	INVOICE PARTIAL COUNTER					
422	CALM/LOG TEMPLATE MAPS	@	[]		%	\$
422.2	COUNTER	@	[]		%	\$
423	CALM/LOG CODE SHEET	@	[]		%	\$
423.4	ISMS REASON CODES	@	@	^	^	^
423.5	PRC IFCAP MESSAGE ROUTER	@	[]		%	\$
423.6	ISMS/FMS TRANS	@	[]		%	\$
423.9	CALM/LOG BATCH TYPE	@	[]		%	\$
424	1358 DAILY RECORD	@	[]		%	\$
424.1	1358 AUTHORIZATION DETAIL	@	[]		%	\$
440	VENDOR	@	[]		@	
440.2	DIRECT DELIVERY PATIENTS	@	[]		#	
440.3	VENDOR EDIT					
440.5	PURCHASE CARD INFORMATION FILE	@	@	@	@	@
440.6	PURCHASE CARD ORDER RECONCILE	@	@	@	@	@
440.7	MONTHLY ACCRUAL	@	@	@	@	@
440.8	PRCH AFC CHARGE TRANSMISSION LOG	@	@	@	@	@
441	ITEM MASTER	@	[]		#	\$
441.2	FEDERAL SUPPLY CLASSIFICATION	@	@	@	@	@
441.3	FSC GROUP TITLES	@	@	@	@	@
441.4	DLA/LOG CODES	@	@	@	@	@
441.6	TYPE OF REQUISITION AMENDMENT					
441.7	AMENDMENTS TO DELIVERY SCHEDULES					
442	PROCUREMENT & ACCOUNTING TRANSACTIONS	@	[]		%	\$
442.2	TYPE OF AMENDMENT	@	@	@	@	@
442.3	PURCHASE ORDER STATUS	@	@	@	@	@
442.4	PURCHASE AUTHORITY	@	[]		%	\$
442.5	PAT TYPE	@	@	@	@	@
442.6	PAT NUMBER	@	[]		%	\$
442.7	ADMINISTRATIVE CERTIFICATIONS	@	[]		%	\$
442.8	DELIVERY SCHEDULE (ORDER)					
442.9	ELEC RECEIVING REPORT BATCH	@	@	@	@	@
443	REQUEST WORKSHEET	@	@	@	@	@

File #	File Name	Access				
		DD	RD	WR	DEL	LAY GO
443.1	IFCAP PURGEMASTER WORKLIST					
443.2	IFCAP PURGE PARAMETERS					
443.3	IFCAP PURGE INPROCESS					
443.4	TYPE OF SPECIAL HANDLING					
443.5	PO/REQUEST/R.R. PRINT LOG	@	@	@	@	@
443.6	AMENDMENTS	@	@	@	@	@
443.75	EDI SENDER	@	@	@	@	@
443.76	EDI ERROR CODES	@	@	@	@	@
443.8	LOCAL PROCUREMENT REASON CODES	@	@	@	@	@
443.9	IFCAP PENDING ARCHIVE					
444	REQUEST FOR QUOTATION	@	[]	%	\$	
444.1	RFQ VENDOR	@	[]	%	\$	
444.2	SIC CODE	@	[]	%	\$	
444.21	SIC CODE GROUPS	@	@	@	@	@
444.3	RFQ COUNTER	@	@	@	@	@
444.4	RFQ EDITING PREFERENCE	@	[]	@	@	
445	GENERIC INVENTORY	@		@	@	@
445.1	INVENTORY BALANCES	@		@	@	@
445.2	INVENTORY TRANSACTION	@		@	@	@
445.3	INTERNAL DISTRIBUTION ORDER/ADJ	@		@	@	@
445.4	STORAGE LOCATION	@		@	@	@
445.5	AUTOMATED SUPPLY STATIONS	@	@	@	@	@
445.6	GROUP CATEGORY	@		@	@	@
445.7	CASE CARTS	@		@	@	@
445.8	INSTRUMENT KITS	@		@	@	@
446	DISTRIBUTION/USAGE HISTORY	@		@	@	@
446.1	INVENTORY DISTRIBUTED PATIENT SUPPLIES	@		@	@	@
446.4	BARCODE PROGRAM	@		@	@	@
446.5	CUSTOM LABEL	@	@	@	@	@
446.6	SPECIALTY COMMANDS	@		@	@	@
446.7	CLRS REPORT STORAGE	@	@	@	@	@
447	INVENTORY LOCK MANAGEMENT	@		@	@	@
447.1	AUTOMATED SUPPLY STATION PROCESSING QUEUE	@	@	@	@	@

5.6 Print Templates

5.6.1 Alphabetical Order

Table 5.12. Print Templates (Alphabetical Order)

PRINT TEMPLATE NAME	FILE NUMBER
PRC 1358 SEPARATION VIOL	410
PRC SD PRINT	420.13
PRC SD PRINT	420.131
PRC SD PRINT	420.132
PRC SD PRINT	420.133
PRC SD PRINT	420.134
PRC SD PRINT	420.135
PRC SD PRINT	420.136
PRC SD PRINT	420.137
PRC SD PRINT	420.138
PRC SD PRINT	420.15
PRC SD PRINT	420.16
PRC SD PRINT	420.17
PRC SD PRINT	420.1999
PRC SD PRINT	420.9999
PRCB 285 1ST QTR	421
PRCB 285 2ND QTR	421
PRCB 285 3RD QTR	421
PRCB 285 4TH QTR	421
PRCB 285 APR-SEP	421
PRCB 285 FISCAL YEAR	421
PRCB 285 OCT-MAR	421
PRCB 285 SUMMARY	421
PRCB APPROP SUM DETAIL	421
PRCB APPROP SUM TOTAL	421
PRCB CC LISTING	420.1
PRCB CC LISTING W/SUBACCT	420.1
PRCB CPF ACC ELEMENT	420
PRCB DISPLAY APP SUM DETAIL	421
PRCB FCP DISPLAY	421
PRCB FCP LIST	421

PRINT TEMPLATE NAME	FILE NUMBER
PRCB FCP LIST OF MGR/USER	420
PRCB FCP PO STATUS	442
PRCB FCP SUB-ACCOUNTS	420
PRCB FTEE SUMMARY	421
PRCB MANAGER/USER LIST	420
PRCB READER DISP	421.6
PRCB SUBACCOUNT LIST	420.2
PRCB SUBACCT LISTING	420.2
PRCB TDA DISPLAY	421
PRCB TDA LIST	421
PRCB TEMP REVIEW	421.1
PRCB TRANS RANGE	421
PRCB TRANS RANGE DISPLAY	421
PRCB TRANS RANGE LIST	421
PRCD FUND	420.14
PRCD FUND/APPROPRIATION	420.3
PRCD LIST	420.19
PRCD PRINT	420.18
PRCE 1358 EOM LISTING	442
PRCE DAILY RECORD EDIT	424.1
PRCF CI DISCOUNT DUE PRINT	421.5
PRCF CI NET DUE DATE PRINT	421.5
PRCF FMS ADJUSTMENTS	420.98
PRCF FMS ADJUSTMENTS	420.99
PRCFA 1358 EOM REPORT	442
PRCFA BACKGROUND TRANSMIT	423
PRCFA BATCH LISTING HEADER	423
PRCFA BATCH LISTING TRAILER	423
PRCFA BTCH HEADER	423
PRCFA BTCH TRANSMIT	423
PRCFA CALM HEADER	423
PRCFA CALM TRANSMIT	423
PRCFA ERROR LIST	423
PRCFA REC RPT TRANS LIST	442.9
PRCFA RECEIVING REPORT LIST	442.9
PRCFA REPRINT HEADER	423

PRINT TEMPLATE NAME	FILE NUMBER
PRCFA REPRINT TRAILER	423
PRCFA RR INQUIRY LISTING	421.2
PRCFA STATUS OF PAT	442
PRCFA UNDEL ORD	442
PRCFD DUE IN FISCAL PRINT	421.5
PRCFOOR4	420.96
PRCFOOR4X	420.96
PRCFUO	442
PRCFUOMS	442
PRCH AO AUDIT	440.6
PRCH BOC PRINT	440.6
PRCH CARD INFO	440.5
PRCH CARD PRINT	442
PRCH DEL HEADER	442
PRCH DEL. REC1	440.6
PRCH DEL. RECPRT	440.6
PRCH FINAL CHARGE	440.6
PRCH FISCAL PRINT	442
PRCH FPDS <25K HEADER	442
PRCH FPDS <25K PRINT	442
PRCH FPDS CONTRACT # HEADER	442
PRCH FPDS CONTRACT # PRINT	442
PRCH FPDS LI PRINT	442
PRCH FPDS PO REG	442
PRCH FPDS PO REG PRINT	442
PRCH IMP POREG	442
PRCH IMPAC	440.5
PRCH ITEM TXHIST	442
PRCH ITEM TXHIST-HDR	442
PRCH OBLIGATED1358 LIST	442
PRCH OUTSTAND HDR	443
PRCH OVERAGE	442
PRCH P/C ORACLE	440.6
PRCH PC AUDIT	440.6
PRCH PO REGISTER	442
PRCH PO STATUS	442

PRINT TEMPLATE NAME	FILE NUMBER
PRCH RECONCILE PRINT	440.6
PRCH REQUEST LIST	443
PRCH REQUEST SVC	443
PRCH REQUESTING SRVC	410
PRCH REQUESTING SVC	410
PRCH TOT AMT	442
PRCH TOT AMT DAILY	442
PRCH UNPOSTED DIETETIC PRINT	442
PRCH W/O FPDS	442
PRCH WAREHOUSE STATS	442
PRCH WORKLOAD	442
PRCHDEL	442
PRCHITCAT	441
PRCHLO410-04_VALIDATE	410
PRCHLO410_HDR_VALIDATE	410
PRCHLO421-5_CERTIFYING_SVC_VAL	421.5
PRCHLO421-5_FMS_LINE_VALIDATE	421.5
PRCHLO421-5_HDR_VALIDATE	421.5
PRCHLO421-5_PROMPT_PAY_VAL	421.5
PRCHLO424-1_VALIDATE	424.1
PRCHLO424_VALIDATE	424
PRCHLO442_2237_VALIDATE	442
PRCHLO442_AMENDMENT_VALIDATE	442
PRCHLO442_AMEND_CHG_VALIDATE	442
PRCHLO442_AMEND_DESCR1ST_VALID	442
PRCHLO442_BOC_VALIDATE	442
PRCHLO442_BREAKOUT_C_VALIDATE	442
PRCHLO442_COMMENTS1ST_VALIDATE	442
PRCHLO442_DISCOUNT_VALIDATE	442
PRCHLO442_HDR_VALIDATE	442
PRCHLO442_ITEM_DESC1ST_VALID	442
PRCHLO442_ITEM_INVPT_VALIDATE	442
PRCHLO442_ITEM_RECV_VALIDATE	442
PRCHLO442_LINEITEM_VALIDATE	442
PRCHLO442_OBLIG_VALIDATE	442
PRCHLO442_PARTIAL_VALIDATE	442

PRINT TEMPLATE NAME	FILE NUMBER
PRCHLO442_PO_AMT_VALIDATE	442
PRCHLO442_PROMPT_PAY_VALIDATE	442
PRCHLO442_PURCH_METH_VALIDATE	442
PRCHLO442_REMARKS_1ST_VALIDATE	442
PRCHOUT RR NOT PROC.BY FISCAL	442
PRCHQ RFQ FULL	444
PRCHQ RFQ MESSAGES 2	444
PRCHQ RFQ SYNOPSIS	444
PRCHQ UNAWARDED	444
PRCP POSTED DIETETIC PRINT	445.2
PRCP REPORT:COMPREHENSIVE	445
PRCP REPORT:DUEIN	445
PRCP REPORT:EMERGENCY	445
PRCP REPORT:LAST SOURCE	445
PRCP REPORT:NSN	445
PRCP REPORT:POSTED STOCK	445
PRCS APPROVE REQUEST	410
PRCS CP ITEMHIST	410
PRCS CP ITEMHIST-HDR	410
PRCS REQUESTS FOR APPROVAL	410
PRCS1358 DAILY RECORD BALANCE	424
PRCS1358 DAILY RECORD W COMM	424
PRCS1358 FORM PRINT	442
PRCS1358 OPEN DAILY RECORDS	424
PRCSCOM	410
PRCSCOQR	410
PRCSCT	410
PRCSCSCP	410
PRCSCTR	410
PRCSEXCE	417.1
PRCSFACPT	410
PRCSMDS	410
PRCSOAR	410
PRCSOTR	410
PRCSOTR1	410
PRCSPROJ	410

PRINT TEMPLATE NAME	FILE NUMBER
PRCSSA	410
PRCSSBCPT	410
PRCSSBCPT1	410
PRCSTEMPT	410
PRCSTOR	410
PRCT DATA UPLOAD STATUS	446.4
PRCV DYNAMED RIL'S NEED ACTION	414.02
PRCV ITEM DISPLAY	441
PRCXA	420

5.6.2 File Number Order

Table 5.13 Print Templates (File Number Order)

PRINT TEMPLATE NAME	FILE NUMBER
PRC 1358 SEPARATION VIOL	410
PRCH REQUESTING SRVC	410
PRCH REQUESTING SVC	410
PRCHLO410-04_VALIDATE	410
PRCHLO410_HDR_VALIDATE	410
PRCHLO421-5_CERTIFYING_SVC_VAL	421.5
PRCS APPROVE REQUEST	410
PRCS CP ITEMHIST	410
PRCS CP ITEMHIST-HDR	410
PRCS REQUESTS FOR APPROVAL	410
PRCSCOM	410
PRCSCPOQR	410
PRCSCPT	410
PRCSCSCP	410
PRCSCTR	410
PRCSFACPT	410
PRCSMDS	410
PRCSOAR	410
PRCSOTR	410
PRCSOTR1	410
PRCSPROJ	410

PRINT TEMPLATE NAME	FILE NUMBER
PRCSSA	410
PRCSSBCPT	410
PRCSSBCPT1	410
PRCSTEMPT	410
PRCSTOR	410
PRCV DYNAMED RIL'S NEED ACTION	414.02
PRCSEXCE	417.1
PRCB CPF ACC ELEMENT	420
PRCB FCP LIST OF MGR/USER	420
PRCB FCP SUB-ACCOUNTS	420
PRCB MANAGER/USER LIST	420
PRCXA	420
PRCB CC LISTING	420.1
PRCB CC LISTING W/SUBACCT	420.1
PRC SD PRINT	420.13
PRC SD PRINT	420.131
PRC SD PRINT	420.132
PRC SD PRINT	420.133
PRC SD PRINT	420.134
PRC SD PRINT	420.135
PRC SD PRINT	420.136
PRC SD PRINT	420.137
PRC SD PRINT	420.138
PRCD FUND	420.14
PRC SD PRINT	420.15
PRC SD PRINT	420.16
PRC SD PRINT	420.17
PRCD PRINT	420.18
PRCD LIST	420.19
PRC SD PRINT	420.1999
PRCB SUBACCOUNT LIST	420.2
PRCB SUBACCT LISTING	420.2
PRCD FUND/APPROPRIATION	420.3
PRCFOOR4	420.96
PRCFOOR4X	420.96
PRCF FMS ADJUSTMENTS	420.98

PRINT TEMPLATE NAME	FILE NUMBER
PRCF FMS ADJUSTMENTS	420.99
PRC SD PRINT	420.9999
PRCB 285 1ST QTR	421
PRCB 285 2ND QTR	421
PRCB 285 3RD QTR	421
PRCB 285 4TH QTR	421
PRCB 285 APR-SEP	421
PRCB 285 FISCAL YEAR	421
PRCB 285 OCT-MAR	421
PRCB 285 SUMMARY	421
PRCB APPROP SUM DETAIL	421
PRCB APPROP SUM TOTAL	421
PRCB DISPLAY APP SUM DETAIL	421
PRCB FCP DISPLAY	421
PRCB FCP LIST	421
PRCB FTEE SUMMARY	421
PRCB TDA DISPLAY	421
PRCB TDA LIST	421
PRCB TRANS RANGE	421
PRCB TRANS RANGE DISPLAY	421
PRCB TRANS RANGE LIST	421
PRCB TEMP REVIEW	421.1
PRCFA RR INQUIRY LISTING	421.2
PRCF CI DISCOUNT DUE PRINT	421.5
PRCF CI NET DUE DATE PRINT	421.5
PRCFD DUE IN FISCAL PRINT	421.5
PRCHLO421-5_CERTIFYING_SVC_VAL	421.5
PRCHLO421-5_FMS_LINE_VALIDATE	421.5
PRCHLO421-5_HDR_VALIDATE	421.5
PRCHLO421-5_PROMPT_PAY_VAL	421.5
PRCB READER DISP	421.6
PRCFA BACKGROUND TRANSMIT	423
PRCFA BATCH LISTING HEADER	423
PRCFA BATCH LISTING TRAILER	423
PRCFA BTCH HEADER	423
PRCFA BTCH TRANSMIT	423

PRINT TEMPLATE NAME	FILE NUMBER
PRCFA CALM HEADER	423
PRCFA CALM TRANSMIT	423
PRCFA ERROR LIST	423
PRCFA REPRINT HEADER	423
PRCFA REPRINT TRAILER	423
PRCHLO424_VALIDATE	424
PRCS1358 DAILY RECORD BALANCE	424
PRCS1358 DAILY RECORD W COMM	424
PRCS1358 OPEN DAILY RECORDS	424
PRCE DAILY RECORD EDIT	424.1
PRCHLO424-1_VALIDATE	424.1
PRCH CARD INFO	440.5
PRCH IMPAC	440.5
PRCH AO AUDIT	440.6
PRCH BOC PRINT	440.6
PRCH DEL. REC1	440.6
PRCH DEL. RECPRT	440.6
PRCH FINAL CHARGE	440.6
PRCH P/C ORACLE	440.6
PRCH PC AUDIT	440.6
PRCH RECONCILE PRINT	440.6
PRCHITCAT	441
PRCV ITEM DISPLAY	441
PRCB FCP PO STATUS	442
PRCE 1358 EOM LISTING	442
PRCFA 1358 EOM REPORT	442
PRCFA STATUS OF PAT	442
PRCFA UNDEL ORD	442
PRCFUO	442
PRCFUOMS	442
PRCH CARD PRINT	442
PRCH DEL HEADER	442
PRCH FISCAL PRINT	442
PRCH FPDS <25K HEADER	442
PRCH FPDS <25K PRINT	442
PRCH FPDS CONTRACT # HEADER	442

PRINT TEMPLATE NAME	FILE NUMBER
PRCH FPDS CONTRACT # PRINT	442
PRCH FPDS LI PRINT	442
PRCH FPDS PO REG	442
PRCH FPDS PO REG PRINT	442
PRCH IMP POREG	442
PRCH ITEM TXHIST	442
PRCH ITEM TXHIST-HDR	442
PRCH OBLIGATED1358 LIST	442
PRCH OVERAGE	442
PRCH PO REGISTER	442
PRCH PO STATUS	442
PRCH TOT AMT	442
PRCH TOT AMT DAILY	442
PRCH UNPOSTED DIETETIC PRINT	442
PRCH W/O FPDS	442
PRCH WAREHOUSE STATS	442
PRCH WORKLOAD	442
PRCHDEL	442
PRCHLO442_2237_VALIDATE	442
PRCHLO442_AMENDMENT_VALIDATE	442
PRCHLO442_AMEND_CHG_VALIDATE	442
PRCHLO442_AMEND_DESCR1ST_VALID	442
PRCHLO442_BOC_VALIDATE	442
PRCHLO442_BREAKOUT_C_VALIDATE	442
PRCHLO442_COMMENTS1ST_VALIDATE	442
PRCHLO442_DISCOUNT_VALIDATE	442
PRCHLO442_HDR_VALIDATE	442
PRCHLO442_ITEM_DESC1ST_VALID	442
PRCHLO442_ITEM_INVPT_VALIDATE	442
PRCHLO442_ITEM_RECV_VALIDATE	442
PRCHLO442_LINEITEM_VALIDATE	442
PRCHLO442_OBLIG_VALIDATE	442
PRCHLO442_PARTIAL_VALIDATE	442
PRCHLO442_PO_AMT_VALIDATE	442
PRCHLO442_PROMPT_PAY_VALIDATE	442
PRCHLO442_PURCH_METH_VALIDATE	442

PRINT TEMPLATE NAME	FILE NUMBER
PRCHLO442_REMARKS_1ST_VALIDATE	442
PRCHOUT RR NOT PROC.BY FISCAL	442
PRCS1358 FORM PRINT	442
PRCFA REC RPT TRANS LIST	442.9
PRCFA RECEIVING REPORT LIST	442.9
PRCH OUTSTAND HDR	443
PRCH REQUEST LIST	443
PRCH REQUEST SVC	443
PRCHQ RFQ FULL	444
PRCHQ RFQ MESSAGES 2	444
PRCHQ RFQ SYNOPSIS	444
PRCHQ UNAWARDED	444
PRCP REPORT:COMPREHENSIVE	445
PRCP REPORT:DUEIN	445
PRCP REPORT:EMERGENCY	445
PRCP REPORT:LAST SOURCE	445
PRCP REPORT:NSN	445
PRCP REPORT:POSTED STOCK	445
PRCP POSTED DIETETIC PRINT	445.2
PRCT DATA UPLOAD STATUS	446.4

5.7 Sort Templates

5.7.1 Alphabetical Order

Table 5.14 Sort Templates (Alphabetical Order)

SORT TEMPLATE NAME	FILE NUMBER
PRC SEPARATION VIOLATE	410
PRCB BY APP/FCP	421
PRCB BY APPROP/TDA	421
PRCB BY REL LIST/FCP/TRANS	421
PRCB BY SEARCH/FCP/TRANS	421
PRCB BY TRANS/TDA	421
PRCB BY TRANSACTION NUMBER	421

SORT TEMPLATE NAME	FILE NUMBER
PRCB FCP LIST OF MGR/USER	420
PRCB FCP PO STATUS	442
PRCB FCP SUB-ACCOUNT LIST	420
PRCB SORT BY 285/TRANS/TDA	421
PRCB SORT BY SIFY/TDA	421
PRCD BY FUND,DOC TYPE,DATA ELE	420.18
PRCEC OPN1358	424
PRCF CI DISCOUNT DUE SORT	421.5
PRCF CI NET DUE DATE SORT	421.5
PRCF CI OUT SORT	421.5
PRCF FMS ADJUSTMENTS	420.98
PRCF FMS ADJUSTMENTS	420.99
PRCFA 1358 EOM REPORT	442
PRCFA BATCH PRINT SORT	423
PRCFA BATCH REPRINT SORT	423
PRCFA BATCH TRANSMIT SORT	423
PRCFA ERROR LIST	423
PRCFA REC RPT TRANS LIST	442.9
PRCFA RECEIVING REPORT LIST	442.9
PRCFA REPRINT ERROR LIST	423
PRCFA RR INQUIRY LISTING	421.2
PRCFA STATUS OF PAT	442
PRCFA UNDEL ORD	442
PRCFOOR4	420.96
PRCFUO	442
PRCFUO MAN	442
PRCFUOMS	442
PRCH AO AUDIT REPORT	440.6
PRCH BOC SORT	440.6
PRCH CO AO AUDIT	440.6
PRCH CREDIT SORT	442
PRCH DEL. REC	440.6
PRCH DEL. RECSORT	440.6
PRCH FINAL CHARGE1	440.6
PRCH FISCAL PRNT TIME	442
PRCH FPDS <25K	442

SORT TEMPLATE NAME	FILE NUMBER
PRCH FPDS CONTRACT #	442
PRCH FPDS LI	442
PRCH FPDS PO REG	442
PRCH IMP POREG	442
PRCH IMPAC SORT	440.5
PRCH INCOMPLETE PO BY PA	442
PRCH ITEM TXHIST	442
PRCH OBLIGATED 1358 LIST	442
PRCH OUTSTANDING REQUEST/PA	443
PRCH OVERAGE	442
PRCH P/C ORACLE SORT	440.6
PRCH PO REGISTER	442
PRCH POREG	442
PRCH REQ POREG	442
PRCH REQUESTING SVC	410
PRCH UNPOSTED DIETETIC SORT	442
PRCH W/O FPDS	442
PRCH WORKLOAD1	442
PRCHDEL	442
PRCHITFCP	441
PRCHOUT PA STATS	442
PRCHOUT PA STATS DAILY	442
PRCHOUT RR NOT PROC.BY FISCAL	442
PRCHOUT WAREHOUSE STATS	442
PRCHQ RFQ MESSAGE SORT	444
PRCP POSTED DIETETIC SORT	445.2
PRCP SORT:GROUP	445
PRCP SORT:NSN	445
PRCS CP ITEMHIST	410
PRCS1358 BALANCES	424
PRCS1358 OPEN DAILY RECORDS	424
PRCSASRT	410
PRCSFACPT	410
PRCT DATA UPLOAD STATUS	446.4
PRCV DYNAMED RIL'S NEED ACTION	414.02
PRCXA	420

5.7.2 File Number Order

Table 5.15. Sort Templates (File Number Order)

SORT TEMPLATE NAME	FILE NUMBER
PRC SEPARATION VIOLATE	410
PRCH REQUESTING SVC	410
PRCS CP ITEMHIST	410
PRCSASRT	410
PRCSFACPT	410
PRCV DYNAMED RIL'S NEED ACTION	414.02
PRCB FCP LIST OF MGR/USER	420
PRCB FCP SUB-ACCOUNT LIST	420
PRCXA	420
PRCD BY FUND,DOC TYPE,DATA ELE	420.18
PRCFOOR4	420.96
PRCF FMS ADJUSTMENTS	420.98
PRCF FMS ADJUSTMENTS	420.99
PRCB BY APP/FCP	421
PRCB BY APPROP/TDA	421
PRCB BY REL LIST/FCP/TRANS	421
PRCB BY SEARCH/FCP/TRANS	421
PRCB BY TRANS/TDA	421
PRCB BY TRANSACTION NUMBER	421
PRCB SORT BY 285/TRANS/TDA	421
PRCB SORT BY SIFY/TDA	421
PRCFA RR INQUIRY LISTING	421.2
PRCF CI DISCOUNT DUE SORT	421.5
PRCF CI NET DUE DATE SORT	421.5
PRCF CI OUT SORT	421.5
PRCFA BATCH PRINT SORT	423
PRCFA BATCH REPRINT SORT	423
PRCFA BATCH TRANSMIT SORT	423
PRCFA ERROR LIST	423
PRCFA REPRINT ERROR LIST	423
PRCEC OPN1358	424

SORT TEMPLATE NAME	FILE NUMBER
PRCS1358 BALANCES	424
PRCS1358 OPEN DAILY RECORDS	424
PRCH IMPAC SORT	440.5
PRCH AO AUDIT REPORT	440.6
PRCH BOC SORT	440.6
PRCH CO AO AUDIT	440.6
PRCH DEL. REC	440.6
PRCH DEL. RECSORT	440.6
PRCH FINAL CHARGE1	440.6
PRCH P/C ORACLE SORT	440.6
PRCHITFCP	441
PRCB FCP PO STATUS	442
PRCFA 1358 EOM REPORT	442
PRCFA STATUS OF PAT	442
PRCFA UNDEL ORD	442
PRCFUO	442
PRCFUO MAN	442
PRCFUOMS	442
PRCH CREDIT SORT	442
PRCH FISCAL PRNT TIME	442
PRCH FPDS <25K	442
PRCH FPDS CONTRACT #	442
PRCH FPDS LI	442
PRCH FPDS PO REG	442
PRCH IMP POREG	442
PRCH INCOMPLETE PO BY PA	442
PRCH ITEM TXHIST	442
PRCH OBLIGATED 1358 LIST	442
PRCH OVERAGE	442
PRCH PO REGISTER	442
PRCH POREG	442
PRCH REQ POREG	442
PRCH UNPOSTED DIETETIC SORT	442
PRCH W/O FPDS	442
PRCH WORKLOAD1	442
PRCHDEL	442

SORT TEMPLATE NAME	FILE NUMBER
PRCHOUT PA STATS	442
PRCHOUT PA STATS DAILY	442
PRCHOUT RR NOT PROC.BY FISCAL	442
PRCHOUT WAREHOUSE STATS	442
PRCFA REC RPT TRANS LIST	442.9
PRCFA RECEIVING REPORT LIST	442.9
PRCH OUTSTANDING REQUEST/PA	443
PRCHQ RFQ MESSAGE SORT	444
PRCP SORT:GROUP	445
PRCP SORT:NSN	445
PRCP POSTED DIETETIC SORT	445.2
PRCT DATA UPLOAD STATUS	446.4

5.8 Input Templates

5.8.1 Alphabetic Order

Table 5.16. Input Templates (Alphabetical Order)

INPUT TEMPLATE NAME	FILE NUMBER
PRCB 285 CATEGORY EDIT	420.7
PRCB ENTER TRANS	421.1
PRCB FMS VENDOR EDIT	421.6
PRCB NEW TRANSACTION	421
PRCB RD2-285 ALL	421
PRCB READER FILE EDIT	421.6
PRCB STATUS FUNDS	420
PRCB VENDOR EDIT	421.6
PRCD SUBSTATION	411
PRCE 1358 ADJUSTMENT	410
PRCE NEW 1358	410
PRCE NEW 1358S	410
PRCF CI BORROWER	421.5
PRCF CI CHECK-IN	421.5
PRCF CI FMS ACCOUNTING	421.5

INPUT TEMPLATE NAME	FILE NUMBER
PRCF CI VOUCHER AUDIT	421.5
PRCF FMS VENEDIT1	440
PRCF FMS VENEDIT1B	440
PRCF FMS VENEDIT2	440
PRCF FMS VENEDIT2B	440
PRCF SUB EDIT	441
PRCFA TT900.00	423
PRCFA TT920.00	423
PRCFA TT920.04	423
PRCFA TT920.41	423
PRCFA TT921.00	423
PRCFA TT921.20	423
PRCFA TT921.21	423
PRCFA TT921.26	423
PRCFA TT921.30	423
PRCFA TT921.31	423
PRCFA TT921.39	423
PRCFA TT921.41	423
PRCFA TT921.51	423
PRCFA TT921.53	423
PRCFA TT921.60	423
PRCFA TT921.71	423
PRCFA TT921.72	423
PRCFA TT921.91	423
PRCFA TT921.93	423
PRCFA TT921.94	423
PRCFA TT922.00	423
PRCFA TT922.01	423
PRCFA TT922.10	423
PRCFA TT922.21	423
PRCFA TT922.99	423
PRCFA TT923.01	423
PRCFA TT923.07	423
PRCFA TT924.00	423
PRCFA TT924.41	423
PRCFA TT925.01	423

INPUT TEMPLATE NAME	FILE NUMBER
PRCFA TT925.30	423
PRCFA TT928.01	423
PRCFA TT929.00	423
PRCFA TT929.30	423
PRCFA TT930.00	423
PRCFA TT930.21	423
PRCFA TT934.20	423
PRCFA TT938.00	423
PRCFA TT938.01	423
PRCFA TT938.07	423
PRCFA TT938.08	423
PRCFA TT938.09	423
PRCFA TT938.10	423
PRCFA TT938.21	423
PRCFA TT938.28	423
PRCFA TT938.30	423
PRCFA TT938.32	423
PRCFA TT938.41	423
PRCFA TT938.54	423
PRCFA TT938.55	423
PRCFA TT939.00	423
PRCFA TT939.10	423
PRCFA TT939.12	423
PRCFA TT939.43	423
PRCFA TT939.45	423
PRCFA TT941.00	423
PRCFA TT941.02	423
PRCFA TT942.31	423
PRCFA TT942.38	423
PRCFA TT944.01	423
PRCFA TT945.03	423
PRCFA TT945.04	423
PRCFA TT945.05	423
PRCFA TT946.00	423
PRCFA TT946.21	423
PRCFA TT951.00	423

INPUT TEMPLATE NAME	FILE NUMBER
PRCFA TT951.11	423
PRCFA TT951.21	423
PRCFA TT951.31	423
PRCFA TT951.51	423
PRCFA TT951.61	423
PRCFA TT952.01	423
PRCFA TT959.01	423
PRCFA TT960.00	423
PRCFA TT960.01	423
PRCFA TT961.00	423
PRCFA TT961.26	423
PRCFA TT961.71	423
PRCFA TT970.01	423
PRCFA TT970.02	423
PRCFA TT970.05	423
PRCFA TT970.06	423
PRCFA TT970.12	423
PRCFA TT970.20	423
PRCFA TT972.01	423
PRCFA TT972.04	423
PRCFA TT972.05	423
PRCFA TT972.06	423
PRCFA TT972.07	423
PRCFA TT972.11	423
PRCFA TT972.13	423
PRCFA TT972.14	423
PRCFA TT972.15	423
PRCFA TT972.16	423
PRCFA TT972.21	423
PRCFA TT972.51	423
PRCFA TT972.71	423
PRCFA TT973.00	423
PRCFA TT973.10	423
PRCFA TT973.11	423
PRCFA TT973.20	423
PRCFA TT973.30	423

INPUT TEMPLATE NAME	FILE NUMBER
PRCFA TT973.81	423
PRCFA TT974.00	423
PRCFA TT974.01	423
PRCFA TT974.21	423
PRCFA TT982.00	423
PRCFA TT983.00	423
PRCFA TT984.00	423
PRCFA TT986.00	423
PRCFA TT994.00	423
PRCFA TT994.01	423
PRCFA TT994.90	423
PRCFA TT998.01	423
PRCFACALM	440
PRCFACALM	440.3
PRCFACEDIT	423
PRCG PURGEMASTER SITE EDIT	443.2
PRCH DELIVERY ORDER	442
PRCH DELIVERY ORDER AMEND	443.6
PRCH DETAILED PURCHASE CARD	442
PRCH DIRECT DELIVERY ORDER	442
PRCH NEW DEL FPDS	442
PRCH NEW PC FPDS	442
PRCH NEW PO FPDS	442
PRCH PC DIRECT DELIVERY	442
PRCH PROSTHETIC	442
PRCH PURCHASE CARD	440.5
PRCH PURCHASE CARD AMEND	443.6
PRCH-DEP LOG 401	423
PRCH-REC7 LOG 431/434	423
PRCH2138	442
PRCHAMDESC	443.6
PRCHAMDISCNT	443.6
PRCHAMDISCOUNT	443.6
PRCHAMEND	443.6
PRCHAMENDAV	443.6
PRCHAMENDPRO	443.6

INPUT TEMPLATE NAME	FILE NUMBER
PRCHAMENDPRO EDIT	443.6
PRCHAMIT	443.6
PRCHAMPPP	443.6
PRCHAMT	442
PRCHAMT89	442
PRCHDEL	442
PRCHDISCNT	442
PRCHEDIT	442
PRCHFEDVEN	440
PRCHITEM	441
PRCHL100	423
PRCHL500	423
PRCHL501	423
PRCHL550	423
PRCHL551	423
PRCHL552	423
PRCHL604	423
PRCHL605	423
PRCHL607	423
PRCHL632	423
PRCHL642	423
PRCHL664	423
PRCHL666	423
PRCHL700	423
PRCHL710	423
PRCHL712	423
PRCHLINE	443.6
PRCHMAPP	443.6
PRCHNREQ	442
PRCHPC	443
PRCHPCR	443
PRCHPM DEPT EDIT	420
PRCHPPM	443
PRCHPROMPT	442
PRCHPT	440.2
PRCHPUSH	442

INPUT TEMPLATE NAME	FILE NUMBER
PRCHQ RFQ REQUEST	444
PRCHRQITM	443.6
PRCHSIMP	442
PRCHSITE	411
PRCHSPD	410.3
PRCHVEN	441
PRCHVENDOR	440
PRCHVENDOR1	440
PRCHVENDORNOREACT	440
PRCO EDI VENDOR	440
PRCO EDI VENDOR	440.3
PRCP INVENTORY POINT (NON SS)	445
PRCP INVENTORY POINT (SS)	445
PRCP ITEM ALL FIELDS (NON-SS)	445
PRCP ITEM ALL FIELDS (SS)	445
PRCP LEVELS	445
PRCSCP	420
PRCSEDS	410
PRCSEN1358	410
PRCSEN1358A	410
PRCSEN1358S	410
PRCSEN2237B	410
PRCSEN2237S	410
PRCSENA	410
PRCSENA 1358	410
PRCSENC	410
PRCSENCAD	410
PRCSENCI	410
PRCSENCOD	410
PRCSENCODS	410
PRCSENCT	410
PRCSENE	410
PRCSENIB	410
PRCSENIBS	410
PRCSENMDR	410
PRCSENPR	410

INPUT TEMPLATE NAME	FILE NUMBER
PRCSENPRS	410
PRCSEN&NR	410
PRCSEN&NRS	410
PRCSRI	410.3
PRCT BASIC PARAM	446.5
PRCT DATA ENTER/EDIT/VIEW	446.4
PRCT PARAMETER (CREATOR)	446.4
PRCT PARAMETER (USER)	446.4
PRCT PROGRAM ENTER/EDIT	446.4
PRCT SPECIALTY COMMANDS	446.6

5.8.2 File Number Order

Table 5.17. Input Templates (File Number Order)

FILE NUMBER	INPUT TEMPLATE NAME
410	PRCE 1358 ADJUSTMENT
410	PRCE NEW 1358
410	PRCE NEW 1358S
410	PRCSEDS
410	PRCSEN1358
410	PRCSEN1358A
410	PRCSEN1358S
410	PRCSEN2237B
410	PRCSEN2237S
410	PRCSENA
410	PRCSENA 1358
410	PRCSENC
410	PRCSENCAD
410	PRCSENCI
410	PRCSENCOD
410	PRCSENCODS
410	PRCSENCT
410	PRCSENE
410	PRCSENIB
410	PRCSENIBS

FILE NUMBER	INPUT TEMPLATE NAME
410	PRCSENMDR
410	PRCSENPR
410	PRCSENPRS
410	PRCSENR&NR
410	PRCSENR&NRS
410.3	PRCHSPD
410.3	PRCSRI
411	PRCD SUBSTATION
411	PRCHSITE
420	PRCB STATUS FUNDS
420	PRCHPM DEPT EDIT
420	PRCSCP
420.7	PRCB 285 CATEGORY EDIT
421	PRCB NEW TRANSACTION
421	PRCB RD2-285 ALL
421.1	PRCB ENTER TRANS
421.5	PRCF CI BORROWER
421.5	PRCF CI CHECK-IN
421.5	PRCF CI FMS ACCOUNTING
421.5	PRCF CI VOUCHER AUDIT
421.6	PRCB FMS VENDOR EDIT
421.6	PRCB READER FILE EDIT
421.6	PRCB VENDOR EDIT
423	PRCFA TT900.00
423	PRCFA TT920.00
423	PRCFA TT920.04
423	PRCFA TT920.41
423	PRCFA TT921.00
423	PRCFA TT921.20
423	PRCFA TT921.21
423	PRCFA TT921.26
423	PRCFA TT921.30
423	PRCFA TT921.31
423	PRCFA TT921.39
423	PRCFA TT921.41
423	PRCFA TT921.51

FILE NUMBER	INPUT TEMPLATE NAME
423	PRCFA TT921.53
423	PRCFA TT921.60
423	PRCFA TT921.71
423	PRCFA TT921.72
423	PRCFA TT921.91
423	PRCFA TT921.93
423	PRCFA TT921.94
423	PRCFA TT922.00
423	PRCFA TT922.01
423	PRCFA TT922.10
423	PRCFA TT922.21
423	PRCFA TT922.99
423	PRCFA TT923.01
423	PRCFA TT923.07
423	PRCFA TT924.00
423	PRCFA TT924.41
423	PRCFA TT925.01
423	PRCFA TT925.30
423	PRCFA TT928.01
423	PRCFA TT929.00
423	PRCFA TT929.30
423	PRCFA TT930.00
423	PRCFA TT930.21
423	PRCFA TT934.20
423	PRCFA TT938.00
423	PRCFA TT938.01
423	PRCFA TT938.07
423	PRCFA TT938.08
423	PRCFA TT938.09
423	PRCFA TT938.10
423	PRCFA TT938.21
423	PRCFA TT938.28
423	PRCFA TT938.30
423	PRCFA TT938.32
423	PRCFA TT938.41
423	PRCFA TT938.54

FILE NUMBER	INPUT TEMPLATE NAME
423	PRCFA TT938.55
423	PRCFA TT939.00
423	PRCFA TT939.10
423	PRCFA TT939.12
423	PRCFA TT939.43
423	PRCFA TT939.45
423	PRCFA TT941.00
423	PRCFA TT941.02
423	PRCFA TT942.31
423	PRCFA TT942.38
423	PRCFA TT944.01
423	PRCFA TT945.03
423	PRCFA TT945.04
423	PRCFA TT945.05
423	PRCFA TT946.00
423	PRCFA TT946.21
423	PRCFA TT951.00
423	PRCFA TT951.11
423	PRCFA TT951.21
423	PRCFA TT951.31
423	PRCFA TT951.51
423	PRCFA TT951.61
423	PRCFA TT952.01
423	PRCFA TT959.01
423	PRCFA TT960.00
423	PRCFA TT960.01
423	PRCFA TT961.00
423	PRCFA TT961.26
423	PRCFA TT961.71
423	PRCFA TT970.01
423	PRCFA TT970.02
423	PRCFA TT970.05
423	PRCFA TT970.06
423	PRCFA TT970.12
423	PRCFA TT970.20
423	PRCFA TT972.01

FILE NUMBER	INPUT TEMPLATE NAME
423	PRCFA TT972.04
423	PRCFA TT972.05
423	PRCFA TT972.06
423	PRCFA TT972.07
423	PRCFA TT972.11
423	PRCFA TT972.13
423	PRCFA TT972.14
423	PRCFA TT972.15
423	PRCFA TT972.16
423	PRCFA TT972.21
423	PRCFA TT972.51
423	PRCFA TT972.71
423	PRCFA TT973.00
423	PRCFA TT973.10
423	PRCFA TT973.11
423	PRCFA TT973.20
423	PRCFA TT973.30
423	PRCFA TT973.81
423	PRCFA TT974.00
423	PRCFA TT974.01
423	PRCFA TT974.21
423	PRCFA TT982.00
423	PRCFA TT983.00
423	PRCFA TT984.00
423	PRCFA TT986.00
423	PRCFA TT994.00
423	PRCFA TT994.01
423	PRCFA TT994.90
423	PRCFA TT998.01
423	PRCFACEDIT
423	PRCH-DEP LOG 401
423	PRCHL100
423	PRCHL500
423	PRCHL501
423	PRCHL550
423	PRCHL551

FILE NUMBER	INPUT TEMPLATE NAME
423	PRCHL552
423	PRCHL604
423	PRCHL605
423	PRCHL607
423	PRCHL632
423	PRCHL642
423	PRCHL664
423	PRCHL666
423	PRCHL700
423	PRCHL710
423	PRCHL712
423	PRCH-REC7 LOG 431/434
440	PRCF FMS VENEDIT1
440	PRCF FMS VENEDIT1B
440	PRCF FMS VENEDIT2
440	PRCF FMS VENEDIT2B
440	PRCFACALM
440	PRCHFEDVEN
440	PRCHVENDOR
440	PRCHVENDOR1
440	PRCHVENDORNOREACT
440	PRCO EDI VENDOR
440.2	PRCHPT
440.3	PRCFACALM
440.3	PRCO EDI VENDOR
440.5	PRCH PURCHASE CARD
441	PRCF SUB EDIT
441	PRCHITEM
441	PRCHVEN
442	PRCH DELIVERY ORDER
442	PRCH DETAILED PURCHASE CARD
442	PRCH DIRECT DELIVERY ORDER
442	PRCH NEW DEL FPDS
442	PRCH NEW PC FPDS
442	PRCH NEW PO FPDS
442	PRCH PC DIRECT DELIVERY

FILE NUMBER	INPUT TEMPLATE NAME
442	PRCH PROSTHETIC
442	PRCH2138
442	PRCHAMT
442	PRCHAMT89
442	PRCHDEL
442	PRCHDISCNT
442	PRCHEDIT
442	PRCHNREQ
442	PRCHPROMPT
442	PRCHPUSH
442	PRCHSIMP
443	PRCHPC
443	PRCHPCR
443	PRCHPPM
443.2	PRCG PURGEMASTER SITE EDIT
443.6	PRCH DELIVERY ORDER AMEND
443.6	PRCH PURCHASE CARD AMEND
443.6	PRCHAMDESC
443.6	PRCHAMDISCNT
443.6	PRCHAMDISCOUNT
443.6	PRCHAMEND
443.6	PRCHAMENDAV
443.6	PRCHAMENDPRO
443.6	PRCHAMENDPRO EDIT
443.6	PRCHAMIT
443.6	PRCHAMPPP
443.6	PRCHLINE
443.6	PRCHMAPP
443.6	PRCHRQITM
444	PRCHQ RFQ REQUEST
445	PRCP INVENTORY POINT (NON SS)
445	PRCP INVENTORY POINT (SS)
445	PRCP ITEM ALL FIELDS (NON-SS)
445	PRCP ITEM ALL FIELDS (SS)
445	PRCP LEVELS
446.4	PRCT DATA ENTER/EDIT/VIEW

FILE NUMBER	INPUT TEMPLATE NAME
446.4	PRCT PARAMETER (CREATOR)
446.4	PRCT PARAMETER (USER)
446.4	PRCT PROGRAM ENTER/EDIT
446.5	PRCT BASIC PARAM
446.6	PRCT SPECIALTY COMMANDS

Chapter 6. Exported Options

6.1 Menu Structure and Options Definitions

The following pages display the exported IFCAP V. 5.1 primary menu options with descriptions. There are eight main IFCAP menus, devised to reflect the actual positions at a facility:

- Combined A&MM Menus
- Control Point Official's Menu
- Funds Distribution & Accounting Menu
- Purchase Card Menu
- IFCAP Application Coordinator Menu
- Primary Inventory Point Main Menu
- Secondary Inventory Point Main Menu
- Warehouse— General Inventory/Distribution Menu

6.2 Assigning Menus and Security Keys to Users

Table 6.1 shows the suggested menus and associated security keys for each type of user. Please note these are only suggested menus. Your facility has the ability to create individual menus based on specific needs using Menu Management. The Diagram Menu Options feature of the Kernel package may be used to generate printouts of full menus provided by IFCAP. It is important to work with the IFCAP Application Coordinator in assigning these menus, options and security keys.

Table 6.1. Suggested User Menus and Security Keys

User	Menu Text (seen by user)	Menu Name (used by software)	Associated Security Key(s)
Service Chief or designated Control Point Official	Control Point Official's Menu	PRCSCP OFFICIAL	PRCSCPO
Control Point Clerk	Control Point Clerk's Menu	PRCSCP CLERK	
Requestor (a person who requests goods but doesn't have access to Control Point Records)	Requestor's Menu	PRCSREQUESTOR	

User	Menu Text (seen by user)	Menu Name (used by software)	Associated Security Key(s)
Chief, Personal Property Management or designee/Accountable Officer	Accountable Officer Menu	PRCHUSER PPM	PRCHADVOUCHER PRCHPM CS PURGE CODE SHEETS PRCHPM CS PURGE ALL PRCHPM CS TRANSMIT PRCPW MGRKEY PRCH TRANSACTION COMPLETE PRCPW ADJAPPR
PPM Clerk or other person responsible for creating requisitions and LOG I code sheets	Requisition Clerk Menu	PRCHPM REQUISITION CLK MENU	PRCHADVOUCHER PRCHPM CS PURGE CODE SHEET PRCHPM CS PURGE ALL PRCHPM CS TRANSMIT PRCH TRANSACTION COMPLETE
Chief, Purchasing and Contracting or designee	Purchasing Agent Menu	PRCHUSER PA	PRCHADVOUCHER PRCHASSIGN PRCHIMP PRCHRPT PRCH TRANSACTION COMPLETE
Purchasing Agent	Purchasing Agent Menu	PRCHUSER PA	PRCHADVOUCHER PRCHIMP PRCHRPT PRCH TRANSACTION COMPLETE
Chief, Warehouse or designee	Warehouse Menu	PRCHUSER WAREHOUSE	PRCHRECDEL
Warehouse Worker	Warehouse Menu	PRCHUSER WAREHOUSE	
IFCAP Application Coordinator	Funds Distribution & Accounting Menu	PRCF MASTER	PRCFA SUPERVISOR PRCFA PURGE CODE SHEETS PRCFA TRANSMIT PRCFA VENDOR EDIT
	Combined A&MM Menus	PRCHUSER MASTER	PRCPAQOH PRCPODI

User	Menu Text (seen by user)	Menu Name (used by software)	Associated Security Key(s)
Budget Analyst	Fund Distribution Program Menu	PRCB MASTER	PRCFA SUPERVIOR
Chief, Accounting or designee	Accounting Technician Menu	PRCFA ACCTG TECH	PRCFA SUPERVISOR PRCFA PURGE CODE SHEETS PRCFA TRANSMIT PRCFA VENDOR EDIT PRCHPM CS PURGE CODE SHEETS PRCHPM CS PURGE ALL PRCHPM CS TRANSMIT
Accounting Technician	Accounting Technician Menu	PRCFA ACTTG TECH	PRCHPM CS PURGE CODE SHEETS PRCHPM CS PURGE ALL PRCHPM CS TRANSMIT
	Setup AR selected vendors	PRCO AR VENDOR EDIT	PRCFA VENDOR EDIT
Item File Managers	Item File Edit	PRCPPC ITEM EDIT	PRCHITEM MASTER
Voucher Auditor	Payment /Invoice Tracking Menu	PRCFD PAYMENTS MENU	PRCFA VENDOR EDIT
Inventory Manager or other person in A&MM responsible for Warehouse Inventory	Warehouse Inventory	PRCPW MAIN MENU	PRCP MGRKEY (Manager Only) PRCPW ADJAPPR
Primary (person in Primary Inventory Point responsible for maintaining Inventory)	Primary—General Inventory/Distribution Menu	PRCP MAIN MENU	PRCP MGRKEY (Manager Only)
Secondary (person on the ward/ clinic responsible for maintaining Inventory)	Secondary—General Inventory/Distribution Menu	PRCP2 MAIN MENU	PRCP2 MGRKEY (Manager Only) PRCPSSQOH (selected Managers only)
Service Personnel responsible for performing Inventory	Barcode User	PRCT BARCODE USER	
	Labels	PRCT LABELS	
IRM Service Personnel	Barcode Programmer	PRCT PROGRAMMER	PRCT MGR

User	Menu Text (seen by user)	Menu Name (used by software)	Associated Security Key(s)
Purchase Card User	Purchase Card Menu	PRCH PURCHASE CARD MENU	
Purchase Card Approving Official	Purchase Card Menu	PRCH PURCHASE CARD MENU	
	Approving Official Menu	PRCH APPROVE	PRCH AR
Station Purchase Card Coordinator	Purchase Card Coordinator's Menu	PRCH CARD COORDINATOR MENU	

6.3 Description of Security Keys

Table 6.2 provides a list of security keys. This list of security keys is also found in chapter 3 of the IFCAP V. 5.1 *Package Security Guide* (see <http://www.va.gov/vdl/application.asp?appid=42>).

Table 6.2. Description of Security Keys

KEY	KAT?	DESCRIPTION	LOCKS THESE OPTIONS	
PRCFA PURGE CODE SHEETS		Required to use the purge old code sheets from the system.	(None)	
PRCFA SUPERVISOR	YES	Must be assigned to the Accounting Supervisor.	Purge Transmission Records/Code Sheets	PRC GECS PURGE
			Retransmit Stack File Document	PRC GECS STACK RETRANSMIT
			Enter/Edit Date When SOs become ARs	PRC SO TO AR
			Audit Reports Menu	PRCF AUDIT REPORTS
			Clear Program Lock	PRCFA CLEAR LOCK
			Rebuild a Code Sheet Template	PRCFA REBUILD CODE SHEET MAP
			Stacked Fiscal Documents Menu	PRCFA STACK DOCUMENTS
PRCFA TRANSMIT		Required to be held by any user authorized to release Receiving Report code sheet batches to Austin	Retransmit Code Sheets Batch to Austin	PRCFA RETRANSMIT BATCH
			Transmit Receiving Reports on Transmission List	PRCFA RR TRANSMIT
			Transmit Code Sheets to Austin	PRCFA

KEY	KAT?	DESCRIPTION	LOCKS THESE OPTIONS	
				TRANSMIT CODE SHEETS
PRCFA VENDOR EDIT		PRCFA VENDOR EDIT FMS FIELDS Provides access to edit certain critical fields like the FMS Vendor ID and the Alternate- Address Indicator, which are normally populated by incoming transactions sent by FMS.	Setup AR selected vendors Review VENDOR REQUEST	PRCO AR VENDOR EDIT PRCO VRQ REVIEW
PRCH AR		APPROVE RECONCILED ORDER Locks the Approving Official Menu option.	Approving Official Menu	PRCH APPROVE
PRCH TRANSACTION COMPLETE		All Status Amendment Key Holder will be able to amend a PO or Requisition even if the Status is Transaction Complete.	All Status Amendment to PO All Status Amendment to Req	PRCH ALL STATUS AMEND TO PO PRCH ALL STATUS AMEND TO REQ
PRCHADVOUC HER		Holder can create adjustment vouchers for receiving reports and requisitions. Recommend this key be assigned to the Chief of P & C.	Adjustment Voucher to Receiving Report Adjustment Voucher to Requisition	PRCH ADJUSTMENT VOUCHER PRCHPM REQ ADJ VOUCHER
PRCHASSIGN		Allows holder to assign 2237 request to a specific purchasing agent.	Assign a Request to Purchasing Agent	PRCHPC ASSIGN REQUEST
PRCHIMP		Allows holder access to the main menu for processing Imprest Funds type Purchase Orders.	Imprest Funds Processing Menu	PRCHPC IMPREST FUND MENU
PRCHITEM MASTER		This security key enables a "super user" to edit otherwise restricted fields.	Item File Edit	PRCHPC ITEM EDIT
PRCHPM CS PURGE CODE SHEETS		Allows user to purge LOG, GSA or DLA code sheets from LOG Code Sheet File.	Purge Code Sheets (LOG/GSA/DLA)	PRCHPM CS PURGE
PRCHPM CS PURGE ALL		Allows user to delete all code sheets from the code sheet file,	PRCHPM CS PURGE CODE SHEETS	PRCHPM CS PURGE ALL

KEY	KAT?	DESCRIPTION	LOCKS THESE OPTIONS	
		which have been transmitted to Austin or DLA and which exceed a selectable number of days in age.		
PRCHPM CS TRANSMIT		Allows holder to transmit LOG, GSA or DLA code sheets to Austin or DLA.	Add Code Sheet to Printed Batch (LOG/GSA/DLA) Delete Code Sheet from Printed Batch (LOG/GSA/DLA) Re-transmit Batch to Austin (LOG/GSA/DLA) Transmit Code Sheets to Austin (LOG/GSA/DLA)	PRCHPM CS ADD TO BATCH PRCHPM CS DELETE FROM BATCH PRCHPM CS RE-TRANSMIT BATCH PRCHPM CS TRANSMIT
PRCHRECDEL		Allows holder to delete a Receiving Report for a purchase order	Delete a Receiving Report	PRCHPM PO DEL REC
PRCHRPT		Allows holder to use the reprint menu of the management report menu.	Reprint Menu	PRCHOUT REPRINT
PRCPSSQOH		Allows an authorized secondary inventory point manager to request that the on hand quantities in the inventory point be adjusted to the on hand quantities in the associated supply station	Adjust Quantity to Supply Station Values [PRCP REPLACE ON-HAND INVENTORY]	PRCP2 MANAGER MENU
PRCPODI		Allow holder to change the On-Demand Item flag in Primary and/or Secondary inventory point items	On-Demand Users Enter/Edit [PRCP ON-DEMAND USERS]	PRCHUSER COORDINATO R
PRCP MGRKEY		Unlocks the PRCP MANAGER MENU (Primary Inventory)	Primary Inventory	PRCP MANAGER MENU
PRCP2 MGRKEY		Unlocks the PRCP2 MANAGER MENU (Secondary Inventory)	Secondary Inventory	PRCP2 MANAGER MENU
PRCPAQOH		Restricts the "Let Staff Replace Inventory Quantities" option. This option should only be given to the IFCAP Application Coordinator. <i>Note:</i> This key was apparently added by a patch prior to patch PRC*5.1*83, but was never documented herein.	Let Staff Replace Inventory Quantities	PRCHUSER COORDINATO R
PRCPW ADJAPPR		Locks the Approve Adjustments menu.	Approve Adjustments	PRCPW ADJUST

KEY	KAT?	DESCRIPTION	LOCKS THESE OPTIONS	
				APPROVAL
PRCPW MGRKEY		Unlocks the Warehouse Inventory menu	Warehouse Inventory	PRCPW MANAGER MENU
PRCSCPO		Allows use of Control Point Official options	Approve Requests Enter/Edit Control Point Users Enter FCP Adjustment Data	PRCSAPP PRCSCPU PRCSENA
PRCSOBL		Allows use of Obligation Data option.	Obligation Data NOTE: This option is removed by PRC*5.1*148. The Security Key will be deleted by PRC*5.1*151.	PRCSENOD
PRCT MGR		Restricts the ability to modify barcode programs and parameters that will affect the operation of barcode programs. This key should only be given to IRM Service personnel.	Programmer (Barcode) Menu	PRCT PROGRAMMER (BARCODE)
KAT? refers to field #9.22 in the NEW PERSON file, DELETE KEYS AT TERMINATION?				

6.4 Option List

The list of options, menus, run routines and other artifacts shown in the following tables displays a selected group of fields from the OPTION (#19) file. In the table, the NAME, MENU TEXT and DESCRIPTION fields always appear; other fields are shown only as applicable. These are the fields that may be shown:

NAME (#.01)

ENTRY ACTION (#20) (if any)

MENU TEXT (#1)

EXIT ACTION (#15) (if any)

TYPE (#4)

LOCK (#3) (if any)

ROUTINE (#25) (if any)

DESCRIPTION (#3.5)

For other fields, the FileMan INQUIRE TO FILE ENTRIES option may be used.

Table 6.3. Option List (PRC — PRC SO)

Table 6.32. Option List (PRCP COMPREHENSIVE — PRCP DUEOUT)

Table 6.4. Option List (PRCB — PRCB CPA)

Table 6.33. Option List (PRCP EDIT — PRCP I*)

Table 6.5. Option List (PRCB DELETE — PRCB GENERATE)

Table 6.34. Option List (PRCP KWZ — PRCP PRINT)

Table 6.6. Option List (PRCB MASTER — PRCB YEAR)

Table 6.35. Option List (PRCP PURGE — PRCP SUBSTITUTE)

Table 6.7. Option List (PRCD)

Table 6.36. Option List (PRCP SURGERY — PRCP WHERE)

Table 6.8. Option List (PRCE)

Table 6.37. Option List (PRCP2)

Table 6.9. Option List (PRCF 2237 — PRCF OUTSTANDING)

Table 6.38. Option List (PRCPW)

Chapter 6. Exported Options

Table 6.10. Option List (PRCFA 1358 — PRCFA RETRANSMIT)

Table 6.11. Option List (PRCFA RETURN – PRCFA VENDOR)

Table 6.12. Option List (PRCFD)

Table 6.13. Option List (PRCFPC, PRCFUO)

Table 6.14. Option List (PRCG)

Table 6.15. Option List (PRCH A – PRCH C)

Table 6.16. Option List (PRCH D)

Table 6.17. Option List (PRCH E – PRCH O)

Table 6.18. Option List (PRCH P – PRCH P/C PRINT)

Table 6.19. Option List (PRCH P/C REP)

Table 6.20. Option List (PRCH PA – PRCH PURCHASE)

Table 6.21. Option List (PRCH R – PRCH Z)

Table 6-22: Option List (PRCHLO)

Error! Reference source not found.

Table 6-24. Option List (PRCHOUT IMP — PRCHOUT W)

Option List (PRCHPC A — PRCHPC I)

Table 6.25. Option List (PRCHPC P — PRCHPC V)

Table 6.26

Table 6.27. Option List (PRCHPM D — PRCHPM V)

Table 6.28. Option List (PRCHQ)

Table 6.29. Option List (PRCHUSER)

Table 6.30. Option List (PRCO)

Table 6.31. Option List (PRCP A — PRCPLO CLO)

Table 6.39. Option List (PRCS EXCEPTION — PRCS OFFICIAL)

Table 6.40. Option List (PRCSCP B — PRCSENRS)

Table 6.41. Option List (PRCSER — PRCSPRFT)

Table 6.42. Option List (PRCSRBCP — PRCSSTSS)

Table 6.43. Option List (PRCT BARCODE — PRCT STATUS)

Table 6.44. Option List (PRCT UPLOAD — PRCU FPDS)

Table 6.45. Funds Distribution Program Menu (PRCB MASTER)

Table 6.46. Funds Distribution & Accounting Menu (PRCF MASTER)

Table 6.47. Purchase Card Coordinator's Menu (PRCH CARD COORDINATOR MENU)

Table 6.48. Delivery Orders Menu (PRCH DELIVERY ORDER MENU)

Table 6.49. Purchase Card Menu (PRCH PURCHASE CARD MENU)

Table 6.50. IFCAP Application Coordinator Menu (PRCHUSER COORDINATOR)

Table 6.51. Combined A&MM Menus (PRCHUSER MASTER)

Table 6.52. Primary Inventory Point Main Menu (PRCP MAIN MENU)

Table 6.53. Secondary Inventory Point Main Menu (PRCP2 MAIN MENU)

Table 6.54. Warehouse--General Inventory/Distribution Menu (PRCPW MAIN MENU)

Table 6.55. Control Point Official's Menu (PRCSCP OFFICIAL)

Table 6.52. Primary Inventory Point Main Menu (PRCP MAIN MENU)

Table 6.53. Secondary Inventory Point Main Menu (PRCP2 MAIN MENU)

Table 6.54. Warehouse--General Inventory/Distribution Menu (PRCPW MAIN MENU)

Table 6.55. Control Point Official's Menu (PRCSCP OFFICIAL)



* Option/Menu Type codes used in the following series of tables: A = Action; E = Edit; I = Inquire; M = Menu; P = Print; R = Run Routine; S = Server

Table 6.3. Option List (PRC — PRC SO)

NAME	Menu Text	Type
Entry Action / Exit Action / Lock / Routine		
DESCR: Description		
PRC 1358 COMPLIANCE REPORTS	Compliance Reports (1358)	M
ENTRY: EXIT:		
DESCR: This menu contains reports used to monitor usage compliance to 1358 policy		
PRC 1358 MONITORING	1358 Monitoring Reports - Scheduled	R
ROUTINE: IN1^PRC1358C		
DESCR: This scheduled option compiles compliance reports and distributes them as MailMan messages.		
PRC 1358 SEPARATION VIOL	Separation of Duties Violations Report (1358)	R
ROUTINE: IN3^PRC1358C		
DESCR: This option identifies 1358s where a person has signed in more than one role.		
PRC GECS CODE EDIT	Code Sheet Edit	A
ENTRY: S GECSYS="FINANCIAL MANAGEMENT" D EDITCOD^GECSCALL		
DESCR: This option will allow the user to edit FMS code sheets which he/she has created.		
PRC GECS CREATE	Create a Code Sheet	A
ENTRY: S GECSYS="FINANCIAL MANAGEMENT" D CREATE^GECSCALL		
DESCR: This option allows users to input data into the fields set up in file 2100 for creating code sheets.		
PRC GECS DELETE	Delete a Code Sheet	A
ENTRY: S GECSYS="FINANCIAL MANAGEMENT" D DELCODE^GECSCALL		
DESCR: This option will allow code sheets to be deleted.		
PRC GECS MAIN MENU	FMS Code Sheet Menu	M
ENTRY: K GECSYS EXIT: K GECSYS		
DESCR: Contains all the options used to create, edit and manage the transmission of the FMS code sheets.		
PRC GECS PURGE	Purge Transmission Records/Code Sheets	A
ENTRY: S GECSYS="FINANCIAL MANAGEMENT" D PURGE^GECSCALL LOCK: PRCFA SUPERVISOR		
DESCR: This option will purge old code sheets and transmitted code sheets.		
PRC GECS REVIEW CODE SHEET	Review a Code Sheet	A
ENTRY: S GECSYS="FINANCIAL MANAGEMENT" D REVCODE^GECSCALL		
DESCR: This option is similar to editing a code sheet. It allows the code sheet to be edited and transmitted.		
PRC GECS STACK REPORT	Stack Status Report	A
ENTRY: S GECSYS="FINANCIAL MANAGEMENT" D STACSTAT^GECSCALL		
DESCR: This option will print selected stack documents showing the status, description, errors, code		

NAME	Menu Text	Type
Entry Action / Exit Action / Lock / Routine		
DESCR: Description sheets, etc.		
PRC GECS STACK RETRANSMIT	Retransmit Stack File Document	A
ENTRY: S GECSSYS="FINANCIAL MANAGEMENT" D STACRETR^GECSCALL		
DESCR: This option will retransmit the document located in the stack file. The option should be used to retransmit those documents which have not been received (no confirmation message). Retransmitting received documents may lead to rejects.		
PRC GECS STACK USER COMMENTS	User Comments	A
ENTRY: S GECSSYS="FINANCIAL MANAGEMENT" D COMMENT^GECSCALL		
DESCR: This option will allow the user to enter comments concerning a stack file entry. The comments will appear on the Stack Status Report.		
PRC REVIEW OF VOUCHERS	Quarterly Review of Vouchers	R
ROUTINE: PRCRIA		
DESCR: This option QUARTERLY REVIEW OF VOUCHERS [PRC REVIEW OF VOUCHERS] under the IFCAP Application Coordinator Menu [PRCHUSER COORDINATOR] is to be used in accordance with VA Directive 7127.1.		
PRC RPT DOC REQUIRED DATA	Required Fields List	R
ROUTINE: EN1^PRCD1D		
DESCR: This option allows the user to list the Required Field file settings, which allow IFCAP to determine the items which must be prompted during various processes that collect data for FMS documents. The file tells IFCAP, for a given FMS document type and fund, what FMS fields must be included on that FMS document. If IFCAP did not, before V.5.0, prompt for these fields, and if it cannot derive them from data stored in the FCP file, IFCAP will prompt the user for these fields.		
PRC SO TO AR	Enter/Edit Date When SOs become ARs	R
ROUTINE: SOAR^PRCFD8L		LOCK: PRCFA SUPERVISOR
DESCR: To synchronize IFCAP with Austin, the IFCAP PARAMETERS Cross-reference for the ADMIN. ACTIVITY SITE PARAMETER file (#411) is created to contain non-site specific data. The cross-reference is NOT record oriented and will initially have only one entry: ^PRC(411,"A IFCAP-Wide Parameters","SO 2 AR Date") = date ... with "date" being that date on which Austin will convert This Year's unpaid POs to Last Year's, i.e. that date on which IFCAP must convert to SOs and ARs— SO TO AR DATE (#2). The option Enter the SO to AR Shift Date for Austin/IFCAP Synchronization [PRCB SO TO AR] is provided to enter that date.		

Table 6.4. Option List (PRCB — PRCB CPA)

NAME	Menu Text	Type
Entry Action / Exit Action / Lock / Routine		

DESCR: Description		
PRCB 826 PRINT	826 (IFCAP) Report	R
ROUTINE: PRCF826		
DESCR: Lists the ceiling transaction totals for user selected QTR and FYTD obligations for Control Points. Lists by Control Point within appropriation.		
PRCB ADD NEW TRANSACTION	Add New Transaction (Ceiling)	R
ROUTINE: EN1^PRCBE		
DESCR: This function allows the user to add a transaction to reflect the FTEE assignments and quarterly costs for the RD 285 reports. You can also use this option to withdraw funds from a Fund Control Point by entering a minus sign before the transaction dollar amounts.		
PRCB APPROP SUMMARY (DETAIL)	Detailed Appropriation Summary	R
ROUTINE: EN5^PRCBP		
DESCR: This option generates a listing, by appropriation, of all TDAs received by the facility. This listing includes a detail line for each TDA.		
PRCB APPROP SUMMARY (TOTALS)	Appropriation Summary Totals	R
ROUTINE: EN6^PRCBP		
DESCR: This option prints a report of TDAs received by the facility. No detailed data for each TDA is printed.		
PRCB BOC ADD/EDIT	Add/Edit BOC	R
ROUTINE: ADD^PRCBSA		
DESCR: This option allows you to add a new budget object code or change the name of an existing budget object code. Whenever the program offices in VA Central Office change the budget object codes that you use, you will have to use this option to make the necessary changes to the Budget Object Code File. You can use this option to create new entries or to change the name or number of existing entries.		
PRCB BOC DEACTIVATE	Deactivate BOC	R
ROUTINE: DEA^PRCBSA		
DESCR: Deactivate a BOC so that it can no longer be used.		
PRCB BOC MGMT	BOC Management Menu	M
ENTRY: D INIT^PRCFQ1		EXIT: D EX^PRCFQ
DESCR: Add, E, Activate or Deactivate a BOC.		
PRCB BOC REACTIVATE	Reactivate BOC	R
ROUTINE: REA^PRCBSA		
DESCR: Re-activate (make available for use) a BOC that was previously deactivated.		
PRCB BOCT LISTING	BOC Listing	R
ROUTINE: PRT1^PRCBSA		
DESCR: Print BOC names and descriptions.		
PRCB BUDGET 1ST QTR	1st Quarter Report	R
ROUTINE: EN1^PRCBP1		

NAME	Menu Text	Type
Entry Action / Exit Action / Lock / Routine		
DESCR: Description		
PRCB CC ADD/EDIT	Add/Edit Cost Center	R
ROUTINE: ADD^PRCBCC		
DESCR: Add a new Cost Center or edit the name of an existing Cost Center. Also allows editing of the list of allowable BOCs for a Cost Center.		
PRCB CC DEACTIVATE	Deactivate Cost Center	R
ROUTINE: DEA^PRCBCC		
DESCR: Deactivate a Cost Center so that it can no longer be used.		
PRCB CC LISTING	Cost Center Listing	R
ROUTINE: PRT1^PRCBCC		
DESCR: Print a listing of some or all cost center numbers and names including the long description.		
PRCB CC LISTING/W BOC	List Cost Centers with Associated BOC	R
ROUTINE: PRT2^PRCBCC		
DESCR: This listing is similar to the cost center listing, but includes all the associated budget object codes. The report generated by this option can be very long unless you limit the report to a range of cost centers.		
PRCB CC MGMT	Cost Center Management Menu	M
ENTRY: D INIT^PRCFQ1	EXIT: D EX^PRCFQ1	
DESCR: Add, Edit, Activate or Deactivate a Cost Center. Also allows the user to set up the Cost Center/BOC relationship.		
PRCB CC REACTIVATE	Reactivate Cost Center	R
ROUTINE: REA^PRCBCC		
DESCR: Re-activate (make available for use) a cost center that was previously de-activated.		
PRCB CLEAR LOCK	Clear Program Lock	R
ROUTINE: CLEAR^PRCFALCK		
DESCR: This option allows the user to clear a program lock and continue processing. This option clears a lock that has been placed on batch transmission or on releasing the budget figures for a station. This can occur when someone else is using the option and the system will not allow a second person to perform the same function, or when a system error or power problem interrupts a function. Never proceed with further processing after a lock until you have used this option to clear the lock.		
PRCB COMMIT	Display Control Point Committed Transactions	R
ROUTINE: COMMIT^PRCBBUL		
DESCR: This option generates a report of committed transactions.		
PRCB CPA RUNNING BALANCE	Display Control Point Official's Balance	R
ROUTINE: PRCBRBR		
DESCR: This option displays a selected Control Point Official's balance.		

Table 6.5. Option List (PRCB DELETE — PRCB GENERATE)

NAME	Menu Text	Type
Entry Action / Exit Action / Lock / Routine		
DESCR: Description		
PRCB DELETE UNRELEASED TRANS	Delete Unreleased Transaction	R
ROUTINE: EN3^PRCBE		
DESCR: This option is used to delete an unreleased transaction from the Fund Distribution System.		
PRCB EDIT UNRELEASED TRANS	Edit Existing, Unreleased Transaction	R
ROUTINE: EN2^PRCBE		
DESCR: This function allows the user to review and edit an unreleased transaction for FTEE assignments and costs.		
PRCB ENTER CEILING TRANS	Place Released Ceiling Transaction in CP File	R
ROUTINE: PRCBR2		
DESCR: Use this option to automate Control Points at a facility. In most cases, the implementation of IFCAP at the Control Point level will be planned in stages. Use this option after exercising the option "Release all Funding (Ceiling) Transactions" for the facility and a Control Point is just now being automated (that is, the funds have already been released automatically). The ceiling cannot be re-released, but this option can be used to enter the ceiling amount into the Control Point Official's balance. This option will not place an entry onto the budget balance for the Control Point, because this entry was made when the original transaction was posted. Fiscal service uses this option to enter a ceiling transaction into a Control Point file. Only use this option when a Control Point is being automated after funds have already been released through the funds distribution option.		
PRCB FCP ADD/EDIT	Add/Edit Control Point	R
ROUTINE: EN^PRCB1A		
DESCR: This function allows the Fiscal service to add Control Points and to edit those existing Control Points. Data to be specified includes Control Point Name, controlling service, ALD code, Control Point official, cost centers and text to describe the control point.		
PRCB FCP BOC LIST	FCP BOC List	P
DESCR: List of authorized cost center and Budget Object Codes for each control point. Also shows status of overcommit switch.		
PRCB FCP DEACTIVATE	Deactivate a Fund Control Point	R
ROUTINE: DEA^PRCB1A2		
DESCR: This option allows the user to mark a Fund Control Point as 'INACTIVE'		
PRCB FCP LIST OF MGR/USER	Control Point List	P
DESCR: Prints Overcommit Status of Control Points and Control Point users.		
PRCB CC MGMT	Fund Control Point Management Menu	M
ENTRY: D INIT^PRCFQ1	EXIT: D EX^PRCFQ1	
DESCR: A sub menu of the Funds Distribution Program for Fiscal		

NAME	Menu Text	Type
Entry Action / Exit Action / Lock / Routine		
DESCR: Description		
PRCB FCP PO STATUS	Control Point PO List	P
DESCR: Lists Purchase Order Status by Control Point and Date Range.		
PRCB FCP PRINT OPTIONS	Print Menu	M
ENTRY: D INIT^PRCFQ1		EXIT: D EX^PRCFQ1
DESCR: Various Fund Distribution and FCP Reports listed on the Funds Distribution -- Print Menu.		
PRCB FCP REACTIVATE	Reactivate a Fund Control Point	R
ROUTINE: REA^PRCB1A2		
DESCR: This option allows the user to reactivate a control point that had been deactivated and is therefore unusable.		
PRCB FCP RESET YEARLY ACC ELE.	Reset FCP Yearly Accounting Element & ACT Code	R
ROUTINE: EN^PRCB1D		
DESCR: This option is used to reset the FCP yearly accounting elements to the current Fund Control Point accounting elements. It is also used to reset FMS SA-document action code, and the REC-document (820) cross-reference to find the Fund Control Points.		
PRCB FCP, CC, BOC MGMT.	FCP/CC/BOC Management Menu	M
ENTRY: D INIT^PRCFQ1		EXIT: D EX^PRCFQ1
DESCR: Menu for adding or editing entries in the Fund Control Point, Cost Center or BOC Files.		
PRCB FCP, CC, SUBACCT MGMT.	FCP/CC/SA Management Menu	M
ENTRY: D INIT^PRCFQ1		EXIT: D EX^PRCFQ1
DESCR: Menu for adding or editing entries in the Fund Control Point, Cost Center or BOC Files.		
PRCB FMS DOC INQ/ERR PROCESS	FMS Documents Inquiry/Error Process	M
ENTRY: D INIT^PRCFQ1		EXIT: D EX^PRCFQ1
DESCR: This menu is for FMS documents inquiry and error process.		
PRCB FMS DOCUMENT INQUIRY	FMS Documents Inquiry	R
ROUTINE: EN^PRCB1C		
DESCR: This option is used to display auto/manual FMS documents status.		
PRCB FMS REJECTED DOC PROCESS	Rejected FMS Document Process	R
ROUTINE: EN1^PRCB1C		
DESCR: This option provides the user with the ability to view, edit and retransmit funding documents which were rejected by FMS.		
PRCB FTEE SUM BY APPRO	FTEE Summary by Appropriation	R
ROUTINE: EN4^PRCBP		
DESCR: This option prints a listing, by Appropriation, of FTEE information received on Transfers of Disbursing Authority by Station number and by Fiscal Year.		

NAME	Menu Text	Type
Entry Action / Exit Action / Lock / Routine		
DESCR: Description		
PRCB GENERATE CODE SHEETS	Generate FMS Budget Documents	R
ROUTINE: V^PRCBCS		
DESCR: This option generates FMS documents for released transactions for a given Fiscal Year and Quarter.		

Table 6.6. Option List (PRCB MASTER — PRCB YEAR)

NAME	Menu Text	Type
Entry Action / Exit Action / Lock / Routine		
DESCR: Description		
PRCB MASTER	Funds Distribution Program Menu	M
ENTRY: D INIT^PRCFQ1,VRQ S^PRCFQ1 EXIT: D EX^PRCFQ1		
DESCR: This option is the Master Menu for all fund distribution options.		
PRCB MONTHLY ACCRUAL	Accrual (Monthly)	R
ROUTINE: EN^PRCB1F		
DESCR: This option will collect IFCAP purchase card orders accrual data. This option must be scheduled to run at 1:00AM of the first day of each month. Use the TaskMan Management menu to select "Schedule/Unschedule Options" option to enter the following prompts with values: QUEUED TO RUN AT WHAT TIME: DEC 1,2005@01:00 RESCHEDULING FREQUENCY: 1M(1@01:00) TASK PARAMETERS: 999		
PRCB MULTIPLE CREATE/POST	Create/Post Multiple Transaction	R
ROUTINE: PRCBMT		
DESCR: This option will allow you to enter/edit/review multiple transactions and post them in the Fund Distribution file for release. For transaction with a TDA # the single transaction option should be used. Transaction can be entered now and posted at a later date.		
PRCB MULTIPLE MENU	Multiple Transaction Menu	M
ENTRY: EXIT:		
DESCR: Top level menu for creating multiple transaction and transferring funds within in control points.		
PRCB MULTIPLE POST/EDIT	Post/Edit Temporary Transaction	R
ROUTINE: POST^PRCBMT		
DESCR: This option will allow you to edit an existing temporary transaction and posting into the Fund Distribution File ready for release.		
PRCB PRINT OPTIONS	Print Menu	M
ENTRY: D INIT^PRCFQ1 EXIT: D EX^PRCFQ1		
DESCR: Under this option the user may request a variety of reports including RD 285 reports, FTEE		

NAME	Menu Text	Type
Entry Action / Exit Action / Lock / Routine		
DESCR: Description		
Summaries, Analysis Account summaries, Control Point reports and Disbursing Authority reports.		
PRCB PRINT RANGE OF TRANS	Range of Transactions	R
ROUTINE: EN1^PRCBP		
DESCR: Use this option to generate a listing of a range of funds distribution transactions that you select. This report prints the transaction number, Control Point number, TDA number, transaction date, and a breakdown of funding by quarter.		
PRCB PRINT SELECTED FCP	Selected Control Points	R
ROUTINE: EN2^PRCBP		
DESCR: This report shows quarterly obligations by transaction number for a set of Control Points, randomly selected by the originator.		
PRCB PRINT TDA	Transfer of Disbursing Authority	R
ROUTINE: EN3^PRCBP		
DESCR: This option prints a listing of all, or a selected range of Transfers of Disbursing Authority for a facility.		
PRCB RECALCULATE ALL FCP	Recalculate All Fund Control Point Balances	R
ROUTINE: PRCBRCP		
DESCR: Use this option to recalculate all Fund Control Balances for the Control Point Activity user. This option is included in your menu to update balances for all automated Fund Control Points. This recalculation is necessary when the computer "crashes" (loses power). The transactions being processed when a "crash" occurs do not update the Control Point records. Therefore, you may need to use this option to recalculate the Fund Control Point balances in Fiscal.		
PRCB RELEASE TRANSACTIONS	Release Transaction	R
ROUTINE: PRCBR		
DESCR: This function releases transactions to the Fund Control Point Activity System.		
PRCB ROLLOVER FCP BALANCE	Quarterly Rollover Fund Control Point Balance	R
ROUTINE: EN^PRCB1B		
DESCR: This report allows you to determine the amount of rollover funds for the quarter, the Control Points from which the rollover came, and the Control Points that received the rollover funds.		
PRCB RPT CPF ACC ELEMENTS	FCP Accounting Elements	P
DESCR: This option will list all Fund Control Points and their FMS accounting elements (station, fund, administrative office, program, FCP/PRJ (project), object class, job).		
PRCB RPT ENTERED, NOT APP REQS	Entered, Not Approved Requests	R
ROUTINE: EN^PRCB2B		
DESCR: This option is used to print all entered, not approved requests.		

NAME	Menu Text	Type
Entry Action / Exit Action / Lock / Routine		
DESCR: Description		
PRCB RPT FISCAL PENDING ACTION	Fiscal Pending Action	R
ROUTINE: EN^PRCB2A		
DESCR: This option will print all 1358, Amendment and PO transactions with a status of Pending Fiscal Action.		
PRCB SINGLE TRANSFER	Transfer From/To Control Point	R
ROUTINE: GETTRAN^PRCBSTF		
DESCR: This option will allow transferring of funds from control point to control point. The Fund Distribution file will then be updated and transaction made ready for release. You can transfer funds among Control Points if the Control Points receive their money from the same fund and the funds are for the same quarter.		
PRCB TRANS MENU	Transaction Menu	M
ENTRY: D INIT^PRCFQ1		EXIT: D EX^PRCFQ1
DESCR: This is the transaction menu for Funds Distribution (Budget Analyst).		
PRCB UTILITIES	Budget Utilities Menu	M
ENTRY: D INIT^PRCFQ1		EXIT: D EX^PRCFQ1
DESCR: Contains supporting options for the Budget Module.		
PRCB YEAR TO DATE ACCRUAL	Year To Date Accrual	R
ROUTINE: EN^PRCB1G		
DESCR: This report should be run after Carry Forward has been completed, and on the last business day for the month.		

Table 6.7. Option List (PRCD)

NAME	Menu Text	Type
Entry Action / Exit Action / Lock / Routine		
DESCR: Description		
PRCD DEFINE STANDARD DIC	Define Standard Dictionary	R
ROUTINE: EN^PRCD1A		
DESCR: This is used to define standard dictionaries.		
PRCD DOC REQUIRED DATA	Required Fields Edit	R
ROUTINE: EN^PRCD1D		
DESCR: This option allows the user to edit the Required Field file settings, which allow IFCAP to determine the fields that must be prompted for during various processes that collect data for FMS documents. <i>See also</i> "Required Fields List" (PRC RPT DOC REQUIRED DATA)		
PRCD FUND ENTER/EDIT	Fund Enter/Edit	R
ROUTINE: EN^PRCD1C		

Table 6.8. Option List (PRCE)

NAME	Menu Text	Type
Entry Action / Exit Action / Lock / Routine		
DESCR: Description		
PRCEC 1358 FCP PROCESSING	1358 Request Menu	M
ENTRY: EXIT:		
DESCR: Top level menu used by the Fund Control Points for processing of the 1358 document.		
PRCEC ADJUST	Increase/Decrease Adjustment	R
ROUTINE: PRCEADJ		
DESCR: Used for creating an increase/decrease adjustment to an open, obligated 1358.		
PRCEC AUTHORIZATION	Create/Edit Authorization	R
ROUTINE: PRCEAU		
DESCR: Used to create and edit Authorizations on an obligated 1358.		
PRCEC DAILY ACTIVITY	Daily Activity Enter/Edit	R
ROUTINE: PRCEDRE		
DESCR: Used for entering and editing the daily activity entries on an open authorization.		
PRCEC DISPLAY 1358 BALANCE	Display 1358 Balance	A
ENTRY: D FCP^PRCEBAL		
DESCR: Display balances for a 1358 obligation within a control point.		
PRCEC EDIT	Edit 1358 Request	R
ROUTINE: ED^PRCEN		
DESCR: Used for editing a 1358 which has not been signed and submitted to Fiscal Service for processing.		
PRCEC NEW	New 1358 Request	R
ROUTINE: EN^PRCEN		
DESCR: Used for entering a new 1358 service request. When electronically signed, the 1358 request will be sent to Fiscal for processing.		
PRCEC OPEN 1358S	List 1358's with Open Authorizations	R
ROUTINE: PRCEOPN		
DESCR: List 1358s that have not been completed yet and the balance remaining in the authorization(s).		
PRCEC PRINT 1358	Print 1358	R
ROUTINE: PRCE58P		
DESCR: Prints a standard form 1358 for the Control Point.		

NAME	Menu Text	Type
Entry Action / Exit Action / Lock / Routine		
DESCR: Description		
PRCEC PRINT PO FROM 1358	Print Obligated 1358s	P
ROUTINE:		
DESCR: Prints a list of purchase orders from obligated 1358's with a dollar value of \$0 and Higher for a date range.		
PRCEC RECALC 1358 BALANCE	Recalculate 1358 Balance	A
ENTRY: D FCP^PRCECAL		
DESCR: Allow recalculation of the 1358 balance for an obligation. Only allows one control point to be done at a time. Checks to see if the user is allowed access to that control point. This is a Control Point option.		
PRCEF 1358 FISCAL PROCESSING	1358 Processing Menu	M
ENTRY: EXIT:		
DESCR: Top level menu for processing 1358s in the Fiscal Service.		
PRCEF ADJUST	Adjust (Increase/Decrease) 1358	R
ROUTINE: PRCEADJ		
DESCR: Used to process an increase or decrease Adjustment on an obligated 1358.		
PRCEF BUILD LIST	Build List of 1358's Printed in Fiscal by Date	R
ROUTINE: EN2^PRCHRPT5		
DESCR: After operator enters a Beginning and Ending date and time, IFCAP will build a list of all 1358s previously printed in Fiscal within the date/time range, then will print the list on the device selected.		
PRCEF CLOSE 1358	Close 1358	R
ROUTINE: CLOSE^PRCEFIS		
DESCR: Used to mark a 1358 as being closed. When a 1358 is closed, no adjustments or liquidations can occur.		
PRCEF DISPLAY 1358 BALANCE	1358 Balance	A
ENTRY: D FISCAL^PRCEBAL		
DESCR: Allow user to select any 1358 obligation number from any control point and then display the balance for it.		
PRCEF DISPLAY/PRINT 1358	Display/Print 1358	R
ROUTINE: PRINT^PRCEFIS4		
DESCR: Allows printing/display of a 1358 in either the standard format or brief format.		
PRCEF LIQUIDATE	Liquidate 1358	R
ROUTINE: PRCELIQ		
DESCR: Used to liquidate payments on an obligated 1358.		

NAME	Menu Text	Type
Entry Action / Exit Action / Lock / Routine		
DESCR: Description		
PRCEF OBLIGATE	Obligate 1358	R
ROUTINE: PRCESOE		
DESCR: Used for obligating a 1358 after it has been signed by the Control Point Official.		
PRCEF PRINT	1358 Print Menu	M
ENTRY: EXIT:		
DESCR: Contains various 1358 reprint options.		
PRCEF PRINT FROM LIST	Print/Reprint 1358s from List	R
ROUTINE: EN2^PRCHRPT6		
DESCR: Allows operator to reprint, in Fiscal, some or all of the 1358s from a list created using the option "Build List of 1358s Printed in Fiscal by Date."		
PRCEF RECALC 1358 BALANCE	Recalculate 1358 Balances	A
ENTRY: D FISCAL^PRCECAL		
DESCR: Allows user to recalculate 1358 balances for any obligation in any control point. This is a Fiscal option.		
PRCEF REOPEN 1358	Reopen a Closed 1358	R
ROUTINE: REOPEN^PRCEFIS		
DESCR: Marks a "closed" 1358 document as "open." Reopening the document will allow liquidations and authorizations to occur.		
PRCEF RETURN TO SERVICE	Send 1358 back to Service without action	R
ROUTINE: PRCEFIS1		
DESCR: Enables the accounting technician to return a 1358 to a Service without action. Removes the electronic signature code from the transaction, adjusts the control point records and sends a bulletin to both the approving official and the requestor indicating that the transaction has not been processed in Fiscal.		

Table 6.9. Option List (PRCF 2237 — PRCF OUTSTANDING)

NAME	Menu Text	Type
Entry Action / Exit Action / Lock / Routine		
DESCR: Description		
PRCF 2237 PRINT	Display 2237 Request	R
ROUTINE: ALLCP^PRCSP1		
DESCR: Allows a Budget Analyst and Accounting Tech to print a 2237 for any FCP.		
PRCF AUDIT REPORTS	Audit Reports Menu	M
ENTRY:		LOCK: PRCFA SUPERVISOR
DESCR: Provides reporting of all data fields in Files 410 and 442.		

NAME	Menu Text	Type
Entry Action / Exit Action / Lock / Routine		
DESCR: Description		
PRCF INQ 410	Control Point Activity File Inquiry	R
ROUTINE: EN1^PRCFINQ		
DESCR: Lists all of the transaction information available for a transaction, including its source of funds, the date it was obligated, and who made the request.		
PRCF INQ 442	Procurement and Accounting Transactions Inquiry	R
ROUTINE: EN3^PRCFINQ		
DESCR: Creates a report of the processing history of the transaction, including the Control Point, the budget object code (BOC), and the item description.		
PRCF MASTER	Funds Distribution & Accounting Menu	M
ENTRY: D INIT^PRCFQ1,VRQ S^PRCFQ1,VENEDITF^PRCHUTL EXIT: D EX^PRCFQ1		
DESCR: Master Menu for the Fund Distribution And Accounting Modules of the IFCAP system.		
PRCF OUTSTANDING	Outstanding Obligation Report	R
ROUTINE: PRINT^PRCFOOR4		
DESCR: Creates the Outstanding Obligation Report.		

Table 6.10. Option List (PRCFA 1358 — PRCFA RETRANSMIT)

NAME	Menu Text	Type
Entry Action / Exit Action / Lock / Routine		
DESCR: Description		
PRCFA 1358 (SO) REBUILD/TRANS	SO Rebuild/Transmit for 1358s	R
ROUTINE: T1358R^PRCFFER		
DESCR: Allows user to review the status of the rejected FMS SO Document for the 1358 Obligation. The user can review the source document, rebuild the SO document and transmit the SO to FMS.		
PRCFA ACCTG TECH	Accounting Technician Menu	M
ENTRY: D INIT^PRCFQ1,VRQ S^PRCFQ1,VENEDITF^PRCHUTL EXIT: D EX^PRCFQ1		
DESCR: Suggested menu for accounting technicians not performing input/output duties.		
PRCFA AMENDMENT PROCESSING	Amendment Processing	R
ROUTINE: PRCFFMOM		
DESCR: Allows the user to process amendments.		
PRCFA BATCH & PRINT CS	Batch and Print Code Sheets	R
ROUTINE: PRCFACP		
DESCR: Allows Accounting to print the actual documents which are not yet released to Austin.		

NAME	Menu Text	Type
Entry Action / Exit Action / Lock / Routine		
DESCR: Description		
PRCFA BOC EDIT	Edit BOC in Item File	R
ROUTINE: EN5^PRCHEA		
DESCR: Allows the user to edit the BOC on an item in the Item File.		
PRCFA CLEAR LOCK	Clear Program Lock	R
ROUTINE: CLEAR^PRCFALCK		LOCK: PRCFA SUPERVISOR
DESCR: Allows a supervisor to clear a program lock.		
PRCFA DOCUMENT PROCESSING	Document Processing Menu	M
ENTRY: D INIT^PRCFQ1,^PRCFATM,VRQ S^PRCFQ1		EXIT: D EX^PRCFQ1
DESCR: Contains the various options for processing documents received within the Fiscal Service		
PRCFA FMS 1358 (SO) INQUIRY	SO Rejected Document Inquiry for 1358s	R
ROUTINE: T1358I^PRCFFER		
DESCR: Allows user to inquire into the status of the FMS Obligation Documents for the 1358s. User can also obtain the Service Order (SO) status for the 1358.		
PRCFA FMS PO (MO/SO) INQUIRY	MO/SO Rejected Document Inquiry for PO	R
ROUTINE: TPOI^PRCFFER		
DESCR: Allows user to inquire into the status of the FMS Obligation Documents for Purchase Orders. User can also obtain the Miscellaneous Order (MO) and the Service Order (SO) document status.		
PRCFA FMS PO/1358 (AR) INQUIRY	AR Rejected Document Inquiry	R
ROUTINE: TARI^PRCFFER		
DESCR: Allows user to inquire into the status of the FMS Obligation Documents for either 1358s or purchase orders. This option will be used only to view AR transactions on prior year SO documents.		
PRCFA GPF REQUEST PROCESSING	General Post Funds Requests Processing	R
ROUTINE: EN^PRCFGPF		
DESCR: Allows Fiscal to review General Post Funds requests, and to either return them to the service (if not approved) or to approve the requests, which then releases them to A&MM service for Procurement.		
PRCFA HISTORY CODE SHEET/ORDER	History - Code Sheet/Obligation (PAT) Number	R
ROUTINE: PRCFAC4		
DESCR: Allows user to view the code sheets which have been prepared for a specific obligation number/purchase number.		
PRCFA IRS OFFSET MAIN MENU	IRS Offset Code Sheet Menu	M
ENTRY:		EXIT:
DESCR: Contains the three options that will transmit the site's IRS Offsets to Austin.		

NAME	Menu Text	Type
Entry Action / Exit Action / Lock / Routine		
DESCR: Description		
PRCFA MASTER	Accounting Program Menu	M
ENTRY: D INIT^PRCFQ1	EXIT: D EX^PRCFQ1	
DESCR: Contains <i>all</i> Accounting options.		
PRCFA OBL DOC INQUIRY	FMS Inquiry Rejected Obligation Documents	M
ENTRY:	EXIT:	
DESCR: Handles the menu options for the FMS obligation (MO/SO) document inquiries.		
PRCFA OBL DOC REBUILD/TRANSMIT	FMS Rebuild/Transmit Rejected Obligation Documents	M
DESCR: Handles the menu options to rebuild/transmit the FMS obligation (MO/SO) documents.		
PRCFA OBLIGATION PROCESSING	Obligation Processing	R
ROUTINE: PRCFFMO		
DESCR: Used to assign an obligation number to a service request. After A&MM service reviews and confirms the order, the request is transferred to Fiscal/Accounting. After the document has been obligated, this option updates the Control Point records, when possible, and prints the completed in A&MM.		
PRCFA PO (MO/SO) REBUILD/TRANS	MO/SO Rebuild/Transmit for PO	R
ROUTINE: TPOR^PRCFFER		
DESCR: Allows user to review the status of the rejected FMS Obligation Document for the Purchase Orders. User has the option to review the source document and to rebuild/transmit the MO or the SO documents.		
PRCFA PO BUILD LIST	Build List of POs Printed in Fiscal by Date	R
ROUTINE: EN3^PRCHRPT5		
DESCR: After operator enters a Beginning and Ending date and time, IFCAP will build a list of all Purchase Orders previously printed in Fiscal within the date/time range, then will print the list on the device selected.		
PRCFA PO PRINT FROM LIST	Print PO's in Fiscal from List by Date	R
ROUTINE: EN3^PRCHRPT6		
DESCR: Allows the operator to reprint, in Fiscal, some or all of the Purchase Orders (sent from Supply) from the list generated by the option "Build List of POs printed in Fiscal by Date."		
PRCFA PO PRNT FISCAL	Resend PO to Fiscal	R
ROUTINE: EN1^PRCHRPT		
DESCR: Re-send Purchase Order to the Fiscal Printer.		
PRCFA PO/1358 (AR) REBLD/TRANS	AR Rebuild/Transmit for PO/1358	R
ROUTINE: TARR^PRCFFER		

NAME	Menu Text	Type
Entry Action / Exit Action / Lock / Routine		
DESCR: Description		
DESCR: Allows user to review the status of the rejected FMS Obligation Document for either 1358s or purchase orders. User has the option to review the source document and to rebuild/transmit the AR document.		
PRCFA REBUILD CODE SHEET MAP	Rebuild a Code Sheet Template	R
ROUTINE: PRCFACX5		LOCK: PRCFA SUPERVISOR
DESCR: Allows user to rebuild a single template map.		
PRCFA RECEIVING REPORT	Process Receiving Report	R
ROUTINE: EN8^PRCFA8		
DESCR: Permits the Accounting Technician to process receiving reports and generate appropriate data to Austin.		
PRCFA REJECT FMS OBLIG DOC	FMS Rejected Obligation Document Processing	M
DESCR: Handles the menu for the processing of rejected FMS obligation documents.		
PRCFA REPRINT MENU	Reprint Menu	M
ENTRY: S %F="S" D ^PRCFSITE S:\$D(PRC("SITE")) XQUIT=""		EXIT: D EX^PRCFQ1
DESCR: Allows user to reprint Purchase Order(s) or 1358(s) either on the Fiscal printer or the A&MM printer.		
PRCFA REPRINT PO MENU	Purchase Order Reprint Menu	M
DESCR: Contains options for reprinting, in Fiscal Service, purchase orders previously sent by A&MM.		
PRCFA REPRINT RECEIVING REPORT	Single Receiving Report Reprint in Fiscal	R
ROUTINE: EN4^PRCFAC4		
DESCR: Reprints a receiving report in Fiscal Service.		
PRCFA RETRANSMIT BATCH	Retransmit Code Sheets Batch to Austin	R
ROUTINE: RT^PRCFACR5		LOCK: PRCFA TRANSMIT
DESCR: Allows a user to retransmit a batch to Austin. The user must first determine that the original transmission failed; if it did not, a duplicate transmission could occur.		

Table 6.11. Option List (PRCFA RETURN – PRCFA VENDOR)

NAME	Menu Text	Type
Entry Action / Exit Action / Lock / Routine		
DESCR: Description		
PRCFA RETURN AMEND TO SUPPLY	Return PO Amendment to Supply	R
ROUTINE: EN2^PRCFRET		
DESCR: Returns the Purchase Order Amendment to A&MM prior to obligation.		
PRCFA RETURN TO SUPPLY	Return Purchase Order to Supply	R
ROUTINE: EN73^PRCFAC1		
DESCR: Returns a purchase order to A&MM prior to obligation.		
PRCFA RR BLD LST	Build List of Recv. Reports to Reprint by Date	R
ROUTINE: EN5^PRCHRPT5		
DESCR: Allows user to select a group (<i>i.e.</i> , to “build a list”) of receiving reports to be printed. <i>See also</i> PRCFA RR PRNT FROM LIST.		
PRCFA RR CHANGE TRANS DATE	Change Transmission Date of Queued Receiving Rpt	R
ROUTINE: CHANGE^PRCFARRA		
DESCR: Allows user to change the transmission date on a Receiving Report that had already been queued to File 442.9 for later release.		
PRCFA RR DELETE FROM LIST	Delete Receiving Report From Transmission List	R
ROUTINE: DELETE^PRCFARRA		
DESCR: Allows user to delete a receiving report from the transmission list prior to transmission.		
PRCFA RR HISTORY REPORT	History of Transmitted Receiving Reports	R
ROUTINE: PRINT^PRCFARRT		
DESCR: Prints a listing of all receiving reports transmitted electronically, by date transmitted for the station selected.		
PRCFA RR NOT PROC BY FISCAL	List Receiving Reports not Processed by Fiscal	P
ENTRY: I '\$D(PRC("SITE")) S %F="S" D ^PRCFSITE S: '\$D(PRC("SITE")) XQUIT=""		
EXIT:		
DESCR: Prints a report showing all receiving reports that have been signed by the Warehouse person, but have not been processed by Fiscal.		
PRCFA RR PRINT BATCH LIST	Print Receiving Report Transmission List	R
ROUTINE: PRINT^PRCFARRA		
DESCR: Allows user to print a listing of all receiving reports in the queue awaiting transmission to Austin.		
PRCFA RR PRNT FROM LIST	Reprint Recv. Report in Fiscal from List	R
ROUTINE: EN5^PRCHRPT6		

NAME	Menu Text	Type
Entry Action / Exit Action / Lock / Routine		
DESCR: Description		
DESCR: Allows user to reprint a previously selected set of receiving reports from the list generated by the "Build List of Receiving Reports" option (PRCFA RR BLD LST).		
PRCFA RR QUEUE SINGLE	Queue Single Receiving Report for Transmission	R
ROUTINE: SINGLE^PRCFARRQ		
DESCR: Allows user to transmit an individual receiving report to Austin with delayed or immediate release.		
PRCFA RR REPRINT MENU	Receiving Report Reprint Menu	M
DESCR: Contains options necessary to reprint, in Fiscal, Receiving Reports that were previously processed by A&MM.		
PRCFA RR RETRANS SINGLE	Re-transmit Single Receiving Report	R
ROUTINE: RETRANS^PRCFARRQ		
DESCR: Allows user to re-transmit an individual receiving report to Austin with delayed or immediate release.		
PRCFA RR TRANSMISSION MENU	Receiving Report Transmission Menu	M
DESCR: Provides several other options for the batching and transmission of receiving reports to Austin.		
PRCFA RR TRANSMIT	Transmit Receiving Reports on Transmission List	R
ROUTINE: PRCFARRA		LOCK: PRCFA TRANSMIT
DESCR: Allows user to transmit receiving reports to Austin.		
PRCFA STACK DOC QUEUED PURGE	Queued Purge of Fiscal Documents file	R
ROUTINE: QD^PRCFPR2		
DESCR: This option should be frequency-driven (as a background job) to automatically purge all PRINTED documents from the Fiscal Stacked Documents file up to the number of days set to retain in File 411-ADMIN. ACTIVITY SITE PARAMETER FILE.		
PRCFA STACK DOCUMENTS	Stacked Fiscal Documents Menu	M
ENTRY:		LOCK: PRCFA SUPERVISOR
DESCR: Allows supervisor to print or purge stacked documents that were sent to Fiscal for further action.		
PRCFA STACK DOCUMENTS DELETE	Delete Stacked Fiscal Documents	R
ROUTINE: PURGE^PRCFPR2		
DESCR: Allows user to delete printed documents from the file of stacked documents.		
PRCFA STACK DOCUMENTS PRINT	Print Stacked Fiscal Documents	R
ROUTINE: PRCFPR1		

NAME	Menu Text	Type
Entry Action / Exit Action / Lock / Routine		
DESCR: Description		
DESCR: Allows supervisor to print documents requiring further action from the Fiscal Stacked Documents file.		
PRCFA STATUS OF PAT REPORT	PAT Status Report	P
ENTRY:		EXIT:
DESCR: Prints a list of the PAT numbers with current Status by PO date.		
PRCFA TRANSMIT CODE SHEETS	Transmit Code Sheets to Austin	R
ROUTINE: PRCFACR		LOCK: PRCFA TRANSMIT
DESCR: Allows user to transmit "Batched & Printed" code sheets to Austin. Code sheets may be released by "Batch" or "Transmission". Appropriation information about the release, Date/Time and Releaser, are recorded in the system.		
PRCFA UNDELIVERED ORDER REPORT	Print Undelivered Order Report	P
ENTRY:		EXIT:
DESCR: Prints an IFCAP undelivered order report which may be compared to the undelivered order report from Austin.		
PRCFA UPDATE STATUS OF FUNDS	Update Status of Funds Balances	R
ROUTINE: EN4^PRCFAC1		
DESCR: Allows user to enter the Status of Funds Balances from the F16 report.		
PRCFA UTILITY	Accounting Utilities Menu	M
ENTRY: D INIT^PRCFQ1,VRQ S^PRCFQ1,VENEDITF^PRCHUTL		EXIT: D EX^PRCFQ1
DESCR: Contains all of the options used to maintain fiscal accounting records.		
PRCFA VENDOR FILE EDIT	Vendor File Edit	R
ROUTINE: E10^PRCFAC3		
DESCR: Allows the Fiscal Service to edit the VENDOR NAME and PAYMENT ADDRESS fields of the Vendor File.		
PRCFA VENDOR ID LOOKUP	Lookup Vendor ID Number	A
ENTRY: D E11^PRCFAC3		EXIT:
DESCR: Allows Fiscal Service to lookup the Vendor ID Number for any particular vendor in the vendor file.		

Table 6.12. Option List (PRCFD)

NAME	Menu Text	Type
Entry Action / Exit Action / Lock / Routine		
DESCR: Description		
PRCFD ACCTG PAYMENT MENU	Invoice Processing (ACCTG) Menu	M
ENTRY: D INIT^PRCFQ1,VRQ S^PRCFQ1		EXIT: D EX^PRCFQ1

NAME	Menu Text	Type
Entry Action / Exit Action / Lock / Routine		
DESCR: Description		
DESCR: Contains the options used by accounting technicians for processing payments in accounting or returning invoices to voucher audit.		
PRCFD ADD NEW INVOICE	New Invoice	R
ROUTINE: NEW^PRCFDE		
DESCR: This is the initial option used by the Voucher Examiner. It initially records the invoice into the tracking system, requests initial information regarding the invoice and payment and allows the user to either forward it to a service for certification or process the document for payment as appropriate.		
PRCFD APPROVE PAYMENT	Approve Payment of Invoices Already Checked in	R
ROUTINE: CERT^PRCFDCI1		
DESCR: Allows the voucher auditor to approve payment (certify) on documents which have already been checked in using the Log in Payments option. When completed, invoice status is set to IN ACCOUNTING.		
PRCFD BULLETIN DUE	Send CI's Due Bulletin	R
ROUTINE: PRCFDBL		
DESCR: Generates a bulletin to CP Officials and CP Clerks to notify them that a CI (Certified Invoice) is due in Fiscal service on a specific date. The date selected will be for those Invoices due in 7 days from the date this option is run. This option will notify the service ONE time only.		
PRCFD CHECKIN INVOICE	Log-in Certified Invoices from Services	R
ROUTINE: LOGIN^PRCFDE3		
DESCR: Allows user to log into Fiscal those invoices that have been certified by the Service and returned to Fiscal. Optionally, allows the user to approve these invoices for payment and forward them to accounting.		
PRCFD CREATE SUSPENSION LETTER	Create/Reprint a Suspension Letter	R
ROUTINE: REP^PRCFDSUS		
DESCR: Allows user to create a suspension letter to a vendor. It assumes that the invoice number, amount of invoice and amount certified have already been entered into the invoice tracking file. <i>These items may not be edited using this option.</i> It also allows user to reprint a letter that had previously been printed.		
PRCFD DELETE CI	Delete Certified Invoice	R
ROUTINE: DE^PRCFDE		
DESCR: Allows user to delete a certified invoice. Only records with a Status of Incomplete may be deleted.		
PRCFD EDIT INCOMPLETE INVOICE	Incomplete Invoice Edit	R
ROUTINE: EDIT^PRCFDE1		
DESCR: Allows user to complete the initial information on the invoice and forward the document to a service or process the document for payment as appropriate.		

NAME	Menu Text	Type
Entry Action / Exit Action / Lock / Routine		
DESCR: Description		
PRCFD FMS ERROR PROCESSING	FMS Payment Voucher Error Processing	R
ROUTINE: TPVR^PRCFDPV		
DESCR: Allows Accounting Technician to turn around Payment Vouchers which have not been accepted by FMS. It permits the tech to either return the record to voucher audit for further processing or to make the corrections in accounting.		
PRCFD FMS PV INQUIRY	Payment Voucher (PV) Inquiry	R
ROUTINE: TPVI^PRCFDPV		
DESCR: Allows user to do a lookup on the Payment Voucher in the Generic Code Sheet Stack File and determine its status.		
PRCFD INVOICE CERT SOD RPT	Invoice Certification Seg Duties Violation Rpt	R
ROUTINE: PRCFSDR		
DESCR: This report shows requestors, approvers, obligators, and certifiers in IFCAP's Invoice/Tracking module of 1358s and identifies violations of segregation of duties policy. This report identifies 1358s based on certified invoices in the IFCAP invoice/tracking module and does not present 1358s which are certified in other VistA packages or other systems.		
PRCFD LATE PAYMENT REPORT	Print Certified Invoice Overdue Reports	R
ROUTINE: QUE^PRCFDCIP		
DESCR: Generates two reports: a list of all invoices by current location which are past the discount payment date, and a list of all invoices by current location which are past the net payment date.		
PRCFD OVERDUE BULLETINS	Generate Overdue Invoice Bulletins	R
ROUTINE: EN^PRCFDBL2		
DESCR: Generates a message to the Control Point Officials and Control Point Clerks of certified invoices that are due back in Fiscal for all dates before and including T+1.		
PRCFD PAYMENTS MENU	Payment/Invoice Tracking Menu	M
ENTRY: D VRQ S^PRCFQ1		
DESCR: Contains options used by Voucher Audit to record an invoice into the system, track its whereabouts, and process it for payment.		
PRCFD PROCESS PAYMENT IN ACCTG	Invoice Processing for Payment	R
ROUTINE: PRCFDA		
DESCR: Allows Accounting Technician to enter liquidation information onto the payment file and release the data to FMS (and eventually to CAPPS) for payment.		
PRCFD RECHARGE AN INVOICE	Recharge an Invoice	R
ROUTINE: RECHARGE^PRCFDE3		
DESCR: Allows user to tell the system that an invoice has moved from one Service to another. <i>It may not be used to indicate that an invoice has been returned to Fiscal.</i>		

NAME	Menu Text	Type
Entry Action / Exit Action / Lock / Routine		
DESCR: Description		
PRCFD RETURN INV TO AUDIT	Return Invoice to Voucher Audit	R
ROUTINE: PRCFDRET		
DESCR: Allows Accounting Technician to return an invoice to voucher audit for correction.		
PRCFD VENDOR EDIT	Edit FMS Vendor Payment Information	R
ROUTINE: E10^PRCFAC3		
DESCR: Allows editing of the local vendor file and will generate a message to Austin requesting the update or addition of a vendor to the FMS vendor file.		
PRCFD VIEW CERTIFIED INVOICE	View Certified Invoice	R
ROUTINE: VIEW^PRCFDCI1		
DESCR: Allows user to view all data contained in the certified invoice file pertaining to a specific invoice.		

Table 6.13. Option List (PRCFPC, PRCFUO)

NAME	Menu Text	Type
Entry Action / Exit Action / Lock / Routine		
DESCR: Description		
PRCFPC PO BLD LST	Build List of POs to Reprint in Fiscal by Date	R
ROUTINE: EN3^PRCHRPT5		
DESCR: After user enters a beginning and ending date and time, IFCAP builds and prints a list of all Purchase Orders that were sent to the Fiscal Printer from Supply during the specified time frame.		
PRCFPC PO PRNT FROM LIST	Reprint PO's in Fiscal from List	R
ROUTINE: EN3^PRCHRPT6		
DESCR: Allows user to reprint some or all of the purchase orders from Supply that were previously printed in Fiscal, using the list built by the "Build List of POs to Reprint in Fiscal by Date" option (PRCFPC PO BLD LST).		
PRCFPC PO PRNT S	Single PO Reprint in P&C	R
ROUTINE: EN^PRCHRPT		
DESCR: Reprints Purchase Order on the Supply printer (as designated in File 411).		
PRCFUO	Undelivered Orders Reconciliation Report	R
ROUTINE: PRCFUOM		
DESCR: Prints the "850 Undelivered Orders Reconciliation Report." User may limit the report by Station and range of dates.		
PRCFUO AUTO	850 Undelivered Orders Reconciliation (Auto)	R
ROUTINE: PRCFUOA		

NAME	Menu Text	Type
Entry Action / Exit Action / Lock / Routine		
DESCR: Description		
DESCR: This is a stand-alone menu option to be scheduled by IRM to be run in the evening or other off-peak times. This option is very resource intensive as it goes through the entire PROCUREMENT & ACCOUNTING TRANSACTION FILE (#442) starting with the first day.		
PRCFUOMS	Mandatory Sources 850 Undelivered Orders	R
ROUTINE: PRCFUOMS		
DESCR: Prints the "850 Undelivered Orders Reconciliation Report" from mandatory sources.		

Table 6.14. Option List (PRCG)

NAME	Menu Text	Type
Entry Action / Exit Action / Lock / Routine		
DESCR: Description		
PRCG ARCHIVE FIND	Find Archivable IFCAP Records	R
ROUTINE: PRCGARCF		
DESCR: Allows user to select all records in File 442, through a specified fiscal year, which are either to be archived or purged by the IFCAP Archive/Purge options.		
PRCG ARCHIVE IFCAP RECORDS	Archive Selected IFCAP Records	R
ROUTINE: PRCGARC		
DESCR: Writes previously-identified IFCAP documents to a user-selected archive device.		
PRCG ARCHIVE/PURGE MASTER MENU	IFCAP Archive/Purge Master Menu	M
DESCR: This is the master menu containing all IFCAP Archive/Purge utilities.		
PRCG LOAD 410 PURGEMASTER	Load IFCAP File 410 Documents into PurgeMaster	R
ROUTINE: PRCG238Q		
DESCR: Selects records in Files 410 and 443, through a user-specified fiscal year, and creates entries for them in the IFCAP PurgeMaster File (File 443.1) for purging. Entries in Files 410 and 443 that do not have a reference to file 442 are then purged by PurgeMaster.		
PRCG LOAD 442 PURGEMASTER	Load IFCAP File 442 Documents into PurgeMaster	R
ROUTINE: PRCG237Q		
DESCR: Selects records in File 442, through a user-specified fiscal year, and creates entries for them in the IFCAP PurgeMaster File (File 443.1) for purging. Accounts Receivable documents and documents without a PO Date in File 442 are then purged by PurgeMaster.		
PRCG LOAD PURGEMASTER	Load Archived IFCAP Documents into PurgeMaster	R
ROUTINE: PRCGARP		

NAME	Menu Text	Type
Entry Action / Exit Action / Lock / Routine		
DESCR: Description		
DESCR: Creates entries in the IFCAP PurgeMaster File (File 443.9) for documents which are to be purged.		
PRCG PURGEMASTER (TASKMANAGER)	PurgeMaster	R
ROUTINE: PRCGPM		
DESCR: This is the startup option for PurgeMaster. It should be scheduled to run daily.		
PRCG PURGEMASTER SITE EDIT	Edit PurgeMaster Site Parameters	E
ROUTINE:		
DESCR: This option allows IRM Staff to edit the PurgeMaster Site Parameters file.		
<i>See also paragraph 8.7 for more details on use of the Archive/Purge utility.</i>		

Table 6.15. Option List (PRCH A – PRCH C)

NAME	Menu Text	Type
Entry Action / Exit Action / Lock / Routine		
DESCR: Description		
PRCH ADJUSTMENT TO DEL ORDER	Adjustment Voucher To Delivery Order	R
ROUTINE: EN14^PRCHE		
ENTRY: S PRCHAUTH=2		EXIT: K PRCHAUTH
DESCR: Used to enter an adjustment voucher to a delivery order.		
PRCH ADJUSTMENT VOUCHER	Adjustment Voucher to Receiving Report	R
ROUTINE: EN14^PRCHE		
DESCR: Creates an Adjustment Voucher for a receiving report. You can only decrease the quantity received for any item on the receiving report.		
PRCH ADJUST VOUCH TO P/C ORDER	Adjustment Voucher To Purchase Card Order	R
ROUTINE: EN14^PRCHE		
ENTRY: S PRCHAUTH=1		EXIT: K PRCHAUTH
DESCR: Used to add an adjustment voucher to a purchase card order.		
PRCH AMENDMENT DELETE	Delete older than 7 days amendments	R
ROUTINE: PRCHDEL		
DESCR: Sends amendments with status = "PENDING FISCAL ACTION" back to Supply if the Accounting Technician has not signed the amendment within 7 days. Note: IFCAP will delete the amendment if it is not signed by the Purchasing Agent/Requisition Clerk within 7 days.		
PRCH APPROVE	Approving Official Menu	M
ENTRY: D EN^PRCH0A		LOCK: PRCH AR
DESCR: Contains options for the purchase card approving official.		

NAME	Menu Text	Type
Entry Action / Exit Action / Lock / Routine		
DESCR: Description		
PRCH APPROVING OFFICIAL AUDIT	Official Charges Audit	P
ENTRY:		EXIT:
DESCR: Allows the Approving official to audit charges.		
PRCH CANCEL DO ORDER	Cancel an Incomplete Delivery Order	R
ROUTINE: CANDO^PRCHPCAR		
DESCR: Used to cancel incomplete delivery orders.		
PRCH CANCEL PC ORDER	Cancel An Incomplete PC Order	R
ROUTINE: CANPC^PRCHPCAR		
DESCR: Used to cancel incomplete purchase card orders.		
PRCH CARD - INFO	Purchase Card Information List	P
DESCR: Displays card holder, purchase card name, approving official, alternate approving official, and surrogate(s) for entries in the Purchase Card Information file (File 440.5).		
PRCH CARD COORDINATOR MENU	Purchase Card Coordinator's Menu	M
ENTRY:		EXIT:
DESCR: Can only be used by a Purchase Card Coordinator.		
PRCH CARD HOLDER DAILY CHARGES	Card Holder Daily Charge Statement	R
ROUTINE: EN1^PRCH2A		
DESCR: Prints the card holder's daily charge statement.		
PRCH CARD REGISTRATION	Purchase Card Registration	R
ROUTINE: PRCHUSER		
DESCR: Used to assign purchase cards to the users on the IFCAP system.		
PRCH CHARGE CARD REG. EXCEPT	Charge Card Reg. Exception	R
ROUTINE: EN3^PRCH2A		
DESCR: Creates a charge card registration exception list.		
PRCHLO CLO PROCUREMENT	CLO Procurement Reports (CLRS)	R
ROUTINE: ENT^PRCHLO5		
DESCR: This option runs the procurement extracts associated with the CLRS and will be scheduled to run as directed by the Prosthetics & Clinical Logistics Office. As part of this process, the flat files for both the PO Activity and GIP extracts are created for FTP transmission.		
PRCH CO APP. OFFICIAL AUDIT	Coordinator Approving Official Charge Audit	P
DESCR: Allows a Purchase Card coordinator to print a charge audit report for all approving officials.		
PRCH COMNUM EDIT	Establish Common Number Series	R
ROUTINE: EN9^PRCHE		

NAME	Menu Text	Type
Entry Action / Exit Action / Lock / Routine		
DESCR: Description		
DESCR: Allows A&MM to specify the Obligation number prefix to be established. This prefix is used when automatically generating a new purchase order.		
PRCH CONV P/C ORDER TO A DEL	Convert P/C Order to a Delivery Order	R
ROUTINE: PCDO^PRCHCNV		
DESCR: Used to convert a purchase card order to a delivery order.		
PRCH CONV TEMP	Convert Temporary 2237 to PC Request	R
ROUTINE: PRCHCON1		
DESCR: Converts a temporary 2237 request into a purchase card order		
PRCH CONVERT P/C ORDER TO 2237	Convert P/C Order To 2237 Request	R
ROUTINE: CAN^PRCHRP3		
DESCR: Converts a purchase card order to a 2237.		
PRCH CREATE DEL ORDER	Create Delivery Order From Repetitive Item List	R
ROUTINE: S1^PRCH442		
ENTRY: S PRCHDELV=1		EXIT: K PRCHDELV
DESCR: Creates delivery orders from a repetitive item list. As each order is created, the delivery item is deleted from the repetitive item list.		
PRCH CREATE PURCHASE CARD	Create P/C Order From Repetitive Item List	R
ROUTINE: S2^PRCH442		
ENTRY: S PRCHPC=2		EXIT: K PRCHPC
DESCR: Creates a purchase card order from a Repetitive Item List (RIL).		

Table 6.16. Option List (PRCH D)

NAME	Menu Text	Type
Entry Action / Exit Action / Lock / Routine		
DESCR: Description		
PRCH DAILY CHARGE TRANS LOG	Daily Charge Transmission Log	P
DESCR: Creates a daily credit card charge transmission log.		
PRCH DAILY PC CHARGE STATEMENT	Daily Purchase Card Charges Statement	R
ROUTINE: EN^PRCH2A		
DESCR: Prints daily purchase card charges sent from the Austin financial center.		
PRCH DEL ORDER TO 2237	Convert Delivery Order to a 2237 Request	R
ROUTINE: CANDEL^PRCHRP3		
DESCR: Converts a delivery order to a 2237.		

NAME	Menu Text	Type
Entry Action / Exit Action / Lock / Routine		
DESCR: Description		
PRCH DEL ORDER TO P/C ORDER	Convert Delivery Order To a Purchase Card Order	R
ROUTINE: DOPC^PRCHCNV		
DESCR: Converts a delivery order to a purchase card order.		
PRCH DELIN APP	Delinquent Approvals	P
DESCR: Creates a report listing purchase card orders which were approved more than 14 days after being reconciled.		
PRCH DELIN REC	Delinquent Reconciliations	P
DESCR: Creates a report listing transactions which were reconciled more than 5 days after the charge was received.		
PRCH DELIVERY ORDER MENU	Delivery Orders Menu	M
DESCR: Used to order contract items.		
PRCH DISPLAY	Display/Print Menu	M
DESCR: Contains all of the Purchasing Display/Print options.		
PRCH DISPLAY DELIVERY ORDER	Display Delivery Order	R
ROUTINE: EN3^PRCHRPT		
ENTRY: S PRCHDELV=1		EXIT: K PRCHDELV
DESCR: Displays delivery orders.		
PRCH DISPLAY ITEM	Item Display	R
ROUTINE: EN8^PRCHRPT		
DESCR: Displays, online, all data from the Item Master File for a selected item.		
PRCH DISPLAY PO	Purchase Order Display	R
ROUTINE: EN3^PRCHRPT		
DESCR: Displays Purchase Order information on the current device.		
PRCH DISPLAY VENDOR	Vendor Display	I
DESCR: Displays, on line, all data from the Vendor Master file for a selected Vendor.		
PRCH DRUG TYPE CODE EDIT	Drug type code edit	R
ROUTINE: PRCHDRG		
DESCR: Allows user to enter/edit the "DRUG TYPE CODE" field for items in the Item Master file.		
PRCH DSPL PO	Display Purchase Order/Requisition	R
ROUTINE: EN3^PRCHRPT		
DESCR: Displays, on the current device, Purchase Order information.		

Table 6.17. Option List (PRCH E – PRCH O)

NAME	Menu Text	Type
Entry Action / Exit Action / Lock / Routine		
DESCR: Description		
PRCH EDIT DELIVERY ORDER	Edit Delivery Order	R
ROUTINE: EN6^PRCHE		
ENTRY: S PRCHDELV=1		
EXIT: K PRCHDELV		
DESCR: Used to edit delivery orders. Delivery orders are created to order contract items.		
PRCH EDIT DETAILED ORDER	Edit Detailed Purchase Card Order	R
ROUTINE: EN6^PRCHE		
ENTRY: S PRCHPC=2		
EXIT: K PRCHPC		
DESCR: Used to edit an existing detailed purchase card order. .		
PRCH EDIT PHARMACY ORDER	Edit Pharmaceutical PV Order	R
PRCH EDIT SIMPLIFIED ORDER	Edit Simplified Purchase Card Order	R
ROUTINE: EN6^PRCHE		
ENTRY: S PRCHPC=1		
EXIT: K PRCHPC		
DESCR: Used to log enough information about the purchase card order that the user can easily reconcile the order with the charge from the Credit Card Vendor.		
PRCH EMPLOYEE EDIT	Add/Edit Supply Personnel	R
ROUTINE: EN10^PRCH		
DESCR: Used to Add and Edit A&MM Personnel information.		
PRCH ENTER DELIVERY ORDER	Enter Delivery Order	R
ROUTINE: EN5^PRCHE		
ENTRY: S PRCHDELV=1		
EXIT: K PRCHDELV		
DESCR: Used to create delivery orders. Delivery orders are created to order contract items.		
PRCH ENTER DETAILED ORDER	New Detailed Purchase Card Order	R
ROUTINE: EN5^PRCHE		
ENTRY: S PRCHPC=2		
EXIT: K PRCHPC		
DESCR: Used to enter a new detailed purchase card order.		
PRCH ENTER PHARMACY ORDER	Enter Pharmaceutical PV Order	R
ROUTINE: EN5^PRCHE		
ENTRY: S (PRCHPHAM,PRCHDELV)=1		
EXIT: K PRCHPHAM,PRCHDELV		
DESCR: Used to enter pharmaceutical PV orders.		

NAME	Menu Text	Type
Entry Action / Exit Action / Lock / Routine		
DESCR: Description		
PRCH ENTER SIMPLIFIED ORDER	New Simplified Purchase Card Order	R
ROUTINE: EN5^PRCHE		
ENTRY: S PRCHPC=1		EXIT: K PRCHPC
DESCR: Used to log enough information about the purchase card order that the user can easily reconcile the order with the charge from the Credit Card Vendor.		
PRCH ET-FMS DOCUMENT DISPLAY	ET-FMS Document Display	R
ROUTINE: EN^PRCH1C		
DESCR: Used to display ET-documents.		
PRCH ET-FMS DOCUMENT REBUILD	ET-FMS Document Rebuild	R
ROUTINE: EN1^PRCH1C		
DESCR: Used to rebuild erroneous/rejected ET-documents.		
PRCH FCP BALANCE	Fund Control Point Balance Display	R
ROUTINE: EN5^PRCHRPT		
DESCR: Displays the balance of any Automated Fund Control Point.		
PRCH FINAL - BUYER	Final Charge YES - Reconciled Orders - Buyer	P
ENTRY: D ^PRCHF CY I \$G(CCHECK)="####" S XQUIT="" K CCHECK Q		EXIT: K CCHECK
DESCR: Lists all reconciled orders that have been marked as "Final Charge YES" for the selected date range and Credit Card holder/Card Name. (File 440.6, Field 44).		
PRCH FOOD GROUP EDIT	Food Group Edit	R
ROUTINE: PRCHFGRP		
DESCR: Allows the user to enter/edit the 'Food Group' field for items in the Item Master file.		
PRCH IMPAC	IMPAC Account Information	P
ENTRY: D ASK^PRCHF CY I Y["^" K Y S XQUIT=1		EXIT: K TYPE
DESCR: Used to generate a report of information sent to IFCAP from the Credit Card Vendor.		
PRCH INACTIVATE EXP CHAR CARD	Inactivate Expired Charge Cards	R
ROUTINE: EN^PRCH3A		
DESCR: Used to inactivate expired charge cards.		
PRCH INCOMPLETE PC ORDERS	Incomplete Purchase Card Orders Report	R
ROUTINE: INCOM^PRCH442A		
DESCR: Creates a report of incomplete purchase card orders.		
PRCH INCOMPLETE PC ORDERS-BUY	Incomplete Purchase card Orders - Buyer	R
ROUTINE: INCOM1^PRCH442A		
DESCR: Creates a report of incomplete purchase card orders for the cardholder.		

NAME	Menu Text	Type
Entry Action / Exit Action / Lock / Routine		
DESCR: Description		
PRCH INCOMPLETE PC ORDERS-OFF	Incomplete Purchase Card Orders - Official	R
ROUTINE: INCOM2^PRCH442A		
DESCR: Creates a report of incomplete purchase card orders for the approving official.		
PRCH INQUIRE PURCHASE CARD	Inquire-Purchase Card Information	R
ROUTINE: INQ^PRCHINQ		
DESCR: Allows user to inquire about purchase card information and to add or delete surrogate users.		
PRCH ITEM CAT	Inquire-Purchase Card Information	R
ROUTINE: EN1^PRCHRPT1		
DESCR: Prints Item Catalog per Fund Control Point.		
PRCH ITEM HIST	History of Item Display /Print	R
ROUTINE: EN^PRCHRPT1		
DESCR: Displays (on CRT) or prints (on a printer) last 10 Purchase Orders per FCP for a given item.		
PRCH OVERAGE	Overage Report	R
ROUTINE: PRCHOV		
DESCR: Prints a report of purchase orders with overages, sorted by purchase order date. The report can be called for all stations or limited to one station. If the selected station has substations, the report can be limited to one substation.		
PRCHJ RETRANS 2237	Retransmit a 2237 to eCMS	R
ROUTINE: RETRANS^PRCHJS07		
ENTRY: S:\$SENTACT^PRCHJS07(DUZ) XQUIT=1		
DESCR: This option allows an IFCAP user having the Accountable Officer role to retransmit a 2237 transaction to the Electronic Contracting Management System (eCMS) via the IFCAP/eCMS HL7 interface. A 2237 transaction will be selectable for retransmission to eCMS when: [The Current Status (#1.5) field of the record in the REQUEST WORKSHEET (#443) is 'Sent to eCMS (P&C)'] AND [The ECMS ACTIONUID (#103) field of the record in the CONTROL POINT ACTIVITY (#410) file is not populated.		
PRCHJ TRANS REPORT	Transaction Report - eCMS/IFCAP	R
ROUTINE: START^PRCHJRP1		
DESCR: This report displays information about HL7 transactions that take place between eCMS and IFCAP. This option is accessed from the Accountable Officer Menu.		
PRCHJ TRANS REPORT2	Transaction Report - eCMS/IFCAP	R
ROUTINE: START^PRCHJRP1		
DESCR: This option prints a report of the HL7 messages between eCMS and IFCAP. This option is accessible from the Control Point Official and Control Point Clerk Menus, by means of Process a Request.		

Table 6.18. Option List (PRCH P – PRCH P/C PRINT)

NAME	Menu Text	Type
Entry Action / Exit Action / Lock / Routine		
DESCR: Description		
PRCH P.C.O. APPROVE RECONCILE	Approve Reconciliation	R
ROUTINE: EN^PRCH1B		
DESCR: Used to approve reconciled purchase card orders.		
PRCH P.C.O. ED/REMO RECONCILE	Edit/Remove Reconciliation	R
ROUTINE: EN^PRCH1D		
DESCR: Used to edit/remove reconciliation.		
PRCH P.C.O. RECONCILIATION	Reconciliation	R
ROUTINE: EN^PRCH1A		
DESCR: Used to reconcile a purchase card order.		
PRCH P/C ORACLE	Unreconciled Austin Payment Transactions	P
ENTRY: D ASK^PRCHFCY I Y["^" K Y S XQUIT=1		EXIT: K TYPE
DESCR: Used to print Oracle transaction data from unreconciled transactions.		
PRCH P/C ORACLE - APP	Unreconciled Austin Payments - Official	P
ENTRY: D OFFI^PRCHFCY I ENTRY<1 K ENTRY S XQUIT=1		EXIT: K ENTRY,SET3,SET4
DESCR: Display unreconciled payment transactions for the approving official's cards.		
PRCH P/C ORACLE - BUY	Unreconciled Austin Payments - Buyer	P
DESCR: Display unreconciled payment transactions for the Purchase Card holder.		
PRCH P/C PRINT	Purchase Card Transactions Print Menu	M
DESCR: Contains purchase card print options for Accounting Technicians.		

Table 6.19. Option List (PRCH P/C REP)

NAME	Menu Text	Type
Entry Action / Exit Action / Lock / Routine		
DESCR: Description		
PRCH P/C REP1	Purchase Card Transaction Status	R
ROUTINE: OBL^PRCHRP1		
DESCR: Creates a report listing accounting and item data for a purchase card order.		
PRCH P/C REP10	History of Purchase Card Transactions	R
ROUTINE: START^PRCHRP10		
DESCR: Creates a report of purchase card orders sorted by unpaid, paid or both status, for a selected date range.		

NAME	Menu Text	Type
Entry Action / Exit Action / Lock / Routine		
DESCR: Description		
PRCH P/C REP101	History of Purchase Card Transactions – Buyer	R
ROUTINE: STR1^PRCHRP10		
DESCR: Displays purchase card data within a date range selected by the buyer.		
PRCH P/C REP102	History of Purchase Card Transactions – Official	R
ROUTINE: STR2^PRCHRP10		
DESCR: Displays purchase card data within a date range selected by the official.		
PRCH P/C REP12	Reconciled Purchase Card Transactions – Buyer	R
ROUTINE: R1^PRCHRP3		
DESCR: Displays reconciled purchase orders for a single buyer.		
PRCH P/C REP121	Reconciled Purchase Card Transactions – Official	R
ROUTINE: R2^PRCHRP3		
DESCR: Displays all reconciled orders for purchase cards controlled by the official.		
PRCH P/C REP13	Unreconciled Purchase Card Transactions – Buyer	R
ROUTINE: UR1^PRCHRP3		
DESCR: Displays unreconciled purchase orders for a single buyer.		
PRCH P/C REP131	Unreconciled Purchase Card Transactions – Official	R
ROUTINE: UR2^PRCHRP3		
DESCR: Displays all unreconciled purchase card orders for cards controlled by the official.		
PRCH P/C REP2	Detailed Report of Unpaid PC Transactions by FCP 1	R
ROUTINE: START^PRCHRP2		
DESCR: Displays the unpaid purchase card total for each control point.		
PRCH P/C REP3	Summary Report of Unpaid PC Transactions	R
ROUTINE: UNPAID^PRCHRP3		
DESCR: Creates a report showing the unpaid purchase card order total for each control point.		
PRCH P/C REP4	Purchase Card Orders Ready for Approval	R
ROUTINE: START^PRCHRP4		
DESCR: Lists purchase card orders which are ready for approval		
PRCH P/C REP5	Unreconciled Purchase Card Transactions	R
ROUTINE: START^PRCHRP5		

NAME	Menu Text	Type
Entry Action / Exit Action / Lock / Routine		
DESCR: Description		
DESCR: Creates a report of unreconciled purchase card orders.		
PRCH P/C REP51	Reconciled Purchase Card Transactions	R
ROUTINE:		
DESCR: Creates a report of reconciled purchase card orders, sorted by purchase card user and card number.		
PRCH P/C REP6	Fiscal Daily Review	R
ROUTINE: START^PRCHRP6		
DESCR: Creates a report showing buyer, vendor and status information for purchase card orders within a selected date range.		
PRCH P/C REP7	Delinquent PC Listing	R
ROUTINE: START^PRCHRP7		
DESCR: Creates a report showing delinquent purchase card orders.		
PRCH P/C REP71	Delinquent PC Listing – Buyer	R
ROUTINE: STRT^PRCHRP7		
DESCR: Displays delinquent transaction data (orders with items outstanding) for all purchase card orders for which the user is the cardholder.		
PRCH P/C REP72	Delinquent PC Listing – Official	R
ROUTINE: STRT1^PRCHRP7		
DESCR: Displays delinquent orders (items not yet received) for all purchase card orders for which the user is the approving official.		
PRCH P/C REP8	Purchase Card Statistics	R
ROUTINE: START^PRCHRP8		
DESCR: Creates a report of totals for each purchase card and each control point, and the percentage of purchase card orders for each control point.		
PRCH P/C REP9	Disputed Purchase Card Orders – Official	R
ROUTINE: START^PRCHRP9		
DESCR: Creates a report of disputed purchase card orders.		
PRCH P/C REP91	Disputed Purchase Card Orders – Official	R
ROUTINE: STRT^PRCHRP9		
DESCR: Creates a report of disputed purchase card orders for a single buyer.		
PRCH P/C REPORTS MENU	Purchase Card Reports Menu	M
DESCR: Contains purchase card reports for a single buyer.		

NAME	Menu Text	Type
Entry Action / Exit Action / Lock / Routine		
DESCR:	Description	
2	Active Citibank cards with No US Bank replacement #	
3	Inactive Citibank cards with US Bank replacement #	

Table 6.21. Option List (PRCH R – PRCH Z)

NAME	Menu Text	Type
Entry Action / Exit Action / Lock / Routine		
DESCR:	Description	
PRCH REC PURCHASE CARD ORDER	Receive Purchase Card Order	R
ROUTINE: PRCHREC		
ENTRY: S (PRCHAUTH,PRCAUT1)=1		EXIT: K PRCHAUTH,PRCAUT1
DESCR: Used to receive a purchase card order.		
PRCH RECALL AN AMENDMENT R	Recall an amendment back from fiscal	R
ROUTINE: PRCHRET		
DESCR: Allows Purchasing Agent to recall an amendment back from Fiscal.		
PRCH RECEIVE DELIVERY ORDER	Receive Delivery Order	R
ROUTINE: PRCHREC		
ENTRY: S PRCHAUTH=1		EXIT: K PRCHAUTH
DESCR: Used to receive a delivery order.		
PRCH RECON REPORT	Reconciliation Report – Purchase Card	R
ROUTINE: PRCHCARD		
DESCR: Displays, for a user-entered date range, all Purchase Card orders entered in IFCAP. The report sorts the transactions by Fund Control Point, Purchasing Agent, and date. The report also shows the status of the order, and is intended to be used by Purchasing Agents in reconciling credit card charges with Purchase Card orders entered in IFCAP.		
PRCH RECONCILE MENU	Reconciliation Menu	M
DESCR: Contains the purchase card options to reconcile an order, remove a reconciliation, and to display the ET-FMS document.		
PRCH RECONCILE PRINT	Monitor Reconciled Orders by Card Holder	P
DESCR: Used to print vendor, accounting element, cost, and status information for reconciled orders.		
PRCH REPRINT PC ORDER	Reprint Purchase Card Order	R
ROUTINE: EN^PRCHRPT		
ENTRY: S PRCHPC=1		EXIT: K PRCHPC
DESCR: Used to reprint purchase card orders		

NAME	Menu Text	Type
Entry Action / Exit Action / Lock / Routine		
DESCR: Description		
PRCH REQ DSP	2237 Request Display	R
ROUTINE: EN7^PRCHRPT		
DESCR: Displays status of 2237 request and then prints the request.		
PRCH RETRIEVE UNREG CC CHARGES	Retrieve Unregistered Credit Card Charge	R
ROUTINE: EN^PRCH1E		
DESCR: Used to fill in the card holder information for all unregistered credit card charges, making these charges ready for reconciliation.		
PRCH SITE EDIT	Site Parameters	R
ROUTINE: EN2^PRCHE		
DESCR: Used by A&MM Service to enter site specific parameters for the system. Included are Medical Center address, Mail invoice address, receiving location and the printers to be used for various reports (e.g., 2138, Receiving).		
PRCH UNAPPROVED REC	Unapproved Reconciliations	R
ROUTINE: START^PRCHURP		
DESCR: Generates a report of unapproved, reconciled purchase card data, sorted by approving official, control point, and cardholder.		
PRCH UNPOSTED DIETETIC REPORT	Unposted Dietetic Cost Report	R
ROUTINE: PRCHUPT		
DESCR: Prints unposted items (<i>i.e.</i> , items without the "Issue Voucher no."). The report is sorted by Purchase Order Number, Food Group and Date Received.		
PRCH WRKLD	Purchase Card Timely Commitment Report	P
DESCR: Used to track the days between initial entry and commitment for purchase card orders.		
PRCH ZERO MONTHLY PURCHASE	Zero Out Monthly Purchase Balances	R
ROUTINE: ZERO^PRCHCD0		
DESCR: This option is to be run first day every month to zero out the monthly purchase balance.		

Table 6.22. Option List (PRCHLO)

NAME	Menu Text	Type
Entry Action / Exit Action / Lock / Routine		
DESCR: Description		

NAME	Menu Text	Type
Entry Action / Exit Action / Lock / Routine		
DESCR: Description		
PRCHLO 1358 AUTHORIZATION DET	Authorization Detail 1358 - F23	I
DIC {DIQ}: PRC(424.1,		
DESCR: Option invokes inquiry of 1358 Authorization Detail file to show elements of record in CLRS extract of this file.		
The user name and user DUZ are transmitted to the Clinical Logistics Report Server (CLRS) as part of the 1358 Authorization Detail record.		
As of Patch PRC*5.1*162, the Authorization Detail 1358 - F23 option, which previously displayed the user who posted a payment or credit to the IFCAP authorization, will now display POSTMASTER as the user for credit amounts that are posted due to the new Central Fee transactions.		
PRCHLO 1358 DAILY RECORD	Daily Record 1358 - F22	I
DIC {DIQ}: PRC(424,		
DESCR: Option invokes inquiry of 1358 Daily Record file to show elements of record in CLRS extract of this file.		
PRCHLO AMENDMENT DESCRIPTION	Description of PO Amendment - F18	I
DIC {DIQ}: PRC(442,		
DESCR: Option invokes inquiry of Procurement & Accounting Transactions file to display initial portion of Amendment Description as shown in CLRS extract of this file.		
PRCHLO CLO PROCUREMENT	CLO Procurement Reports (CLRS)	R
ROUTINE: ENT^PRCHLO5		
DESCR: This option is usually scheduled. It compiles extract of procurement data, which it writes along with GIP extracts, to host file and then FTPs the host files to the CLRS FTP server. The data is then loaded into the CLRS (National Logistics Database) for centralized reporting by the P&L Office.		
PRCHLO CLRS VALIDATION	CLRS Extract Validation Templates	M
DESCR: This menu contains inquiry options that can be used to validate data in the CLRS procurement extract host files by comparing data in those files to what is in VistA.		
PRCHLO CONTROL POINT ACTIVIT	Control Point Activities - F20	I
DIC {DIQ}: PRCS(410,		
DESCR: This option invokes an inquiry of the Control Point Activities file to show elements of record in CLRS extract of this file.		

NAME	Menu Text	Type
Entry Action / Exit Action / Lock / Routine		
DESCR: Description		
PRCHLO INVOICE TRKG CERTIFYING	IC Invoice Tracking Certifying Svc – F27	I
DIC {DIQ}: PRCF(421.5,		
DESCR: This option invokes an inquiry of the Invoice Tracking Certifying Service multiple (#421.51) to show data of selected fields.		
PRCHLO INVOICE TRKG FMS LINES	IF Invoice Tracking FMS Lines – F26	I
DIC {DIQ}: PRCF(421.5,		
DESCR: This option invokes an inquiry of the Invoice Tracking FMS Line multiple (#421.541) to show data of selected fields.		
PRCHLO INVOICE TRKG HEADER	IH Invoice Tracking Header – F24	I
DIC {DIQ}: PRCF(421.5,		
DESCR: This option invokes an inquiry of the Invoice Tracking file (#421.5) to show data of selected fields at the file header level.		
PRCHLO INVOICE TRKG PROMPT PMT	IP Invoice Tracking Prompt Payment Terms – F25	I
DIC {DIQ}: PRCF(421.5,		
DESCR: This option invokes an inquiry of the Invoice Tracking Prompt Payment Terms multiple (#421.531) to show selected fields.		
PRCHLO PO 2237 DATA	Data 2237 Multiple of PO – F10	I
DIC {DIQ}: PRC(442,		
DESCR: This option invokes an inquiry of the 2237 Reference Number multiple of the Procurement & Accounting Transactions file to show elements of record in CLRS extract of this file.		
PRCHLO PO AMENDMENT	Amendment Data PO – F16	I
DIC {DIQ}: PRC(442,		
DESCR: This option invokes an inquiry of the Amendment multiple of Procurement & Accounting Transactions file (#442) to show signatures, dollar change and other elements in the CLRS extract at this level.		
PRCHLO PO AMOUNT	Amount PO – F15	I
DIC {DIQ}: PRC(442,		
DESCR: This option invokes an inquiry of the Amount multiple of the Procurement & Accounting Transactions file (#442) to show elements of record in the CLRS extract at this level.		

NAME	Menu Text	Type
Entry Action / Exit Action / Lock / Routine		
DESCR: Description		
PRCHLO PO AMOUNT BREAKOUT CODE	Breakout Code PO - F19	I
DIC {DIQ}: PRC(442,		
DESCR: This option invokes an inquiry of the Breakout Code multiple of the Amount multiple of the Procurement & Accounting Transactions file to show elements of record in the CLRS extract at this level.		
PRCHLO PO BOC DATA	BOC Data PO - F11	I
DIC {DIQ}: PRC(442,		
DESCR: This option invokes an inquiry of the BOC multiple of the Procurement & Accounting Transactions file (#442) to show elements of record in the CLRS extract at this level.		
PRCHLO PO CHANGES AMENDMENT	Changes PO Amendment - F17	I
DIC {DIQ}: PRC(442,		
DESCR: This option invokes an inquiry of the Amendment Changes multiple of the Procurement & Accounting Transactions file (#442) to show elements of record in the CLRS extract at this level.		
PRCHLO PO COMMENTS	Comments PO First Line - F12	I
DIC DIQ: PRC(442,		
DESCR: Option invokes inquiry of the Comments field of the Procurement & Accounting Transactions File (#442) to show the initial portion.		
PRCHLO PO DISCOUNT DATA	Discount Data PO - F4	I
DIC {DIQ}: PRC(442,		
DESCR: This option invokes an inquiry of the Discount multiple of the Procurement & Accounting Transactions file (#442) to show elements of record in the CLRS extract at this level.		
PRCHLO PO ITEM DATA	Line Item Detail PO - F5	I
DIC {DIQ}: PRC(442,		
DESCR: This option invokes an inquiry of the Line Item multiple of the Procurement & Accounting Transactions file to show elements of record in CLRS extract of this file.		
PRCHLO PO ITEM DATE RECEIVED	Receiving of Item on PO - F7	I
DIC {DIQ}: PRC(442,		
DESCR: This option invokes an inquiry of the Item's Date Received multiple of the Procurement & Accounting Transactions file (#442) to show elements of record in the CLRS extract at this level.		

PRCHLO PO ITEM DESCRIPTION	Item Description PO - F8	I
DIC {DIQ}: PRC(442,		
DESCR: This option invokes an inquiry of the initial part of the Item's Description in the Item multiple of the Procurement & Accounting Transactions file (#442).		
PRCHLO PO ITEM INVENTORY POINT	Inventory Line Item Data PO - F6	I
DIC {DIQ}: PRC(442,		
DESCR: This option invokes an inquiry of the Line Item's Inventory multiple of the Procurement & Accounting Transactions file (#442) to show elements of record in CLRS extract.		This option (#442) to sh
PRCHLO PO MASTER DATA	Master Data PO - F1	I
DIC {DIQ}: PRC(442,		
DESCR: This option invokes an inquiry of the Procurement & Accounting Transactions file (#442) to show elements of record in the CLRS extract at the header level.		
PRCHLO PO METHOD OF PURCHASE	Method of Purchase PO - F3	I
DIC {DIQ}: PRC(442,		
DESCR: This option invokes an inquiry of the Purchase Method multiple of the Procurement & Accounting Transactions file (#442) to show elements of record in the CLRS extract at this level.		
PRCHLO PO OBLIGATION DATA	Obligation Data PO - F2	I
DIC {DIQ}: PRC(442,		
DESCR: This option invokes an inquiry of the Obligation Data multiple of the Procurement & Accounting Transactions file (#442) to show elements of record in CLRS extract at this level.		
PRCHLO PO PARTIAL DATA	Partial Data PO - F9	I
DIC {DIQ}: PRC(442,		
DESCR: This option invokes an inquiry of the Partial multiple of the Procurement & Accounting Transactions file (#442) to show elements of record in CLRS extract at this level.		
PRCHLO PO PROMPT PAYMENT TERMS	Prompt Payment Terms PO - F14	I
DIC {DIQ}: PRC(442,		
DESCR: This option invokes an inquiry of the Prompt Payment multiple of the Procurement & Accounting Transactions file (#442) to show elements of record in the of CLRS extract at the header level.		

PRCHLO PO REMARKS	Remarks PO First Line - F13	I
DIC {DIQ}: PRC(442,		
DESCR:	This option invokes an inquiry of the Procurement & Accounting Transactions file (#442) to show the initial portion of the Remarks field.	
PRCHLO SUBCONTROL POINT	Subcontrol Point Activity - F21	I
DIC {DIQ}: PRCS(410,		
DESCR:	This option invokes an inquiry of the Sub-Control Point multiple of the Control Point Activity file (#410) to show elements of record in the CLRS extract at this level.	

Table 6.23. Option List (PRCHOUT < — PRCHOUT FPDS)

NAME	Menu Text	Type
Entry Action / Exit Action / Lock / Routine		
DESCR:	Description	
PRCHOUT <25K W/O FPDS	25K or Less Without FPDS Data	A
ENTRY:	S DIC="^PRC(442,"DHD="25K or Less Without FPDS Data",L=0,FLDS="[PRCH W/O FPDS]",BY="[PRCH W/O FPDS]",FR="?", "_PRC("SITE")_"-9,0,1",TO="?", "_PRC("SITE")_"z,,25000,1" D EN1^DIP,K^PRCHFDP	
DESCR:	Prints a list of all Purchase Orders with a total dollar amount less than \$25,000 and which have had either no FPDS data, or incomplete FPDS data entered. The user is asked to enter a beginning and ending PO date range.	
PRCHOUT >25K WITHOUT FPDS DATA	Over 25K Without FPDS Data	A
ENTRY:	S DIC="^PRC(442,"DHD="Over 25K Without FPDS Data",L=0,FLDS="[PRCH W/O FPDS]",BY="[PRCH W/O FPDS]",FR="?", "_PRC("SITE")_"-9,25000.01,1",TO="?", "_PRC("SITE")_"z,,1" D EN1^DIP,K^PRCHFDP	
DESCR:	Allows user to print out a detailed FPDS report of total PO amounts greater than \$25,000.	
PRCHOUT BOC REPORT	BOC Report for OA&MM/Fiscal	P
DESCR:	After user enters a date range and name range, allows user to print any Purchase Card transactions which include BOC numbers 2696 to 2699. This option is used by OA&MM/Fiscal to perform Supply Funds reconciliation.	
PRCHOUT DEL	Delinquent Delivery Listing	P
ENTRY:	F I=20:1:29,32,34,39,44,46,47 S ARR(I)=I	EXIT: K I,ARR
DESCR:	Prints a listing of outstanding purchase orders.	
PRCHOUT FCP	Control Points per Month	R
ROUTINE:	EN5^PRCHRPT2	
DESCR:	Prints a report containing the purchase order count, line item total and total dollar amount for fund control points for a specified time period.	
PRCHOUT FPDS <25K	25K or Less FPDS Summary	R
ROUTINE:	FPD^PRCHFDP	
DESCR:	Prints subtotals by FPDS code for all purchase orders less than \$25,000. The user is asked to specify a beginning and ending PO Date range for the report.	
PRCHOUT FPDS CONTRACT	Summary of Purchase Orders by Contract Number	A
ENTRY:	S DIC="^PRC(442,"L=0,FLDS="[PRCH FPDS CONTRACT # PRINT]",BY="[PRCH FPDS CONTRACT #]",FR="?",,, "_PRC("SITE")_"-","TO="?",,, "_PRC("SITE")_"z" D EN1^DIP,K^PRCHFDP	
DESCR:	Allows user to print out an FPDS report of total PO amounts by Contract Numbers.	
PRCHOUT FPDS DATA EDIT	FPDS Data Edit	R
ROUTINE:	EN1^PRCHFPE	
DESCR:	Allows user to edit FPDS data on a purchase order at any time after the PO has been signed by	

NAME	Menu Text	Type
Entry Action / Exit Action / Lock / Routine		
DESCR:	Description	
	a purchasing agent. Before it is signed, the FPDS data can be edited using the normal "Edit an Incomplete Purchase Order" option (PRCHPC PO EDIT).	
PRCHOUT FPDS LI	Line Item Count	A
ENTRY:	S DIC="^PRC(442,"L=0,FLDS="[PRCH FPDS LI PRINT]" ,BY="[PRCH FPDS LI]" ,FR="?" , "_PRC("SITE")_" ,9," ,TO="?" , "_PRC("SITE")_" ,z," D EN1^DIP,K^PRCHFDP	
DESCR:	Allows user to print out an FPDS report by PO number with line item counts and total PO amounts.	
PRCHOUT FPDS PO REG	FPDS Purchase Order Register	A
ENTRY:	S DIC="^PRC(442,"L=0,FLDS="[PRCH FPDS PO REG PRINT]" ,BY="[PRCH FPDS PO REG]" ,FR="?" ,9," , "_PRC("SITE")_" ,-,TO="?" , "_PRC("SITE")_" ,z" D EN1^DIP,K^PRCHFDP	
DESCR:	Allows user to print out a Purchase Order Register containing FPDS information amounts.	
PRCHOUT FPDS RPT	FPDS Reports Menu	M
ENTRY:	S %F="SP" D ^PRCFSITE S:'\$D(PRC("SITE")) XQUIT=" " EXIT:	
DESCR:	This is a menu of the FPDS reports available for printing. These reports are for FY 1989 or later.	

Table 6-24. Option List (PRCHOUT IMP — PRCHOUT W)

NAME	Menu Text	Type
Entry Action / Exit Action / Lock / Routine		
DESCR:	Description	
PRCHOUT IMP POREG	Imprest Fund Register	P
ENTRY:	D:'\$D(PRC("FY")) ^PRCFSITE EXIT:	
DESCR:	Prints the Imprest Fund Purchase Order Register.	
PRCHOUT INCOMPLETE PO	Incomplete Purchase Order	P
DESCR:	Prints incomplete purchase orders by purchase agents.	
PRCHOUT OUTST 2237/PA	Outstanding 2237s	P
DESCR:	Prints a listing of the 2237 requests that are pending A&MM action.	
PRCHOUT P.L. 100-322	Public Law 100-322 Report	R
ROUTINE:	EN1^PRCHRPT9	
DESCR:	Prints the report needed to fulfill the requirements of Public Law 100-322. User can select a single-page summary report only, or both a detailed and a summary report.	
PRCHOUT P.L. 100-322 REASON	P.L. 100-322 Local Procurement Reason Report	R
ROUTINE:	EN1^PRCHRPL	
DESCR:	Prints the Public Law 100-322 report for local procurements by reason code.	

NAME	Menu Text	Type
Entry Action / Exit Action / Lock / Routine		
DESCR: Description		
PRCHOUT PA STATS	Purchasing Agents Statistics	P
DESCR: Prints the number of purchase orders, total line counts, total dollar values, and the average of these totals by purchasing agents for a given time period.		
PRCHOUT PAM	Amendment/Adjustment Voucher Reprint	R
ROUTINE: EN2^PRCHRPT		
DESCR: Prints an Amendment for a Purchase Order or Adjustment to a Receiving Report.		
PRCHOUT PL100-TX	Transmit Public Law 100-322 Report to Austin	R
ROUTINE: PRCHRAT9		
DESCR: Transmits the Public Law 100-322 Report to Austin, Texas in the 322 transaction.		
PRCHOUT PO REG/DAY	Register by Day	P
DESCR: Allows user to print a purchase order register for a given time period.		
PRCHOUT POREG	Purchase Order Register	P
ENTRY: D:'\$D(PRC("FY")) ^PRCFSITE		EXIT:
DESCR: Prints a register of all purchase orders.		
PRCHOUT REG	PO Registers Menu	M
DESCR: This menu allows user to select the type of purchase order register to be printed.		
PRCHOUT REPORTS	Management Reports Menu	M
DESCR: This menu supports various reports used by A&MM Service, including Contracts per month, Control Points per month and Break codes per quarter.		
PRCHOUT REPRINT	Reprints Menu	M
ENTRY: N/A		LOCK: PRCHRPT
DESCR: This menu allows user to select the type of A&MM document to be reprinted. This menu is locked. The user must have the security key PRCHRPT in order to use this menu.		
PRCHOUT REQ REG	Requisition Register	P
DESCR: Allows user to print a register of all Requisitions (Orders to Federal Sources) within a selected PO date range and for selected order numbers.		
PRCHOUT REQUEST SVC STATS	Requesting Service Statistics	P
DESCR: Allows A&MM to print a listing of the Control Points who generate requests in IFCAP and their ordering patterns.		
PRCHOUT SF18	Quotation for Bid Print	R
ROUTINE: EN6^PRCHRPT		
DESCR: Print a Quotation for Bid (SF 18) from a 2237 reference number.		
PRCHOUT STATS	Statistics Menu	M
DESCR: Contains the statistical reports available to A&MM.		

NAME	Menu Text	Type
Entry Action / Exit Action / Lock / Routine		
DESCR: Description		
PRCHOUT WAREHOUSE STATS	Warehouse Receiving Statistics	P
DESCR: Prints the number of purchase orders and line count received for each warehouse person for a given period of time.		

Table 6.24. Option List (PRCHPC A — PRCHPC I)

NAME	Menu Text	Type
Entry Action / Exit Action / Lock / Routine		
DESCR: Description		
PRCHPC ADMINCERT EDIT	Administrative Certification Add/Edit	R
ROUTINE: EN11^PRCHE		
DESCR: Allows A&MM to add or edit the administrative clauses that print onto a purchase order.		
PRCHPC AMEND REPRINT	Unobligated Amendment Reprint in P&C	R
ROUTINE: PRCHAMU1		
DESCR: Allows user to reprint an amendment that has not yet been obligated.		
PRCHPC ASSIGN REQUEST	Assign a Request to Purchasing Agent	R
ROUTINE: EN1^PRCHG		LOCK: PRCHASSIGN
DESCR: Allows an A&MM supervisor to assign a 2237 Request to a particular purchasing agent. This option is locked with security key PRCHASSIGN.		
PRCHPC DEL EDIT	Change Delivery Date on PO	R
ROUTINE: EN12^PRCHE		
DESCR: Allows user to edit the delivery date and comment fields for a Purchase Order		
PRCHPC IMPREST FUND ADD	New Imprest Funds Purchase Order	R
ROUTINE: EN3^PRCHEB		
ENTRY: N/A		EXIT: K PRCHIMP
DESCR: Allows user to enter <i>only</i> new Imprest Funds Purchase Orders.		
PRCHPC IMPREST FUND CANCEL	Cancel Imprest Funds PO	R
ROUTINE: EN6^PRCHEB		
ENTRY: N/A		EXIT: K PRCHIMP
DESCR: Allows user to cancel an Imprest Funds PO <i>only</i> , before it has been received.		
PRCHPC IMPREST FUND DEL.2237	Remove 2237 from Imprest Funds PO	R
ROUTINE: EN7^PRCHEB		
ENTRY: N/A		EXIT: K PRCHIMP
DESCR: Allows Imprest Funds Agent to remove a 2237 from an Imprest Funds PO <i>only</i> , before it has been signed.		

NAME	Menu Text	Type
Entry Action / Exit Action / Lock / Routine		
DESCR: Description		
PRCHPC IMPREST FUND EDIT	Edit Imprest Funds Purchase Order	R
ROUTINE: EN4^PRCHEB		
ENTRY: N/A		EXIT: K PRCHIMP
DESCR: Allows user to edit the Imprest Funds Purchase Orders. Such orders can be edited up until they have been received, even after they have been signed by the Imprest Funds Purchasing Agent, since the funds are not obligated until they are received.		
PRCHPC IMPREST FUND MENU	Imprest Funds Processing Menu	M
ENTRY: N/A		EXIT: K PRCHIMP LOCK: PRCHIMP
DESCR: This menu allows user to Enter or Edit Imprest Funds type Purchase Orders <i>only</i> .		
PRCHPC IMPREST FUND RECEIPT	Imprest Funds Purchase Orders Receiving	R
ROUTINE: EN5^PRCHEB		
ENTRY: N/A		EXIT: K PRCHIMP
DESCR: Allows the Imprest Funds Purchasing Agent to enter Receiving Information for an Imprest Funds PO, which will complete the PO. The user will <i>only</i> be allowed to receive the PO complete. This function will also update the Control Point Obligated Balance.		
PRCHPC ITEM EDIT	Item File Edit	R
ROUTINE: EN1^PRCHE		
DESCR: Used to create or edit items in the Item File. For each item data is specified for the item name, a description of the item, the unit of purchase, NSN, Source code and Vendor.		
PRCHPC ITEM INACTIVATE	Inactivate Item	R
ROUTINE: EN2^PRCHEA1		
DESCR: Allows A&MM to restrict access to an item in the Item Master file. A&MM may specify a substitute item to be ordered.		
PRCHPC ITEM REACTIVATE	Reactivate Item	R
ROUTINE: EN3^PRCHEA1		
DESCR: Allows user to re-activate a previously inactivated item, so that it can be used again.		

Table 6.25. Option List (PRCHPC P — PRCHPC V)

NAME	Menu Text	Type
Entry Action / Exit Action / Lock / Routine		
DESCR: Description		
PRCHPC PAT EDIT	Direct Delivery Patient Edit	E
DESCR: Allows user to edit the address of a Direct Delivery Patient		
PRCHPC PO	Purchase Orders Menu	M
DESCR: Contains options concerning purchase orders in A&MM.		
PRCHPC PO ADD	New Purchase Order	R
ROUTINE: EN5^PRCHE		
DESCR: Allows A&MM Service to prepare Purchase Orders. The agent may work from a printed form (e.g., paper 2237), or if the service is using the system to enter its requests, the agent may automatically transfer the data directly from the service order to the Purchase Order. After the basic Purchase Order data is entered, the agent provides additional data for discounts and terms. An Electronic Signature is required for the agent to release the order to Fiscal for obligation.		
PRCHPC PO BLD LST	Build List of PO's Printed in P&C by Date	R
ROUTINE: EN4^PRCHRPT5		
DESCR: After user enters a Beginning and Ending date and time, IFCAP will build a list of all Purchase Orders previously printed in A&MM (from Fiscal) within the date/time range. It then prints the list on the device selected.		
PRCHPC PO CANCEL	Cancel an Unobligated Purchase Order	R
ROUTINE: EN7^PRCHEA		
DESCR: Allows user to cancel an unobligated Purchase Order. The total amount of the PO will be zero and all FPDS information will be deleted.		
PRCHPC PO EDIT	Edit an Incomplete Purchase Order	R
ROUTINE: EN6^PRCHE		
DESCR: Allows user to complete a Purchase Order that has not been signed by the contracting officer.		
PRCHPC PO GRAB	Reserve a Purchase Order Number	R
ROUTINE: EN8^PRCHEA		
DESCR: Allows user to "reserve" Purchase order numbers. The user may request up to 5 numbers at a time.		
PRCHPC PO PRNT F	Re-send PO to Fiscal	R
ROUTINE: EN1^PRCHRPT		
DESCR: Allows user to re-send Purchase Order to the Fiscal Printer.		
PRCHPC PO PRNT FROM LST	Reprint PO's in P&C from List by Date	R
ROUTINE: EN4^PRCHRPT6		
DESCR: Allows user to reprint, in A&MM, some or all of the Purchase Orders from a list created using the option "" (sent from Fiscal)		

NAME	Menu Text	Type
Entry Action / Exit Action / Lock / Routine		
DESCR: Description		
PRCHPC PO PRNT S	Single PO Reprint in P&C	R
ROUTINE: EN^PRCHRPT		
DESCR: Reprints Purchase Order on Supply Printer.		
PRCHPC PO REMOVE 2237	Remove 2237 from PO	R
ROUTINE: PRCHE2		
DESCR: Removes the line items associated with a 2237 from a Purchase Order. The line items can then be transferred onto another Purchase Order.		
PRCHPC RETURN REQUEST	Request Further Clarification or Return to Service	R
ROUTINE: EN2^PRCHG		
DESCR: Allows user to either...		
<p>(1) Mark a request status as "Request Clarification by Service for P&C." This only changes the status, for information only.</p> <p>Or</p> <p>(2) Return a Request to the Service. This removes <i>all</i> electronic signatures, thus forcing the request to be re-signed by the Control Point approving official, and to be re-processed by PPM.</p>		
PRCHPC UTL	P&C Utilities Menu	M
ENTRY: D VENEDITS^PRCHUTL		EXIT: N/A
DESCR: This menu gives A&MM access to the options that edit the Item Master, Vendor, Direct Deliveries Patient, and Administrative Certification files.		
PRCHPC VEN EDIT	Vendor File Edit	R
ROUTINE: PRCHE1		
DESCR: Allows A&MM Service to maintain a file of Vendors. For each vendor data is specified for the address, phone number, account number, method of business, contract number, type of ownership and special factors. This file is maintained by A&MM Service.		
PRCHPC VEN INACTIVATE	Inactivate Vendor	R
ROUTINE: EN1^PRCHEA1		
DESCR: Allows A&MM Service to restrict access to a vendor in the Vendor file. A&MM may specify a substitute vendor to order from.		
PRCHPC VEN REACTIVATE	Reactivate Vendor	R
ROUTINE: EN0^PRCHEA1		
DESCR: Allows A&MM Service to re-activate a previously inactivated vendor, so that it can be used again.		

Table 6.26. Option List (PRCHPM — PRCHPM CS)

NAME	Menu Text	Type
Entry Action / Exit Action / Lock / Routine		
DESCR: Description		
PRCHPM 2237 DEL	Delete 2237 Request from Supply Worksheet File	R
ROUTINE: DEL2237^PRCHRPT3		
DESCR: This option It removed the 2237 from file 443 but left the electronic signature information in File 410, making the 2237 inaccessible to the service and to A&MM. 2237s with status of Returned to Service no longer appear on the Outstanding 2237 Report, so the option is no longer needed.		
PRCHPM CS ADD	Create Code Sheet (LOG/GSA/DLA)	R
ROUTINE: CCS^PRCFALOG		
DESCR: Allows user to create a LOG, GSA or DLA code sheet, using the pre-defined edit templates that prompt for specific fields. It does not pre-load any data from Purchase Orders, Requisitions or Receiving Reports.		
PRCHPM CS ADD TO BATCH	Add Code Sheet to Printed Batch (LOG/GSA/DLA)	R
ROUTINE: ADD^PRCFALOG		LOCK: PRCHPM CS TRANSMIT
DESCR: Allows user to add a code sheet to a batch, after the batch has already been “Batched and Printed,” but before it has been transmitted to Austin. <i>Note:</i> If a code sheet has already been assigned to a batch, it must be removed from the original batch before it can be assigned to a new batch. The option also adjusts the Batch Header Code Sheet to account for the addition.		
PRCHPM CS BATCH & PRINT	Batch and Print Code Sheet (LOG/GSA/DLA)	R
ROUTINE: BATCH^PRCFALOG		
DESCR: Allows PPM to print the actual LOG, GSA and DLA code sheets which have been created and signed, but not yet released to Austin. This is the final step that must be done before the actual transmission.		
PRCHPM CS BATCH MANAGEMENT	Batch Management Menu (LOG/GSA/DLA)	M
DESCR: Contains options allowing user to print and transmit LOG, GSA and DLA code sheets to Austin, and to perform other tasks needed to maintain and track the batches.		
PRCHPM CS CREATE (ACQUISITION)	Acquisitions Code Sheets Generation (LOG/GSA/DLA)	R
ROUTINE: EN1^PRCHEC		
DESCR: Allows PPM to generate LOG 1, GSA or DLA code sheets for Acquisitions, either for Posted Stock orders, or Requisitions from Government Sources. This option is generally used only for doing Posted Stock orders for non-government sources, since government source code sheets are generated during the normal processing of the Requisition.		
PRCHPM CS CREATE (DEPOT REC)	Depot Receiving Code Sheet Generation	R
ROUTINE: EN2^PRCHDEP3		

NAME	Menu Text	Type
Entry Action / Exit Action / Lock / Routine		
DESCR: Description		
DESCR: Used only by HINES to generate code sheets to LOG for items which have been received into Depot Stock. (Trans 431/434)		
PRCHPM CS CREATE (DEPOT)	Depot Due-in Code Sheet Generation	R
ROUTINE: EN1^PRCHDEP3		
DESCR: Used only by HINES to create Due-in LOG code sheets (transaction code 401).		
PRCHPM CS CREATE (ISSUES)	Issues Code Sheet Generation (LOG)	R
ROUTINE: PRCHED		
DESCR: Builds a Issue Request Log code sheet for a selected transaction and allows the code sheet to be edited and set up for transmission.		
PRCHPM CS CREATE (RECEIVING)	Receiving Code Sheets Generation (LOG/GSA/DLA)	R
ROUTINE: EN2^PRCHEC		
DESCR: Allows PPM to generate LOG, GSA or DLA code sheets for receiving.		
PRCHPM CS CREATE/EDIT MENU	Create or Edit Code Sheets Manually (LOG/GSA/DLA)	M
ROUTINE: EN2^PRCHEC		
DESCR: Allows user to create or edit LOG, GSA or DLA code sheets manually (<i>i.e.</i> , those code sheets other than normal Receiving, Acquisitions or Issues, which are built from existing IFCAP data).		
PRCHPM CS DELETE	Delete Existing Code Sheet (LOG/GSA/DLA)	R
ROUTINE: DCS^PRCFALOG		
DESCR: Allows PPM agent to delete a LOG, DLA or GSA code sheet before it is actually released to Austin.		
PRCHPM CS DELETE FROM BATCH	Delete Code Sheet from Printed Batch (LOG/GSA/DLA)	R
ROUTINE: DELETE^PRCFALOG		
DESCR: Allows user to remove a code sheet from a batch prior to transmission and it adjusts the Batch Header Code Sheet accordingly. This option must be used first when moving a code sheet from one batch to another.		
PRCHPM CS EDIT	Edit Code Sheet (LOG/GSA/DLA)	R
ROUTINE: ECS^PRCFALOG		
DESCR: Allows user to edit a LOG, GSA or DLA code sheet that was created using the "Create Code Sheet (LOG/GSA/DLA)" option (PRCHPM CS ADD). It uses the pre-defined edit templates that prompt for specific fields. It does not pre-load any data from Purchase Orders, Requisitions or Receiving Reports.		
PRCHPM CS EDIT	Edit Code Sheet (LOG/GSA/DLA)	R
ROUTINE: ECS^PRCFALOG		

NAME	Menu Text	Type
Entry Action / Exit Action / Lock / Routine		
DESCR: Description		
DESCR: Allows user to edit a LOG, GSA or DLA code sheet that was created using the "Create Code Sheet (LOG/GSA/DLA)" option (PRCHPM CS ADD). It uses the pre-defined edit templates that prompt for specific fields. It does not pre-load any data from Purchase Orders, Requisitions or Receiving Reports.		
PRCHPM CS EDIT KEYPUNCHED CS	Edit Keypunched Code Sheet (LOG/GSA/DLA)	R
ROUTINE: EKCS^PRCFALOG		
DESCR: Allows user to directly edit the code of any code sheet without regard to the data stored in the code sheet fields. If used on a code sheet prepared normally, that code sheet becomes un-editable through normal means.		
PRCHPM CS INQUIRY TRANS/BATCH	Inquiry to Batch/Transmission	R
ROUTINE: INQUIRY^PRCFALOG		
DESCR: Displays all information contained in the LOG Transmission Record file.		
PRCHPM CS KEYPUNCH	Keypunch a Code Sheet (LOG/GSA/DLA)	R
ROUTINE: KCS^PRCFALOG		
DESCR: Allows a PPM person to enter a code sheet manually, when all else fails.		
PRCHPM CS KEYPUNCH MENU	Keypunch (direct entry) Menu (LOG/GSA/DLA)	M
DESCR: Allows user to use the terminal as a keypunch machine to create LOG, GSA or DLA code sheets.		
PRCHPM CS MAIN MENU	LOG/GSA/DLA Code Sheets Menu	M
DESCR: This menu allows the creation, editing and printing of either LOG 1, GSA (which also are transmitted to LOG), and DLA code sheets by PPM.		
PRCHPM CS MODIFY BATCH PRI.	Modify Batch Priority (LOG/GSA/DLA)	R
ROUTINE: MBP^PRCFALOG		
DESCR: Allows a PPM person to assign a higher (2) or lower (4) batch priority to a code sheet. This can be used to insure that a certain code sheet will be transmitted ahead of or after others.		
PRCHPM CS PURGE	Purge Code Sheets (LOG/GSA/DLA)	R
ROUTINE: PURGE^PRCFALOG		
DESCR: Allows user to delete LOG/GSA/DLA code sheets from the code sheet file, which have been transmitted to Austin or DLA and which exceed a selectable number of days in age.		
PRCHPM CS PURGE ALL	Purge All Code Sheets	R
ROUTINE: PURGE2^PRCFALOG		
DESCR: Allows user to delete all code sheets from the code sheet file, which have been transmitted to Austin or DLA and which exceed a selectable number of days in age.		

NAME	Menu Text	Type
Entry Action / Exit Action / Lock / Routine		
DESCR: Description		
PRCHPM CS RE-TRANSMIT BATCH	Re-transmit Batch to Austin (LOG/GSA/DLA)	R
ROUTINE: RETRANS^PRCFALOG		LOCK: PRCHPM CS TRANSMIT
DESCR: Allows user to re-transmit a batch to Austin. The user must first determine that the original transmission failed; if it did not, a duplicate transmission could occur.		
PRCHPM CS REPRINT BATCH	Reprint a Batch (LOG/GSA/DLA)	R
ROUTINE: REPRINT^PRCFALOG		
DESCR: Allows user to reprint selected batches or all batches contained within a transmission number.		
PRCHPM CS TRANSMISSION MENU	Code Sheet Transmission Menu (LOG/GSA/DLA)	M
DESCR: This menu provides several other options for the batching and transmission of LOG/GSA/DLA Code Sheets to Austin.		
PRCHPM CS TRANSMIT	Transmit Code Sheets to Austin (LOG/GSA/DLA)	R
ROUTINE: TRANSMIT^PRCFALOG		LOCK: PRCHPM CS TRANSMIT
DESCR: Allows user to transmit "Batched and Printed" LOG, GSA or DLA code sheets to Austin. Code sheets may be released by Batch or by Transmission. Appropriate information about the release, such as date/time released and person who did the release, are recorded automatically.		

Table 6.27. Option List (PRCHPM D — PRCHPM V)

NAME	Menu Text	Type
Entry Action / Exit Action / Lock / Routine		
DESCR: Description		
PRCHPM DEPOT/GSA PUSH ADD	Enter DEPOT/GSA PUSH Order to PO Register	R
ROUTINE: EN8^PRCHEB		
DESCR: Allows user to enter a DEPOT or GSA push order onto the IFCAP system, just to update the PO Registers. This does NOT affect the control point balance for Supply Fund or generate any LOG code sheets.		
PRCHPM DEPOT/GSA PUSH EDIT	Change DEPOT/GSA PUSH Order on PO Register	R
ROUTINE: EN9^PRCHEB		
DESCR: Allows user to edit and complete a DEPOT or GSA push order that has been entered to the PO register. Completing the order <i>only</i> changes the status. It does <i>not</i> update the Control Point balance, nor does it generate any LOG code sheets.		
PRCHPM DISPLAY MENU	Display/Print Menu (PPM)	M
DESCR: Contains display/print options available to Personal Property Management users.		

NAME	Menu Text	Type
Entry Action / Exit Action / Lock / Routine		
DESCR: Description		
PRCHPM LOG DEPT.NO.EDIT	Assign LOG Department Number to Fund Control Point	R
ROUTINE: EN15^PRCHE		
DESCR: Allows user in PPM to enter or edit the LOG Department Number associated with a Fund Control Point (to the Fund Control Point file).		
PRCHPM PO DEL REC	Delete a Receiving Report	R
ROUTINE: EN8^PRCHE		LOCK: PRCHRECDEL
DESCR: Allows an A&MM supervisor to delete a Receiving Report that has an electronic signature. This option is locked with security key PRCHRECDEL.		
PRCHPM PO REC	Receipt of Purchase Order	R
ROUTINE: PRCHREC		
DESCR: Used by A&MM to update the receipt of an order. The service may indicate receipt of partial orders. Subsequent partials will show the amount of goods received on previous deliveries.		
PRCHPM RA MENU	RA (Requirements Analyst) Menu	M
DESCR: Contains options used by the Requirements Analyst in the Personal Property Management (PPM) section of Acquisition and Materiel Management Service (A&MM). These options are used to process requests and requisitions for Supply Fund and create Log I, GSA and DLA code sheets.		
PRCHPM REC PRNT	Print Receiving Report	R
ROUTINE: EN4^PRCHRPT		
DESCR: Prints a copy of the receiving report.		
PRCHPM REQN ADJ VOUCHER	Adjustment Voucher to Requisition	R
ROUTINE: EN2^PRCHEB		LOCK: PRCHADVOUCHER
DESCR: Creates an Adjustment Voucher for a receiving report. User is allowed only to <i>decrease</i> the quantity received for any item on the receiving report.		
PRCHPM REQN BLD LST	Build List of 2237's Printed in PPM by Date	R
ROUTINE: EN1^PRCHRPT5		
DESCR: After user enters a Beginning and Ending date and time, IFCAP will build a list of all Requests previously printed in Supply within the date/time range, and will print the list on the device selected.		
PRCHPM REQN CANCEL	Cancel an Unobligated Requisition	R
ROUTINE: EN^PRCHEB		
DESCR: Allows user to cancel an unobligated requisition. The total amount of the requisition will zero.		
PRCHPM REQN DELV DATE EDIT	Change Delivery Date on Requisition	R
ROUTINE: ENA^PRCHEB		
DESCR: Allows user to edit the delivery date and comment fields for a Requisition.		

NAME	Menu Text	Type
Entry Action / Exit Action / Lock / Routine		
DESCR: Description		
PRCHPM REQN EDIT	Edit a Request Signed in PPM	R
ROUTINE: EN4^PRCHG		
DESCR: Allows the Accountable Officer to re-edit and re-sign a 2237 request in PPM.		
PRCHPM REQN PRNT FROM LST	Reprint 2237s in PPM from List	R
ROUTINE: EN1^PRCHRPT6		
DESCR: Allows user to reprint, in A&MM, some or all requests from a list generated by the option		
PRCHPM REQN REMOVE 2237	Remove 2237 from Requisition	R
ROUTINE: EN0^PRCHEB		
DESCR: Allows user to remove the line items associated with a 2237 from a Requisition. The line items can then be transferred onto another Requisition.		
PRCHPM REQST	Process a Request in PPM	R
ROUTINE: EN^PRCHG		
DESCR: Allows the Accountable Officer to assign the appropriate status to an 2237 request		
PRCHPM REQST SPLIT	Split a Request in PPM	R
ROUTINE: EN3^PRCHG		
DESCR: Used to extract line items from a 2237 request. It creates a new request for the extracted line items. It will print this new request.		
PRCHPM REQUISITION CLK MENU	Requisition Clerk Menu	M
DESCR: This menu is for PPM users who process requisitions and Log/GSA/DLA code sheets.		
PRCHPM RQ EDIT	Edit an Incomplete Requisition	R
ROUTINE: EN4^PRCHEA		
DESCR: Used to complete a Requisition that has not been signed by the contracting officer.		
PRCHPM RQ MENU	Requisition Processing	M
DESCR: Contains the options used to create Federal Requisitions.		
PRCHPM RQ NEW	New Requisition	R
ROUTINE: EN3^PRCHEA		
DESCR: Allows A&MM Service to prepare Requisitions. The agent may work from a printed form or, if the service is using the system to enter its requests, the agent may automatically transfer the data directly from the service order to the Requisition. After the basic Requisition data is entered, the agent provides additional data for discounts and terms. An Electronic Signature is required for release.		
PRCHPM UTILITIES	PPM Utility Menu	M
DESCR: Contains options used by Personal Property Management to track requests.		

NAME	Menu Text	Type
Entry Action / Exit Action / Lock / Routine		
DESCR: Description		
PRCHPM VEN EDIT	Federal Vendor Edit	E
DESCR: Allows Personal Property Management to add or edit a Vendor from a Federal Source or the Supply Warehouse.		

Table 6.28. Option List (PRCHQ)

NAME	Menu Text	Type
Entry Action / Exit Action / Lock / Routine		
DESCR: Description		
PRCHQ MANUAL	Manual Print of RFQ	R
ROUTINE: START^PRCHQM1		
DESCR: Used to print a manual RFQ.		
PRCHQ REPORTS	Evaluation and Award Menu	M
DESCR: Contains the reports and Quote evaluation options for the RFQ module.		
PRCHQ1	New RFQ	R
ROUTINE: EN2^PRCHQ2		
ENTRY: S:'\$\$ESIG^PRCHQ1(DUZ) XQUIT='''		EXIT: N/A
DESCR: Imports information from a 2237 and supporting documents into a Request for Quotation entry and enables the Purchasing Agent to edit the information.		
PRCHQ10	Transmit Unsent / Retransmit 864 Message	R
ROUTINE: RSND864^PRCHQ8		
DESCR: Enables user to transmit an previously entered (but not sent) 864 Text Message, or to retransmit an already sent 864 Text Message.		
PRCHQ11	Complete Quote Evaluation & Award	R
ROUTINE: EN^PRCHQ13		
ENTRY: S:'\$\$ESIG^PRCHQ1(DUZ) XQUIT='''		EXIT: N/A
DESCR: Enables user to assign vendors to items on the RFQ in preparation for the award.		
PRCHQ12	Background RFQ Close	R
ROUTINE: BKGND^PRCHQ10		
DESCR: Schedule this option if the site wishes to Close RFQs automatically after the Quote Due Date has been reached.		
PRCHQ13	Reopen Closed RFQ	R
ROUTINE: ENT^PRCHQ14		
ENTRY: S:'\$\$ESIG^PRCHQ1(DUZ) XQUIT='''		EXIT: N/A
DESCR: Enables the Contracting Officer/Purchasing Agent to reopen a closed Request for Quotation.		

NAME	Menu Text	Type
Entry Action / Exit Action / Lock / Routine		
DESCR: Description		
PRCHQ14	Edit Incomplete RFQ	R
ROUTINE: EN^PRCHQ2		
ENTRY: S:'\$\$ESIG^PRCHQ1(DUZ) XQUIT='''		EXIT: N/A
DESCR: Enables user to edit an existing, but still incomplete, RFQ.		
PRCHQ15	View RFQ	R
ROUTINE: PRTRFQ^PRCHQ11		
DESCR: Enables user to view the request portion of a Request for Quotation (RFQ) entry.		
PRCHQ16	Process Menu	M
DESCR: This menu is the submenu for entering an RFQ and processing during the announcement phase.		
PRCHQ17	Award an Evaluation Complete RFQ	R
ROUTINE: EN^PRCHQ13A		
ENTRY: S:'\$\$ESIG^PRCHQ1(DUZ) XQUIT='''		EXIT: N/A
DESCR: Enables user to award an RFQ which has previously been set to Evaluation Complete.		
PRCHQ19	Edit Mode Preference	R
ROUTINE: PEF^PRCHQ1C		
DESCR: Enables user to specify whether editing should be done via FileMan Input Templates or ScreenMan Forms. The user can alternately select to be prompted for edit mode within the editing options.		
PRCHQ2	Manual Entry of Vendor's Quote	R
ROUTINE: PRCHQ3		
ENTRY: S:'\$\$ESIG^PRCHQ1(DUZ) XQUIT='''		EXIT: N/A
DESCR: Enables the Purchasing Agent to enter a manually-submitted vendor's quote.		
PRCHQ3	Add Text Message	R
ROUTINE: PRCHQ5		
ENTRY: S:'\$\$ESIG^PRCHQ1(DUZ) XQUIT='''		EXIT: N/A
DESCR: Enables user to enter a 864 transaction Text Message, specify recipients, and transmit the message electronically to the recipients.		
PRCHQ4	Retransmit RFQ	R
ROUTINE: RETRANS^PRCHQ8		
DESCR: Enables user to retransmit an RFQ in "PENDING QUOTES" status in the event of a transmission error during an earlier attempt.		
PRCHQ5	Cancel RFQ	R
ROUTINE: PRCHQ5		
ENTRY: S:'\$\$ESIG^PRCHQ1(DUZ) XQUIT='''		EXIT: N/A

NAME	Menu Text	Type
Entry Action / Exit Action / Lock / Routine		
DESCR: Description		
DESCR: Sets the RFQ status to "CANCELLED" and the Request Worksheet file's entry back to "SENT TO PURCHASING & CONTRACTING." If the RFQ has been transmitted electronically, it also sends an RFQ Cancellation 840 Transaction.		
PRCHQ6	Close RFQ to Further Quotes	R
ROUTINE: EN^PRCHQ10		
ENTRY: S:'\$\$ESIG^PRCHQ1(DUZ) XQUIT='''		EXIT: N/A
DESCR: Enables the Purchasing Agent to set the status of the RFQ to "CLOSED." If the RFQ has been transmitted electronically, this option also sends an 864 Message Text transaction informing vendors that the RFQ is now closed.		
PRCHQ7	Quote Vendor Inquiry	R
ROUTINE: EN^PRCHQ11		
DESCR: Enables user to view information about vendors on a selected RFQ. The information includes what is on file for Ordering Address, Payment Address, and socioeconomic factors.		
PRCHQ8	View 864 Text Messages for RFQ	R
ROUTINE: PRTMSG^PRCHQ11		
DESCR: Enables user to view a range of text messages for a RFQ.		
PRCHQ9	View Single Vendor Quote	R
ROUTINE: QUOTEVU^PRCHQ12		
DESCR: Enables the Purchasing Agent to view the details of a quote.		
PRCHQM	Request for Quotation Main Menu	M
DESCR: This is the main menu for the Request for Quotation (RFQ) module.		
PRCHQRP2	RFQs Due Report	R
ROUTINE: NOTIFY^PRCHQRP5		
DESCR: Used to create a report of RFQs which are due on or before the current date.		
PRCHQRP3	Line Item Abstract	R
ROUTINE: START^PRCHQRP3		
DESCR: Used to create a report of quotes sorted by RFQ line item.		
PRCHQRP4	Aggregate Abstract	R
ROUTINE: START^PRCHQRP4		
DESCR: Used to create a report of an aggregate (single vendor award) RFQ.		
PRCHQRP6	Unawarded RFQs by Status Report	R
ROUTINE: START^PRCHQRP6		
DESCR: Used to create a report of RFQs sorted by status, either among all RFQs or among RFQs associated with a specific purchasing agent.		

Table 6.29. Option List (PRCHUSER)

NAME	Menu Text	Type
Entry Action / Exit Action / Lock / Routine		
DESCR: Description		
PRCHUSER COORDINATOR	IFCAP Application Coordinator Menu	M
DESCR: Contains options used by IFCAP Application Coordinators when implementing IFCAP at a facility. The options allow coordinators to enter IFCAP address, common PAT numbering series, and proper printer locations used by all IFCAP users.		
PRCHUSER MASTER	Combined A&MM Menus	M
ROUTINE: EN^PRCHQ10		
ENTRY: D VENEDITS^PRCHUTL		EXIT: N/A
DESCR: This main menu contains all of the menus assigned to A&MM employees. This includes menus for the following users: Purchasing Agents, Accountable Officers, Requirements Analysts, Requisition Clerks and Warehouse Workers.		
PRCHUSER PA	Purchasing Agent	M
ENTRY: S FLAG=1 D NOTIFY^PRCHQRP5,VENEDITS^PRCHUTL		EXIT: N/A
DESCR: This is the menu for the Purchasing Agents in Purchasing and Contracting.		
PRCHUSER PPM	Accountable Officer Menu	M
ENTRY: D EN5^PRCHG,EN1^PRCOSS1,EN1^PRCOSS2,EN1^PRCOSS3		EXIT: N/A
DESCR: Contains options used by the Accountable Officer to process requests. In addition, it contains the menus used by Requirements Analyst and Requisition Clerk in PPM. These menus include options that allow the entering of requisitions, creation and transmission of Log I, GSA and DLA code sheets and the management of posted stock items.		
PRCHUSER WAREHOUSE	Warehouse	M
DESCR: This is the menu for the Warehouse.		

Table 6.30. Option List (PRCO)

NAME	Menu Text	Type
Entry Action / Exit Action / Lock / Routine		
DESCR: Description		
PRCO AR SUPPLY VENDOR EDIT	Setup AR selected vendors	R
ROUTINE: PRCOVL		
ENTRY: S LOCAT="S"		EXIT: N/A
DESCR: Handles the editing and creating of a VRQ for vendor records chosen by Accounts Receivable users. Once the VRQ is "created" it will be reviewed by Fiscal or sent directly to Austin. The "CAN FISCAL ADD VENDORS?" flag in File 411 will govern if Fiscal or Supply edits these vendor records: if the flag is set to "YES," Fiscal will edit these records; otherwise, A&MM will edit.		

NAME	Menu Text	Type
Entry Action / Exit Action / Lock / Routine		
DESCR: Description		
PRCO AR VENDOR EDIT	Setup AR selected vendors	R
ROUTINE: PRCOVL	LOCK: PRCFA VENDOR EDIT	
ENTRY: D FIND^PRCHUTL S:STN411'=1 XQUIT=''" K STN411 S LOCAT='F"	EXIT: N/A	
DESCR: Handles the editing and creating of a VRQ for vendor records chosen by Accounts Receivable users. Once the VRQ is "created" it will be reviewed by Fiscal or sent directly to Austin. The "CAN FISCAL ADD VENDORS?" flag in File 411 will govern if Fiscal or Supply edits these vendor records: if the flag is set to "YES," Fiscal will edit these records; otherwise, A&MM will edit.		
PRCO EDI REPORTS	EDI/RFQ Reports	R
ROUTINE: PRCOER		
ENTRY: D ^PRCODJM	EXIT: K SENDER,USER	
DESCR: Allows user to monitor EDI/RFQ transactions sent to and from Austin.		
PRCO EDI RETRAN	EDI Retransmit	R
ROUTINE: START^PRCOPHA		
DESCR: Allows user to retransmit a PHA transaction to Austin.		
PRCO EDI VENDOR	EDI Vendor Edit	E
ROUTINE: START^PRCOPHA		
DESCR: Allows the Application Coordinator to update the EDI VENDOR and the VENDOR ID NUMBER fields in the VENDOR file, File 440.		
PRCO VRQ REVIEW	Review VENDOR REQUEST	R
ROUTINE: PRCORV	LOCK: PRCFA VENDOR EDIT	
DESCR: Allows Fiscal to review VENDOR REQUESTS prior to being sent to Austin. This option was added to reduce the number of VRQ s going to Austin. It is expected that the user reviewing the VRQ s will check with the VENDOR file in FMS, get any information available, and edit the vendor locally rather than sending a VRQ to Austin.		
PRCOFMS	FMS MESSAGE SERVER	S
ROUTINE: SERVER^PRCOSRV2		
DESCR: This server is a clone of PRCOISM with changes to handle the FMS document delimiters and the different control segment in FMS.		
PRCOISM	ISMS MESSAGE SERVER	S
ROUTINE: SERVER^PRCOSRV		
DESCR: This option acts as the message server for messages coming back to IFCAP from the ISMS system. It forwards the message to the proper destination based on the message type.		

Table 6.31. Option List (PRCP A — PRCPLO CLO)

NAME	Menu Text	Type
Entry Action / Exit Action / Lock / Routine		
DESCR: Description		
PRCP ABBREVIATED ITEM REPORT	Abbreviated Item Report	R
ROUTINE: PRCPAIR		
DESCR: Prints the Abbreviated Item Report. Report includes the item master number, description, NSN (for Warehouse), unit per issue, quantity on-hand, main storage location, and additional storage locations. The Warehouse will have the option to select specific item NSNs to display, and the report is sorted by NSN. The Primary and Secondary will have the option to select specific group categories to display, and the report is sorted by group category and description.		
PRCP ADJUSTMENT VOUCHER RECAP	Adjustment Voucher Recap	R
ROUTINE: PRCPRADJ		
DESCR: Prints the Adjustment Voucher Recap. The Recap includes all adjustments to the inventory point for the specified month and year. The report will print the item master number, description, NSN (for Warehouse), and unit per issue. The report will break out each transaction register entry and print the reference number, transaction number, date of adjustment, adjustment units, quantity adjusted, value adjusted, selling value, fund control point, reason code, and user. The inventory points will have the option to specify the month and year for adjustments. The warehouse report is sorted by NSN, while the report for the Primary and Secondary is sorted by description. The user has the option to print a summary of the report data. By printing the summary, the report will not display each item and transaction register entry. It will only print a summary of account code adjustments broken out by positive and negative adjustments.		
PRCP AUTOGENERATE PRIM/ WAREHOUSE	Auto-generate Orders	R
ROUTINE: PRCPAGP0		

NAME	Menu Text	Type
Entry Action / Exit Action / Lock / Routine		
DESCR: Description		
<p>DESCR: Auto-generates a Primary or Warehouse inventory point Repetitive Item List (RIL). The auto-generation will use the selected group categories and vendors (stored in the mandatory or suggested source field in the primary and warehouse inventory points) for selecting the items. When an item's available quantity (quantity on hand plus quantity due-in minus quantity due-out) falls below or equal to the standard reorder point, the item will be ordered. When an item's available quantity falls below or equal to the optional reorder point, the item will be ordered if there are other items for the same vendor which are being ordered due to the available quantity falling below the standard reorder point (if items only fall below the optional order point for a vendor, the order will not be generated).</p> <p>The quantity to order is the difference between the available quantity and the normal stock level. Conversion factors (warehouse to primary, vendor to primary, or vendor to warehouse), vendor minimal issue quantity, and vendor issue multiple also factor into the total quantity of an item to order.</p> <p>At completion of auto-generation, a series of reports can be generated. Each item in the inventory point will appear on one of the reports. This will aid in determining why an item was or was not ordered.</p>		
PRCP AUTOMATIC LEVEL SETTER	Automatic Level Setter	R
ROUTINE: PRCPRALS		
<p>DESCR: Produces a report that shows the current inventory levels versus the IFCAP-estimated levels. A user who has the manager key for the inventory point will have the option to automatically update the current levels to the estimated levels. The Primary and Secondary inventory point users will have the option to select specific group categories to display.</p>		
PRCP AVAILABILITY LISTING	Availability Listing	R
ROUTINE: PRCPRAVL		
<p>DESCR: Produces the Availability Listing. The report includes the item master number, description, NSN, unit per issue, group category, quantity on-hand, quantity due-in, quantity due-out, reorder point, issue multiple, average unit cost, total value, and whether the item is set to "kill when zero." The Warehouse will have the option to sort by the selected NSN or account code, and the report is sorted by account code and NSN. The Primary will have the option to select specific group categories to display, and the report is sorted by group category and description.</p> <p>The user has the option to print a summary of the report data. By printing the summary, the report will not display each item. In the Warehouse inventory point, the inventory value by account code will be summarized. In the Primary and Secondary inventory points, the inventory value by group category will be summarized.</p>		
PRCP CATALOG/ORDER FORM PRINT	Order Form	R
ROUTINE: PRCPRCAT		
<p>DESCR: Prints a catalog of items, which a distribution point can use for ordering and restocking its inventory point.</p>		

NAME	Menu Text	Type
Entry Action / Exit Action / Lock / Routine		
DESCR: Description		
PRCP CC ASSEMBLE	Assemble Case Cart	R
ROUTINE: PRCPCASC		
DESCR: Used to build selected case carts by the case cart definition (which describes the items and quantities which are used in building the case cart). The user will have the option to select the number of case carts to build. After selecting the number, a screen display will show the current quantity on-hand and new quantity on-hand (after building) for the items which make up the case cart definition. The new quantity on-hand is calculated by subtracting the current quantity on-hand by the quantity needed for disposable items (reusable items are not removed from the inventory point during assembly). If any item's new quantity on-hand falls below zero, a warning message will be displayed on the screen.		
PRCP CC DEFINITION REPORT	Case Cart Report	R
ROUTINE: PRCPCRDC		
DESCR: Produces the Case Cart Report. The report lists selected case carts displaying the items and quantities needed to assemble the case cart. Includes the items needed, description, quantity needed, whether the item is reusable or disposable, mandatory source vendor for reordering, catalog number for the mandatory source, and storage location.		
PRCP CC DISASSEMBLE	Disassemble Case Cart	R
ROUTINE: PRCPCDIC		
DESCR: Used to disassemble (break down) case carts and return the individual disposable items back to stock. When a case cart is disassembled, the quantity on-hand for the case cart will be decremented and the quantity on-hand for the disposable items will be incremented. The quantity on-hand for reusable items will not change.		
PRCP CC ENTER/EDIT DEFINITION	Enter/Edit/Create A Case Cart	R
ROUTINE: CASECART^PRPCED0		
DESCR: Allows user to define which items and quantity should be used in assembling the case cart. The user can also enter special instructions or remarks for the case cart.		
PRCP CC LINK OPCODES	Link Operation Codes to Case Carts	R
ROUTINE: OPCODES^PRPCED0		
DESCR: Allows user to link operation codes to specific case carts. When a patient is scheduled for an operation code, the system will recommend the case carts that should be ordered.		
PRCP CC MENU	Case Cart Menu	M
DESCR: This is the main menu for the primary and secondary inventory point case cart system.		
PRCP CC OPCODE-CC LINK REPORT	Operation Code-Case Cart Link Report	R
ROUTINE: PRCPCROC		
DESCR: Produces the Operation Code-Case Cart Link Report. The report lists selected case carts displaying the operation codes linked to the case cart. Includes the case cart description, item master number, the inventory point which the case cart should be ordered from, and the current quantity on-hand.		

NAME	Menu Text	Type
Entry Action / Exit Action / Lock / Routine		
DESCR: Description		
PRCP CC/IK LOCATOR REPORT	Specific Item Or Instrument Kit Locator Report	R
ROUTINE: PRCPCRLO		
DESCR: Produces the Specific Item Or Instrument Kit Locator Report, which indicates which case carts contain a specified item or instrument kit and which instrument kits contain a specified item. Includes case cart or instrument kit, the inventory point which created the case cart or instrument kit and the quantity needed to assemble the case cart or instrument kit.		
PRCPLO CLO GIP OPTION	CLO GIP Reports (CLRS)	R
ROUTINE: ENT^PRCPLO3		
DESCR: Each month, routines are scheduled to run the data extracts associated with PRC*5.1*83 (CLRS). As part of this run, the VMS flat files for both the Procurement and GIP extracts are created for FTP transmission. This routine handles the GIP data extracts, while routine PRCHLO5 handles the Procurement extracts. This is the option used by the Prosthetics and Clinical Logistics Office to gather GIP information. It runs the Stock Status Report and Days of Stock on Hand Report for every combination of station and active inventory point present within a system and creates extracts in the CLRS REPORT STORAGE file (#446.7). These extracts are "*" delimited files and encompass data extracted from the first day of the previous month to the last day of the previous month. The extracts are stored in the CLRS REPORT STORAGE file (#446.7) until the FTP transmission to the CLRS occur as instructed by the Prosthetics and Clinical Logistics Office		
PRCPLO CLO MENU	Clinical Logistics Office Menu	M
ROUTINE: N/A		
DESCR: This option is the Menu of all Clinical Logistics Office (Chief Logistics Office) options attached to the IFCAP Application Coordinator [PRCHUSER COORDINATOR] menu.		
PRCPLO CLO SYSTEM PARAM	CLO System Parameters (CLRS)	R
ROUTINE: ENT^PRCPLO4		LOCK: XUPROG
DESCR: This option presents the user with the current value for the system parameters associated with PRC*5.1*83 (CLRS) and prompts them to enter new values if needed. Entries are screened for validity and any setting errors are returned to the user. This option is only intended to be used by IRM staff and access to it is restricted to those who have the XUPROG key.		

Table 6.32. Option List (PRCP COMPREHENSIVE — PRCP DUEOUT)

NAME	Menu Text	Type
Entry Action / Exit Action / Lock / Routine		

DESCR: Description		
PRCP COMPREHENSIVE ITEM REPORT	Comprehensive Item Report	R
ROUTINE: PRCPRCOM		
DESCR: Prints a comprehensive listing of items within the inventory point.		
PRCP CONVERSION FACTOR REPORT	Conversion Factor Report	R
ROUTINE: PRCPRCFR		
DESCR: Produces the Conversion Factor Report. The report displays the inventory point items with procurement sources and conversion factors. Includes the item master number, description, NSN, unit per issue, quantity on-hand, procurement sources, unit per receipt and conversion factor. The Warehouse will have the option to select specific item NSNs to display, and the report is sorted by NSN. The Primary and Secondary will have the option to select specific group categories to display, and the report is sorted by group category and description.		
PRCP CONVERT SECONDARY	Convert Secondary to Primary	R
ROUTINE: PRCPCSP		LOCK: PRCP MGRKEY
DESCR: Converts an existing Secondary inventory point into a Primary. The Secondary must be a distribution point for the Primary most recently selected. Existing stock and reorder levels may be preserved. Existing PROCUREMENT SOURCES and the MANDATORY SOURCE (if present) in the secondary being converted will be replaced with the corresponding fields from the existing primary that supplies it. It is anticipated that this option will be used most frequently in conjunction with linkage of multiple primaries to a single FCP.		
PRCP COPY PRIMARY TO SECONDARY	Copy Primary To Secondary	R
ROUTINE: PRCPECPP		
DESCR: Copies all items from a Primary inventory point to any Secondary inventory point managed by the Primary.		
PRCP COPY SECOND TO SECOND	Copy Secondary To Secondary	R
ROUTINE: PRCPECPS		
DESCR: Copies all items from one Secondary to another Secondary inventory point managed by the same Primary inventory point.		
PRCP COST TREND ANALYSIS	Cost Trend Analysis Report	R
ROUTINE: PRCPRCTA		

NAME	Menu Text	Type
Entry Action / Exit Action / Lock / Routine		
DESCR: Description		
<p>DESCR: Produces the Cost Trend Analysis Report. The report computes the average item cost for the specified period based on the monthly opening balance last receipt cost. It will compare the computed average item cost with the current monthly opening balance average cost and display the percent increase or decrease change. The report includes the item master number, description, NSN (for Warehouse), unit per issue, cumulative average cost, current month average item cost, and percent change. It will break out each month and year in the selected date range and display the last cost opening balance. The user will have the option to specify the date range which should be used in computing the average item cost. The user can also specify which items to display and to print only a summary of the report. If the user selects to print only a summary, the report will not break out each month and year on the report. The Warehouse can select specific NSNs to display and the report is sorted by NSN. The Primary and Secondary can select specific item master numbers to display, and the report is sorted by description. The Primary will have the option to select specific group categories to display; the report is sorted by group category and description.</p>		
PRCP DATE RECEIVED DELETE	Date Received Delete (for Issue Book Requests)	E
<p>DESCR: Allows user to delete or change the "DATE RECEIVED" field on a request. This field should be set only when the final partial on a request has been received, and is a flag to the system that no more receiving is due. If the user has accidentally specified that an order was received complete when it was not, the user can delete this field, and will then be allowed to receive more on the request.</p>		
PRCP DAYS STOCK ON HAND REPORT	Days Of Stock On Hand Report	R
ROUTINE: PRCPRSOH		
<p>DESCR: Produces the Days Of Stock On Hand Report. The report shows the item master number, description, NSN (for Warehouse), unit per issue, total usage for the period, average usage per day, current quantity on-hand, number of days of quantity on-hand remaining, and the total selling value of stock on hand. The total selling value of stock on-hand is shown at the end of the report. The Warehouse will have the option to select specific item NSNs to display and the number of days stock on-hand. Items which are greater or less than the specified number of days stock on-hand will be printed. The Warehouse report is sorted by NSN. The Primary and Secondary will have the option to select specific group categories to display and the number of days stock on-hand. Items which are greater than or less than the specified number of days stock on-hand will be printed. This report is sorted by group category and description.</p>		
PRCP DIETETIC COST REPORT	Dietetic Cost Report	R
ROUTINE: PRCPRDCR		
<p>DESCR: Produces the Dietetic Cost Report, which lists items received into specified inventory points. The report is sorted by selected inventory point, food group (from the item master file), NSN, and selected date received.</p>		
PRCP DISPLAY ITEM	Display Item	R
ROUTINE: PRCPRIT0		
<p>DESCR: Produces a comprehensive item report for a selected item stored in the inventory point or a selected item stored in a distribution point.</p>		

NAME	Menu Text	Type
Entry Action / Exit Action / Lock / Routine		
DESCR: Description		
PRCP DIST COST EDIT	Distribution Costs Enter/Edit	R
ROUTINE: EDIT^PRCPUCC		
DESCR: Allows the costing data displayed on the "History of Distribution Report" (see PRCP DIST HISTORY REPORT) to be entered or changed.		
PRCP DIST HISTORY REPORT	History Of Distribution Report	R
ROUTINE: PRCPRPDH		
DESCR: Produces the History Of Distribution Report, which shows the distribution history to or from the inventory point by cost center and by MIS costing section.		
PRCP DIST ORDER LIST TO/FROM	List Distribution Orders To/From Inventory Points	R
ROUTINE: PRCPRLDO		
DESCR: Displays the distribution orders which have not been posted from the primary to the secondary inventory point. Allows the Primary to print the picking tickets for all orders which have been released, but have not had a picking ticket previously printed. The user has the option to print the orders with or without a breakout of the items on the order.		
PRCP DIST ORDER PRIM DUEOUTS	Calculated Due-Out Quantity Report	R
ROUTINE: PRCPRDOR		
DESCR: Prints a list of due-outs from the distribution orders. A user with the manager key will also have the option to update the inventory point with the calculated quantity due-out.		
PRCP DIST ORDER PROCESSING	Distribution Order Processing	R
ROUTINE: PRCPOPL		
DESCR: This is the main option for entering, releasing, and posting distribution orders from the Primary inventory point to the Secondary inventory point.		
PRCP DIST ORDER SECOND DUEINS	Calculated Due-In Quantity Report	R
ROUTINE: PRCPRDOR		
DESCR: Prints a list of due-ins from the distribution orders. A user with the manager key will also have the option to update the inventory point with the calculated quantity due-in.		
PRCP DUE-IN ITEM REPORT	Due-In Item Report	R
ROUTINE: PRCPRDIN		

NAME	Menu Text	Type
Entry Action / Exit Action / Lock / Routine		
DESCR: Description		
<p>DESCR: Produces the Due-In Item Report showing the inventory point items which have outstanding transactions stored (in the inventory point) as due-ins. Includes the outstanding transaction, associated purchase order, vendor, estimated delivery date or partial numbers not received in, and the due-in quantity.</p> <p><i>Note:</i> The results of this report may not agree with the report generated by the option “Update Calculated Due-Ins/Outstanding Transactions” (see PRCP DUEIN CALCULATE/UPDATE), because the “Update” option report shows the <i>calculated</i> due-ins, not the <i>stored</i> due-ins. If the “Update” option is run and the update is performed, the “Due-In Item Report” option can be run again and will then agree with the “Update” report, since the “Update” option will store the calculated due-ins.</p>		
PRCP DUEIN CALCULATE/UPDATE	Update Calculated Due-Ins/Outstanding Transaction	R
ROUTINE: PRCPRDIO		
<p>DESCR: Use to print a report showing the calculated due-ins, or to update the inventory point with the calculated due-ins. The calculated due-ins are based on transactions (2237's) and purchase orders which have not been received in after a specified date. The date entered should represent the date the last transaction or purchase order was received in (probably no later than 6 to 9 months in the past). The report should be run before doing the update so the results can be verified first. The report will show a listing of the calculated due-ins compared to the total due-in quantity stored in the inventory point. If the due-ins disagree, the update should be performed.</p> <p><i>Note:</i> The report may not agree with the “Due-In Item Report” (see PRCP DUE-IN ITEM REPORT), since the “Due-In Item Report” uses the stored values and not the <i>calculated</i> values. The update will remove all due-ins stored in the inventory point and reset the due-ins to the newly calculated values.</p>		
PRCP DUEOUT/OUTST TRAN CLEAN	Clean Up Old Transactions And Due-Outs	R
ROUTINE: PRCPWDOU		
<p>DESCR: Use to recalculate the due-outs from the Warehouse inventory point for issue book requests not posted. The due-out quantity is calculated from issue book request ordered after a specified date. The date selected should be the date the last issue book request has <i>not</i> been posted (probably 6 to 9 months in the past). All issue book request before the specified date will be made final and can no longer be selected for posting. The due-out quantity stored in the inventory point will be updated to the newly calculated due-out quantity. This option should be run at <i>night</i> since it will lock the transaction (2237) file, and Services will be unable to create <i>any</i> orders. After the option has calculated the due-outs, a report will print displaying the outstanding issue book request, line item numbers due-out, date of the request, primary inventory point making the request, and the outstanding due-out quantity.</p>		
PRCP DUEOUT/OUTST TRAN REPORT	Outstanding (Due-Outs) Transaction Listing	R
ROUTINE: PRCPWDOR		

NAME	Menu Text	Type
Entry Action / Exit Action / Lock / Routine		
DESCR: Description		

DESCR: Use to recalculate the due-outs from the warehouse inventory point for issue book requests not posted. The due-out quantity is calculated from issue book requests which have not been posted to the primary inventory point. This option should be run at *night* since it is computer processing unit (CPU)-intensive. After the option has calculated the due-outs, a report will print displaying the outstanding issue book request, line item numbers due-out, date of the request, primary inventory point making the request, and the outstanding due-out quantity.

The report will also show the warehouse quantity on-hand and stored quantity due-out compared to the total calculated quantity outstanding (due-out). If the quantity due-out and the quantity outstanding disagree, the “Clean Up Old Transactions And Due-Outs” (see PRCP DUEOUT/OUTST TRAN CLEAN) option should be used.

Table 6.33. Option List (PRCP EDIT — PRCP I*)

NAME	Menu Text	Type
Entry Action / Exit Action / Lock / Routine		
DESCR: Description		
PRCP EDIT DISTR PT ITEMS	Enter/Edit Items On Distribution Point	R
ROUTINE: PRCPEITD		
DESCR: Allows a warehouse or primary inventory point to update information on selected items for a distribution point. In order to select a distribution point, the distribution point must not be maintaining their inventory items.		
PRCP EDIT INVENTORY ITEMS	Enter/Edit Inventory Item Data	R
ROUTINE: PRCPEILM		
DESCR: Allows items to be added, deleted, or changed within the inventory point. This is the main option for keeping the inventory items up to date. When using this option, an item may be selected up-front followed by the field types to edit, or, the field types to edit may be selected first followed by the inventory items to edit.		
PRCP EDIT MASTER ITEM FILE	Master Item File Edit	R
ROUTINE: PRCPE441		
DESCR: Used to edit the fields in the item master file which are used by the SPD inventory point for case carts and instrument kits.		
PRCP EMERGENCY STOCK REPORT	Emergency Stock Report	R
ROUTINE: PRCPREME		
DESCR: Prints a report of inventory point items which the quantity on-hand is at or below the emergency stock level. The report shows the unit per issue, normal stock level, emergency stock level, quantity on-hand, quantity due-in, quantity due-out, and interval order point. The report also shows the due-in transactions and associated purchase order number, vendor, estimated receiving date, and the due-in quantity. After the report has printed, the message "You have items at or below the emergency stock level" will be cleared.		
PRCP FMS REBUILD/RETRANSMIT	FMS Code Sheets Rebuild/Retransmit	R
ROUTINE: PRCPSFR0		
DESCR: Used to rebuild and retransmit the FMS code sheets (IV and SV) from the Generic Code Sheet stack file.		
PRCP GRAPH USAGE	Graph Usage	R
ROUTINE: PRCPRGRA		
DESCR: Displays a graph of usage for the past 13 months for selected items.		
PRCP GROUP CATEGORY EDIT	Group Category Enter/Edit	R
ROUTINE: PRCPEGRP		
DESCR: Allows the manager of an inventory point to change or remove group categories which have been set up for the inventory point.		
PRCP IK ASSEMBLE	Assemble Instrument Kit	R
ROUTINE: PRCPCASK		

NAME	Menu Text	Type
Entry Action / Exit Action / Lock / Routine		
DESCR: Description		
DESCR: Used to build selected instrument kits by the instrument kit definition (which describes the items and quantities which are used in building the instrument kit). The user will have the option to select the number of instrument kits to build. After selecting the number, a screen display will show the current quantity on-hand and new quantity on-hand (after building) for the items which make up the instrument kit definition. The new quantity on-hand is calculated by subtracting the current quantity on-hand by the quantity needed for disposable items (reusable items are not removed from the inventory point during assembly). If any item's new quantity on-hand falls below zero, a warning message will be displayed on the screen.		
PRCP IK DEFINITION REPORT	Instrument Kit Report	R
ROUTINE: PRPCRDK		
DESCR: Produces the Instrument Kit Report. The report lists selected instrument kits displaying the items and quantities needed to assemble the instrument kit. Includes the items needed, description, quantity needed, whether the item is reusable or disposable, mandatory source vendor for reordering, catalog number for the mandatory source, and storage location.		
PRCP IK DISASSEMBLE	Disassemble Instrument Kit	R
ROUTINE: PRPCDIK		
DESCR: Used to disassemble (break down) instrument kits and return the individual disposable items back to stock. When an instrument kit is disassembled, the quantity on-hand for the instrument kit will be decremented and the quantity on-hand for the disposable items will be incremented. The quantity on-hand for reusable items will not change.		
PRCP IK ENTER/EDIT	Enter/Edit/Create A Instrument Kit	R
ROUTINE: INSTRKIT^PRPCEDO		
DESCR: Allows user to define which items and quantity should be used in assembling the instrument kit. The user can also enter the method of sterilization, method of wrapping/packaging, and special instructions or remarks for the instrument kit.		
PRCP IK MENU	Instrument Kit Menu	M
DESCR: This is the main menu for the Primary and Secondary inventory point instrument kit system.		
PRCP INACTIVE ITEMS REPORT	Inactive Items Report	R
ROUTINE: PRCPRIIR		
DESCR: Produces the Inactive Items Report. The report shows items which have not been used (distributed) and not received into the inventory point within a specified time period. Includes the last usage date, last receipt date, and due-out quantity. If the item is marked "DELETE ITEM WHEN INVENTORY 0," the quantity on-hand will also be displayed. The user is presented with a prompt to include or exclude Zero Quantity items in the report.		
PRCP INFORMATION REPORTS MENU	Informational Reports Menu	M
DESCR: Contains the reports which will provide information on items stored in the inventory point.		
PRCP INQUIRE FILE ENTRIES	File Inquiry	R
ROUTINE: PRCPRIINQ		

NAME	Menu Text	Type
Entry Action / Exit Action / Lock / Routine		
DESCR: Description		
DESCR: Allows user to inquire on VA FileMan file entries. The option will display selected entry data on the screen for the user to review.		
PRCP INV CONTROL PARAM PRINT	Inventory Control Parameters Print	R
ROUTINE: PRCPRINV		
DESCR: Prints the control parameters for the inventory point or a selected distribution point. The parameters include the number of items stored in the inventory point, the cost center, fund control points, inventory point users (showing managers), distribution points, and any user classified as ODI manager (ODI MGR).		
PRCP INVENTORY MENU	Inventory File Maintenance Menu	M
ENTRY: K:\$G(PRCP("DPTYPE"))='P" PRCP S PRCP("DPTYPE")='P" D DISPLAY^PRCPUSEL I '\$G(PRCP("I")) S XQUIT=1 D NOMENU^PRCPUSEL		
EXIT: N/A		
DESCR: This menu includes the options for a Primary to maintain the items stored in the inventory point.		
PRCP INVENTORY SALES REPORT	Inventory Sales Report	R
ROUTINE: PRCPRISR		
DESCR: The Inventory Sales Report will print the item master number, description, nsn (for whse), date issued, quantity sold, selling cost, and total value sold. The warehouse will have the option to select specific item nsn's and distribution points to display. The user can also specify the issue date range for sales. The report will sort by distribution point and nsn. The primary will have the option to select specific distribution points and the issue date range for sales. The report will sort by distribution point and description. The secondary has the option to select specific recipients and the date range. The report will sort by recipient and item description. Additionally, the user of any of these reports has the option to print a summary of the report data. By printing the summary, the report will eliminate the print of each item and only print the total sales to selected distribution points or recipients.		
PRCP INVPT PARAM ENTER/EDIT	Enter/Edit Inventory And Distribution Points	R
ROUTINE: PRCPENLM		
DESCR: Allows the inventory point manager to edit the control parameters for the inventory point and distribution points. The control parameters include the cost center, fund control points, inventory point users, distribution points, etc.		
PRCP ISMS BALANCE TASKMAN	TaskMan Sends ISMS Balance Update	R
ROUTINE: TASKMAN^PRCPSMBO		

NAME	Menu Text	Type
Entry Action / Exit Action / Lock / Routine		
DESCR: Description		
DESCR: This option can be set up through TaskManager to automatically send the ISMS Balance Update Transaction at a specified time. This ISMS transaction will send a snapshot of the current warehouse inventory balances to ISMS. ISMS will use the balances contained in this transaction to overlay the current ISMS balances.		
PRCP ISMS BALANCE UPDATE	Balance Update Transaction (IM-6)	R
ROUTINE: PRCPSMB0		
DESCR: This ISMS transaction sends a “snapshot” of the current warehouse inventory balances to ISMS. ISMS will use the balances contained in this transaction to overlay the current ISMS balances.		

Table 6.34. Option List (PRCP KWZ — PRCP PRINT)

NAME	Menu Text	Type
Entry Action / Exit Action / Lock / Routine		
DESCR: Description		
PRCP KWZ REPORT	Items Flagged ‘Kill When Zero’ Report	R
ROUTINE: PRCPRKWZ		
DESCR: Produces the Items Flagged ‘Kill When Zero’ Report. The report lists items in the inventory that are flagged “DELETE ITEM WHEN INVENTORY 0.” Includes the item information, unit per issue, and quantity on-hand.		
PRCP LAST PROC SOURCE REPORT	Last Procurement Source For Item Report	R
ROUTINE: PRCPLAS		
DESCR: Produces the Last Procurement Source For Item Report. The report lists the items in the inventory point and the last vendor the item was ordered from. Includes the item information, unit per issue, quantity on-hand, last vendor, purchase order number, unit per receipt, unit price, and quantity ordered.		
PRCP LET STAFF REPLACE QOH	Let Staff Replace Inventory Quantities	R
ROUTINE: AC^PRCPSSQA		LOCK: PRCPAQOH
DESCR: This option will be accessible only to the IFCAP Application Coordinator. It allows the coordinator to authorize OA&MM staff to create requests that force their GIP inventory to be automatically adjusted to what exists in the linked supply station at the time the request is made. <i>Note:</i> This key was apparently added by a patch prior to patch PRC*5.1*83, but was never documented herein.		
PRCP MAIN MENU	Primary Inventory Point Main Menu	M
ENTRY: K PRC,PRCP S PRCP("DPTYPE")="P" D ^PRCPUSEL I \$G(PRCP("I"))S XQUIT=1 D NOMENU^PRCPUSEL	EXIT: K PRCP,PRC	
DESCR: This is the main menu for a primary inventory point.		

NAME	Menu Text	Type
Entry Action / Exit Action / Lock / Routine		
DESCR: Description		
PRCP MANAGER MENU	Manager For Primary Inventory Point Menu	M
ENTRY: K:\$G(PRCP("DPTYPE"))="P" PRCP S PRCP("DPTYPE")="P" D DISPLAY^PRCPUSEL I \$G(PRCP("I")) S XQUIT=1 D NOMENU^PRCPUSEL		LOCK: PRCP MGRKEY
DESCR: Contains options for editing primary control parameters and for calculating due-ins, etc.		
PRCP NIGHTLY EMER STK LVL	Night Task Flag Inventory at Emergency Stock Lvl	R
ROUTINE: PRCPUEMS		
DESCR: This option should be set up as a background job by the site manager to run once nightly. The job searches the inventory file, and if any items are found that have a quantity on hand less than or equal to the emergency stock level assigned to the item, a flag will be set on the inventory, so that the next time a user signs on to that inventory, they will see a message notifying them that they have stock at emergency reorder level and will be allowed to run a report showing them which items are at that level.		
PRCP NON-SS ORDER BUILDER	Non-SS Order Builder	R
ROUTINE NSS^PRCPAGSS		
DESCR This option will be activated only through the Task Manager and will control the effort to automatically generate a distribution order for all secondary inventory points not linked to a supply station.		
PRCP ON-DEMAND AUDIT REPORT	On-Demand Audit Activity Report	R
ROUTINE PRIMARY^PRCPRODA		
DESCR: This report will be for inventory point selected. Audit activity will be kept for 13 months or for the last 3 audits performed, whichever is greater. User will be prompts for Group Category and whether to sort by item number or description. This report will list information for an item whose On-Demand setting has ever changed. The report will include the date/time of the change, who made the change, the reason for the change and what the setting was changed to.		
PRCP ON-DEMAND CONFLICT REPORT	On-Demand Conflicts Report	R
ROUTINE: PRIM^PRCPRODM		
DESCR: This report list all the items whose On-Demand setting is 'NO' in the Secondary and 'YES' in the Primary Inventory Point. The user will be prompted to select specific group categories and whether to sort by item number or description. The Primary Inventory Point used to make the comparison is the mandatory source for the item in the Secondary Inventory Point.		
PRCP ON-DEMAND USERS	On-Demand Users Enter/Edit	R
ROUTINE: ENT^PRCPAODI		
DESC: This option allows the Application Coordinator to assign or delete specified users access to change the On-Demand setting of items in specified inventory points.		
PRCP OPEN BALANCES TASKMAN SET	Automatically Set Inventory Opening Balances	R
ROUTINE: TASKSET^PRCPUBAL		

NAME	Menu Text	Type
Entry Action / Exit Action / Lock / Routine		
DESCR: Description		
DESCR: This option should be run by TaskManager on the first day of the month at 00:05 am to set the opening inventory balances for the inventory points.		
PRCP PACKAGING DISCREP PRINT	Packaging/Procurement Source Discrepancy Report	R
ROUTINE: PRCRPKG		
DESCR: Produces the Packaging/Procurement Source Discrepancy Report. The report lists discrepancies found with items stored in the inventory point. Discrepancies include packaging and unit discrepancies and vendor discrepancies.		
PRCP PATIENT DISTR COST REPORT	Patient Distribution Cost Report	R
ROUTINE: PRCRPCR		
DESCR: Produces the Patient Distribution Cost Report. The report lists the items distributed to patients. The report will break out costs by patient, inpatients and outpatients, surgical specialty, procedure/operation code, and surgeon.		
PRCP PHYSICAL COUNT FORM	Physical Count Form	R
ROUTINE: PRCRPCR		
DESCR: Produces the Physical Count Form for a Primary or Secondary inventory point sorted by main storage location, group category, and description.		
PRCP PICK TKT REPRINT (POSTED)	Reprint Posted Picking Ticket	R
ROUTINE: PRCRPIT		
DESCR: Allows the manager of the Warehouse inventory point to reprint a picking ticket from an issue book request posted at a specific time.		
PRCP POST ISSUE BOOK ORDER	Post Issue Book Order	R
ROUTINE: PRCPWPLM		
DESCR: Used by the Warehouse to post an issue book distribution order. When the order is posted, the quantity on-hand and quantity due-out in the Warehouse is adjusted, and the quantity on-hand and due-in in the primary is adjusted. At completion of posting, the FMS and ISMS code sheets are automatically created and transmitted to Austin.		
PRCP POSTED DIETETIC REPORT	Posted Dietetic Cost Report	P
DESCR: Produces the Posted Dietetic Cost Report. The report lists posted items (<i>i.e.</i> , items with "Log Voucher No." The report is sorted by Food Group and Date Of Transaction.		
PRCP POSTED STOCK ITEMS REPORT	Posted Stock Items Report	R
ROUTINE: PRCRPOS		
DESCR: Produces the Posted Stock Items Report. The report items stored in the inventory point that are designated as posted stock (distribution from the Warehouse). Includes the item information, quantity on-hand, unit per issue, unit per receipt, and conversion factor.		
PRCP PPM INVPT PARAM E/E	Inventory Point Management	R
ROUTINE: ADDNEW^PRCPENLM		

NAME	Menu Text	Type
Entry Action / Exit Action / Lock / Routine		
DESCR: Description		
DESCR: Allows PPM user to add or edit inventory points.		
PRCP PPM MENU	Posted Stock Management	M
ENTRY: N/A		EXIT: K PRCP
DESCR: This menu allows PPM to designate posted stock (Issue Book) items on the Item Master file. It also allows PPM to notify those services that are using the Generic Inventory System to place their issue book orders, that those orders are due in A&MM. PPM will also be able to edit the Normal Stock Level field for items that have a mandatory source as Supply Warehouse vendor in the Primary inventory points.		
PRCP PRINT ITEM ON DISTR INV	Print Item On Distribution Inventory Point	R
ROUTINE: DISTPT^PRCPRCOM		
DESCR: Prints a comprehensive item report of items stored for a selected distribution point.		

Table 6.35. Option List (PRCP PURGE — PRCP SUBSTITUTE)

NAME	Menu Text	Type
Entry Action / Exit Action / Lock / Routine		
DESCR: Description		
PRCP PURGE AUTOMATIC RUN	Inventory Automatic Purge Taskman Option	R
ROUTINE: DQ^PRCPXALL		
DESCR: This option is controlled by TaskManager. This option should be set up to run the first day of each month starting around 1:00am.		
PRCP PURGE DISTRIBUTION HIST	History By Cost Center Purge	R
ROUTINE: PRCPXDIS		
DESCR: Used to purge the Distribution/Usage History totals by cost center, for the month specified by the user. This file is used to create the month-end distribution report used by accounting.		
PRCP PURGE MENU	Purge History Files Menu	M
ENTRY: D DISPLAY^PRCPUSEL I '\$G(PRCP("I")) S XQUIT=1 D NOMENU^PRCPUSEL		EXIT: N/A
DESCR: Contains options allowing the user to purge various history files, in order to free up disk space.		
PRCP PURGE RECEIPTS HISTORY	Receipts History By Item Purge	R
ROUTINE: PRCPXREC		
DESCR: Used to purge the receipts history for items stored in the inventory point. This option should be run once a month and will purge stored data which is older than 13 months. The data is used in the report		

NAME	Menu Text	Type
Entry Action / Exit Action / Lock / Routine		
DESCR: Description		
PRCP PURGE TRANS REGISTER	Transaction Register Purge	R
ROUTINE: PRCPXTRA		
DESCR: Used to purge the transaction register for all transactions which affect the inventory point that are older than 13 months. This option should be run once a month in order to free up disk space. The data is used for printing the inventory transaction register report.		
PRCP PURGE USAGE/DISTRIBUTION	Usage/Distribution Monthly Totals Purge	R
ROUTINE: PRCPXUSE		
DESCR: Used to purge the usage/distribution totals for items stored in the inventory point and are older than 13 months. This option should be run once a month in order to free up disk space. The data is used in the various "Usage Reports."		
PRCP QUANTITY DISTRIBUTION	Quantity Distribution Report	R
ROUTINE: PRCPRQDR		
DESCR: Produces the Quantity Distribution Report. The report presents a comparison between the normal stock level (entered by the user) and the calculated average stock distributed for the past year. This report will help in making adjustments to the stock levels (temporary, emergency, and normal). Provides a breakout of the quantity distributed by month, which will help in determining usage trends for items. The report includes the item master number, description, NSN (for Warehouse), unit per issue, standard reorder point, optional reorder point, temporary stock level, emergency stock level, and normal stock level. The Warehouse will have the option to select specific item NSNs to display, and the report is sorted by NSN. The Primary will have the option to select specific item master numbers to display; that report is sorted by description. The secondary will have options similar to the primary but the report will display recipients instead of distribution points.		
PRCP RECEIVE ISSUE BOOK ORDER	Receive Issue Book Order	R
ROUTINE: PRCPWPL		
DESCR: Used by the Primary inventory point to receive in issue book requests distributed by the warehouse. When receiving in the issue book request, the Primary on-hand quantity and due-in quantity is adjusted. The Warehouse quantities are not changed until the Warehouse posts the issue book request. If the Warehouse <i>has</i> posted the issue book request, the Primary will not be able to receive the order in since the Primary receiving process was done during Warehouse posting.		
PRCP RECEIVE PURCHASE ORDER	Purchase Order Receiving To Inventory Point	R
ROUTINE: PRCPPOLM		

NAME	Menu Text	Type
Entry Action / Exit Action / Lock / Routine		
DESCR: Description		
DESCR: Used for receiving from any source <i>other than</i> Supply Warehouse (Issues). User enters a PO and the partial number received. For recurring items, the process updates inventory quantity. The process also recalculates the average unit cost for the item, based on a weighted average between the quantity on hand at the old average price, and the quantity received at a new price. It also updates the last unit cost, and the date last received, as well as receiving history showing the date and quantity received, and the percentage of normal stock level on hand before the receipt was posted to the inventory. If the user has specified that a detailed inventory transaction history should be kept, this file is also updated. For nonrecurring items, the process updates only the distribution history for the inventory point receiving the item.		
PRCP RECEIVING/DISTR MENU	Receiving And Distribution Menu	M
ENTRY:	K:\$G(PRCP("DPTYPE"))="P" PRCP S PRCP("DPTYPE")="P" D DISPLAY^PRCPUSEL I '\$G(PRCP("I")) S XQUIT=1 D NOMENU^PRCPUSEL	EXIT: N/A
DESCR: Contains all the options related to receiving and distribution in an inventory point.		
PRCP REMOVE SS FROM DIST ORD	Remove Supply Station From Dist Order	R
ROUTINE: REMFLAG^PRCPOPR		
DESCR: This option will only be used when the interface between GIP and the supply stations is down for a long time. It allows the user to identify an individually orders that will be processed further in GIP and not by the supply stations.		
PRCP REPLACE ON-HAND INVENTORY	Adjust Quantity to Supply Station Values	R
ROUTINE: PRCPSSQT LOCK: PRCPSSQOH		
DESCR: This option enables an authorized user to request that the quantities of items in the inventory point are adjusted to the quantities reported by the linked supply station at the time the request is made.		
PRCP REPORTS MENU	Reports Menu	M
ENTRY:	K:\$G(PRCP("DPTYPE"))="P" PRCP S PRCP("DPTYPE")="P" D DISPLAY^PRCPUSEL I '\$G(PRCP("I")) S XQUIT=1 D NOMENU^PRCPUSEL	EXIT: N/A
DESCR: Contains reports which can be used by the primary inventory point to manage and track item data.		
PRCP SS QTY DISCREPANCIES	Supply Station Quantity Discrepancies	R
ROUTINE: PRCPRDIS		
DESCR: This option will produce a report of all items whose on hand quantity differs from the on hand quantity last reported by the supply station. The option is only meant to be run by secondaries linked by supply stations.		
PRCP STOCK STATUS REPORT	Stock Status Report	R
ROUTINE: PRCPPOLM		

NAME	Menu Text	Type
Entry Action / Exit Action / Lock / Routine		
DESCR: Description		
DESCR: Produces the Stock Status Report. The report provides a summary of all issues, receipts, and adjustments with the opening and closing balances by account codes. It will calculate the turnover rate, inactive item percent, long supply percent. All inventory points will have the option to select the specified month and year for the report. Also, users can enter the item inactivity cutoff month and year. Items which have not had activity after the specified cutoff date, will be used to calculate the inactive item percent on the report.		
PRCP STORAGE LOCATION EDIT	Storage Location Enter/Edit	R
ROUTINE: PRCESTO		
DESCR: Allows the manager of an inventory point to change or remove storage locations which have been set up for the inventory point.		
PRCP SUBSTITUTE LISTING	Substitute Listing Report	R
ROUTINE: PRCESTO		
DESCR: Produces the Substitute Listing Report. The report includes the item master number, description, NSN, unit per issue, quantity on-hand, and substitute items. The warehouse will have the option to select specific item NSNs to display. The report is sorted by NSN.		
PRCP SUPPLY STA ORDER BUILDER	Supply Station Order Builder	R
ROUTINE: SSS^PRCPAGSS		
DESCR: This option will be activated only through the Task Manager and will control the effort to automatically generate a distribution order for all secondary inventory points linked to a supply station.		

Table 6.36 Option List (PRCP SURGERY — PRCP WHERE)

NAME	Menu Text	Type
Entry Action / Exit Action / Lock / Routine		
DESCR: Description		
PRCP SURGERY MENU	Surgery Supply Ordering Menu	M
ENTRY: K:\$G(PRCP("DPTYPE"))="S" PRCP S PRCP("DPTYPE")="S" D DISPLAY^PRCPUSEL I '\$G(PRCP("I")) S XQUIT=1 D NOMENU^PRCPUSEL		
EXIT: K PRCP,PRC		
DESCR: This is the main menu for the surgery users. It allows surgery users to tie operation codes to specific case carts and instrument kits. It also allows the surgery user to quickly complete orders to SPD for scheduled surgical procedures.		
PRCP SURGERY ORDER	Enter/Edit Surgical Case Cart Request	R
ROUTINE: PRCPCSOR		
DESCR: Allows a Surgery user to quickly place orders to SPD for scheduled operation procedures. The Surgery user can specify the patient and scheduled operation. If there are case carts tied to the operation, the user can quickly release the order to SPD and the picking ticket will automatically print in SPD.		

NAME	Menu Text	Type
Entry Action / Exit Action / Lock / Routine		
DESCR: Description		
PRCP TRANSACTION REG REPORT	Transaction Register Report	R
ROUTINE: PRCPRTRA		
DESCR: Produces the Transaction Register Report . The Register stores all transactions which affect the inventory, for a specified month-year. User can select a single item, multiple items, or all items stored in the inventory point.		
PRCP TRANSACTION REG REPORT	Transaction Register Report	R
ROUTINE: PRCPCSOR		
DESCR: Produces the Transaction Register Report . The Register stores all transactions which affect the inventory, for a specified month-year. User can select a single item, multiple items, or all items stored in the inventory point.		
PRCP UNDO CONVERSION	Undo a Secondary to Primary Conversion	R
ROUTINE: EN^PRCPCSPX LOCK: PRCP MGRKEY		
ENTRY: EXIT: K PRC,PRCP S PRCP("DPTYPE")="P" D ^PRCPUSEL S:\$G(PRCP("I")) XQUIT=1 S XQMM("J")="PRCP MAIN MENU"		
DESCR: Reverses (“undoes”) a conversion from Secondary to Primary. That is, the inventory point will become a Secondary once again. All inventory parameters, stock levels, reorder points, procurement sources, and MIS costing sections will automatically be restored to whatever they were immediately prior to conversion. The inventory point will also be reconnected with its former Primary.		
PRCP UNIT COSTING REPORT	Unit Costing Report	R
ROUTINE: PRCPRCOS		
DESCR: Produces the Unit Costing Report. The report lists items stored in the inventory point, showing the item information, unit per issue, SKU, average cost, last cost, and unit cost. This report can be used to verify the correct costing information in the warehouse.		
PRCP UPDATE SUPPLY STA ITEMSR	Supply Station Item Update	R
ROUTINE: INIT^PRCPHLM		
DESCR: This option will build transactions for supply station secondaries, that will be sent to its associated supply station. Transactions will be created for all items in the selected inventory point whose normal stock level is greater than zero. All transactions will be flagged as either item adds or item edits, as specified by the user of this option.		
PRCP USAGE DEMAND ANALYSIS	Usage Demand Analysis Report	R
ROUTINE: PRCPRUS1		

NAME	Menu Text	Type
Entry Action / Exit Action / Lock / Routine		
DESCR: Description		
<p>DESCR: Produces the Usage Demand Analysis Report. The report shows the decrease or increase in usage for items stored in the inventory point. The report will compare a selected month-year to a range of dates (from month-year to month-year) and print the increase or decrease (specified) percentage change (also specified) for the period. The report will show the quantity used in the comparison month, the average quantity used per month for the date range, and the percent increase or decrease in usage. The report will sort from low percent usage to high percent usage. User will be able to select display items in specific group categories; STANDARD; ON-DEMAND; or ALL ITEMS.</p>		
PRCP USAGE DEMAND ITEM REPORT	Usage Demand Item Report	R
ROUTINE: PRCPRUSE		
<p>DESCR: Produces the Usage Demand Item Report. The report shows the reports the usage/distribution within a specified date range of a single item, a set of selected items or of all items stored in the inventory point within a specified date range. User will be able to select display items in specific group categories; STANDARD; ON-DEMAND; or ALL ITEMS.</p> <p>The report can be sorted by NSN (warehouse) or group category (primary or secondary inventory points) with the items in each category sorted either numerically or alphabetically. The report shows item information, unit per issue, last cost, average cost, used month-year, quantity used, total cost, and cumulative quantity and cost totals for each item in the date range.</p>		
PRCP VOUCHER SUMMARY REPORT	Voucher Summary Report	R
ROUTINE: PRCPRVSR		
<p>DESCR: Produces the Voucher Summary Report. The report can be used to reconcile the warehouse inventory point for the month.</p>		
PRCP WHERE ITEM STOCKED REPORT	Display Where An Item Is Stocked	R
ROUTINE: PRCPRSTK		
<p>DESCR: Prints a report showing which inventory points stock a specified item. The report includes the distribution point, quantity on hand, and unit per issue. A field labeled 'OD' is displayed when the item is classified as ON-DEMAND.</p>		

Table 6.37. Option List (PRCP2)

NAME	Menu Text	Type
Entry Action / Exit Action / Lock / Routine		
DESCR: Description		
PRCP2 AUTOGENERATE SECONDARY	Auto-generate Orders	R
ROUTINE: PRCPAGS0		
DESCR: Use this option to auto-generate a Secondary inventory point distribution order. The auto-generation will use the selected Primary distribution points (stored in the mandatory or suggested source field in the secondary) for selecting the items. When an item's available quantity (quantity on hand plus quantity due-in minus quantity due-out) falls below or equal to the standard reorder point, the item will be ordered. When an item's available quantity falls below or equal to the optional reorder point, the item will be ordered if there are other items for the same vendor which are being ordered due to the available quantity falling below the standard reorder point (if items only fall below the optional order point for a vendor, the order will not be generated). The quantity to order is the difference between the available quantity and the normal stock level. Conversion factors (primary to secondary), primary minimal issue quantity, and primary issue multiple also factor into the total quantity of an item to order. At completion of auto-generation, a series of reports can be generated. Each item in the inventory point will appear on one of the reports. This will aid in determining why an item was or was not ordered.		
PRCP2 INVENTORY MENU	Inventory File Maintenance Menu	M
ENTRY: K:\$G(PRCP("DPTYPE"))="S" PRCP S PRCP("DPTYPE")="S" D DISPLAY^PRCPUSEL I '\$G(PRCP("I")) S XQUIT=1 D NOMENU^PRCPUSEL		
DESCR: This menu includes the options for a secondary to maintain the items stored in the inventory point.		
PRCP2 MAIN MENU	Secondary Inventory Point Main Menu	M
ENTRY: K PRC,PRCP S PRCP("DPTYPE")="S" D ^PRCPUSEL I '\$G(PRCP("I")) S XQUIT=1 D NOMENU^PRCPUSEL		
DESCR: This is the main menu for a Secondary inventory point.		
PRCP2 MANAGER MENU	Manager For Secondary Point Menu	M
ENTRY: K:\$G(PRCP("DPTYPE"))="S" PRCP S PRCP("DPTYPE")="S" D DISPLAY^PRCPUSEL I '\$G(PRCP("I")) S XQUIT=1 D NOMENU^PRCPUSEL		
DESCR: Contains options for editing the secondary control parameters.		
PRCP2 PURGE MENU	Purge History Menu	M
ENTRY: K:\$G(PRCP("DPTYPE"))="S" PRCP S PRCP("DPTYPE")="S" D DISPLAY^PRCPUSEL I '\$G(PRCP("I")) S XQUIT=1 D NOMENU^PRCPUSEL		
DESCR: Contains options allowing the user to purge various history files, in order to free up disk space.		

NAME	Menu Text	Type
Entry Action / Exit Action / Lock / Routine		
DESCR: Description		
PRCP2 REPORTS MENU	Reports Menu	M
ENTRY: K:\$G(PRCP("DPTYPE"))="S" PRCP S PRCP("DPTYPE")="S" D DISPLAY^PRCPUSEL EXIT: N/A I '\$G(PRCP("I")) S XQUIT=1 D NOMENU^PRCPUSEL		
DESCR: This menu offers access to various reports that allow the user to manage his/her inventory, and to track distribution of expendable supplies. Contains reports which can be used by the secondary inventory point to manage and track item data.		
PRCP2 STOCK REPLENISHMENT MENU	Stock Replenishment Menu	M
ENTRY: K:\$G(PRCP("DPTYPE"))="S" PRCP S PRCP("DPTYPE")="S" D DISPLAY^PRCPUSEL EXIT: N/A I '\$G(PRCP("I")) S XQUIT=1 D NOMENU^PRCPUSEL		
DESCR: This menu provides options for requesting supplies from a Primary Inventory point.		
PRCP2 SUPPLY STATION TXN PROCESSOR	PROCESSOR FOR SUPPLY STATION TXNS TASKMAN OPTION	R
ROUTINE: NEWMSG^PRCPHL70		
DESCR: This option is controlled by the taskmanager and should be set up to run several times an hour.		

Table 6.38. Option List (PRCPW)

NAME	Menu Text	Type
Entry Action / Exit Action / Lock / Routine		
DESCR: Description		
PRCPW ADJUST APPROVAL	Approve Adjustments	R
ROUTINE: PRCPAWAP		
DESCR: Used to approve entire adjustments (all items) or single items on an adjustment. When an item adjustment is approved, the item adjustment will no longer appear on the 'Unapproved Adjustment Report.'		
PRCPW ADJUST MENU	Adjust Inventory Quantity Menu	M
DESCR: This menu provides options which will adjust inventory item quantities on-hand. It also contains the option to move item quantities to and from non-issuable status, and the report to track items which are in non-issuable. .		
PRCPW ADJUST NONISSUE REPORT	Non-Issuable Stock Report	R
ROUTINE: PRCPRNON		
DESCR: Produces the Non-Issuable Stock Report. The report lists the items and quantities which have been placed in non-issuable. An item can be placed in non-issuable using the option 'Adjust Inventory Quantity.' When an item is placed into non-issuable, it is subtracted from the quantity on-hand. When an item is placed back into issuable (from non-issuable), it is added back to the quantity on-hand.		

NAME	Menu Text	Type
Entry Action / Exit Action / Lock / Routine		
DESCR: Description		
PRCPW ADJUST QUANTITY	Adjust Inventory Quantity	R
ROUTINE: PRCPAWA0		
DESCR: Used to adjust the warehouse quantity on-hand for selected items. The adjustments can be four types: an issue adjustment, a purchase order adjustment, to/from non-issuable, or an "other" type adjustment (actual count, etc.). After an adjustment is made, the correct code sheets are automatically created and transmitted.		
PRCPW ADJUST UNAPPROVE REPORT	Unapproved Adjustment Report	R
ROUTINE: PRCPAWR0		
DESCR: Produces the PRCPAWR0. The report lists the adjustments and items which have not been approved. Adjustments can be approved using the option "Approve Adjustments" (see PRCPW ADJUST APPROVAL).		
PRCPW INFORMATION REPORTS MENU	Informational Reports Menu	M
DESCR: This menu offers access to the reports that provide information on items stored in the inventory point.		
PRCPW INVENTORY MENU	Inventory File Maintenance Menu	M
ENTRY: K:\$G(PRCP("DPTYPE"))="W" PRCP S PRCP("DPTYPE")="W" D DISPLAY^PRCPUSEL EXIT: N/A I '\$G(PRCP("I")) S XQUIT=1 D NOMENU^PRCPUSEL		
DESCR: This menu provides options for a Warehouse to maintain the items stored in the inventory point.		
PRCPW MAIN MENU	Warehouse--General Inventory/Distribution Menu	M
ENTRY: K PRC,PRCP S PRCP("DPTYPE")="W" D ^PRCPUSEL EXIT: K I '\$G(PRCP("I")) S XQUIT=1 D NOMENU^PRCPUSEL PRC,PRC		
DESCR: This is the main menu for a Warehouse inventory point.		
PRCPW MANAGER MENU	Manager For Supply Warehouse Inventory Point Menu	M
ENTRY: K:\$G(PRCP("DPTYPE"))="W" PRCP S PRCP("DPTYPE")="W" D DISPLAY^PRCPUSEL LOCK: PRCPW I '\$G(PRCP("I")) S XQUIT=1 D NOMENU^PRCPUSEL MGRKEY		
DESCR: Contains options for editing Warehouse control parameters, calculating/updating due-ins and due-outs, reprinting an issue book picking ticket, and for creating/transmitting ISMS code sheets.		
PRCPW PHYSICAL COUNT FORM	Physical Count Form	R
ROUTINE: PRCPRPHW		
DESCR: Produces the Physical Count Form for the Warehouse. The report is sorted by main storage location, account code, and NSN.		

NAME	Menu Text	Type
Entry Action / Exit Action / Lock / Routine		
DESCR: Description		
PRCPW RECEIVING/DISTR MENU	Receiving and Distribution Menu	M
ENTRY: K:\$G(PRCP("DPTYPE"))="W" PRCP S PRCP("DPTYPE")="W" D DISPLAY^PRCPUSEL I '\$G(PRCP("I")) S XQUIT=1 D NOMENU^PRCPUSEL EXIT: N/A		
DESCR: Contains all the options to handle Warehouse receiving and distribution.		
PRCPW REPORTS MENU	Reports Menu	M
ENTRY: K:\$G(PRCP("DPTYPE"))="W" PRCP S PRCP("DPTYPE")="W" D DISPLAY^PRCPUSEL I '\$G(PRCP("I")) S XQUIT=1 D NOMENU^PRCPUSEL EXIT: N/A		
DESCR: This menu offers access to various reports that allow the user to manage his/her inventory, and to track distribution of expendable supplies.		

Table 6.39. Option List (PRCS EXCEPTION — PRCS OFFICIAL)

NAME	Menu Text	Type
Entry Action / Exit Action / Lock / Routine		
DESCR: Description		
PRCS EXCEPTION CLEAR	Clear FMS Exception File Entries	R
ROUTINE: CLEAR^PRCSREC1		
DESCR: Used to clear entries from the FMS Exception File which are earlier than a selected date.		
PRCS EXCEPTION REPORT	FMS Exception Transaction Report	R
ROUTINE: EXCEPT^PRCSREC1		
DESCR: Produces the FMS Exception Transaction Report, which is used by the IFCAP Application Coordinator to generate a report of FMS transactions that did not post to control points at their site. This option may also be used by Budget Analysts.		
PRCS REC.DATE ALL	All Transactions with Final Partial	R
ROUTINE: EN1^PRCSRCD		
DESCR: This routine looks at all transactions for a selected control point. For each transaction read, IFCAP checks whether PO has been entered, and the date received has not yet been entered. IFCAP then checks the partials. If the final partial has been received, or the PO is either a Certified Invoice, Direct Delivery or Payment in Advance, user is allowed to enter the Date Received by the Service.		
PRCS REC.DATE MENU	Record Date Received by Service Menu	M
DESCR: Allows control point user to enter the date a transaction was completely received (<i>i.e.</i> , final partial) in his/her service.		
PRCS REC.DATE SINGLE	Single Transaction	R
ROUTINE: EN2^PRCSRCD		

NAME	Menu Text	Type
Entry Action / Exit Action / Lock / Routine		
DESCR: Description		
DESCR: After Control Point user selects a transaction, IFCAP checks status of PO and receipt.. If a PO has been entered, and the date received has not yet been entered, IFCAP then checks the partials. If the final partial has been received, or the PO is either a Certified Invoice, Direct Delivery or Payment in Advance, user is allowed to enter the Date Received by the Service.		
PRCS REINSTATE	Reinstate IFCAP Terminated User	R
ROUTINE: USERIN^PRCSUT41		
DESCR: Used to reinstate an IFCAP user whose IFCAP access was terminated using the Kernel function. The user may also add as a Supply employee when reinstated, if appropriate.		
PRCS REPOST	Repost FMS Exceptions	R
ROUTINE: START^PRCSREC4		
DESCR: Used to repost FMS transactions from the FMS Exceptions File (File 417.1) to the FMS Transaction File (File 417). This option should be used only after inaccurate Control Point elements have been edited and reset.		
PRCS RPT ENTERED, NOT APP REQS	CP Entered, Not Approved Requests	R
ROUTINE: EN0^PRCB2B		
DESCR: Used to print requests from the control point that have not been approved by the Control Point Official. These requests will have the status as ENTERED in the RUNNING BALANCE STATUS field.		
PRCS1358	New 1358 Request (Section)	R
ROUTINE: EN^PRCSEA1		
DESCR: Allows a requestor to enter 1358 requests.		
PRCS1358A	Edit 1358 Request (Section)	R
ROUTINE: ED^PRCSEA1		
DESCR: Allows a requestor to edit 1358 requests which they have entered.		
PRCSANTN	Change Existing Transaction Number	R
ROUTINE: ANTN^PRCSUT2		
DESCR: Allows user to replace a Transaction number. The user specifies the Fiscal year, quarter and Control Point number and the system automatically assigns a new Transaction number for that order.		
PRCSAPP	Approve Requests	R
ROUTINE: PRCSAPP		LOCK: PRCSAPO
DESCR: Used by those persons who have access to Approve orders before they are transferred to A&MM for action. The user can review the order, make any changes and optionally forward the order to A&MM. User must have an Electronic Signature to access this function.		

NAME	Menu Text	Type
Entry Action / Exit Action / Lock / Routine		
DESCR: Description		
PRCSCP	Copy a Transaction (Section)	R
ROUTINE: PRCSCP		
DESCR: Used to copy a temporary request into a new temporary request, which may then be edited.		
PRCSCSP	Reconciliation of PO/Sub-CP Dollar Amounts	R
ROUTINE: PRCSP1F		
DESCR: Produces the Reconciliation of PO/Sub-CP Dollar Amounts report, which lists transactions that have the status OBLIGATED - 1358; ORDERED AND OBLIGATED; or ORDERED AND OBLIGATED (AMENDED). Detailed on the report is the initial Sub-Control Point dollar distribution with the committed, obligated and adjusted dollar amounts for adjusting the final dollar distribution for your Sub-Control Points.		
PRCSCT	Cancel Transaction with Permanent Number	R
ROUTINE: CT^PRCSEA		
DESCR: Allows the user to cancel a transaction within his Control Point.		
PRCSCTR	Ceiling Report	R
ROUTINE: CTR^PRCSP1A		
DESCR: Produces the Ceiling Report. The report shows all the ceiling transactions for a Control Point for a quarter of the Fiscal Year.		
PRCSD	Display Control Point Activity Menu	M
ENTRY: D INIT2^PRCS		EXIT: N/A
DESCR: This menu provides Control Point Activity displays which contains requests/transactions information.		
PRCSDT	Delete a Request (Section)	R
ROUTINE: DT^PRCSEA		
DESCR: Allows user to delete a Transaction from his Control Point. Transactions which have already been transferred to A&MM/Fiscal cannot be deleted.		
PRCSECP	Copy a Transaction	R
ROUTINE: PRCSECP		
DESCR: Allows a Control Point to copy a pre-existing transaction. The information which is required for a new request has been deleted and the user is prompted to edit and complete this new request.		
PRCSEDRS	Edit a Request (Section)	R
ROUTINE: EDRS^PRCSEA		
DESCR: Used by a Requestor to edit an order prior to review by the Initiator.		

NAME	Menu Text	Type
Entry Action / Exit Action / Lock / Routine		
DESCR: Description		
PRCSEDTD	Edit a 2237 (Service)	R
ROUTINE: EDTD^PRCSEB0		
DESCR: Used to edit a request submitted to an Initiator or Approver prior to final approval and transfer to A&MM.		
PRCSENA	Enter FCP Adjustment Data	R
ROUTINE: ENA^PRCSEB1		LOCK: PRCSCPO
DESCR: Used to enter an Adjustment Transaction. The user specifies the Fiscal Year, Quarter and Control Point. Data is then entered for the date and dollar amount for a Purchase Order/Obligation number.		
PRCSENA FISCAL	Enter FCP Adjustment Data (FISCAL)	R
ROUTINE: ENFIS^PRCSEB1		
DESCR: Used by Fiscal to enter FCP adjustment data. User can post to committed and/or obligated columns.		
PRCSENMDR	Record Receipt of Multiple Delivery Schedule Items	R
ROUTINE: PRCSEM		
DESCR: Allows user to record Multiple Delivery Schedule Items distribution of a repetitive, non-repetitive or repetitive/non-repetitive transaction.		
PRCSENRB	New 2237 (Service) Request	R
ROUTINE: ENRB^PRCSEB		
DESCR: Allows user to screen requests for approval by the Control Point official. User may review requests entered by Requestors, edit those requests, or enter new requests.		
PRCSENRS	Enter a Request (Section)	R
ROUTINE: ENRS^PRCSEA		
DESCR: Allows user with Requestor privileges to enter the information necessary for a 2237, 1358 and other requests. The request is then available for review by the designated clerk. If the clerk decides to change it to a 2237 it may then be passed to the Control Point official for final approval.		

NAME	Menu Text	Type
Entry Action / Exit Action / Lock / Routine		
DESCR: Description		
PRCSOTR	PO with Associated Transactions	R
ROUTINE: OTR^PRCSP1		
DESCR: Shows all the Purchase Orders/Obligations for a Control Point.		
PRCSPCCT	Cost Center Totals	R
ROUTINE: CCT^PRCSP1C		
DESCR: Shows transactions for a Control Point according to cost centers.		
PRCSPITEMH	Item History	R
ROUTINE: ITEMH^PRCSP1A		
DESCR: Prints or displays the history of an item in the Item file, using the last five purchase orders on which the item appeared.		
PRCSPNR	Sort Group Report	R
ROUTINE: PROJ^PRCSP1B		
DESCR: Produces the Sort Group Report , which lists transactions that have been posted against a Sort Group.		
PRCSPOS	Purchase Order Status	R
ROUTINE: POS^PRCSP1B		
DESCR: Displays the status of a purchase order and prints/displays full purchase order if requested by user.		
PRCSPPM	PPM Status of Transactions Report	R
ROUTINE: PRCSP1A2		
DESCR: Produces the PPM Status of Transactions Report, which displays the PPM status codes for transactions for a control point.		
PRCSPRF	Print/Display Request Form	R
ROUTINE: PRF^PRCSP1		
DESCR: Prints or displays a 2237 or 1358 form.		
PRCSPRFT	Print/Display Request Form (Section)	R
ROUTINE: PRNT^PRCSP1		
DESCR: Prints or displays a 2237 forms for users with Requestor level access.		

NAME	Menu Text	Type
Entry Action / Exit Action / Lock / Routine		
DESCR: Description		
PRCSSCP	Assign Ceiling to Sub-Control Points	R
ROUTINE: ACSCP^PRCSED		
DESCR: Allows the Control Point Official/Clerk to assign sub-control points to a ceiling transaction.		
PRCSSCPR	Sub-Control Point Report	R
ROUTINE: SUBCP^PRCSP1B		
DESCR: Produces the Sub-Control Point Report. The report provides the Control Point Clerk with a running balance report for a selected sub-control point similar to the running balance report for a control point.		
PRCSSDT	BOC Detail Totals	R
ROUTINE: SUBTOT^PRCSP1A1		
DESCR: Produces the BOC Detail Totals Report, which displays item quantity and estimated cost for a control point's transactions, grouped by budget object code.		
PRCSSUB RPT	BOC Totals	R
ROUTINE: SUB^PRCSP1C1		
DESCR: Produces the BOC Totals Report, which displays a summary report of costs for a budget object code.		
PRCSTOR	Classification of Request Report	R
ROUTINE: TOR^PRCSP1D		
DESCR: Produces the Classification of Request Report, which provides committed and estimated costs for all transactions for a selected station, fiscal year, quarter, control point and type of request.		
PRCSTS	Transaction Status Report	R
ROUTINE: TS^PRCSP1		
DESCR: Produces the Transaction Status Report, which prints or displays the status of a Transaction for Control Point Clerks/Officials.		
PRCSTSS	Request Status Report (Section)	R
ROUTINE: TSS^PRCSP1		
DESCR: Prints or displays the status of a transaction for Requestors.		

Table 6.43. Option List (PRCT BARCODE — PRCT STATUS)

NAME	Menu Text	Type
Entry Action / Exit Action / Lock / Routine		
DESCR: Description		
PRCT BARCODE USER	Barcode User Menu	M
DESCR: Allows a user to transfer a barcode program from the host computer to the barcode reader and send scanned data back from the reader to the barcode file.		
PRCT COMMENT ALIGNMENT	Comment Alignment	R
ROUTINE: COM^PRCTBAR		
DESCR: Allows the alignment of comments in a barcode program. Comments can also be aligned by using the FileMan programmer 'Y' option during the edit function. By executing the following code, comments can be aligned at any column for a range of lines: S Y=[column] D CON^PRCTBAR For example, while editing a barcode program, to align comments at the 28th column for lines 20-40: At the "EDIT Option:" prompt, enter YES. Then enter "S Y=28 D CON^PRCTBAR." FileMan then asks for the range of lines to process. Enter the range from 20 through 40, and those lines will have comments aligned at column 28.		
PRCT DATA MANAGER	Data Manager Menu	M
DESCR: This menu handles the options that are needed to manage data that has been collected from a barcode reader.		
PRCT DESIGN LABEL	Design Label	R
ROUTINE: PRCTRED		
DESCR: Allows design of a customized report or label. It interfaces with VA FileMan, but allows the user to design a FileMan report using a word-processing field with parameters.		
PRCT DOWNLOAD BARCODE PROGRAM	Download Barcode Program	R
ROUTINE: PRCTBAR		
DESCR: Takes a barcode program from the barcode file and sends it to the barcode reader.		
PRCT ENTER/EDIT/VIEW	Enter/Edit/View	R
ROUTINE: DATA^PRCTUTL		
DESCR: Allows viewing what data a user previously uploaded from a barcode reader, and the status of the barcode data. Permits user to enter, edit or view barcode data.		
PRCT INQUIRE LABEL	Inquire Label	R
ROUTINE: INQ^PRCTUTL		
DESCR: Allows user to view information on a report that has already been designed.		
PRCT LABELS	Labels Menu	M
DESCR: Contains options needed to design and print customized FileMan reports.		

NAME	Menu Text	Type
Entry Action / Exit Action / Lock / Routine		
DESCR: Description		
PRCT MGR	Barcode Manager Menu	M
DESCR: This is the master menu for all Barcode options needed for the collection and management of both barcode data and barcode programs.		
PRCT PARAMETER ENTER/EDIT	Parameter Enter/Edit	R
ROUTINE: PARAM^PRCTUTL		
DESCR: Allows user to enter and edit barcode program parameters (for example, Routine and Line Tag that process data, Time to Queue Routine that process the data, etc.).		
PRCT PRINT LABELS	Print Labels	R
ROUTINE: PRCTLAB		
DESCR: Allows printing of a compiled customized VA FileMan report.		
PRCT PROGRAM ENTER/EDIT	Program Enter/Edit	R
ROUTINE: PRO^PRCTUTL		
DESCR: Allows user to enter and edit barcode programs.		
PRCT PROGRAMMER (BARCODE)	Programmer (Barcode) Menu	M
ENTRY: N/A		
LOCK: PRCT MGR		
DESCR: Contains options needed for a barcode programmer to create and download barcode programs for the barcode reader.		
PRCT SCHEDULE DATA TO PROCESS	Schedule Data To Process	R
ROUTINE: PRCTMAN		
DESCR: Used to reschedule the processing of data that may have failed to run because of an error.		
PRCT SPECIALITY COMMANDS	Specialty Commands Enter/Edit	A
ENTRY: F X=0:0		
S DIC="^PRCT(446.6," , DIC(0)="QEAML", DLAYGO=446.6		
D ^DIC Q:Y<0 S DIE=DIC,DA=+Y,DR="[PRCT SPECIALITY COMMANDS]" D ^DIE		
K DIE,DIC,%DT,%X,D0,DA,DLAYGO,DQ,DR,J		
DESCR: Allows the entering and editing of specialty commands for Intermec Trakker 9440 and Label 3X1/Intermec 8646.		
PRCT STATUS OF DATA	Status Of Data	A
ENTRY: S DIC="^PRCT(446.4," ,BY="[PRCT DATA UPLOAD STATUS]",		
FLDS=BY,L=0 D EN1^DIP K %DT,DP		
DESCR: Prints status of data that is being uploaded or has been uploaded from barcode readers. The following are status codes that are used as progress reports:		
ATTEMPTING DATA UPLOAD User is currently uploading data		

NAME	Menu Text	Type
Entry Action / Exit Action / Lock / Routine		
DESCR: Description		
DATA UPLOAD FAILURE	Data upload has failed	
DATA UPLOAD SUCCESSFUL	Data has successfully uploaded	
TASKED FOR JUL 07,1989@14:50	Data will be processed at specified time	
DEVICE NOT SELECTED	User has not selected a device for processing	
RUN FAIL, RTN FLD IS MISSING	Routine is not defined (446.4,.04)	
RUN FAIL, RTN IS MISSING	Routine (446.4,.04) is not on system	
STARTED AT JUL 07,1989@14:52	Data has started processing at specified time	
FINISHED ON JUL 07,1989@15:31	Data finished processing at specified time	
<p>The above status give the ability to view the progress of data from the point of when it was uploaded from the barcode reader to the time it has been processed. Certain status are errors (such as RUN FAIL and DEVICE NOT SELECTED); these mean the data will never be processed because of an unexpected error in the process.</p> <p>The normal progression of status that data will take is:</p> <ol style="list-style-type: none"> 1) ATTEMPTING DATA UPLOAD 2) DATA UPLOAD SUCCESSFUL 3) TASKED FOR [date/time] 4) STARTED AT [date/time] 5) FINISHED ON [date/time] 		

Table 6.44. Option List (PRCT UPLOAD — PRCU FPDS)

NAME	Menu Text	Type
Entry Action / Exit Action / Lock / Routine		
DESCR: Description		
PRCT UPLOAD BARCODE DATA	Upload Barcode Data	R
ROUTINE: PRCTREAD		
DESCR: Allows the upload of data from a barcode reader to the barcode data subfield of the barcode program file.		
PRCU <25K W/O FPDS	Less Than 25K Without FPDS	A
<p>ENTRY: S DIC="^PRC(442,",DHD="Less Than 25K W/O FPDS Data",L=0,FLDS="[PRCU W/O FPDS]",BY="[PRCU W/O FPDS]",FR="?,"_PRC("SITE")_","-9,0,1",TO="?,"_PRC("SITE")_"z.,25000,1" D EN1^DIP,K^PRCHFPD</p> <p>EXIT: N/A</p>		
DESCR: Allows user to print a list of all Purchase Orders with a total dollar amount less than \$25,000, which have had either no FPDS data, or incomplete FPDS data entered (includes those with FY88 data entered on FY89 PO's). The user is asked to enter a beginning and ending PO date range.		

NAME	Menu Text	Type
Entry Action / Exit Action / Lock / Routine		
DESCR: Description		
PRCU >25K	Greater than 25K	A
ENTRY: S DIC="^PRC(442," ,DHD="Greater Than 25K Without FPDS Data",L=0,FLDS="[PRCU W/O FPDS] ",BY="[PRCU W/O FPDS] ",FR="?", "_PRC("SITE")_"- ,9,25000.01,1",TO="?", "_PRC("SITE")_"z,,,1" D EN1^DIP,K^PRCHFDP		
DESCR: Allows user to print a detailed FPDS report of total PO amounts greater than \$25,000.		
PRCU FPDS <25K	Less than 25K FPDS	R
ROUTINE: FPD^PRCHFDP		
DESCR: Allows user to print a report of subtotals by FPDS code for all purchase orders less than \$25,000. The user is asked to specify a beginning and ending PO Date range for the report.		
PRCU FPDS CONTRACT	Contracts FPDS Report	A
ENTRY: S DIC="^PRC(442," ,L=0,FLDS="[PRCU FPDS CONTRACT # PRINT] ",BY="[PRCU FPDS CONTRACT #] ",FR="?", , , , "_PRC("SITE")_"- , , , " ,TO="?", , , , "_PRC("SITE")_"z" D EN1^DIP,K^PRCHFDP		
DESCR: Allows user to print an FPDS report of total PO amounts by Contract Numbers.		
PRCU FPDS DATA EDIT	FPDS Data Edit	R
ROUTINE: EN1^PRCHFPE		
DESCR: Allows user to edit FPDS data on a purchase order at any time after the PO has been signed by a purchasing agent. Before it is signed, the FPDS data can be edited using the normal Edit an Incomplete Purchase Order option.		
PRCU FPDS LI	Line Item Count FPDS	A
ENTRY: S DIC="^PRC(442," ,L=0,FLDS="[PRCU FPDS LI PRINT] ",BY="[PRCU FPDS LI] ",FR="?", "_PRC("SITE")_" ,9," ,TO="?", "_PRC("SITE")_"z , , " D EN1^DIP,K^PRCHFDP		
DESCR: Allows user to print an FPDS report by PO number with line item counts and total PO amounts.		
PRCU FPDS RPT	FPDS Reports - FY89	M
ENTRY: • S %F="SP" D ^PRCF SITE S: '\$D(PRC("SITE")) XQUIT=""		
DESCR: Offers access to the FPDS reports available for printing. These reports are for FY 1989 or later.		

6.5 Menu Listings

Menu items in the following tables may not appear on all menus, depending on security keys and user privileges. An indented menu text entry indicates that the option is not seen until the next higher level option is selected; the listings shown represent a fully-expanded menu. In each table, the menu text (that is, the text which appears on the user's screen) is shown, along with the option name (used only by IFCAP and not normally seen by the user).



The menus presented in this document are based on updates made in 2004 for the Legacy Software Shut Down (LSSD) project. In some cases, later updates were available and are used here.

6.5.1 PRCB MASTER

(Funds Distribution Program Menu)

Table 6.45. Funds Distribution Program Menu (PRCB MASTER)

Menu Text	Option Name
Funds Distribution Program Menu ...	PRCB MASTER
Transaction Menu	PRCB TRANS MENU
Add New Transaction (Ceiling)	PRCB ADD NEW TRANSACTION
Edit Existing, Unreleased Transaction	PRCB EDIT UNRELEASED TRANS
Delete Unreleased Transaction	PRCB DELETE UNRELEASED TRANS
Transfer From/To Control Point	PRCB SINGLE TRANSFER
Release Transaction	PRCB RELEASE TRANSACTIONS
Monthly Budget Distribution	PRCB BUDGET DISTRIBUTION
Generate FMS Budget Documents	PRCB GENERATE CODE SHEETS
Accrual (Monthly)	PRCB MONTHLY ACCRUAL
Multiple Transaction Menu	PRCB MULTIPLE MENU
Carry Forward Quarterly	PRCB CARRY FORWARD QUARTERLY
Enter FCP Adjustment Data (FISCAL)	PRCSENA FISCAL
Multiple Transaction Menu ...	PRCB MULTIPLE MENU
Create/Post Multiple Transaction	PRCB MULTIPLE CREATE/POST
Post/Edit Temporary Transaction	PRCB MULTIPLE POST/EDIT
Quarterly Rollover Fund Control Point Balance	PRCB ROLLOVER FCP BALANCE
Budget Utilities Menu	PRCB UTILITIES
Edit Budget Categories	PRCB BUDGET CATEGORY EDIT
FMS Exception Transaction Report	PRCS EXCEPTION REPORT
Repost FMS Exceptions	PRCS REPOST
Clear FMS Exception File Entries	PRCS EXCEPTION CLEAR
Clear Program Lock	PRCB CLEAR LOCK
Dictionary Management Menu ...	PRCD MEN DICTIONARY MANAGEMENT
Load Standard Dictionary	PRCD LOAD STANDARD DICTIONARY
Standard Dictionary List	PRCD RPT STANDARD DIC LIST
Dictionary List Menu ...	PRCD MEN DICTIONARY LIST
Standard Dictionary List	PRCD RPT DEFINED STANDARD DIC
Fund List	PRCD RPT FUND LIST
Fund/Appropriation List	PRCD RPT FUND/APPROPRI LIST
Required Fields List	PRC RPT DOC REQUIRED DATA
Generate New Fiscal Year Fund/Required Table	PRCD MNT GEN FUND/REQUIRED TAB
Fund/Appropriation Enter/Edit	PRCD FUND/APPROP ENTER/EDIT
Define Standard Dictionary	PRCD DEFINE STANDARD DIC
Fund Enter/Edit	PRCD FUND ENTER/EDIT
Required Fields Edit	PRCD DOC REQUIRED DATA
Display Control Point Official's Balance	PRCB CPA RUNNING BALANCE

Chapter 6. Exported Options

Menu Text	Option Name
FCP/CC/BOC Management Menu ...	PRCB FCP, CC, BOC MGMT.
BOC Management Menu ...	PRCB BOC MGMT
Add/Edit BOC	PRCB BOC ADD/EDIT
Deactivate BOC	PRCB BOC DEACTIVATE
Reactivate BOC	PRCB BOC REACTIVATE
BOC Listing	PRCB BOCT LISTING
Cost Center Management Menu ...	PRCB CC MGMT
Add/Edit Cost Center	PRCB CC ADD/EDIT
Deactivate Cost Center	PRCB CC DEACTIVATE
Reactivate Cost Center	PRCB CC REACTIVATE
Cost Center Listing	PRCB CC LISTING
List Cost Centers with Associated BOC	PRCB CC LISTING/W BOC
Fund Control Point Management Menu ...	PRCB FCP MGMT
Add/Edit Control Point	PRCB FCP ADD/EDIT
Deactivate a Fund Control Point	PRCB FCP DEACTIVATE
Reactivate a Fund Control Point	PRCB FCP REACTIVATE
Place Released Ceiling Transaction in CP File	PRCB ENTER CEILING TRANS
Display Control Point Committed Transactions	PRCB COMMIT
Reset FCP Yearly Accounting Element & ACT Code	PRCB FCP RESET YEARLY ACC ELE.
Recalculate All Fund Control Point Balances	PRCB RECALCULATE ALL FCP
Print Menu ...	PRCB FCP PRINT OPTIONS
Selected Control Points	PRCB PRINT SELECTED FCP
Range of Transactions	PRCB PRINT RANGE OF TRANS
Transfer of Disbursing Authority	PRCB PRINT TDA
Detailed Appropriation Summary	PRCB APPROP SUMMARY (DETAIL)
Appropriation Summary Totals	PRCB APPROP SUMMARY (TOTALS)
FTEE Summary by Appropriation	PRCB FTEE SUM BY APPRO
Budget Distribution Reports Menu ...	PRCB BUDGET REPORTS MENU
1st Quarter Report	PRCB BUDGET 1ST QTR
2nd Quarter Report	PRCB BUDGET 2ND QTR
3rd Quarter Report	PRCB BUDGET 3RD QTR
4th Quarter Report	PRCB BUDGET 4TH QTR
April - September	PRCB BUDGET APR - SEP
October - March	PRCB BUDGET OCT - MARCH
Complete Fiscal Year	PRCB BUDGET COMPLETE YEAR
Control Point List	PRCB FCP LIST OF MGR/USER
FCP BOC List	PRCB FCP BOC LIST
Control Point PO List	PRCB FCP PO STATUS
826 (IFCAP) Report	[PRCB 826 PRINT]
Detailed Report of Unpaid PC Transactions by FCP	[PRCH P/C REP2]
Display 2237 Request	[PRCF 2237 PRINT]
Entered, Not Approved Requests	[PRCB RPT ENTERED, NOT APP REQS]
FCP Accounting Elements	[PRCB RPT CPF ACC ELEMENTS]
Fiscal Daily Review	[PRCH P/C REP6]
Fiscal Pending Action	[PRCB RPT FISCAL PENDING ACTION]
History of Purchase Card Transactions	[PRCH P/C REP10]
Purchase Card Statistics	[PRCH P/C REP8]
Reconciled Purchase Card Transactions	[PRCH P/C REP51]
Unreconciled Austin Payment Transactions	[PRCH P/C ORACLE]
Unreconciled Purchase Card Transactions	[PRCH P/C REP5]
Year To Date Accrual	[PRCB YEAR TO DATE ACCRUAL]
FMS Documents Inquiry/Error Process ...	[PRCB FMS DOC INQ/ERR PROCESS]
Enter/Edit Date When SOs become ARs	[PRC SO TO AR]
FMS Documents Inquiry	[PRCB FMS DOCUMENT INQUIRY]
Rejected FMS Document Process	[PRCB FMS REJECTED DOC PROCESS]
Review Vendor Request	[PRCO VRQ REVIEW]

Menu Text	Option Name

6.5.2 PRCF MASTER

(Funds Distribution & Accounting Menu)

Table 6.46. Funds Distribution & Accounting Menu (PRCF MASTER)

Menu Text	Option Name
Funds Distribution & Accounting Menu ...	PRCF MASTER
Accounting Technician Menu ...	PRCFA ACCTG TECH
Document Processing Menu ...	PRCFA DOCUMENT PROCESSING
1358 Processing Menu ...	PRCEF 1358 FISCAL PROCESSING
Obligate 1358	PRCEF OBLIGATE
Adjust (Increase/Decrease) 1358	PRCEF ADJUST
Liquidate 1358	PRCEF LIQUIDATE
1358 Print Menu ...	PRCEF PRINT
Build List of 1358's Printed in Fiscal by Date	PRCEF BUILD LIST
Print/Reprint 1358s from List	PRCEF PRINT FROM LIST
1358 Balance	PRCEF DISPLAY 1358 BALANCE
Display/Print 1358	PRCEF DISPLAY/PRINT 1358
Close 1358	PRCEF CLOSE 1358
Recalculate 1358 Balances	PRCEF RECALC 1358 BALANCE
Reopen a Closed 1358	PRCEF REOPEN 1358
Send 1358 back to Service without action	PRCEF RETURN TO SERVICE
Amendment Processing	PRCFA AMENDMENT PROCESSING
General Post Funds Requests Processing	PRCFA GPF REQUEST PROCESSING
Invoice Processing (ACCTG) Menu ...	PRCFD ACCTG PAYMENT MENU
Invoice Processing for Payment	PRCFD PROCESS PAYMENT IN ACCTG
Return Invoice to Voucher Audit	PRCFD RETURN INV TO AUDIT
Payment Voucher (PV) Inquiry	PRCFD FMS PV INQUIRY
FMS Payment Voucher Error Processing	PRCFD FMS ERROR PROCESSING
View Certified Invoice	PRCFD VIEW CERTIFIED INVOICE
	PRCO VRQ REVIEW
Obligation Processing	PRCFA OBLIGATION PROCESSING
Process Receiving Report	PRCFA RECEIVING REPORT
Return Purchase Order to Supply	PRCFA RETURN TO SUPPLY
Return PO Amendment to Supply	PRCFA RETURN AMEND TO SUPPLY
FMS Rejected Obligation Document Processing ...	PRCFA REJECT FMS OBLIG DOC
FMS Inquiry Rejected Obligation Documents ...	PRCFA OBL DOC INQUIRY
MO/SO Rejected Document Inquiry for PO	PRCFA FMS PO (MO/SO) INQUIRY
SO Rejected Document Inquiry for 1358s	PRCFA FMS 1358 (SO) INQUIRY
AR Rejected Document Inquiry	PRCFA FMS PO/1358 (AR) INQUIRY
FMS Rebuild/Transmit Rejected Obligation Documents ...	PRCFA OBL DOC REBUILD/ TRANSMIT
MO/SO Rebuild/Transmit for PO	PRCFA PO (MO/SO) REBUILD/TRANS
SO Rebuild/Transmit for 1358s	PRCFA 1358 (SO) REBUILD/TRANS
AR Rebuild/Transmit for PO/1358	PRCFA PO/1358 (AR) REBLD/TRANS
ET-FMS Document Rebuild	PRCH ET-FMS DOCUMENT REBUILD
Accounting Utilities Menu ...	PRCFA UTILITY
Update Status of Funds Balances	PRCFA UPDATE STATUS OF FUNDS
Lookup Vendor ID Number	PRCFA VENDOR ID LOOKUP
Vendor File Edit	PRCFA VENDOR FILE EDIT

Chapter 6. Exported Options

Menu Text	Option Name
Edit BOC in Item File	PRCFA BOC EDIT
Undelivered Orders Reconciliation Report	PRCFUO
Fiscal Pending Action History - Code Sheet/Obligation (PAT) Number	PRCB RPT FISCAL PENDING ACTION PRCFA HISTORY CODE SHEET/ ORDER
Reprint Menu ...	PRCFA REPRINT MENU
Purchase Order Reprint Menu ...	PRCFA REPRINT PO MENU
Resend PO to Fiscal	PRCFA PO PRNT FISCAL
Build List of POs Printed in Fiscal by Date	PRCFA PO BUILD LIST
Print PO's in Fiscal from List by Date	PRCFA PO PRINT FROM LIST
Single PO Reprint in P&C	PRCFPC PO PRNT S
Receiving Report Reprint Menu ...	PRCFA RR REPRINT MENU
Single Receiving Report Reprint in Fiscal	PRCFA REPRINT RECEIVING REPORT
Build List of Recv. Reports to Reprint by Date	PRCFA RR BLD LST
Reprint Recv. Report in Fiscal from List	PRCFA RR PRNT FROM LIST
List Receiving Reports not Processed by Fiscal	PRCFA RR NOT PROC BY FISCAL
History of Transmitted Receiving Reports	PRCFA RR HISTORY REPORT
1358 Print Menu ...	PRCEF PRINT
Build List of 1358's Printed in Fiscal by Date	PRCEF BUILD LIST
Print/Reprint 1358s from List	PRCEF PRINT FROM LIST
1358 Balance	PRCEF DISPLAY 1358 BALANCE
Display/Print 1358	PRCEF DISPLAY/PRINT 1358
Display 2237 Request	PRCF 2237 PRINT
Receiving Report Transmission Menu ...	PRCFA RR TRANSMISSION MENU
Change Transmission Date of Queued Receiving Rpt	PRCFA RR CHANGE TRANS DATE
Delete Receiving Report From Transmission List	PRCFA RR DELETE FROM LIST
Print Receiving Report Transmission List	PRCFA RR PRINT BATCH LIST
Queue Single Receiving Report for Transmission	PRCFA RR QUEUE SINGLE
Re-transmit Single Receiving Report	PRCFA RR RETRANS SINGLE
FMS Code Sheet Menu ...	PRC GECS MAIN MENU
Code Sheet Edit	PRC GECS CODE EDIT
Create a Code Sheet	PRC GECS CREATE
Delete a Code Sheet	PRC GECS DELETE
User Comments	PRC GECS STACK USER COMMENTS
IRS Offset Code Sheet Menu ...	PRCFA IRS OFFSET MAIN MENU
Batch and Print Code Sheets	PRCFA BATCH & PRINT CS
Purchase Card Transactions Print Menu ...	PRCH P/C PRINT
Detailed Report of Unpaid PC Transactions by FCP	PRCH P/C REP2
Fiscal Daily Review	PRCH P/C REP6
History of Purchase Card Transactions	PRCH P/C REP10
Reconciled Purchase Card Transactions	PRCH P/C REP51
Unreconciled Purchase Card Transactions	PRCH P/C REP5
ET-FMS Document Display	PRCH ET-FMS DOCUMENT DISPLAY
ET-FMS Document Rebuild	PRCH ET-FMS DOCUMENT REBUILD
Purchase Card Transaction Status	PRCH P/C REP1

Menu Text	Option Name
Monitor Reconciled Orders by Card Holder	PRCH RECONCILE PRINT
Funds Distribution Program Menu ... (see Table 6.45)	PRCB MASTER
Payment/Invoice Tracking Menu ...	PRCFD PAYMENTS MENU
New Invoice	PRCFD ADD NEW INVOICE
Log-in Certified Invoices from Services	PRCFD CHECKIN INVOICE
Approve Payment of Invoices Already Checked in	PRCFD APPROVE PAYMENT
View Certified Invoice	PRCFD VIEW CERTIFIED INVOICE
Create/Reprint a Suspension Letter	PRCFD CREATE SUSPENSION LETTER
Delete Certified Invoice	PRCFD DELETE CI
Edit FMS Vendor Payment Information	PRCFD VENDOR EDIT
Generate Overdue Invoice Bulletins	PRCFD OVERDUE BULLETINS
History - Code Sheet/Obligation (PAT) Number	PRCFA HISTORY CODE SHEET/ORDER
Incomplete Invoice Edit	PRCFD EDIT INCOMPLETE INVOICE
Print Certified Invoice Overdue Reports	PRCFD LATE PAYMENT REPORT
Recharge an Invoice	PRCFD RECHARGE AN INVOICE
Review VENDOR REQUEST	PRCO VRQ REVIEW
Send CI's Due Bulletin	PRCFD BULLETIN DUE

6.5.3 PRCH CARD COORDINATOR MENU (PCard Coordinator's Menu)

**Table 6.47. Purchase Card Coordinator's Menu
(PRCH CARD COORDINATOR MENU)**

Menu Text	Option Name
Purchase Card Coordinator's Menu ...	PRCH CARD DOORDINATOR MENU
Purchase Card Registration	PRCH CARD REGISTRATION
Charge Card Reg. Exception	PRCH CHARGE CARD REG. EXCEPT
Inactivate Expired Charge Cards	PRCH INACTIVATE EXP CHAR CARD
Austin Audit Information	PRCH PC AUDIT
Coordinator Approving Official Charge Audit	PRCH CO APP. OFFICIAL AUDIT
Daily Charge Transmission Log	PRCH DAILY CHARGE TRANS LOG
Delinquent Approvals	PRCH DELIN APP
Delinquent PC Listing	PRCH P/C REP7
Delinquent Reconciliations	PRCH DELIN REC
Fiscal Daily Review	PRCH P/C REP6
History of Purchase Card Transactions	PRCH P/C REP10
IMPAC Account Information	PRCH IMPAC
Incomplete Purchase Card Orders Report	PRCH INCOMPLETE PC ORDERS
Print Unregistered Credit Card Charges	PRCH PRINT UNREG. CC CHARGES
Purchase Card Statistics	PRCH P/C REP8
Purchase Card Timely Commitment Report	PRCH WRKLD
Reconciled Purchase Card Transactions	PRCH P/C REP51
Retrieve Unregistered Credit Card Charges	PRCH RETRIEVE UNREG CC CHARGES
Summary Report of Unpaid PC Transactions	PRCH P/C REP3
Unapproved Reconciliations	PRCH UNAPPROVED REC
Unreconciled Austin Payment Transactions	PRCH P/C ORACLE
Unreconciled Purchase Card Transactions	PRCH P/C REP5
Purchase Card exceptions/replacements	PRCH PURCHASE CARD EXCEPTIONS

6.5.4 PRCH DELIVERY ORDER MENU (Delivery Orders Menu)

**Table 6.48. Delivery Orders Menu
(PRCH DELIVERY ORDER MENU)**

Menu Text	Option Name
Delivery Orders Menu ...	PRCH DELIVERY ORDER MENU
Enter Delivery Order	PRCH ENTER DELIVERY ORDER
Edit Delivery Order	PRCH EDIT DELIVERY ORDER
Enter Pharmaceutical PV Order	PRCH ENTER PHARMACY ORDER
Edit Pharmaceutical PV Order	PRCH EDIT PHARMACY ORDER
Create Delivery Order From Repetitive Item List	PRCH CREATE DEL ORDER
Receive Delivery Order	PRCH RECEIVE DELIVERY ORDER
Amendment To Delivery Order	PRCH AMEND DELIVERY ORDER
Adjustment Voucher To Delivery Order	PRCH ADJUSTMENT TO DEL ORDER
Convert Delivery Order to a 2237 Request	PRCH DEL ORDER TO 2237
Convert Delivery Order To a Purchase Card Order	PRCH DEL ORDER TO P/C ORDER
Cancel an Incomplete Delivery Order	PRCH CANCEL DO ORDER
Display Delivery Order	PRCH DISPLAY DELIVERY ORDER

6.5.5 PRCH PURCHASE CARD MENU (Purchase Card Menu)

**Table 6.49. Purchase Card Menu
(PRCH PURCHASE CARD MENU)**

Menu Text	Option Name
Purchase Card Menu ...	PRCH PURCHASE CARD MENU
Purchase Card Reports Menu ...	PRCH P/C REPORTS MENU
BOC Report for OA&MM/Fiscal	PRCHOUT BOC REPORT
Delinquent PC Listing - Buyer	PRCH P/C REP71
Disputed Purchase Card Orders - Buyer	PRCH P/C REP91
Final Charge YES - Reconciled Orders - Buyer	PRCH FINAL - BUYER
History of Purchase Card Transactions - Buyer	PRCH P/C REP101
Incomplete Purchase card Orders - Buyer	PRCH INCOMPLETE PC ORDERS-BUY
Reconciled Purchase Card Transactions - Buyer	PRCH P/C REP12
Unreconciled Austin Payments - Buyer	PRCH P/C ORACLE - BUY
Unreconciled Purchase Card Transactions - Buyer	PRCH P/C REP13
Approving Official Menu ...	PRCH APPROVE
Approve Reconciliation	PRCH P.C.O. APPROVE RECONCILE
Card Holder Daily Charge Statement	PRCH CARD HOLDER DAILY CHARGES
Delinquent PC Listing - Official	PRCH P/C REP72
Disputed Purchase Card Orders - Official	PRCH P/C REP9
History of Purchase Card Transactions - Official	PRCH P/C REP102
Incomplete Purchase Card Orders - Official	PRCH INCOMPLETE PC ORDERS-OFF
Official Charges Audit	PRCH APPROVING OFFICIAL AUDIT
Purchase Card Orders Ready for Approval	PRCH P/C REP4
Reconciled Purchase Card Transactions - Official	PRCH P/C REP121
Unreconciled Austin Payments - Official	PRCH P/C ORACLE - APP
Unreconciled Purchase Card Transactions - Official	PRCH P/C REP131
Process Purchase Card Menu ...	PRCH PROCESS PC
New Simplified Purchase Card Order	PRCH ENTER SIMPLIFIED ORDER
Edit Simplified Purchase Card Order	PRCH EDIT SIMPLIFIED ORDER
New Detailed Purchase Card Order	PRCH ENTER DETAILED ORDER
Edit Detailed Purchase Card Order	PRCH EDIT DETAILED ORDER

Menu Text	Option Name
Amendment To Purchase Card Order	PRCH AMENDMENT TO P/C ORDER
Adjustment Voucher To Purchase Card Order	PRCH ADUST VOUCH TO P/C ORDER
Receive Purchase Card Order	PRCH REC PURCHASE CARD ORDER
Item Display	PRCH DISPLAY ITEM
Vendor Display	PRCH DISPLAY VENDOR
Create P/C Order From Repetitive Item List	PRCH CREATE PURCHASE CARD
Convert P/C Order To 2237 Request	PRCH CONVERT P/C ORDER TO 2237
Convert P/C Order to a Delivery Order	PRCH CONV P/C ORDER TO A DEL
Cancel An Incomplete PC Order	PRCH CANCEL PC ORDER
Purchase Card Display/Print Menu ...	PRCH PC DISPLAY/PRINT
Inquire-Purchase Card Information	PRCH INQUIRE PURCHASE CARD
Purchase Card Transaction Status	PRCH P/C REP1
Item History	PRCSPITEMH
Reprint Purchase Card Order	PRCH REPRINT PC ORDER
Reconciliation Menu ...	PRCH RECONCILE MENU
Reconciliation	PRCH P.C.O. RECONCILIATION
Edit/Remove Reconciliation	PRCH P.C.O. ED/REMO RECONCILE
ET-FMS Document Display	PRCH ET-FMS DOCUMENT DISPLAY
Daily Purchase Card Charges Statement	PRCH DAILY PC CHARGE STATEMENT

6.5.6 PRCHUSER COORDINATOR (IFCAP Application Coordinator Menu)

**Table 6.50. IFCAP Application Coordinator Menu
(PRCHUSER COORDINATOR)**

Menu Text	Option Name
IFCAP Application Coordinator Menu ...	PRCHUSER COORDINATOR
Site Parameters	PRCH SITE EDIT
EDI Vendor Edit	PRCO EDI VENDOR
Establish Common Number Series	PRCH COMNUM EDIT
Add/Edit Supply Personnel	PRCH EMPLOYEE EDIT
Barcode Manager Menu ...	PRCT MGR
Barcode User Menu ...	PRCT BARCODE USER
Download Barcode Program	PRCT DOWNLOAD BARCODE PROGRAM
Upload Barcode Data	PRCT UPLOAD BARCODE DATA
Data Manager Menu ...	PRCT DATA MANAGER
Enter/Edit/View	PRCT ENTER/EDIT/VIEW
Schedule Data To Process	PRCT SCHEDULE DATA TO PROCESS
Status Of Data	PRCT STATUS OF DATA
Labels Menu ...	PRCT LABELS
Inquire Label	PRCT INQUIRE LABEL
Print Labels	PRCT PRINT LABELS
Programmer (Barcode) Menu ...	PRCT PROGRAMMER (BARCODE)
Comment Alignment	PRCT COMMENT ALIGNMENT
Design Label	PRCT DESIGN LABEL
Parameter Enter/Edit	PRCT PARAMETER ENTER/EDIT
Program Enter/Edit	PRCT PROGRAM ENTER/EDIT
Speciality Commands Enter/Edit	PRCT SPECIALITY COMMANDS
Clear FMS Exception File Entries	PRCS EXCEPTION CLEAR
FMS Exception Transaction Report	PRCS EXCEPTION REPORT
PAT Status Report	PRCFA STATUS OF PAT REPORT
Repost FMS Exceptions	PRCS REPOST
Substation Enter/Edit	PRCD SUBSTATION ENTER/EDIT
Reinstate IFCAP Terminated User	PRCS REINSTATE

Menu Text	Option Name
Clinical Logistics Office Menu ...	PRCPLO CLO MENU
CLO GIP Reports (CLRS)	PRCPLO CLO GIP OPTION
CLO Procurement Reports (CLRS)	PRCHLO CLO PROCUREMENT
CLO System Parameters (CLRS) ²	PRCPLO CLO SYSTEM PARAM ²
[Parameter "Stock on Hand Report Range"]	PRCPLO REPORT RANGE
[Parameter "Stock on Hand Report Greater Than Range"]	PRCPLO GREATER THAN RANGE
[Parameter "Stock Status Report Inactivity Range"]	PRCPLO INACTIVITY RANGE
[Parameter "CLRS Extract Directory"]	PRCPLO EXTRACT DIRECTORY
Compliance Reports (1358)	PRC 1358 COMPLIANCE REPORTS
Separatio of Duties Violation Report (1358)	PRC 1358 SEPARATION VIOL
Let Staff Replace Inventory Quantities*	PRCP LET STAFF REPLACE QOH
On-Demand Users Enter/Edit	PRCP ON-DEMAND USERS
Posted Dietetic Cost Report	PRCP POSTED DIETETIC REPORT
Quarterly Review of Vouchers	PRC REVIEW OF VOUCHERS
Unposted Dietetic Cost Report	PRCH UNPOSTED DIETETIC REPORT

* *Note:* This key was apparently added by a patch prior to patch PRC*5.1*83, but was never documented herein.

6.5.7 PRCHUSER MASTER (Combined A&MM Menus)

Table 6.51. Combined A&MM Menus (PRCHUSER MASTER)

Menu Text	Option Name
Combined A&MM Menus ...	PRCHUSER MASTER
Accountable Officer Menu ...	PRCHUSER PPM
Process a Request in PPM	PRCHPM REQST
Split a Request in PPM	PRCHPM REQST SPLIT
Edit a Request Signed in PPM	PRCHPM REQN EDIT
Requisition Clerk Menu ...	PRCHPM REQUISITION CLK MENU
Requisition Processing ...	PRCHPM RQ MENU
New Requisition	PRCHPM RQ NEW
Edit an Incomplete Requisition	PRCHPM RQ EDIT
Amendment to Requisition	PRCHPM REQN AMEND
Adjustment Voucher to Requisition	PRCHPM REQN ADJ VOUCHER
Cancel an Unobligated Requisition	PRCHPM REQN CANCEL
Remove 2237 from Requisition	PRCHPM REQN REMOVE 2237
Display Purchase Order/Requisition	PRCH DSPL PO
Change Delivery Date on Requisition	PRCHPM REQN DELV DATE EDIT
Enter DEPOT/GSA PUSH Order to PO Register	PRCHPM DEPOT/GSA PUSH ADD
Change DEPOT/GSA PUSH Order on PO Register	PRCHPM DEPOT/GSA PUSH EDIT
Item File Edit	PRCHPC ITEM EDIT
Requisition Register	PRCHOUT REQ REG
LOG/GSA/DLA Code Sheets Menu ...	PRCHPM CS MAIN MENU
Acquisitions Code Sheets Generation (LOG/GSA/DLA)	PRCHPM CS CREATE (ACQUISITION)
Receiving Code Sheets Generation	PRCHPM CS CREATE (RECEIVING)
Issues Code Sheet Generation (LOG)	PRCHPM CS CREATE (ISSUES)
Create or Edit Code Sheets Manually (LOG/GSA/DLA) ...	PRCHPM CS CREATE/EDIT MENU
Create Code Sheet (LOG/GSA/DLA)	PRCHPM CS ADD
Edit Code Sheet (LOG/GSA/DLA)	PRCHPM CS EDIT

² This function is locked to all except users who hold the XUPROG security key.

Menu Text	Option Name
Delete Existing Code Sheet (LOG/GSA/DLA)	PRCHPM CS DELETE
Keypunch (direct entry) Menu (LOG/GSA/DLA)	PRCHPM CS KEYPUNCH MENU
...	
Keypunch a Code Sheet (LOG/GSA/DLA)	PRCHPM CS KEYPUNCH
Edit Keypunched Code Sheet (LOG/GSA/DLA)	PRCHPM CS EDIT KEYPUNCHED CS
Batch Management Menu (LOG/GSA/DLA) ...	PRCHPM CS BATCH MANAGEMENT
Batch and Print Code Sheet (LOG/GSA/DLA)	PRCHPM CS BATCH & PRINT
Modify Batch Priority (LOG/GSA/DLA)	PRCHPM CS MODIFY BATCH PRI.
Reprint a Batch (LOG/GSA/DLA)	PRCHPM CS REPRINT BATCH
Purge Code Sheets (LOG/GSA/DLA)	PRCHPM CS PURGE
Purge All Code Sheets	PRCHPM CS PURGE ALL
Code Sheet Transmission Menu (LOG/GSA/DLA) ...	PRCHPM CS TRANSMISSION MENU
Add Code Sheet to Printed Batch (LOG/GSA/DLA)	PRCHPM CS ADD TO BATCH
Delete Code Sheet from Printed Batch (LOG/GSA/DLA)	PRCHPM CS DELETE FROM BATCH
Transmit Code Sheets to Austin (LOG/GSA/DLA)	PRCHPM CS TRANSMIT
Re-transmit Batch to Austin (LOG/GSA/DLA)	PRCHPM CS RE-TRANSMIT BATCH
Inquiry to Batch/Transmission	PRCHPM CS INQUIRY TRANS/BATCH
Display/Print Menu (PPM) ...	PRCHPM DISPLAY MENU
Purchase Order Display	PRCH DISPLAY PO
2237 Request Display	PRCH REQ DSP
Item Display	PRCH DISPLAY ITEM
History of Item Display /Print	PRCH ITEM HIST
Vendor Display	PRCH DISPLAY VENDOR
Mandatory Sources 850 Undelivered Orders	PRCFUOMS
Display/Print Menu (PPM) ...	PRCHPM DISPLAY MENU
Purchase Order Display	PRCH DISPLAY PO
2237 Request Display	PRCH REQ DSP
Item Display	PRCH DISPLAY ITEM
History of Item Display /Print	PRCH ITEM HIST
Vendor Display	PRCH DISPLAY VENDOR
Mandatory Sources 850 Undelivered Orders	PRCFUOMS
PPM Utility Menu ...	PRCHPM UTILITIES
Delete 2237 Request from Supply Worksheet File	PRCHPM 2237 DEL
Build List of 2237's Printed in PPM by Date	PRCHPM REQ BLD LST
Reprint 2237s in PPM from List	PRCHPM REQ PRNT FROM LST
Federal Vendor Edit	PRCHPM VEN EDIT
Assign LOG Department Number to Fund Control Point	PRCHPM LOG DEPT.NO.EDIT
Posted Stock Management ...	PRCP PPM MENU
Inventory Point Management	PRCP PPM INVPT PARAM E/E
Warehouse--General Inventory/Distribution Menu ... (See listing for PRCPW MAIN MENU below)	PRCPW MAIN MENU
Control Point Official's Menu ... (See listing for PRCSCP OFFICIAL below)	PRCSCP OFFICIAL
Warehouse ...	PRCHUSER WHSE
Receipt of Purchase Order	PRCHPM PO REC
Print Receiving Report	PRCHPM REC PRNT
Purchase Order Display	PRCH DISPLAY PO
Delete a Receiving Report	PRCHPM PO DEL REC
Warehouse Receiving Statistics	PRCHOUT WHSE STATS
Imprest Funds Purchase Orders Receiving	PRCHPC IMPREST FUND RECEIPT
RA (Requirements Analyst) Menu ...	PRCHPM RA MENU
Control Point Official's Menu ... (See listing for PRCSCP OFFICIAL below)	PRCSCP OFFICIAL

Menu Text	Option Name
LOG/GSA/DLA Code Sheets Menu ...	PRCHPM CS MAIN MENU
Acquisitions Code Sheets Generation (LOG/GSA/DLA)	PRCHPM CS CREATE (ACQUISITION)
Receiving Code Sheets Generation (LOG/GSA/DLA)	PRCHPM CS CREATE (RECEIVING)
Issues Code Sheet Generation (LOG)	PRCHPM CS CREATE (ISSUES)
Create or Edit Code Sheets Manually (LOG/GSA/DLA) ...	PRCHPM CS CREATE/EDIT MENU
Batch Management Menu (LOG/GSA/DLA) ...	PRCHPM CS BATCH MANAGEMENT
Batch and Print Code Sheet (LOG/GSA/DLA)	PRCHPM CS BATCH & PRINT
Modify Batch Priority (LOG/GSA/DLA)	PRCHPM CS MODIFY BATCH PRI.
Reprint a Batch (LOG/GSA/DLA)	PRCHPM CS REPRINT BATCH
Purge Code Sheets (LOG/GSA/DLA)	PRCHPM CS PURGE
Purge All Code Sheets	PRCHPM CS PURGE ALL
Code Sheet Transmission Menu (LOG/GSA/DLA)	PRCHPM CS TRANSMISSION MENU
...	
Add Code Sheet to Printed Batch (LOG/GSA/DLA)	PRCHPM CS ADD TO BATCH
Delete Code Sheet from Printed Batch (LOG/GSA/DLA)	PRCHPM CS DELETE FROM BATCH
Transmit Code Sheets to Austin (LOG/GSA/DLA)	PRCHPM CS TRANSMIT
Re-transmit Batch to Austin (LOG/GSA/DLA)	PRCHPM CS RE-TRANSMIT BATCH
Inquiry to Batch/Transmission	PRCHPM CS INQUIRY TRANS/BATCH
Requisition Processing ...	PRCHPM RQ MENU
New Requisition	PRCHPM RQ NEW
Edit an Incomplete Requisition	PRCHPM RQ EDIT
Amendment to Requisition	PRCHPM REQN AMEND
Adjustment Voucher to Requisition	PRCHPM REQN ADJ VOUCHER
Cancel an Unobligated Requisition	PRCHPM REQN CANCEL
Remove 2237 from Requisition	PRCHPM REQN REMOVE 2237
Display Purchase Order/Requisition	PRCH DSPL PO
Change Delivery Date on Requisition	PRCHPM REQN DELV DATE EDIT
Enter DEPOT/GSA PUSH Order to PO Register	PRCHPM DEPOT/GSA PUSH ADD
Change DEPOT/GSA PUSH Order on PO Register	PRCHPM DEPOT/GSA PUSH EDIT
Item File Edit	PRCHPC ITEM EDIT
Requisition Register	PRCHOUT REQ REG
Posted Stock Management ...	PRCP PPM MENU
Inventory Point Management	PRCP PPM INVPT PARAM E/E
Warehouse--General Inventory/Distribution Menu ...	PRCPW MAIN MENU
(See listing for PRCPW MAIN MENU below)	
Display/Print Menu (PPM) ...	PRCHPM DISPLAY MENU
Purchase Order Display	PRCH DISPLAY PO
2237 Request Display	PRCH REQ DSP
Item Display	PRCH DISPLAY ITEM
History of Item Display /Print	PRCH ITEM HIST
Vendor Display	PRCH DISPLAY VENDOR
Mandatory Sources 850 Undelivered Orders	PRCFUOMS
Requisition Clerk Menu ...	PRCHPM REQUISITION CLK MENU
Purchasing Agent ...	[PRCHUSER PA]
Purchase Orders Menu ...	[PRCHPC PO]
New Purchase Order	[PRCHPC PO ADD]
Edit an Incomplete Purchase Order	PRCHPC PO EDIT
Amendment to Purchase Order	PRCHPC AMEND
Adjustment Voucher to Receiving Report	PRCH ADJUSTMENT VOUCHER
Cancel an Unobligated Purchase Order	PRCHPC PO CANCEL
Remove 2237 from P.O.	PRCHPC PO REMOVE 2237
Purchase Order Display	PRCH DISPLAY PO
Item Display	PRCH DISPLAY ITEM

Menu Text	Option Name
Vendor Display	PRCH DISPLAY VENDOR
Reserve a Purchase Order Number	PRCHPC PO GRAB
FPDS Data Edit	PRCHOUT FPDS DATA EDIT
Imprest Funds Processing Menu ...	PRCHPC IMPREST FUND MENU
New Imprest Funds Purchase Order	PRCHPC IMPREST FUND ADD
Edit Imprest Funds Purchase Order	PRCHPC IMPREST FUND EDIT
Cancel Imprest Funds P.O.	PRCHPC IMPREST FUND CANCEL
Remove 2237 from Imprest Funds P.O.	PRCHPC IMPREST FUND DEL.2237
Purchase Order Display	PRCH DISPLAY PO
Item Display	PRCH DISPLAY ITEM
Vendor Display	PRCH DISPLAY VENDOR
EDI Retransmit	PRCO EDI RETRAN
Edit Direct Delivery Order for Purchase Card	PRCH PC DIRECT DELIVERY2
New Direct Delivery Order for Purchase Card	PRCH PC DIRECT DELIVERY1
Display/Print Menu ...	PRCH DISPLAY
2237 Request Display	PRCH REQ DSP
Quotation for Bid Print	PRCHOUT SF18
History of Item Display /Print	PRCH ITEM HIST
Catalog of Item File Print	PRCH ITEM CAT
Fund Control Point Balance Display	PRCH FCP BALANCE
P&C Utilities Menu ...	PRCHPC UTL
Item File Edit	PRCHPC ITEM EDIT
Vendor File Edit	PRCHPC VEN EDIT
Change Delivery Date on P.O.	PRCHPC DEL EDIT
Direct Delivery Patient Edit	PRCHPC PAT EDIT
Administrative Certification Add/Edit	PRCHPC ADMINCERT EDIT
Inactivate Item	PRCHPC ITEM INACTIVATE
Reactivate Item	PRCHPC ITEM REACTIVATE
Inactivate Vendor	PRCHPC VEN INACTIVATE
Reactivate Vendor	PRCHPC VEN REACTIVATE
Setup AR selected vendors	PRCO AR SUPPLY VENDOR EDIT
Management Reports Menu ...	PRCHOUT REPORTS
Request Further Clarification or Return to Service	PRCHPC RETURN REQUEST
Assign a Request to Purchasing Agent	PRCHPC ASSIGN REQUEST
EDI/RFQ Reports	PRCO EDI REPORTS
Reconciliation Report - Purchase Card	PRCH RECON REPORT
Request for Quotation Main Menu ...	PRCHQM
Process Menu ...	PRCHQ16
New RFQ	PRCHQ1
Edit Incomplete RFQ	PRCHQ14
Manual Print of RFQ	PRCHQ MANUAL
View RFQ	PRCHQ15
Add Text Message	PRCHQ3
Cancel RFQ	PRCHQ5
Retransmit RFQ	PRCHQ4
Close RFQ to Further Quotes	PRCHQ6
Reopen Closed RFQ	PRCHQ13
View 864 Text Messages for RFQ	PRCHQ8
RFQs Due Report	PRCHQRP2
Unawarded RFQs by Status Report	PRCHQRP6
Transmit Unsent / Retransmit 864 Message	PRCHQ10
Edit Mode Preference	PRCHQ19
Evaluation and Award Menu ...	PRCHQ REPORTS
Manual Entry of Vendor's Quote	PRCHQ2
Line Item Abstract	PRCHQRP3
Aggregate Abstract	PRCHQRP4
View Single Vendor Quote	PRCHQ9
Quote Vendor Inquiry	PRCHQ7
View 864 Text Messages for RFQ	PRCHQ15

Menu Text	Option Name
View 864 Text Messages for RFQ	PRCHQ8
Complete Quote Evaluation & Award	PRCHQ11
ward an Evaluation Complete RFQ	PRCHQ17
Vendor File Edit	PRCHPC VEN EDIT
Item File Edit	PRCHPC ITEM EDIT
Edit an Incomplete Purchase Order	PRCHPC PO EDIT
Warehouse ...	PRCHUSER WHSE
Receipt of Purchase Order	PRCHPM PO REC
Print Receiving Report	PRCHPM REC PRNT
Purchase Order Display	PRCH DISPLAY PO
Delete a Receiving Report	PRCHPM PO DEL REC
Warehouse Receiving Statistics	PRCHOUT WHSE STATS
Imprest Funds Purchase Orders Receiving	PRCHPC IMPREST FUND RECEIPT

6.5.8 PRCP MAIN MENU (Primary Inventory Point Main Menu)

**Table 6.52. Primary Inventory Point Main Menu
(PRCP MAIN MENU)**

Menu Text	Option Name
Primary Inventory Point Main Menu ...	PRCP MAIN MENU
Auto-generate Orders	PRCP AUTOGENERATE PRIM/WAREHOUSE
Inventory File Maintenance Menu ...	PRCP INVENTORY MENU
Automatic Level Setter	PRCP AUTOMATIC LEVEL SETTER
Case Cart Menu ...	PRCP CC MENU
Enter/Edit/Create A Case Cart	PRCP CC ENTER/EDIT DEFINITION
Case Cart Report	PRCP CC DEFINITION REPORT
Link Operation Codes to Case Carts	PRCP CC LINK OPCODES
Operation Code-Case Cart Link Report	PRCP CC OPCODE-CC LINK REPORT
Specific Item Or Instrument Kit Locator Report	PRCP CC/IK LOCATOR REPORT
Assemble Case Cart	PRCP CC ASSEMBLE
Disassemble Case Cart	PRCP CC DISASSEMBLE
Convert Secondary to Primary	PRCP CONVERT SECONDARY
Copy Primary To Secondary	PRCP COPY PRIMARY TO SECONDARY
Copy Secondary To Secondary	PRCP COPY SECOND TO SECOND
Enter/Edit Inventory Item Data	PRCP EDIT INVENTORY ITEMS
File Inquiry	PRCP INQUIRE FILE ENTRIES
Instrument Kit Menu ...	PRCP IK MENU
Enter/Edit/Create A Instrument Kit	PRCP IK ENTER/EDIT
Instrument Kit Report	PRCP IK DEFINITION REPORT
Specific Item Or Instrument Kit Locator Report	PRCP CC/IK LOCATOR REPORT
Assemble Instrument Kit	PRCP IK ASSEMBLE
isassemble Instrument Kit	PRCP IK DISASSEMBLE
Master Item File Edit	PRCP EDIT MASTER ITEM FILE
Physical Count Form	PRCP PHYSICAL COUNT FORM
Manager For Primary Inventory Point Menu ...	PRCP MANAGER MENU
Date Received Delete (for Issue Book Requests)	PRCP DATE RECEIVED DELETE
Distribution Costs Enter/Edit	PRCP DIST COST EDIT
Enter/Edit Inventory And Distribution Points	PRCP INVPT PARAM ENTER/EDIT
Group Category Enter/Edit	PRCP GROUP CATEGORY EDIT
Inventory Control Parameters Print	PRCP INV CONTROL PARAM PRINT
On-Demand Audit Activity Report	PRCP ON-DEMAND AUDIT REPORT
Purge History Files Menu ...	PRCP PURGE MENU

Menu Text	Option Name
History By Cost Center Purge	PRCP PURGE DISTRIBUTION HIST
Receipts History By Item Purge	PRCP PURGE RECEIPTS HISTORY
Transaction Register Purge	PRCP PURGE TRANS REGISTER
Usage/Distribution Monthly Totals Purge	PRCP PURGE USAGE/DISTRIBUTION
Remove Supply Station From Dist Order	PRCP REMOVE SS FROM DIST ORD
Storage Location Enter/Edit	PRCP STORAGE LOCATION EDIT
Supply Station Item Update	PRCP UPDATE SUPPLY STA ITEMS
Undo a Secondary to Primary Conversion	PRCP UNDO CONVERSION
Receiving And Distribution Menu ...	PRCP RECEIVING/DISTR MENU
Calculated Due-Out Quantity Report	PRCP DIST ORDER PRIM DUEOUTS
Display Item	PRCP DISPLAY ITEM
Display Where An Item Is Stocked	PRCP WHERE ITEM STOCKED REPORT
Distribution Order Processing	PRCP DIST ORDER PROCESSING
Due-In Item Report	PRCP DUE-IN ITEM REPORT
Enter/Edit Items On Distribution Point	PRCP EDIT DISTR PT ITEMS
Items Flagged 'Kill When Zero' Report	PRCP KWZ REPORT
List Distribution Orders To/From Inventory Points Order Form	PRCP DIST ORDER LIST TO/FROM PRCP CATALOG/ORDER FORM PRINT
Packaging/Procurement Source Discrepancy Report	PRCP PACKAGING DISCREP PRINT
Print Item On Distribution Inventory Point	PRCP PRINT ITEM ON DISTR INV
Purchase Order Receiving To Inventory Point	PRCP RECEIVE PURCHASE ORDER
Receive Issue Book Order	PRCP RECEIVE ISSUE BOOK ORDER
Reports Menu ...	PRCP REPORTS MENU
Adjustment Voucher Recap	PRCP ADJUSTMENT VOUCHER RECAP
Availability Listing	PRCP AVAILABILITY LISTING
Cost Trend Analysis Report	PRCP COST TREND ANALYSIS
Days Of Stock On Hand Report	PRCP DAYS STOCK ON HAND REPORT
Dietetic Cost Report	PRCP DIETETIC COST REPORT
Emergency Stock Report	PRCP EMERGENCY STOCK REPORT
Graph Usage	PRCP GRAPH USAGE
History Of Distribution Report	PRCP DIST HISTORY REPORT
Inactive Items Report	PRCP INACTIVE ITEMS REPORT
Informational Reports Menu ...	PRCP INFORMATION REPORTS MENU
Inventory Sales Report	PRCP INVENTORY SALES REPORT
On-Demand Conflicts Report	PRCP ON-DEMAND CONFLICT REPORT
Patient Distribution Cost Report	PRCP PATIENT DISTR COST REPORT
Quantity Distribution Report	PRCP QUANTITY DISTRIBUTION
Stock Status Report	PRCP STOCK STATUS REPORT
Transaction Register Report	PRCP TRANSACTION REG REPORT
Usage Demand Analysis Report	PRCP USAGE DEMAND ANALYSIS
Usage Demand Item Report	PRCP USAGE DEMAND ITEM REPORT

6.5.9 PRCP2 MAIN MENU (Secondary Inventory Point Main Menu)

**Table 6.53. Secondary Inventory Point Main Menu
(PRCP2 MAIN MENU)**

Menu Text	Option Name
Secondary Inventory Point Main Menu ...	
Auto-generate Orders	PRCP2 AUTOGENERATE SECONDARY
Inventory File Maintenance Menu ...	PRCP2 INVENTORY MENU
Automatic Level Setter	PRCP AUTOMATIC LEVEL SETTER
Enter/Edit Inventory Item Data	PRCP EDIT INVENTORY ITEMS
File Inquiry	PRCP INQUIRE FILE ENTRIES
Physical Count Form	PRCP PHYSICAL COUNT FORM
Manager For Secondary Point Menu ...	PRCP2 MANAGER MENU
Adjust Quantity to Supply Station Values	PRCP REPLACE ON-HAND INVENTORY
Enter/Edit Inventory And Distribution Points	PRCP INVPT PARAM ENTER/EDIT
Group Category Enter/Edit	PRCP GROUP CATEGORY EDIT
Inventory Control Parameters Print	PRCP INV CONTROL PARAM PRINT
On-Demand Audit Activity Report	PRCP ON-DEMAND AUDIT REPORT
Purge History Menu ...	PRCP2 PURGE MENU
Receipts History By Item Purge	PRCP PURGE RECEIPTS HISTORY
Transaction Register Purge	PRCP PURGE TRANS REGISTER
Usage/Distribution Monthly Totals Purge	PRCP PURGE USAGE/ ISTRIBUTION
Storage Location Enter/Edit	PRCP STORAGE LOCATION EDIT
Reports Menu ...	PRCP2 REPORTS MENU
Abbreviated Item Report	PRCP ABBREVIATED ITEM REPORT
Adjustment Voucher Recap	PRCP ADJUSTMENT VOUCHER RECAP
Availability Listing	PRCP AVAILABILITY LISTING
Comprehensive Item Report	PRCP COMPREHENSIVE ITEM REPORT
Conversion Factor Report	PRCP CONVERSION FACTOR REPORT
Days Of Stock On Hand Report	PRCP DAYS STOCK ON HAND REPORT
Emergency Stock Report	PRCP EMERGENCY STOCK REPORT
Inactive Items Report	PRCP INACTIVE ITEMS REPORT
Inventory Sales Report	PRCP INVENTORY SALES REPORT
On-Demand Conflicts Report	PRCP ON-DEMAND CONFLICT REPORT
Patient Distribution Cost Report	PRCP PATIENT DISTR COST REPORT
Quantity Distribution Report	PRCP QUANTITY DISTRIBUTION
Stock Status Report	PRCP STOCK STATUS REPORT
Supply Station Quantity Discrepancy	PRCP SS QTY DISCREPANCIES
Transaction Register Report	PRCP TRANSACTION REG REPORT
Usage Demand Item Report	PRCP USAGE DEMAND ITEM REPORT
Stock Replenishment Menu ...	PRCP2 STOCK REPLENISHMENT MENU
Calculated Due-In Quantity Report	PRCP DIST ORDER SECOND DUEINS
Display Item	PRCP DISPLAY ITEM
Display Where An Item Is Stocked	PRCP WHERE ITEM STOCKED REPORT
Distribution Order Processing	PRCP DIST ORDER PROCESSING
Due-In Item Report	PRCP DUE-IN ITEM REPORT
Items Flagged 'Kill When Zero' Report	PRCP KWZ REPORT
List Distribution Orders To/From Inventory Points	PRCP DIST ORDER LIST TO/FROM
Order Form	PRCP CATALOG/ORDER FORM PRINT

6.5.10 PRCPW MAIN MENU

(Warehouse--General Inventory/Distribution Menu)

**Table 6.54. Warehouse--General Inventory/Distribution Menu
(PRCPW MAIN MENU)**

Menu Text	Option Name
Warehouse--General Inventory/Distribution Menu ...	PRCPW MAIN MENU
Auto-generate Orders	PRCP AUTOGENERATE PRIM/ WAREHOUSE
Inventory File Maintenance Menu ...	PRCPW INVENTORY MENU
Adjust Inventory Quantity Menu ...	PRCPW ADJUST MENU
Adjust Inventory Quantity	PRCPW ADJUST QUANTITY
Approve Adjustments	PRCPW ADJUST APPROVAL
Physical Count Form	PRCPW PHYSICAL COUNT FORM
Unapproved Adjustment Report	PRCPW ADJUST UNAPPROVE REPORT
Automatic Level Setter	PRCP AUTOMATIC LEVEL SETTER
Enter/Edit Inventory Item Data	PRCP EDIT INVENTORY ITEMS
File Inquiry	PRCP INQUIRE FILE ENTRIES
Manager For Supply Warehouse Inventory Point Menu ...	PRCPW MANAGER MENU
Balance Update Transaction (IM-	PRCP ISMS BALANCE UPDATE
Clean Up Old Transactions And Due-Outs	PRCP DUEOUT/OUTST TRAN CLEAN
Date Received Delete (for Issue Book Requests)	PRCP DATE RECEIVED DELETE
Distribution Costs Enter/Edit	PRCP DIST COST EDIT
Enter/Edit Inventory And Distribution Points	PRCP INVPT PARAM ENTER/EDIT
FMS Code Sheets Rebuild/Retransmit	PRCP FMS REBUILD/RETRANSMIT
Group Category Enter/Edit	PRCP GROUP CATEGORY EDIT
Inventory Control Parameters Print	PRCP INV CONTROL PARAM PRINT
Purge History Files Menu ...	PRCP PURGE MENU
History By Cost Center Purge	PRCP PURGE DISTRIBUTION HIST
Receipts History By Item Purge	PRCP PURGE RECEIPTS HISTORY
Transaction Register Purge	PRCP PURGE TRANS REGISTER
Usage/Distribution Monthly Totals Purge	PRCP PURGE USAGE/DISTRIBUTION
Reprint Posted Picking Ticket	PRCP PICK TKT REPRINT (POSTED)
Storage Location Enter/Edit	PRCP STORAGE LOCATION EDIT
Update Calculated Due-Ins/Outstanding Transaction	PRCP DUEIN CALCULATE/UPDATE
Receiving and Distribution Menu ...	PRCPW RECEIVING/DISTR MENU
Display Item	PRCP DISPLAY ITEM
Display Where An Item Is Stocked	PRCP WHERE ITEM STOCKED REPORT
Due-In Item Report	PRCP DUE-IN ITEM REPORT
Enter/Edit Items On Distribution Point	PRCP EDIT DISTR PT ITEMS
Items Flagged 'Kill When Zero' Report	PRCP KWZ REPORT
Order Form	PRCP CATALOG/ORDER FORM PRINT
Outstanding (Due-Outs) Transaction Listing	PRCP DUEOUT/OUTST TRAN REPORT
Packaging/Procurement Source Discrepancy Report	PRCP PACKAGING DISCREP PRINT
Post Issue Book Order	PRCP POST ISSUE BOOK ORDER
Print Item On Distribution Inventory Point	PRCP PRINT ITEM ON DISTR INV
Purchase Order Receiving To Inventory Point	PRCP RECEIVE PURCHASE ORDER
Reports Menu ...	PRCPW REPORTS MENU
Adjustment Voucher Recap	PRCP ADJUSTMENT VOUCHER RECAP
Availability Listing	PRCP AVAILABILITY LISTING
Cost Trend Analysis Report	PRCP COST TREND ANALYSIS
Days Of Stock On Hand Report	PRCP DAYS STOCK ON HAND REPORT
Emergency Stock Report	PRCP EMERGENCY STOCK REPORT
Graph Usage	PRCP GRAPH USAGE
History Of Distribution Report	PRCP DIST HISTORY REPORT
Inactive Items Report	PRCP INACTIVE ITEMS REPORT
Informational Reports Menu ...	PRCPW INFORMATION REPORTS MENU
Abbreviated Item Report	PRCP ABBREVIATED ITEM REPORT
Comprehensive Item Report	PRCP COMPREHENSIVE ITEM REPORT
Conversion Factor Report	PRCP CONVERSION FACTOR REPORT
Last Procurement Source For Item Report	PRCP LAST PROC SOURCE REPORT

Menu Text	Option Name
Non-Issuable Stock Report	PRCPW ADJUST NONISSUE REPORT
Substitute Listing Report	PRCP SUBSTITUTE LISTING
Inventory Sales Report	PRCP INVENTORY SALES REPORT
Quantity Distribution Report	PRCP QUANTITY DISTRIBUTION
Stock Status Report	PRCP STOCK STATUS REPORT
Transaction Register Report	PRCP TRANSACTION REG REPORT
Unit Costing Report	PRCP UNIT COSTING REPORT
Usage Demand Analysis Report	PRCP USAGE DEMAND ANALYSIS
Usage Demand Item Report	PRCP USAGE DEMAND ITEM REPORT
Voucher Summary Report	PRCP VOUCHER SUMMARY REPORT

6.5.11 PRCSOP OFFICIAL (Control Point Official's Menu)

Table 6.55. Control Point Official's Menu (PRCSOP OFFICIAL)

Menu Text	Option Name
Control Point Official's Menu ...	PRCSOP OFFICIAL
Approve Requests	PRCSAPP
Requests Ready for Approval List	PRCSPO REQUEST LIST
Process a Request Menu ...	PRCSER
New 2237 (Service) Request	PRCSENRB
Edit a 2237 (Service)	PRCSEDTD
Copy a Transaction	PRCSECP
1358 Request Menu ...	PRCEC 1358 FCP PROCESSING
New 1358 Request	PRCEC NEW
Increase/Decrease Adjustment	PRCEC ADJUST
Edit 1358 Request	PRCEC EDIT
Create/Edit Authorization	PRCEC AUTHORIZATION
Daily Activity Enter/Edit	PRCEC DAILY ACTIVITY
Display 1358 Balance	PRCEC DISPLAY 1358 BALANCE
List 1358's with Open Authorizations	PRCEC OPEN 1358S
Print 1358	PRCEC PRINT 1358
Print Obligated 1358s	PRCEC PRINT PO FROM 1358
Recalculate 1358 Balance	PRCEC RECALC 1358 BALANCE
Print/Display Request Form	PRCSPRF
Change Existing Transaction Number	PRCSANTN
Repetitive Item List Menu ...	PRCSRI MENU
New Repetitive Item List (Enter)	PRCSRI ENTER
Edit Repetitive Item List Entry	PRCSRI EDIT
Delete Repetitive Item List Entry	PRCSRI DELETE
Print/Display Repetitive Item List Entry	PRCSRI PRINT/DISPLAY
Generate Requests From Repetitive Item List Entry	PRCSRI GENERATE
Cancel Transaction with Permanent Number	PRCSCT
Requestor's Menu ...	PRCSREQUESTOR
Enter a Request (Section)	PRCSENRS
Edit a Request (Section)	PRCSEDRS
Delete a Request (Section)	PRCSDT
New 1358 Request (Section)	PRCS1358
Edit 1358 Request (Section)	PRCS1358A
Request Status Report (Section)	PRCSTSS
Print/Display Request Form (Section)	PRCSPRFT
Copy a Transaction (Section)	PRCSOPY
Item History	PRCSITEMH
Item Display	PRCH DISPLAY ITEM
Vendor Display	PRCH DISPLAY VENDOR

Menu Text	Option Name
Outstanding Approved Requests Report	PRCSOAR
Display Control Point Activity Menu ...	PRCSOAR
Purchase Order Status	PRCSPOS
Transaction Status Report	PRCSTS
Running Balances	PRCSCP
Temporary Transaction Listing	PRCSLTT
Item History	PRCSITEMH
PPM Status of Transactions Report	PRCSPPM
CP Entered, Not Approved Requests	PRCS RPT ENTERED, NOT APP REQS
Funds Control Menu ...	PRCSMGR
Enter FCP Adjustment Data	PRCSENA
Assign Ceiling to Sub-Control Points	PRCSSCP
Correct Sub-Control Point Amounts	PRCSSECP
Recalculate Fund Control Point Balance	PRCSRBCP
Funds Control Reports Menu ...	PRCSFCRPT
Quarterly Report	PRCSQOQR
Ceiling Report	PRCSCTR
Audit Transaction List	PRCSFACPT
Sort Group Report	PRCSPNR
Classification of Request Report	PRCSTOR
Cost Center Totals	PRCSPCCT
BOC Totals	PRCSSUB RPT
Sub-Control Point Report	PRCSSCPR
Reconciliation of PO/Sub-CP Dollar Amounts	PRCSOCP
BOC Detail Totals	PRCSOCP
FMS Transaction Data	PRCSFMS
Status of Requests Reports Menu ...	PRCSRPTS
Print/Display Request Form	PRCSPRF
Status of All Obligation Transactions	PRCSOCP
Requests Ready for Approval List	PRCSOCP REQUEST LIST
PO with ASSociated Transactions	PRCSOCP
Record Date Received by Service Menu ...	PRCS REC.DATE MENU
Single Transaction	PRCS REC.DATE SINGLE
All Transactions with Final Partial	PRCS REC.DATE ALL
Enter/Edit Control Point Users	PRCSOCP
Record Receipt of Multiple Delivery Schedule Items	PRCSOCP
Multiple Delivery Schedule List	PRCSOCP

6.5.12 PRCV DYNAMED RIL'S NEED ACTION

(DynaMed RIL's Needing Action)

See the *DynaMed-IFCAP Interface Implementation Guide* for option usage information.

6.5.13 PRCV ITEM DISPLAY WITH VENDOR

(DynaMed Item Display with Vendor #)

See the *DynaMed-IFCAP Implementation Guide* for option usage information.

6.5.14 PRCV ITEM UPDATE TO DYNAMED

(Nightly ITEM master file update to DynaMed)

See the *DynaMed-IFCAP Interface Implementation Guide* for option usage information.



Warning: This option is not to be placed on any menu nor run by any user. This option is specifically designed to be scheduled in TaskMan to be executed once a day during off-peak hours.

6.5.15 PRCV VENDOR UPDATE TO DYNAMED

(Nightly VENDOR master file update to DynaMed)

See the DynaMed-IFCAP Implementation Guide for option usage information.



Warning: This option is not to be placed on any menu nor run by any user. This option is specifically designed to be scheduled in TaskMan to be executed once a day during off-peak hours.

Chapter 7. Other Exported Components

This chapter lists FileMan and Kernel components distributed with the IFCAP V. 5.1 build in addition to the routines, options and files.

7.1 Forms

Table 7.1. Exported Forms

Form	File
PRCHQ1	FILE #444
PRCHQ2	FILE #444
PRCHQ3	FILE #444.1
PRCHQ4	FILE #444
PRCHQ5	FILE #444

7.2 Bulletins

Table 7.2. Exported Bulletins

Bulletin Name	Purpose
PRCF FMS ADJUSTMENTS	Used to notify IRM users that the CCP message has been filed and the conversion reports are ready to be printed.
PRCF_850_BULLETIN	Used to notify the user of a successful completion of the OOR message.
PRCF_850_BULLETIN1	Used to notify the user of an unsuccessful completion of the OOR message processing.
PRCH GPF	General post fund transaction return from Fiscal bulletin.
PRCHQ 843 UPDATE VENDOR INFO	Vendor supplied information updating addresses and socio-economic status for vendor already in file #440.
PRCHQ 864 ERROR	Reporting error during filing of 864 Message from vendor for an RFQ
PRCHQ 864 NORMAL	Reporting arrival of 864 Text Message for review.
PRCOEDI ACKNOWLEDGE	Receipt of a POA transaction
PRCP_ALL_ITEMS_QTY_UPDATE	alerts staff to the receipt to a QOH request. If any quantity discrepancies are found between the items in the supply station and those in the inventory point, they will be listed.

Bulletin Name	Purpose
PRCP_BAD_ACTIVITY	<p>This bulletin alerts staff of problems in HL7 transactions that update a secondary inventory point with supply station activity.</p> <p>Problems include: item not on this inventory point, quantity is too large or too small, inventory point not in GIP.</p>
PRCP_BAD_ITEM_QOH	<p>This item will display when GIP receives a QOH response from the supply station containing an item not in file 441.</p>
PRCP_BAD_ORDER	<p>This bulletin alerts staff of refill activity that cannot be processed because the transaction information conflicts with system data or data requirements.</p> <p>Problems include: item not on the order specified, order not for the secondary specified, amount refilled inappropriate, HL7 transaction corrupted, order number specified is not in GIP</p>
PRCP_BAD_QUERY	<p>This message alerts users when a response to a quantity on hand query could not be processed by GIP.</p>
PRCP_ITEM_NAME	<p>Alerts staff in a secondary inventory point of item name discrepancies between the inventory point and the linked supply station.</p>
PRCP_NO_REFILL	<p>This bulletin alerts staff that a posted distribution order includes items that were not marked as refilled by the supply station. It is expected that staff will verify the correct refill amount for these items by creating another order of emergency or call-in to correct discrepancies resulting in both the primary and secondary inventory points.</p>
PRCP_ORDER_NOT_GENERATED	<p>This message alerts staff expecting an order to be autogenerated for an inventory point that the order was not generated.</p>
PRCP_ORDER_PARTIALLY_LOST	<p>This message will be sent to the secondary inventory point managers when a supply station has reported refills against a distribution order but has not completed it. The purpose of the message is to notify staff of possible inconsistencies in the on-hand quantity between the supply station and the secondary.</p>
PRCP_QTY_MISMATCH	<p>This bulletin will notify the secondary inventory staff of inventory inconsistencies between the inventory point and its associated supply station. Staff need to investigate these discrepancies and make the necessary adjustments.</p>
PRCVUP	<p>This bulletin will notify the FMS mail group that an entry in their VENDOR file has been updated by FMS. They will see both the original data and what has been changed.</p>

Bulletin Name	Purpose
PRC_IFCAP_CHANGE	This bulletin will be used to notify users that there has been a change to a PO to allow updating the inventory point.
PRCV_AUDIT_FILE_ERROR	This bulletin will be used to notify users that there has been an error while processing a DynaMed-related data item.

7.3 Help Frames

Table 7.3. Help Frames

Help Frame Name	Help Frame Name
PRCB ADD NEW TRANSACTION	PRCH CONTRACT FLAG HELP
PRCB BOC ADD/EDIT	PRCH VENDOR TYPE HELP
PRCB CC LISTING/W BOC	PRCH VENDOR TYPE HELP 2
PRCB CLEAR LOCK	PRCHITEM HELP
PRCB ENTER CEILING TRANS	PRCHPM CS MENU
PRCB PRINT RANGE OF TRANS	PRCS-2237
PRCB RECALCULATE ALL FCP	PRCS1358
PRCB ROLLOVER FCP BALANCE	PRCS1358A
PRCB SINGLE TRANSFER	PRCSDT
PRCD LOAD STANDARD DICTIONARY	PRCSEDRS
PRCF INQ 410	PRCSENRS
PRCF INQ 442	PRCSTSS
PRCH BOA	

7.4 Protocols

Table 7.4. Protocols

Protocol Name	Protocol Name
PRCO AR DELETE	PRCP EDIT ITEM DESCRIPTION
PRCO AR EDIT	PRCP EDIT LEVELS
PRCO AR PRINT ENTRY	PRCP EDIT QUANTITIES
PRCO AR REVIEW RECORD	PRCP EDIT REMOVE ITEM FROM INVPT
PRCO AR SEND VRQ	PRCP EDIT SECONDARY ITEMS
PRCO DELETE VRQ	PRCP EDIT SOURCES
PRCO EDI EXCEPTION	PRCP EDIT SPECIAL PARAMETERS
PRCO EDI GENERATOR	PRCP ENTER/EDIT INVENTORY ITEMS

Protocol Name	Protocol Name
	MENU
	PRCP EV INV UPDATE
	PRCP EV ITEM UPDATE
	PRCP EV QOH REQ
	PRCP EV REFILL/POST
	PRCP EV REL ORDER
PRCO EDI PO DISPLAY	PRCP INVENTORY EDIT ALL FIELDS
PRCO EDI REPORTS	PRCP INVENTORY EDIT DESCRIPTION
PRCO EDI STATS SUMMARY	PRCP INVENTORY EDIT DISTRPTS
PRCO EDIT VENDOR ENTRY	PRCP INVENTORY EDIT FCP
PRCO PRINT ENTRY	PRCP INVENTORY EDIT FLAGS
PRCO REVIEW ENTRY	PRCP INVENTORY EDIT MISCOST
PRCO SEND VRQ	PRCP INVENTORY EDIT SPECIAL
PRCO VENDOR EDIT AR	PRCP INVENTORY EDIT STOCKEDBY
PRCO VENDOR REVIEW	PRCP INVENTORY EDIT USERS
PRCP CC/IK CHECK ITEMS EDIT	PRCP INVENTORY PARAMETERS MENU
PRCP CC/IK CHECK ITEMS MENU	PRCP ISSUE BOOK CANCEL LINE
PRCP CC/IK EDIT INVENTORY ITEMS	PRCP ISSUE BOOK E/E ITEMS
PRCP CC/IK ITEM EDIT	PRCP ISSUE BOOK MAKE FINAL
PRCP CC/IK POST	PRCP ISSUE BOOK POST
PRCP CC/IK POSTING MENU	PRCP ISSUE BOOK POSTING MENU
PRCP CC/IK REMOVE CC/IK	PRCP ISSUE BOOK QTY TO ENTER
PRCP CC/IK REMOVE REUSABLES	PRCP ISSUE BOOK QTY TO ONHAND
PRCP CHECK ORDER ITEM EDIT	PRCP ISSUE BOOK QTY TO REMAIN
PRCP CHECK ORDER MENU	PRCP ISSUE BOOK SHOW NSN
PRCP DIST ORDER CHECK	PRCP ISSUE BOOK SUBSTITUTE LINE
PRCP DIST ORDER DELETE	PRCP PURCHASE ORDER DIST COST
PRCP DIST ORDER INV ITEM EDIT	PRCP PURCHASE ORDER E/E ITEMS
PRCP DIST ORDER ITEM DELETE	PRCP PURCHASE ORDER RECEIPT MENU
PRCP DIST ORDER ITEM EDIT	PRCP PURCHASE ORDER RECEIVE
PRCP DIST ORDER PICKING TICKET	PRCP RECEIVE ISSUE BOOK E/E ITEMS
PRCP DIST ORDER POSTING	PRCP RECEIVE ISSUE BOOK MENU
PRCP DIST ORDER PROCESSING	PRCP RECEIVE ISSUE BOOK QTY TO ENTER
PRCP DIST ORDER RELEASE	PRCP RECEIVE ISSUE BOOK QTY TO REMAIN
PRCP EDIT ALL FIELDS	PRCP RECEIVE ISSUE BOOK RECEIVING
	PRCP SEND DIST ORDER

Protocol Name	Protocol Name
	PRCP SU INV UPDATE
	PRCP SU ITEM UPDATE
	PRCP SU QOH REQ
	PRCP SU REFILL/POST
	PRCP SU REL ORDER
PRCP EDIT COSTING DATA	PRCP UPLOAD BARCODE DATA MENU
PRCP EDIT DRUG ACCT	PRCP UPLOAD BARCODE E/E ITEMS
PRCP EDIT DUEINS	PRCP UPLOAD BARCODE EDIT QTY
PRCP EDIT ISSUE UNITS	PRCP UPLOAD BARCODE POST

Table 7.5. DynaMed-IFCAP Interface Protocols

Protocol Name	Protocol Name
PRCV 410 2237 LINE ITEM CANCEL	PRCV_IFCAP_01_SU_DYNAMED_UPDATE
PRCV 442 ITEM DELETE	PRCV_IFCAP_02_EV_OBL/AMEND
PRCV_DYNAMED_01_EV_REQUISITION_SEND	PRCV_IFCAP_02_SU_OBL/AMEND
PRCV_DYNAMED_01_SU_REQUISITION_SEND	PRCV_IFCAP_03_EV_REC/ADJ
PRCV_DYNAMED_20_EV_FUND_BAL_SU BSCRIBE	PRCV_IFCAP_03_SU_REC/ADJ
PRCV_DYNAMED_20_SU_FUND_BAL_SU BSCRIBE	PRCV_IFCAP_04_EV_VEND_UPD
PRCV_DYNAMED_21_EV_FUND_BAL_CANCEL_SUB	PRCV_IFCAP_04_SU_VEND_UPD
PRCV_DYNAMED_21_SU_FUND_BAL_CANCEL_SUB	PRCV_IFCAP_05_EV_ITEM_UPD
PRCV_DYNAMED_22_EV_FUND_BAL_DATA	PRCV_IFCAP_05_SU_ITEM_UPD
PRCV_DYNAMED_22_SU_FUND_BAL_DATA	PRCV_IFCAP_06_EV_IB_PROC
PRCV_IFCAP_01_EV_DYNAMED_UPDATE	PRCV_IFCAP_06_SU_IB_PROC

7.5 List Templates

Table 7.6. List Templates

Template Name	Template Name
PRCO EDI REPORTS	PRCP EDIT ITEMS
PRCO VENDOR EDIT FOR AR	PRCP GRAPH DATA
PRCO VENDOR REVIEW	PRCP INVENTORY PARAMETERS
PRCP DIST ORDER CC/IK CHECK	PRCP ISSUE BOOK POSTING
PRCP DIST ORDER CC/IK POSTING	PRCP ISSUE BOOK RECEIVING
PRCP DIST ORDER CHECK ITEMS	PRCP PURCHASE ORDER RECEIPT
PRCP DIST ORDER PROCESSING	PRCP UPLOAD BARCODE DATA

7.6 Mail Groups

Table 7.7. Mail Groups

Mail Group Name	Purpose
BCC	This mail group will be used to receive the electronic reception of the daily Purchase Card Bills as well as other daily, monthly, or quarterly messages from the vendor bank concerning the Purchase Card Program.
EDP	This is the mail group for EDI error messages from the background transaction POA, Purchase Order Acknowledgement.
FISCAL NOTIFICATION	This mail group is used to notify Fiscal when A&MM Service has changed the delivery date in a purchase order. This mail group is ALSO used to notify Fiscal when an amendment has been Pending Fiscal Action for 4 or more days.
FMS	This is the mail group from FMS transactions in IFCAP
ISM	This is the mail group for ISMS transactions to IFCAP
LOG	This is the mail group for confirmation messages from Q-LOG.
OGR AUSTIN MESSAGES	(unknown, possibly obsolete)
OLP	This mail group will receive confirmation mail messages from the Austin Information Technology Center (AITC) postmaster for 1358 transaction messages sent by the IFCAP package to Domain Q-OLP.VA.GOV. This mail group supports the interface between IFCAP and the Online Certification System.
PRC	Mail group for Q-PRC responses from Austin, Texas.
PRC 1358 MONITORS	This mail group is to include staff designated to receive the 1358 Compliance Reports in order to monitor compliance of 1358 usage to policy
PRCHQ FRQ	This mail group gets bulletins sent from vendors and filing errors.
PRCPLO CLRS NOTIFICATIONS	This mail group will be used to alert staff of status updates and exceptions concerning processes related to the Clinical Logistics Report Server. The mail group will be exported with PRC*5.1*83 and the site will determine the members as advised by the Clinical Logistics Office.
PRCV Audit File Alerts	This mail group will be used to alert staff of inconsistencies or problems IFCAP finds with the Audit File while processing RILs, 2237s and Purchase Orders.
PRCV Item Vendor Edits	This mail group will be used to alert staff members who maintain the Item Master File and Vendor File when an error occurs during attempts to update the COTS inventory system.
SUPPLY NOTIFICATION	This mail group is used to notify A&MM that an amendment is Pending Fiscal Action for 4 or more days.

7.7 Parameter Definitions

Table 7.8. Parameter Definitions

Parameter Definition Name	Purpose
PRC CLRS ADDRESS	Stores IP address or DNS Server name of the Clinical Logistics Report Server (CLRS)
PRC CLRS OUTLOOK MAILGROUP	Stores the name of the Microsoft Outlook mail group that should receive CLRS notifications
PRCPLO EXTRACT DIRECTORY	Stores the destination directory for host files generated during the CLRS data extractions.
PRC OLCS 1358 EXTRACT	This parameter holds the date/time that the job responsible for sending an initial extract of 1358 transactions to the Online Certification System (OLCS) finished running.
PRCPLO GREATER THAN RANGE	Stores the number of days to be used in connection with the Stock on Hand Report when that report evaluates stock levels retained greater than a certain given period.
PRCPLO INACTIVITY RANGE	Stores the number of days to be used for the inactive range for the Stock Status Report
PRCPLO PASSWORD	Stores the login password for the Clinical Logistics Report Server
PRCPLO REGIONAL ACQ CENTER	Stores the Regional Acquisition Center to group Purchase Order Transactions in the CLRS Procurement extract
PRCPLO REPORT RANGE	Stores the date range for the Day of Stock on Hand report
PRCPLO USER NAME	Stores the user login name for the Clinical Logistics Report Server
PRCV COTS INVENTORY	Identifies which COTS product is being utilized for the inventory management system at the site. Current values are 'NONE' and 'DYNAMED'.

7.8 HLO APPLICATION REGISTRY (#779.2) File Entries/Records

Table 7.9. HLO APPLICATION REGISTRY (#779.2)

Application Name	Description
PRCHJ_IFCAP_2237_SEND	<p>HL7 MESSAGE TYPE: ORN HL7 EVENT: O08 ACTION TAG: APPACK ACTION ROUTINE: PRCHJR02 HL7 VERSION: 2.5 Package File Link: IFCAP</p> <p><u>Patch: PRC*5.1*167</u></p> <p>This is the application for the Send 2237 from IFCAP to eCMS. It has some setup parameters including the tag^routine reference for IFCAP to process the Application Acknowledgment coming back from eCMS.</p>
PRCHJ_IFCAP_2237_RETURN	<p>RESPONSE LINK (OPTIONAL): PRCHJ_ECMS HL7 MESSAGE TYPE: OMN HL7 EVENT: O07 ACTION TAG: PARSE ACTION ROUTINE: PRCHJR01 HL7 VERSION: 2.5 Package File Link: IFCAP</p> <p><u>Patch: PRC*5.1*167</u></p> <p>This is the receiving application for the Return 2237 to Accountable Officer, Return 2237 to Control Point, and the Cancel 2237 from eCMS messages. It has some setup parameters including the tag^routine reference for the software that will unload the HL7 message, validate, file data, and send the Application Acknowledgment back to eCMS.</p>

Chapter 8. Archiving and Purging

8.1 Introduction

The IFCAP Archive/Purge (PRCG) program (see Table 6.14. Option List (PRCG)) allows IRM, Fiscal, and A&MM to manage the size and availability of the dated records in the IFCAP database. The package allows the systematic identification, archival, and removal of documents from File 442 and associated files from the VistA database.

The basic unit of the package is the document. A document is defined as the key entry in File 442 (PO, 1358, etc.) and all associated records in that and other files (amendments, adjustments, receiving reports and 2237 requests). During the archive these individual records are assembled and written out to the archival media (tape/HFS file) in printable format. These files may then be converted to microfiche for storage/retrieval. Automatic reinsertion into the VistA database following purge is not available.

8.2 Overview of PurgeMaster

PurgeMaster is a utility designed to allow multiple processes to act on different aspects of a database simultaneously. In the past, record purging required a single job to process through and delete records one at a time. PurgeMaster allows the IRM service to determine the time and computing resources to be made available to the purge process. Some activities (for example, archiving) must be accomplished sequentially (that is, you can't write record two until record one is finished). Other activities can theoretically have multiple processes, with each chipping away at a portion of a job in parallel. The purging process fits this model very well. Up to three parallel purge processes appear to run efficiently.

This utility is designed to provide purging functionality in the background. While PurgeMaster can be invoked during the day to process with only one job, it is best used processing 3-5 background jobs during off-hours.

TaskManager normally initiates PurgeMaster on a daily basis. It monitors the IFCAP PURGEMASTER WORKLIST file (File 443.1) to determine if "killer" jobs need to be spawned to process transactions. The IFCAP PURGEMASTER WORKLIST file (File 443.1) gets entries by manual interaction of user personnel.

8.3 Technical Information

8.3.1 Namespace

The IFCAP Archive/Purge routines are contained in the namespace PRCG.

8.3.2 Sizing Requirements

The Host file or MailMan disk space required for archiving appears to be about 40k per document actually archived. No real space is required when archiving to tape.

8.3.3 System Failure during Archiving or Purging

If the system fails during archive, recreate the archive tape; if during purge, restart the job.

8.3.4 Associated Files

Table 8.1. Files Associated with Archive/Purge Utility

File Number	File Name	Cross-Referenced By	Description
443.1	IFCAP PURGEMASTER WORKLIST		Contains the entries to be processed by PurgeMaster.
443.2	IFCAP PURGE PARAMETERS	VOLUME SET:CPU(B)	Contains the information about how many purge jobs should run and when and where.
443.3	IFCAP PURGE INPROCESS		This file is a temporary repository for transactions being processed by PurgeMaster. In the event of a system failure, these entries are restored into the PurgeMaster Worklist file.
443.9	IFCAP PENDING ARCHIVE	PO NAME(AC), PO NUMBER(AD), PO NUMBER(B)	This file is a local Archive/Purge file that documents what records are pending archive.

8.3.5 File Security Codes

There are no file security codes.

8.3.6 Cross References

Table 8.2. PurgeMaster Cross References

Cross Reference		Kill
SET:	Set Action	
DESCR:	Description	
Xref 3: 443.9^AD^MUMPS		KILL: Q
SET:	S ZX=\$P(^PRC(442,DA,0),"^",2),ZX=\$P(\$G(^PRCD(442.5,+ZX,0)), "^",2) S:ZX]" \$P(^PRC(443.9,DA,0),"^",3)=ZX K ZX	
DESCR:	This cross reference is a MUMPS trigger to place the Method of Processing abbreviation from File 442.5 into each record on this file. It will be used to increase the speed of the lookup when purging records.	

8.4 Options

Any user with appropriate menus can run Archive/Purge. Because the archive writes to devices not normally accessed by non-IRM users, however, the expected user is an IRM employee working closely with the IFCAP Application Coordinator. Set-up of IFCAP Archive/Purge parameters is the responsibility of IRM. Coordination and approval for archive/purge is the responsibility of Fiscal/A&MM employees with the actual implementation being undertaken by IRM. The IRM user must be designated as an Authorized Fiscal User for at least one site and FISCAL ACCOUNTING AUTOMATED (Field 22 of File 411) must be set to YES.

8.4.1 PRCG ARCHIVE/PURGE MASTER MENU

**Table 8.3. IFCAP Archive/Purge Master Menu
(PRCG ARCHIVE/PURGE MASTER MENU)**

Menu Text	Option Name
IFCAP Archive/Purge Master Menu ...	PRCG ARCHIVE/PURGE MASTER MENU
Edit PurgeMaster Site Parameters	PRCG PURGEMASTER SITE EDIT
Find Archivable IFCAP Records	PRCG ARCHIVE FIND
Archive Selected IFCAP Records	PRCG ARCHIVE IFCAP RECORDS
Load Archived IFCAP Documents into PurgeMaster	PRCG LOAD PURGEMASTER
Load IFCAP File 410 Documents into PurgeMaster	PRCG LOAD 410 PURGEMASTER
Load IFCAP File 442 Documents into PurgeMaster	PRCG LOAD 442 PURGEMASTER
Clean Files 424/424.1 after purging	PRCG CLEAN 424/424.1 FILES

8.4.2 Option List

Table 8.4. Option List (PRCG)

NAME	Menu Text	Type
Entry Action / Exit Action / Lock / Routine		
DESCR: Description		
PRCG ARCHIVE FIND	Find Archivable IFCAP Records	R
ROUTINE: PRCGARCF		
DESCR: Allows user to select all records in File 442, through a specified fiscal year, which are either to be archived or purged by the IFCAP Archive/Purge options.		
PRCG ARCHIVE IFCAP RECORDS	Archive Selected IFCAP Records	R
ROUTINE: PRCGARC		
DESCR: Writes previously-identified IFCAP documents to a user-selected archive device.		
PRCG ARCHIVE/PURGE MASTER MENU	IFCAP Archive/Purge Master Menu	M
DESCR: This is the master menu containing all IFCAP Archive/Purge utilities.		
PRCG LOAD 410 PURGEMASTER	Load IFCAP File 410 Documents into PurgeMaster	R
ROUTINE: PRCG238Q		
DESCR: Selects records in Files 410, 410.1 and 443, through a user-specified fiscal year, and creates entries for them in the IFCAP PurgeMaster File (File 443.1) for purging. Entries in Files 410 and 443 that do not have a reference to File 442 and File 410 are then purged by PurgeMaster. Finally, entries in File 410.1 that do not have a corresponding entry in File 410 are purged.		
PRCG LOAD 442 PURGEMASTER	Load IFCAP File 442 Documents into PurgeMaster	R
ROUTINE: PRCG237Q		
DESCR: Selects records in File 442, through a user-specified fiscal year, and creates entries for them in the IFCAP PurgeMaster File (File 443.1) for purging. Accounts Receivable documents and documents without a PO Date in File 442 are then purged by PurgeMaster.		
PRCG LOAD PURGEMASTER	Load Archived IFCAP Documents into PurgeMaster	R
ROUTINE: PRCGARP		
DESCR: Creates entries in the IFCAP PurgeMaster File (File 443.9) for documents which are to be purged.		
PRCG PURGEMASTER (TASKMANAGER)	PurgeMaster	R
ROUTINE: PRCGPM		

NAME	Menu Text	Type
Entry Action / Exit Action / Lock / Routine		
DESCR: Description		
DESCR: PurgeMaster is a background utility which allows each facility to allocate resources at non peak times for removal of the documents that have been scheduled for purging. The PRCG PURGEMASTER (TASKMANAGER) option should be scheduled to run daily at a time when IRM wishes to allocate resources to it. Because PurgeMaster should be scheduled to run daily in the background, it does not appear as a menu option. <i>See discussion which follows this table.</i>		
PRCG PURGEMASTER SITE EDIT	Edit PurgeMaster Site Parameters	E
ROUTINE:		
DESCR: This option allows IRM Staff to edit the PurgeMaster Site Parameters file. .		
PRCG CLEAN 424/424.1 FILES	Clean Files 424/424.1 after purging	R
ROUTINE: PRCGF424		
DESCR: Routine PRCGF424 checks the 1358 DAILY RECORD (#424) file entries and 1358 AUTHORIZATION DETAIL (#424.1) file linked entries for the same Fiscal Year last digit, and archives and purges based on date (nine years or older). See 1-10 below for record purge types.		

8.5 How PurgeMaster Works

When activated, the option PRCG PURGEMASTER (TASKMANAGER) does several things. First, it looks at the IFCAP PURGEMASTER WORKLIST file (File 443.1) for actions to be accomplished. If there are none, it merely quits. It will reactivate when scheduled (preferably daily). If there are entries in File 443.1, PurgeMaster then gathers site parameter information from the IFCAP PURGE PARAMETERS file (File 443.2) and spawns, through TaskManager, the appropriate number of sub-managers (killer jobs) on the appropriate computing systems (CPUs).

When activated, each sub-manager takes a job entry from File 443.1 and processes it to completion. Note that each entry in File 443.1 may actually contain several hundred individual records that are to be processed and/or purged. When that job is completed, the sub-manager evaluates the site parameters to determine if it is permitted to take another job from File 443.1. These parameters include current time, daily stop time and the day of week. In this way the sub-managers continue until File 443.1 is empty or the quit time specified has been reached. For instance, the development site may start PurgeMaster each day at 9:00 PM and specify that it cannot run past 11:30 PM.

8.6 Suggested Order for Archive/Purge Menu Options

Here is the suggested order for running the Archive/Purge menu options. Each step should be allowed to run to completion before beginning the next step.

8.6.1 Executing a Complete Archive/Purge

- (1) Find Archivable IFCAP Records
- (2) Archive Selected IFCAP Records
- (3) Load Archived IFCAP Documents into PurgeMaster
- (4) Allow PurgeMaster to run
- (5) Load IFCAP File 442 Documents into PurgeMaster
- (6) Allow PurgeMaster to run
- (7) Load IFCAP File 410 Documents into PurgeMaster
- (8) Allow PurgeMaster to run

8.6.2 Executing Only the Menu Option Installed by Patch PRC*5*237

- (1) Load IFCAP File 442 Documents into PurgeMaster
- (2) Allow PurgeMaster to run

8.6.3 Executing Only the Menu Option Installed by Patch PRC*5*238:

- (1) Load IFCAP File 410 Documents into PurgeMaster
- (2) Allow PurgeMaster to run

8.7 Using Archive/Purge

Before using the Archive/Purge options...

- You must be an Authorized Fiscal User for at least one site
- `FISCAL ACCOUNTING AUTOMATED` (Field 22 of File 411) must be set to YES. (If not, contact your Site Manager or Application Coordinator.)

Prior to initiating an archive, File 443.9 should be empty. Check the status of any existing records prior to deleting them from the file.

8.7.1 Edit PurgeMaster Site Edit

The `PRCG PURGEMASTER SITE EDIT` option must be completed to establish the parameters to be utilized by PurgeMaster. Failure to establish site parameters with at least one computer processing unit (CPU) designated with at least one sub-manager job will prevent any purging

from occurring. The responses shown below are only an example; each site should respond according to its own individual circumstances.

```
Select IFCAP Archive/Purge Master Menu Option: edit PurgeMaster Site Parameters
Select IFCAP PURGE PARAMETERS ID NUMBER: 1
ID NUMBER: 1//
DAILY STOP TIME: 2359//
RUN ALL DAY SATURDAY?: YES//
RUN ALL DAY SUNDAY?: YES//
RUN ALL DAY ON HOLIDAYS?: YES//
Select VOLUME SET:CPU: CSD//
  VOLUME SET:CPU: CSD//
  OF SUB-MANAGER JOBS: 3//
Select VOLUME SET:CPU:
```

8.7.2 Find Archivable IFCAP Records

Implementation follows the FIND, ARCHIVE, and PURGE model as seen in the Pharmacy package. The PRCG ARCHIVE FIND option searches all records, up through and including the fiscal year requested, and determines an appropriate archive status for each record, which is entered into the IFCAP PENDING ARCHIVE file (File 443.9).

Table 8.5. Archive Status

Status	Assigned to
ARCHIVE ONLY	Records which, as of the current date, have not yet been marked as completed
PURGE ONLY	Incomplete or invalid records which never became official documents
ARCHIVE & PURGE	Completed documents

```
Select IFCAP Archive/Purge Master Menu Option: Find Archivable IFCAP Records

Select STATION NUMBER ('^' TO EXIT): 658// <RET> SALEM, VA
Select the Fiscal Year thru which this option is to run: 1989
DEVICE: <RET> LAT

I will now begin compiling a list of archive documents for this process from file 442
for FY 1989 and earlier.

...Sorry, Let me think about this for a moment...
```


8.7.4 Archive Selected IFCAP Records

The PRCG ARCHIVE IFCAP RECORDS option writes the requested documents in document number sequence. Sites should be aware that, depending on the number of years selected for archive, this file could be very large. For this reason, it is highly advisable to archive only ONE year at a time. After the VMS file is written it can be moved to tape using standard VMS utilities. It is possible for ALPHA sites to write directly to tape; however, the time required increases.

The Archive function of Archive/Purge is a single print job that does not consume a significant amount of resources on VMS or MSM-PC; consequently, it can easily be run on-line during normal working hours.

After the tapes are prepared, they can be converted to microfiche through a commercial vendor. Documents archived to Microfiche are indexed by Purchase Order (PO) Number and Vendor.

The suggested media and processes presented above are just a few examples of how the archiving portion of the archive/purge process may be performed. There are certainly other methods that can be used, such as creating a host file server device, which will prompt the user for the name of the host file to create. This file can then be transferred onto a compact disk (CD). For further reference to these processes, please see Chapter 18: Host File in the Kernel V.8.0 Systems Manual or consult the appropriate systems manual for your specific system (i.e. Caché, OpenM, Micronetics Standard MUMPS (MSM) and Digital Standard MUMPS (DSM) for additional details.

The following example shows the print job being sent to the user's terminal. ***This is not an acceptable media for archiving.*** It is only done here to show the format of an archived document.

```
Select IFCAP Archive/Purge Master Menu Option: Archive Selected IFCAP
Records

Select STATION NUMBER ('^' TO EXIT): 658// <RET> SALEM, VA

You now need to enter the header information. This is typically the name      and
address of your medical center.
Select Header Line 1: VA MEDICAL CENTER// <RET>
Select Header Line 2: TEST// <RET>
Select Header Line 3: // <RET>
Select Fiscal Year of this Archive: 1989// <RET>
VA MEDICAL CENTER
TEST

IS THIS OK? YES
Please hold on while I count the number of documents to be archived.
  1180 Documents Found.
Select Tape/HFS Device: ??
The following information is available:
All Printers
Printers only on 'TDB'
Complete Device Listing
Devices only on 'TDB'
```

Chapter 8. Archiving and Purging

Extended Help

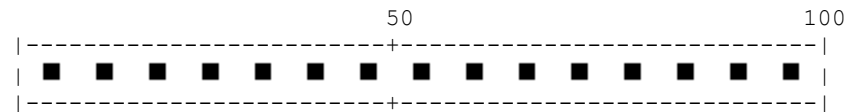
Select one (A,P,C,D, or E):

Select Tape/HFS Device: LAT RIGHT MARGIN: 80//

- 1^IFCAP ARCHIVE^JUL 09, 1996@14:45:06
- 2^VA MEDICAL CENTER
- 2^TEST
- 3^~PRCG~^1180^^AUG 30, 1989
- 4^PO_NUMBER^VENDOR
- 5^PORTRAIT^COURIER NEW^24

ARCHIVING IFCAP RECORDS

P E R C E N T C O M P L E T E



PURCHASE ORDER FOR SUPPLIES OR SERVICES

ISSUING OFFICE: REQUESTING SERVICE:
 Dept. of Veterans Affairs Medical Center
 1970 BOULEVARD
 SALEM, VA 24153 DEL. TO: LABORATORY

VENDOR: ALLIED ELECTRONICS 401 EAST 8TH STREET FORT WORTH TX 76102 ACCT # T-04772950 800 433 5700	SHIP TO: 143-RECEIVING 9A0001 V.A. Medical Center 1970 ROANOKE BLVD SALEM, VA 24153 DELIVERY HOURS: 8AM TO 3:30PM
----------------------------------------------------------------------------------------------------------------------	-----------------------------------------------------------------------------------------------------------------------------------------

FOB POINT: DESTINATION GOV'T BL #:	PROPOSAL:	MAIL INVOICE TO: FMS-VA-2 (658) PO BOX 149972 AUSTIN, TX 78714
DELIVER ON/BEFORE 11/6/89 DISCOUNT TERM: SHIP VIA:	CONTRACT:	

ITEM	UNIT TOTAL DESCRIPTION	QTY	UNIT COST	COST
------	---------------------------	-----	-----------	------

100% complete.



Notes:

If you answer "No" to the prompt, Have you received and verified your archive micro fiche? <YES/NO> you will get the following message:

I will allow you to purge records which have not been archived, but it is probably not a good idea to do so.

Are you sure you want to continue? NO//

Clarification: While the prompt literally asks if the user has verified the "archive micro fiche," in a general sense it is asking, "Did you archive the data you are about to purge and verify that it does exist on whatever media you archived it to?"

8.7.6 Load IFCAP File 442 Documents into PurgeMaster

The PRCG LOAD 442 PURGEMASTER option was created by patch PRC*5*237. Its purpose is to clean up the documents in File 442 that are missed by the Find Archivable IFCAP Records option, namely Accounts Receivable documents and those without a PO Date. This option may take several minutes to run, as it cycles through all of File 442 and creates entries directly in the IFCAP PURGEMASTER WORKLIST file (File 443.1). Documents found are not archived nor are they available for review.



Notes:

1. While any valid date, in any valid date format, may be entered at the DATE/FISCAL YEAR prompt, it is recommended that the user enter a fiscal year and allow the system to compute the last day of the fiscal year.

2. Due to the release of patch PRC*5*237, the menu option Archive Selected IFCAP Records was modified to archive Accounts Receivable documents, and PurgeMaster was modified to purge Accounts Receivable documents. As a result, users may see those types of documents get archived and purged at that time.


```
Select IFCAP Archive/Purge Master Menu Option: Load IFCAP File 442 Documents
into PurgeMaster
```

```
This will schedule records in file 442 for review in the background by
PurgeMaster (file 443.1 will be populated).  Accounts Receivable documents
in file 442 will be purged by PurgeMaster based on the date that you will
enter.  Any document in file 442 without a PO DATE will also be purged
based on the date you enter and the date in the DATE PO ASSIGNED field
in file 442.
```

```
The date you are about to enter MUST be confirmed with A&MM or Fiscal
staff.  FAILURE TO DO SO MAY RESULT IN DATA CORRUPTION.
```

```
Are you ready to continue? YES// <RET> (YES)
```

```
Select STATION NUMBER ('^' TO EXIT): 658// <RET> SALEM, VA
Date/Fiscal Year thru which AR and other documents in file 442 will be purged.
Select DATE/FISCAL YEAR: 2005 (2005)
```

```
CREATING PURGEMASTER ENTRIES FOR FILE CLEANUP
```

```
P E R C E N T    C O M P L E T E
```

```

                                     50                               100
-----+-----+-----+-----+-----+-----+-----+-----+-----+
| ■ ■ ■ ■ ■ ■ ■ ■ ■ ■ ■ ■ ■ ■ ■ ■ ■ ■ ■ ■ ■ ■ ■ ■ ■ ■ ■ ■ ■ ■ ■ ■ ■ ■ ■ |
|-----+-----+-----+-----+-----+-----+-----+-----+-----+

```

```
4,668 of 4,668 items processed. 100% complete
14 Seconds required.
14 Seconds elapsed.
0 Seconds remaining.
100% complete.
```

8.7.7 Load IFCAP File 410 Documents into PurgeMaster

The PRCG LOAD 410 PURGEMASTER option was created by patch PRC*5*238. Its purpose is to clean up the documents in Files 410, 410.1 and 443 that are not found by the Find Archivable IFCAP Records option. Typically, these are records in file 410 that do not have a link to File 442, in addition to records in Files 410.1 and 443 that do not have a link to File 410. This option may take several minutes to run as it cycles through all of File 410 and creates entries directly in the IFCAP PURGEMASTER WORKLIST file (File 443.1). Documents found are not archived nor are they available for review.

Select IFCAP Archive/Purge Master Menu Option: Load IFCAP File 410 Documents into PurgeMaster

This will schedule records in files 410, 410.1 and 443 for review in the background by PurgeMaster (file 443.1 will be populated). Entries in file 410 will be purged first by PurgeMaster based on dates that you will enter. As data in file 410 is purged, related entries in file 410.1 are also purged. Entries in file 443 will be purged next if there is no corresponding entry in file 410. Finally, additional clean-up will be performed on file 410.1.

The dates you are about to enter MUST be confirmed with A&MM or Fiscal staff. FAILURE TO DO SO MAY RESULT IN DATA CORRUPTION.

Are you ready to continue? YES// <RET> (YES)

Select STATION NUMBER ('^' TO EXIT): 658// <RET> SALEM, VA

Date/Fiscal Year thru which temporary requests in file 410 will be purged.

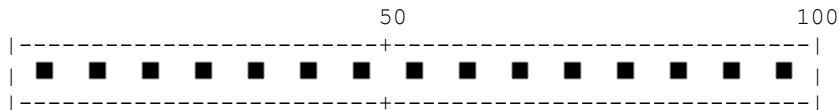
Select DATE/FISCAL YEAR: 2005 (2005)

Date/Fiscal Year thru which entries in file 410 not associated with an entry in file 442 will be purged.

Select DATE/FISCAL YEAR: 2005 (2005)

CREATING PURGEMASTER ENTRIES FOR FILE CLEANUP

P E R C E N T C O M P L E T E



13,212 of 13,212 items processed. 100% complete

12 Seconds required.

12 Seconds elapsed.

0 Seconds remaining.

100% complete.



Notes:

1. Be aware that two dates are requested in this menu option. Ideally, the same response should be entered at both date prompts.
2. While any valid date, in any valid date format, may be entered at the DATE/FISCAL YEAR prompt, it is recommended that the user enter a fiscal year and allow the system to compute the last day of the fiscal year.

8.7.8 Clean Files 424/424.1 after purging

Routine PRCGF424 checks the 1358 DAILY RECORD (#424) file entries and 1358 AUTHORIZATION DETAIL (#424.1) file linked entries for the same Fiscal Year last digit, and archives and purges based on date (nine years or older). See 1-10 below for record purge types.

The audit trail will be kept for 6 months in work file ^XTMP("PRCGF424") for retrieval purposes. The following is a list of record purge types (data exceptions and handling):

1. Find 1358 DAILY RECORD (#424) file with missing 0 node
2. Find 1358 DAILY RECORD (#424) file entries with null
PROCUREMENT & ACCOUNTING TRANSACTIONS (#442)
file-Obligation Pointer
3. Find 1358 DAILY RECORD (#424) file entries with invalid
PROCUREMENT & ACCOUNTING TRANSACTIONS (#442)
file-Obligation pointer
4. ** NOT USED **
5. Find AUTHORIZATION DETAIL (#424.1) file with missing 0 node
6. Find AUTHORIZATION DETAIL (#424.1) file with null 1358 DAILY
RECORD (#424) file pointer
7. Find AUTHORIZATION DETAIL (#424.1) file with invalid 1358
DAILY RECORD (#424) file pointer
8. Find AUTHORIZATION DETAIL (#424.1) file with 1358 DAILY
RECORD (#424) file pointer 10 yrs in future due to re-using
fiscal year single LAST digit in Auth #
9. Find AUTHORIZATION DETAIL (#424.1) file with missing date
NOT PURGED
10. Find 1358 DAILY RECORD (#424) file with missing date **NOT
PURGED**

```
Select OPTION NAME: CLEAN FILES 424/424.1 AFTER PU  PRCG CLEAN 424/424.1 FILES
Clean Files 424/424.1 after purging
Clean Files 424/424.1 after purging
Select the Fiscal Year thru which this option is to run: 1994  (1994)
.....
CLEANSING OF FILES 424/424.1 COMPLETED
```


Chapter 9. External Relations and Callable Routines

9.1 IFCAP Custodial Database Integration Agreements Summary

IFCAP is the custodial package for the following Database Integration Agreements (DBIAs) . This list is sorted first by Subscribing Package name, then by DBIA reference number. For more detailed information on any of these agreements, please refer to the Integration Agreements options in FORUM.

Table 9.1. IFCAP Custodial DBIAs

Subscribing Package	DBIA #	Overview
	10085	Advertises routine ^PRCPUSA as a utility program to update internal usage history provided that variables outlined in the DBIA description are supplied by the subscribing package
Accounts Receivable	285	Allows use of the IFCAP Vendor File (File 440) in order to support CALM code sheets
Accounts Receivable	804	Allows access to files # 423 and 442 in order to re-point AR Debtor File 412 pointers to the AR V4.0 AR Debtor File #340
Accounts Receivable	805	Allows pointer from AR Debtor File 340 to the Vendor File # 440
Accounts Receivable	806	Allows pointer from AR File 430 to the Procurement & Accounting Transaction File # 442
Accounts Receivable	807	Routine ^PRCHPAT is called at tag EN1 by the Appropriation Symbol Field
Accounts Receivable	808	File # 420.3 is pointed to by the ALD Code Field 430.01, 4
Accounts Receivable	809	File # 420.5 is pointed to by the Unit Field 430.02, 5
Accounts Receivable	810	Allows global call to field 411.02,1 by the AR V4.0 PRCACV* conversion routines
Accounts Receivable	954	Routine ^PRCSREC2 is called on to provide a list of all cost centers linked with a given control point which is pulled from file # 420
Accounts Receivable	2526	Routine ^PRCHUTL is called at tags \$\$VENSEL and \$\$VEN to draw information from the IFCAP Vendor File
Accounts Receivable	2859	Routine ^RCTOP1 uses a EN1^DIQ reference to pull data from fields 38 and 39 in file # 440
Accounts Receivable	3007	Allows read access to fields .01 (Transaction ID) and 1 (Transaction) in File # 423.6

Subscribing Package	DBIA #	Overview
Controlled Substances	198	Creates a interim interface for the Controlled Substances module using a lookup to file 442 through Purchase Order receipts
Controlled Substances	682	Allows various calls to files # 410, 441, and 442 as part of an interim interface
Drug Accountability	214	Allows DA package read access to a number of IFCAP files, see agreement for a summary of those files
Drug Accountability	259	Calls to IFCAP extrinsic will replace DA version 1.0 lookups to ^PRC globals using extensive calls throughout the DA package to routine ^PRCPUX1
Engineering	245	Engineering is allowed to export the following files: # 446.4 BARCODE PROGRAM and 446.6 SPECIALTY COMMANDS
Engineering	319	Routine ^PRCSP13 is called by Engineering in order to display control point activity
Engineering	1483	Establishes a pointer to file # 420.8 SOURCE CODE
Engineering	1484	Establishes a pointer to file # 420.1 COST CENTER
Engineering	1485	Establishes a pointer to file # 441.2 FEDERAL SUPPLY CLASSIFICATION
Engineering	1497	Establishes a pointer to file # 420.2 BUDGET OBJECT CODE
Engineering	1498	Establishes a pointer to the Vendor file # 440
Engineering	1499	Allows read access to a number of fields in file # 442, descriptions of each field are present on the DBIA description
Engineering	1500	Routine ^PRC0C is called at tag \$\$ACC
Equipment Turn In Request	1520	Routine ^PRCFSITE is called in order to return the current fiscal year, zero node of the parameter file, user information, current fiscal quarter, and the site / station number
Equipment Turn In Request	1521	Routine ^PRCSEB is called in order to determine the fund control point balance for the purpose of 2237 approval
Equipment Turn In Request	1522	Routine ^PRCSUT is called from an input template in order to obtain 2237 information
Equipment Turn In Request	1523	Routine ^PRCSUT3 is called when creating 2237's in order to a record in file # 410 and process all checks on a created 2237
Equipment Turn In Request	1524	Allows access to file # 410 in order to create / edit 2237's, also include the addition of two templates to file # 410 (PRCN2237 and PRCN2237E)
Equipment Turn In Request	1525	Grants read access to the .01 field (Name) in file # 440
Equipment Turn In Request	1549	Allows read access to the .01 field (Station Number) in file # 411

Subscribing Package	DBIA #	Overview
Equipment Turn In Request	1550	Allows read access to the .01 field (Name) in file # 410.2
Equipment Turn In Request	1551	Allows read access to the .01 field (Name) in file # 410.7
Equipment Turn In Request	1552	Routine ^PRCUESIG is called in order to check for electronic signature code
Event Capture	492	Read access to the Cost Center file # 420.1 for the purpose of processing for DMMS units
Fee Basis	43	Allows a call to global ^PRCFSITE
Fee Basis	315	Routine ^PRCS58 is called by Fee Basis in several areas for utility reads, specific descriptions are on the DBIA description
Fee Basis	831	Routine ^PRCS58CC is called by Fee Basis
Fee Basis	832	Routine ^PRCSUT31 is called by Fee Basis at tag EN1
Fee Basis	2071	Establishes pointers to several fields in file # 420.6 CODE INDEX
Fee Basis	5573	Allows a subscriber to call API: UOKCERT^PRCEMOA. This API verifies that a person would not violate segregation of duty when certifying an invoice associated with a 1358 obligation by ensuring that they have not previously acted as a requestor, approving official, or obligator on that 1358.
Fee Basis	5574	Allows a subscriber to call API: \$\$EV1358^PRCEMOA. The API provides information on the events (initial obligation and increase/decrease adjustments) and IFCAP actors (requestor, approving official, obligator) for a specified 1358.
Integrated Billing	127	Adds a charge a patient account via routine ^PRCASER
Integrated Billing	353	A short description from the item master file is pulled by reading through routine ^PRCPUX1
Integrated Billing	593	Routine ^PRCASER1 makes several read calls into file # 430, the Accounts Receivable file
Integrated Billing	594	Allows read access to files # 430.2 and # 350.1 from a post initialization routine
Integrated Billing	595	Allows a lookup into file # 430 as part of an option to print by Charge ID (bill number)
Integrated Billing	596	A blanket DBIA for the export of a number of files, functions, options, routines, templates, and security keys for version 1.0 of Integrated Billing
Integrated Billing	597	Continuation of DBIA 596 to cover updated pointer values for a post initialization routine
Integrated Billing	598	Allows write access to global ^PRC(412,) in order to set the Statement Day field as part of a post initialization routine
Integrated Billing	599	Direct reference to global ^PRCA(430.6,) to determine and set pointer values in the Accounts Receivable Category file and in the IB Action Type file in a post initialization routine

Subscribing Package	DBIA #	Overview
Integrated Billing	600	Direct reference to global ^PRCA(430.3,) to determine the internal number for increase or decrease adjustment type, this is required for input to a supported call in routine ^PRCASER1
Integrated Patient Funds	2005	Routine ^PRCGPM1 is called at tag ADD by routines ^PRFPURG and ^PRPFSCV2
Library	988	Access granted to file # 440
MCCR Back billing	54	Exported routine ^PRCASVC3 makes calls to IFCAP routines ^PRCAUT2, ^PRCALST, ^PRCASVC1, and ^PRCASVC
Pharmacy Benefits Mgmt.	1020	Allows read access to a number of fields in file # 442
Pharmacy Benefits Mgmt.	1021	Allows read access to the DISPENSING UNIT and DISPENSING UNIT CONV fields in file # 445
Pharmacy Benefits Mgmt.	1022	Allows read access to the UNIT OF PURCHASE field in file # 420.5
Pharmacy Benefits Mgmt.	2345	Allows read access to field 4 (Inventory Distribution) in file # 410
Pharmacy Benefits Mgmt.	2409	Allows read access to the .01 field (Transaction Number) in file # 410
Pharmacy Benefits Mgmt.	2606	Allows read access to the .01 field (Name) in file # 440
Pharmacy, Mental Health	89	Covers read access for File 411, Admin. Activity Site Parameter
Prosthetics	141	Allows routine ^PRCSDIC to perform a lookup into file 410
Prosthetics	227	Allows Prosthetics package read only access to 4 separate elements of file # 445
Prosthetics	282	Routine ^PRCS58 is called by Prosthetics to check for fund control point user authorization access
Prosthetics	318	Routine ^PRCS58 is called by Prosthetics in several areas for utility reads, specific descriptions are on the DBIA description
Prosthetics	375	Allows for several reads from file # 424 as a result of patch RMRP*2*4
Prosthetics	376	Allows for reads from file #442.3 to check if the procurement and accounting transaction has been completed
Prosthetics	377	Continuation of DBIA 375 extending access to file # 424.1
Prosthetics	378	Continuation of DBIA 375 which allows for updating of field # 96 in file # 442, the Estimated 1358 Balance
Prosthetics	390	Continuation of DBIA 375 extending read access to the Primary 2237 and Supply Status fields of file # 442
Prosthetics	698	Read access to the .01 field of file # 445 to get the IEN of the Inventory Point

Subscribing Package	DBIA #	Overview
Prosthetics	704	Allows read access to fields # 94 and 96 in file # 442 in order to determine the amount remaining on an original 1358 obligation
Prosthetics	797	Access granted to tags EN1 and EN2 in routine ^PRCS58
Prosthetics	798	Access granted to routine ^PRCS58CC in order to support the close / complete action on a 1358 daily record
Prosthetics	799	Read access to file # 420.5, Unit of Issue field
Prosthetics	800	Grants read, write, and LAYGO access to files # 440 and 441 through options PRCHPC ITEM EDIT and PRCHRC VEN EDIT
Prosthetics	801	Continuation of DBIA 801 which expands field accessed
Prosthetics	802	Grants read access to file # 410 in order to check the status of 2237's
Prosthetics	803	Grants read access to file #442 in order to get the obligation number
Prosthetics	2135	Routine ^PRCFSITE is called in order to set several IFCAP related variables used by the Prosthetics package
Prosthetics	2897	Routine ^PRCH7D is called by the Prosthetics package to be used as an interface to the Administrative Home Oxygen Module in order to add, edit, and obligate purchase card transactions

9.2 IFCAP Subscribing Database Integration Agreements Summary

IFCAP is the subscribing package for the following Database Integration Agreements (DBIAs) . This list is sorted first by Custodial Package name, then by DBIA reference number. For more detailed information on any of these agreements, please refer to the Integration Agreements options in FORUM.

Table 9.2. IFCAP Subscribing DBIAs

Custodial Package	DBIA #	Overview
Accounts Receivable	283	The electronic signature (E-Sig) encode created by IFCAP 4.0 will work with AR version 3.7 code sheet creator
Accounts Receivable	284	Procurement & Accounting transaction file 442 Debtor Field 5.1 (1;16) points to the AR Debtor File 340 Purchase Order Number Field .01 (0;1)
Fee Basis	287	IFCAP will be using a function call in routine ^FBAAUTL3 to determine the header for FEE code sheets

Custodial Package	DBIA #	Overview
Generic Code Sheet	1108	Covers a routine used by IFCAP/AR and Engineering to build and transmit FMS code sheets, info on routine ^GECSUFMS is in the Generic Code Sheet Manual
Generic Code Sheet	1114	Covers a routine used by IFCAP/AR and Engineering to build and transmit FMS code sheets, info on routine ^GECSUFM1 is in the Generic Code Sheet Manual
Generic Code Sheet	1115	Covers a routine used by IFCAP/AR and Engineering to build and transmit FMS code sheets, info on routine ^GECSSTAA is in the Generic Code Sheet Manual
Generic Code Sheet	1116	Covers a routine used by IFCAP/AR and Engineering to build and transmit FMS code sheets, info on routine ^GECSSDCT is in the Generic Code Sheet Manual
Generic Code Sheet	1117	Covers a routine used by IFCAP/AR and Engineering to build and transmit FMS code sheets, info on routine ^GECSSGET is in the Generic Code Sheet Manual
Generic Code Sheet	1197	Allows calls from Generic Code Sheets 2.0 to IFCAP routine ^PRCSUTCP from within input templates, the calls will return fund control point information used to build FMS code sheets
Generic Code Sheet	1198	Allows calls from Generic Code Sheets 2.0 to IFCAP routine ^PRCSUT from within input templates, the calls will return fund control point information used to build FMS code sheets
Generic Code Sheet	1199	Allows calls from Generic Code Sheets 2.0 to IFCAP routine ^PRCOC from within input templates, the calls will return fund control point information used to build FMS code sheets
Kernel	119	IFCAP uses a function in routine ^PRCFQ to determine if Taskman is running
Kernel	978	Allows IFCAP to lookup data in the Terminal Type File # 3.5 through direct global references
Kernel	1867	Adds two fields to File 200 : Commercial Phone (.135) and Supply Employee (400)
MailMan	3779	Allows IFCAP to do a read with FileMan on the NAME (#.01) field in the DOMAIN (#4.2) file.
Surgery	990	Allows IFCAP calls to several fields in the global ^SRF
Surgery	991	Allows IFCAP calls to the Name field in global ^SRO
Surgery	992	Routine ^PRCPCSOR calls routine ^SROPS to lookup the patient and scheduled operation information
VA FileMan	262	FileMan v19.0 local variable D1 is allowed for use by IFCAP v4.0 in input template PRCFA TT982.00 which deletes the variable after use
VA FileMan	510	Allows read access to globals ^DISV(DUZ,"PRCProutine name", and ^DISV(DUZ,globalnode, and allows write access to global ^DISV(DUZ,"PRCProutine"

Custodial Package	DBIA #	Overview
VA FileMan	1206	Covers direct M kills of erroneous DD nodes during the install of IFCAP v5.0 and GIP v5.0
VA FileMan	1540	For patch PRC*5*69 changes to the ID display
VA FileMan	2847	Allows a recursive call to global ^DIE from the IFCAP Purchase Order templates

Chapter 10. Internal Relations

10.1 Menu Options

All menu options are independent and can stand-alone.

10.2 Pointers

Following pointers apply to IFCAP V. 5.1, July 7, 2000.

Pointer Matrix Legend				
Pointer Type	Pointer Description		Pointer Field	Field Modifier
L	LAYGO (learn as you go)		*	Name/description truncated
S	File not in set		M	Indicates multiple
N	Normal reference		v	Variable pointer
C	Cross-reference (Xref)			

Table 10.1. Pointer Matrix

File Name (File #) Pointer Field	Pointer Type *		(File #) File Name		File Pointed To
CONTROL POINT ACTIVI (#410)					
COUPLER	N	→	(410) CONTROL POI*	→	
FUND DISTRIBUTION (#421)					
1ST QTR CPA NUMBER	N	→	FORM TYPE	→	CPA FORM TYPE
2ND QTR CPA NUMBER	N	→	INVENTORY DIST*	→	GENERIC INVENTO*
3RD QTR CPA NUMBER	N	→	REQUESTING SER*	→	SERVICE/SECTION
4TH QTR CPA NUMBER	N	→	CLASSIFICATION*	→	CLASSIFICATION *
1358 DAILY RECORD (#424)					
CPA POINTER	N C	→	VENDOR STATE	→	STATE
PROCUREMENT & ACCOUN (#442)					
PRIMARY 2237	N	→	VENDOR (POINTER)	→	VENDOR
PCDO 2237	N	→	OBLIGATED BY	→	NEW PERSON
ITEM:2237 REFERENCE #	N	→	ACCOUNTABLE OF*	→	NEW PERSON
OBLIGATIO:1358 ADJUST*	N	→	REQUESTOR	→	NEW PERSON
2237 REFERENCE NUMBER	N	→	APPROVING OFFI*	→	NEW PERSON
REQUEST WORKSHEET (#443)					
2237 TRANSACTION NUMBER	N C	→	GPF APPROVING *	→	NEW PERSON
AMENDMENTS (#443.6)					
PRIMARY 2237	N	→	v SORT GROUP	→	SORT GROUP
PCDO 2237	N	→		→	*** NONEXISTENT*
ITEM:2237 REFERENCE #	N	→	STATION NO - P*	→	PROCUREMENT & A*
REQUEST FOR QUOTATIO (#444)					
2237 TRANSACTION NUMBER	N C	→	GPF APPROVING *	→	NEW PERSON
AMENDMENTS (#443.6)					
PRIMARY 2237	N	→	ORIGINATOR OF *	→	NEW PERSON
ITEM:ORIGINATING 2237	N	→	REQUEST STATUS	→	PURCHASE ORDER *
ITEM:DESTINATION 2237	N	→	LOG CODE SHEET*	→	NEW PERSON

Chapter 10. Internal Relations

File Name (File #) Pointer Field	Pointer Type *		(File #) File Name		File Pointed To
GENERIC INVENTORY (#445.09)					
INVEN:OUTSTAN:TRANSAC*	N	→	ORIGINATOR OF *	→	NEW PERSON
PROSTHETICS 1358 (#664)					
C.P.	N S	→	COUPLER	→	CONTROL POINT A*
		→	ADMIN. ACTIVITY*		
		→	PURCHASE CARD I*		
		→	UNIT OF ISSUE		
		→	PROCUREMENT & A*		
		→	INTERMEDIATE PR*		
		→	CALM/LOG CODE S*		
		→	SUB-CONTROL POI*		
CONTROL POINT ACTIVI (#410)					
CLASSIFICATION OF REQU*	N L	→	(410.2) CLASSIFIC*		
PROCUREMENT & ACCOUN (#442)					
CLASSIFICATION OF REQU*	N L	→	ITEM:DELI:DELI*	→	DELIVERY SCHEDU*
AMENDMENTS (#443.6)					
CLASSIFICATION OF REQU*	N	→			
PROSTHETICS 1358 (#664)					
		→	(410.3) REPETITIV*		
		→	GENERIC INVENTO*		
		→	PURCHASE ORDER *		
		→	ITEM MASTER		
		→	VENDOR		
CONTROL POINT ACTIVI (#410.04)					
SUB-CONTROL POINT	N C L	→	(410.4) SUB-CONTR*		
DELIVERY SCHEDULE (#410.6)					
SUB-CONTROL POINT	N L	→			
REQUEST FOR QUOTATIO (#444.039)					
ITEM:DELIVER:SUB-CON*	N	→			
CONTROL POINT ACTIVI (#410)					
FORM TYPE	N	→	(410.5) CPA FORM *		
CONTROL POINT ACTIVI (#410.04)					
ITEM:DELIVER:DELIVER*	N L	→	(410.6) DELIVERY *		
DELIVERY SCHEDULE (#410.6)					
SUB-CONTROL POINT	N L		LOCATION	→	DELIVERY POINT
		→	SUB-CONTROL POI*		
CONTROL POINT ACTIVI (#410)					
SORT GROUP v	N C L	→	(410.7) SORT GROUP		
PROCUREMENT & ACCOUN (#442)					
SORT GROUP v	N L	→			
AMENDMENTS (#443.6)					
SORT GROUP	N	→			
DELIVERY SCHEDULE (#410.6)					
LOCATION	N L	→	(410.8) DELIVERY *		
AMENDMENTS TO DELIVE (#441.7)					
LOCATION FOR DELIVERY	N C L	→			
DELIVERY SCHEDULE (O (#442.8)					
LOCATION FOR DELIVERY	N L	→			
REQUEST FOR QUOTATIO (#444.039)					
ITEM:DELIVER:LOCATIO*	N L	→			
CONTROL POINT ACTIVI (#410)					
SUBSTATION	N	→	(411) ADMIN. ACTI*		
ADMIN. ACTIVITY SITE (#411)					
PARENT STATION	N C	→	INSTITUTION NA*	→	INSTITUTION
FUND CONTROL POINT (#420)					
STATION NAME	N C	→	FACILITY TYPE	→	FACILITY TYPE (*
PURCHASE CARD INFORM (#440.5)					

File Name (File #) Pointer Field	Pointer Type *		(File #) File Name		File Pointed To
STATION NUMBER	N	→	HOSPITAL STATE	→	STATE
PROCUREMENT & ACCOUN (#442)					
SUBSTATION	N	→	APPLICATION CO*	→	NEW PERSON
AMENDMENTS (#443.6)					
SATELLITE STATION	N	→	FMS SECURITY C*	→	PRCD SD FMS SEC*
REQUEST FOR QUOTATIO (#444)					
SUBSTATION	N	→	PARENT STATION	→	ADMIN. ACTIVITY*
		→	RECEIV:STATE*	→	STATE
		→	MAIL I:MAIL I*	→	STATE
		→	IFCAP :IFCAP *	→	NEW PERSON
		→	m AUTHOR:AUTHOR*	→	NEW PERSON
ADMIN. ACTIVITY SITE (#411)					
FACILTY TYPE	N	→	411.2 FACILITY *		
		→	(411.3) IFCAP CON*	→	
		→	USER	→	NEW PERSON
		→	RECORD NUMBER *	→	ISMS/FMS TRANS
		→	ERROR	→	IFCAP CONVERSIO*
		→	RECORD NUMBER *	→	PROCUREMENT & A*
IFCAP CONVERSION DIS (#411.3)					
ERROR	N	→	(411.4) IFCAP CON*		
		→	420 FUND CONTRO*	→	
		→	STATION NAME	→	ADMIN. ACTIVITY*
		→	CONTRO:CONTRO*	→	SERVICE/SECTION
		→	CONTRO:FUND*	→	PRCD FUND/APPRO*
		→	CONTRO:** INV*	→	GENERIC INVENTO*
		→	CONTRO:DEACTI*	→	NEW PERSON
		→	CONTRO:ADMINI*	→	PRCD SD ADMINIS*
		→	CONTRO:PROGRA*	→	PRCD SD PROGRAM
		→	CONTRO:FCP/PR*	→	PRCD SD FCP/PRJ
		→	CONTRO:OBJECT*	→	PRCD SD OBJECT *
		→	CONTRO:JOB*	→	PRCD SD JOB
		→	m CONT:CONT:CONT*	→	NEW PERSON
		→	m CONT:COST:COST*	→	COST CENTER
		→	m FUND R:FUND R*	→	NEW PERSON
		→	CONT:COMM:FY A*	→	PRCD FUND/APPRO*
		→	CONT:COMM:FY A*	→	PRCD SD ADMINIS*
		→	CONT:COMM:FY P*	→	PRCD SD PROGRAM
		→	CONT:COMM:FY F*	→	PRCD SD FCP/PRJ
		→	CONT:COMM:FY O*	→	PRCD SD OBJECT *
		→	CONT:COMM:FY J*	→	PRCD SD JOB
		→	m CONT:INVE:INVE*	→	GENERIC INVENTO*
		→		→	
FUND CONTROL POINT (#420.03)					
CONTROL P:COST CENTER*	N	→	(420.1) COST CENT*		
CALM/LOG CODE SHEET (#423)					
COST CENTER #1	N C	→	DEACTIVATED BY	→	NEW PERSON
COST CENTER #2	N	→	m BOC:BOC	→	BUDGET OBJECT C*
COST CENTER 3	N	→			
COST CENTER 4	N	→			
P&R CC (1:P&R COST CE*	N C	→			
946 LINE :TO COST CEN*	N	→			
946 LINE :TO COST CEN*	N	→			
MONTHLY ACCRUAL (#440.701)					
DOCUMENT :COST CENTER*	N	→			
GENERIC INVENTORY (#445)					
COST CENTER	N	→			
FUND CONTROL POINT (#420.01)					
CONTROL P:PROGRAM*	N C	→	(420.13) PRCD SD *		

Chapter 10. Internal Relations

File Name (File #) Pointer Field	Pointer Type *		(File #) File Name		File Pointed To
CONTR:COMMITT:FY PROG*	N	→	STATUS	→	PRCD SD STATUS
FUND CONTROL POINT (#420.01)					
CONTROL P:FCP/PRJ*	N C	→	(420.13) PRCD SD *		
CONTR:COMMITT:FY FCP/*	N	→	STATUS	→	PRCD SD STATUS
FUND CONTROL POINT (#420.01)					
CONTROL P:OBJECT CLAS*	N C	→	(420.13) PRCD SD *		
CONTR:COMMITT:FY OBJE*	N	→	STATUS	→	PRCD SD STATUS
FUND CONTROL POINT (#420.01)					
CONTROL POINT NAME:JOB	N C	→	(420.13) PRCD SD *		
CONTR:COMMITT:FY JOB*	N	→	STATUS	→	PRCD SD STATUS
			420.134 PRCD SD*		
		→	STATUS	→	PRCD SD STATUS
			420.135 PRCD SD*		
		→	STATUS	→	PRCD SD STATUS
			420.136 PRCD SD*		
		→	STATUS	→	PRCD SD STATUS
			420.137 PRCD SD*		
		→	STATUS	→	PRCD SD STATUS
ADMIN. ACTIVITY SITE (#411)					
FMS SECURITY CODE	N		(420.138) PRCD SD *		
		→	STATUS	→	PRCD SD STATUS
PRCD REQUIRED FIELDS (#420.18)					
FUND	N		(420.14) PRCD FUND		
		→	STATUS	→	PRCD SD STATUS
FUND CONTROL POINT (#420.01)					
CONTROL P:ADMINISTRAT*	N C	→	(420.15) PRCD SD *		
CONTR:COMMITT:FY A/O*	N	→	PRCD SD STATUS		
PRCD REQUIRED FIELDS (#420.18)					
DOCUMENT TYPE	N	→	(420.16) PRCD SD *		
		→	STATUS	→	PRCD SD STATUS
PRCD REQUIRED FIELDS (#420.18)					
DATA ELEMENT	N	→	(420.17) PRCD SD *		
		→	STATUS	→	PRCD SD STATUS
			420.18 PRCD REQ*		
		→	FUND	→	PRCD FUND
		→	DOCUMENT TYPE	→	PRCD SD DOCUMEN*
		→	DATA ELEMENT	→	PRCD SD DOCUMEN*
			420.19 PRCD STA*		
		→	STATUS	→	PRCD SD STATUS
		→	FILE NAME/NUMB*	→	FILE
PRCD SD PROGRAM (#420.13)					
STATUS	N	→	420.1999 PRCD S*		
PRCD SD FCP/PRJ (#420.131)					
STATUS	N	→	STATUS	→	PRCD SD STATUS
PRCD SD OBJECT CLASS (#420.132)					
STATUS	N	→			
PRCD SD JOB (#420.133)					
STATUS	N	→			
PRCD SD REPORTING CA (#420.134)					
STATUS	N	→			
PRCD SD REVENUE SOUR (#420.135)					
STATUS	N	→			
PRCD SD SUB-REV SOUR (#420.136)					
STATUS	N	→			
PRCD SD SUB-OBJ (#420.137)					
STATUS	N	→			
PRCD SD FMS SECURITY (#420.138)					
STATUS	N	→			
PRCD FUND (#420.14)					
STATUS	N	→			

File Name (File #) Pointer Field	Pointer Type *		(File #) File Name		File Pointed To
PRCD SD ADMINISTRATI (#420.15)					
STATUS	N	→			
PRCD SD DOCUMENT TYP (#420.16)					
STATUS	N	→			
PRCD SD DOCUMENT DAT (#420.17)					
STATUS	N	→			
PRCD STANDARD DICTIO (#420.19)					
STATUS	N	→			
PRCD SD STANDARD FOR (#420.9999)					
STATUS	N	→			
COST CENTER (#420.11)					
BOC	N	→	(420.2) BUDGET OB*		
INVOICE TRACKING (#421.5)					
SUBACCOUNT 1	N	→	DEACTIVATED BY	→	NEW PERSON
SUBACCOUNT 2	N	→			
FMS LINE: BOC	N C	→			
CALM/LOG CODE SHEET (#423)					
SUB ACCOUNT	N	→			
SF ACCT C:SUB ACCOUNT*	N	→			
COST CENT:SUB ACCOUNT*	N	→			
COST CENT:SUB ACCOUNT*	N L	→			
LINE #:SUB ACCOUNT	N	→			
LINE NUMB:SUB ACCOUNT*	N	→			
MONTHLY ACCRUAL (#440.701)					
DOCUMENT LINE:BOC	N	→			
ITEM MASTER (#441)					
BOC	N	→			
FCP:SUBACCOUNT	N	→			
PROCUREMENT & ACCOUN (#442)					
SUBACCOUNT1	N	→			
SUBACCOUNT2	N	→			
ITEM:OBLIGATED S*	N	→			
PARTIAL:SUBACCOUNT1	N	→			
PARTIAL:SUBACCOUNT2	N	→			
AMENDMENTS (#443.6)					
SUBACCOUNT1	N	→			
SUBACCOUNT2	N	→			
ITEM:OBLIGATED S*	N	→			
REQUEST FOR QUOTATIO (#444.019)					
ITEM:BOC	N	→			
FUND CONTROL POINT (#420.01)					
CONTROL POINT NAME:FUND	N C	→	(420.3) PRCD FUND*		
CONTR:COMMITT:FY ALD/*	N	→			
ACCOUNTS RECEIVABLE (#430.01)					
FISCAL YEAR:ALD CODE	N S	→			
ACCOUNTS RECEIVABLE (#430.2)					
ALD CODE	N S	→			
INVENTORY TRANSACTIO (#445.2)					
LOG TRANSACTION CODE	N	→	(420.4) CALM/LOG *		
BATCH PROMPT		→	CALM/LOG BATCH *		
CONTROL POINT ACTIVI (#410.02)					
ITEM:UNIT OF PURCHASE	N	→	(420.5) UNIT OF I*		
CALM/LOG CODE SHEET (#423)					
UNIT OF ISSUE	N	→			
ACCOUNTS RECEIVABLE (#430.02)					
DESCRIPTION:UNIT	N S	→			
AR TRANSACTION (#433.061)					
DESCRIPTION:UNIT	N S	→			
ITEM MASTER (#441)					
SKU	N	→			
VENDOR:UNIT OF PURCHASE	N	→			
PROCUREMENT & ACCOUN (#442.01)					
ITEM:UNIT OF PURCHASE	N	→			
SKU	N	→			

Chapter 10. Internal Relations

File Name (File #) Pointer Field	Pointer Type *		(File #) File Name	File Pointed To
AMENDMENTS (#443.61)				
ITEM:UNIT OF PURCHASE	N	→		
SKU	N	→		
REQUEST FOR QUOTATIO (#444.019)				
ITEM:UNIT OF PURCHASE	N	→		
ITEM:PRIOR UNIT *	N	→		
ITEM:VENDOR'S UN*	N	→		
QUOTE:ITEM:UNIT OF*	N	→		
QUO:ITEM:DELIV:UNIT *	N	→		
GENERIC INVENTORY (#445.01)				
INVENTORY:UNIT OF ISS*	N	→		
INVEN:PROCURE:UNIT OF*	N	→		
INVEN:OUTSTAN:UNIT OF*	N	→		
RECORD OF PROS APPLI (#660)				
UNIT OF ISSUE	N S	→		
PROS STOCK ITEM RECO (#661.2)				
UNIT OF ISSUE	N S	→		
PROS ITEM LOCATION (#661.312)				
HCPCS:ITEM:UNIT OF*	N S	→		
PROSTHETICS 1358 (#664.02)				
ITEM:UNIT OF ISSUE	N S	→		
PROSTHETIC 2529-3 (#664.16)				
ITEM:UNIT OF ISSUE	N S	→		
PROSTHETIC WORK ORDE (#664.22)				
MATERIALS:UNIT OF ISS*	N S	→		
VENDOR (#440.01)				
TYPE OF OWNERSHIP (FY8*	N	→	(420.6) CODE INDEX	
SOCIOECON:SOCIOECONOM*	N	→		
VENDOR EDIT (#440.31)				
TYPE OF OWNERSHIP (FY8*	N	→		
SOCIOECON:SOCIOECONOM*	N	→		
PROCUREMENT & ACCOUN (#442.1)				
AMOUNT:TYPE CODE	N	→		
AMOUNT:COMP. STATU*	N	→		
AMOUNT:PREF. PROGRAM	N	→		
AMOUNT:BREAKOUT CODE	N	→		
AMENDMENTS (#443.7)				
AMOUNT:TYPE CODE	N	→		
AMOUNT:COMP. STATU*	N	→		
AMOUNT:PREF. PROGRAM	N	→		
RFQ VENDOR (#444.11)				
SOCIOECONOMIC GROUP	N	→		
TYPE OF OWNERSHIP	N	→		
FUND DISTRIBUTION (#421)				
BUDGET SORT CATEGORY	N C	→	(420.7) BUDGET DI*	
VENDOR (#440)				
FEDERAL SOURCE	N	→	(420.8) SOURCE CO*	
VENDOR EDIT (#440.3)				
FEDERAL SOURCE	N	→		
PROCUREMENT & ACCOUN (#442)				
SOURCE CODE	N	→		
AMENDMENTS (#443.6)				
SOURCE CODE	N	→		
INVENTORY TRANSCRIPTIO (#445.2)				
SOURCE CODE	N	→		
CONTROL POINT ACTIVI (#410.02)				
ITEM:INTERMEDIAT*	N	→	420.9 INTERMEDI*	
PROCUREMENT & ACCOUN (#442.01)				
ITEM:INTERMEDIAT*	N	→		
AMENDMENTS (#443.61)				

File Name (File #) Pointer Field	Pointer Type *	(File #) File Name	File Pointed To
ITEM:INTERMEDIAT*	N	→	
420.96 IFCAP/FM*			
IFCAP DOCUMENT*		→	PROCUREMENT & A*
420.9999 PRCD S*			
STATUS		→	PRCD SD STATUS
STATUS EDIT US*		→	NEW PERSON
FUND DISTRIBUTION (#421)			
TRANSFER/ROLLUP COUPLER	N	→	(421) FUND DISTRI*
TRANSFER/ROLLU*		→	FUND DISTRIBUTI*
BUDGET SORT CA*		→	BUDGET DISTRIBUTI*
1ST QTR CPA NU*		→	CONTROL POINT A*
2ND QTR CPA NU*		→	CONTROL POINT A*
3RD QTR CPA NU*		→	CONTROL POINT A*
4TH QTR CPA NU*		→	CONTROL POINT A*
RELEASED BY		→	NEW PERSON
421.1 MULTIPLE *			
ENTERED BY		→	NEW PERSON
421.2 CALM/LOG *			
CREATED BY		→	NEW PERSON
RELEASE BY		→	NEW PERSON
RE-RELEASED BY		→	NEW PERSON
421.4 FISCAL LO*			
LOCKED BY		→	NEW PERSON
421.5 INVOICE T*			
PURCHASE ORDER*		→	PROCUREMENT & A*
VENDOR		→	VENDOR
SUBACCOUNT 1		→	BUDGET OBJECT C*
SUBACCOUNT 2		→	BUDGET OBJECT C*
CHARGED TO CUR*		→	NEW PERSON
CERTIFIED FOR *		→	NEW PERSON
COMPLETED IN A*		→	NEW PERSON
MESSAGE NUMBER		→	MESSAGE
CONTROL POINT *		→	NEW PERSON
CERTIF:CERTIF*		→	SERVICE/SECTION
CERTIF:CHARGE*		→	NEW PERSON
m FMS LINE:BOC		→	BUDGET OBJECT C*
421.6 FUND DIST*			
PAYMENT STATE		→	STATE
CONTROL POINT ACTIVI (#410.02)			
ITEM:RECEIVING C*	N	→	(423) CALM/LOG CO*
PROCUREMENT & ACCOUN (#442.01)			
ITEM:ACQUISITION*	N	→	BATCH TYPE → CALM/LOG BATCH *
ITEM:DATE RE:RECEIVI*	N	→	PAT NUMBER → PROCUREMENT & A*
PARTIAL:RECV.CODE S*	N	→	SUB ACCOUNT → BUDGET OBJECT C*
AMENDMENTS (#443.61)			
ITEM:ACQUISITION*	N	→	COST CENTER #1 → COST CENTER
ITEM:DATE RE:RECEIVI*	N	→	COST CENTER #2 → COST CENTER
COST CENTER 3		→	COST CENTER
COST CENTER 4		→	COST CENTER
UNIT OF ISSUE			
ROUTING IDENTI*		→	UNIT OF ISSUE
SOURCE DEVIATI*		→	DLA/LOG CODES
MEDIA & STATUS*		→	DLA/LOG CODES
DEPT.DESIGNATI*		→	DLA/LOG CODES
PRIORITY CODE		→	DLA/LOG CODES
ADVICE CODE		→	DLA/LOG CODES
FEDERAL SUPPLY*		→	FEDERAL SUPPLY *
GL ACCOUNT CODE		→	DLA/LOG CODES
COMPLETED BY		→	NEW PERSON
USER LOGGED IN		→	NEW PERSON
VA IDENT NO.		→	AR DEBTOR
m P&R CC:P&R CO*		→	COST CENTER
SF ACC:SUB AC*		→	BUDGET OBJECT C*
		→	
		→	

Chapter 10. Internal Relations

File Name (File #) Pointer Field	Pointer Type *		(File #) File Name		File Pointed To
TT974 :POST T*			→	PROCUREMENT & A*	
LINE #:SUB AC*			→	BUDGET OBJECT C*	
			→		
			→		
LINE N:SUB AC*			→	BUDGET OBJECT C*	
NX ITEMS:STATE			→	STATE	
423.5 PRC IFCAP*					
MAILGROUP			→	MAIL GROUP	
IFCAP CONVERSION DIS (#411.3)					
RECORD NUMBER (423.6)	N		→	(423.6) ISMS/FMS *	
NSN STATUS				PURCHASE ORDER *	
WAREHOUSE STAT*			→	PURCHASE ORDER *	
CALM/LOG TRANSACTION (#420.4)					
BATCH PROMPT	N		→	(423.9) CALM/LOG *	
CALM/LOG CODE SHEET (#423)					
BATCH TYPE	N		→	m LOCAL :ADDRES*	→ NEW PERSON
FEDERAL SUPPLY CLASS (#441.2)					
DLA ADDRESS	N		→		
1358 AUTHORIZATION D (#424.1)					
AUTHORIZATION POINTER	N C		→	(424) 1358 DAILY *	
OBLIGATION #			→	PROCUREMENT & A*	
USER			→	NEW PERSON	
LAST EDITED BY			→	NEW PERSON	
CPA POINTER			→	CONTROL POINT A*	
424.1 1358 AUTH*					
AUTHORIZATION *			→	1358 DAILY RECO*	
USER			→	NEW PERSON	
LAST EDITED BY			→	NEW PERSON	
AR DEBTOR (#340)					
DEBTOR v	N S C L		→	(440) VENDOR	
VENDOR LINK	N S		→	FEDERAL SOURCE	→ SOURCE CODE
BENEFICIARY TRAVEL C (#392)					
CARRIER	N S C		→	ORDERING STATE	→ STATE
INCOMPLETE RECORDS (#393)					
TRANSCRIBED BY v	N S C L		→	REPLACEMENT VE*	→ VENDOR
CONTROL POINT ACTIVI (#410)					
VENDOR (POINTER)	N		→	SERVICE/RETURN*	→ STATE
REPETITIVE ITEM LIST (#410.31)					
ITEM:VENDOR (POINTER)	N C		→	PAYMENT STATE	→ STATE
INVOICE TRACKING (#421.5)					
VENDOR	N C		→	BILLING STATE	→ STATE
VENDOR (#440)					
REPLACEMENT VENDOR	N		→	CREATED BY	→ NEW PERSON
ITEM MASTER (#441)					
LAST VENDOR ORDERED	N		→	INACTIVATED BY	→ NEW PERSON
MANDATORY SOURCE	N		→	m TYPE O:TYPE O*	→ CODE INDEX
VENDOR	N L		→	m SOCIOE:SOCIOE*	→ CODE INDEX
FCP:PREFERRED VENDOR	N		→		
PROCUREMENT & ACCOUN (#442)					
VENDOR	N C L		→		
PCDO VENDOR	N		→		
AMENDMENTS (#443.6)					
VENDOR	N C L		→		
PCDO VENDOR	N		→		
REQUEST FOR QUOTATIO (#444)					
SOLICITED VENDOR v	N L		→		
QUOTES v	N L		→		
SOLICITED VENDOR v	N L		→		
ITEM:PRIOR VENDOR	N		→		
ITEM:VENDOR SELECTED v	N C L		→		
864 MESSAGES:RECIPIENT v	N L		→		
864 MESSAGES:RECIPIENT v	N C L		→		
QUOTES:QUOTE VENDOR v	N C L		→		
RFQ VENDOR (#444.1)					
LINK TO FILE 440 VENDOR	N		→		

File Name (File #) Pointer Field	Pointer Type *		(File #) File Name		File Pointed To
GENERIC INVENTORY (#445.01)					
INVENTORY:MANDATORY O* v	N L	→			
INVENTORY:PROCUREMENT* v	N L	→			
RECORD OF PROS APPLI (#660)					
VENDOR	N S	→			
PROS ITEM LOCATION (#661.312)					
HCPCS:ITEM:VENDOR	N S	→			
PROSTHETICS 1358 (#664)					
VENDOR	N S	→			
PROSTHETIC 2529-3 (#664.16)					
ITEM:VENDOR	N S	→			
PROSTHETIC WORK ORDE (#664.22)					
MATERIALS USED:VENDOR	N S	→			
PROSTHETIC HOME/LIAI (#665.1)					
PATIENT NAME/INSTITUTI* v	N S L				
PROS LETTER TRANSACT (#665.4)					
VENDOR	N S				
PROCUREMENT & ACCOUN (#442)					
DIRECT DELIVERY PATIENT	N L	→	(440.2) DIRECT DE*		
AMENDMENTS (#443.6)					
DIRECT DELIVERY PATIENT	N C L	→	NAME	→	PATIENT
STATE		→	STATE		
VENDOR EDIT (#440.3)					
REPLACEMENT VENDOR	N	→	(440.3) VENDOR ED*		
VENDOR RECORD	N C	→	FEDERAL SOURCE	→	SOURCE CODE
VENDOR RECORD - AR	N C	→	ORDERING STATE	→	STATE
		→	VENDOR EDIT		
		→	STATE		
		→	STATE		
		→	STATE		
		→	NEW PERSON		
		→	NEW PERSON		
		→	VENDOR EDIT		
		→	VENDOR EDIT		
m TYPE O:TYPE O*		→	CODE INDEX		
m SOCIOE:SOCIOE*		→	CODE INDEX		
CONTROL POINT ACTIVI (#410)					
PURCHASE CARD RECORD	N	→	(440.5) PURCHASE *		
PROCUREMENT & ACCOUN (#442)					
PURCHASE CARD NUMBER	N C	→	CARD HOLDER	→	NEW PERSON
AMENDMENTS (#443.6)					
PURCHASE CARD NUMBER	N	→	APPROVING OFFI*	→	NEW PERSON
		→	NEW PERSON		
		→	ADMIN. ACTIVITY*		
m SURROG:SURROG*		→	NEW PERSON		
440.6 PURCHASE *					
CARD HOLDER		→	NEW PERSON		
APPROVING OFFI*		→	NEW PERSON		
PURCHASE ORDER		→	PROCUREMENT & A*		
RECONCILE USER		→	NEW PERSON		
440.7 MONTHLY A*					
DOCUME:COST C*		→	COST CENTER		
DOCUME:BOC*		→	BUDGET OBJECT C*		
INGREDIENT (#113)					
MASTER ITEM #	N S L	→	(441) ITEM MASTER		
REPETITIVE ITEM LIST (#410.31)					
ITEM	N C	→	FSC	→	FEDERAL SUPPLY
ITEM MASTER (#441)					
REPLACEMENT ITEM	N	→	LAST VENDOR OR*	→	VENDOR
PROCUREMENT & ACCOUN (#442.01)					
ITEM:ITEM MASTER*	N	→	MANDATORY SOUR*	→	VENDOR
AMENDMENTS (#443.61)					
ITEM:ITEM MASTER*	N	→	BOC	→	BUDGET OBJECT C*
REQUEST FOR QUOTATIO (#444.019)					
ITEM:ITEM MASTER*	N	→	SET/PACK ASSEM*	→	GENERIC INVENTO*

Chapter 10. Internal Relations

File Name (File #) Pointer Field	Pointer Type *		(File #) File Name		File Pointed To
GENERIC INVENTORY (#445.01)					
INVENTORY ITEM:ITEM NO.	N C	→	CREATED BY	→	NEW PERSON
INVENTORY BALANCES (#445.11)					
INVENTORY ITEM	N	→	REPLACEMENT IT*	→	ITEM MASTER
GENERIC INVENTORY (#445.121)					
INVENTORY:CASE CART/I*	N C	→	INACTIVATED BY	→	NEW PERSON
INVENTORY:SUBSTITUTE *	N C	→	SKU	→	UNIT OF ISSUE
INVENTORY TRANSCRIPTIO (#445.2)					
ITEM NO.	N C	→	SIC CODE	→	SIC CODE
INTERNAL DISTRIBUTIO (#445.37)					
ITEM NO.	N	→	m VENDOR:VENDOR	→	VENDOR
CASE CARTS (#445.7)					
CASE CART ITEM	N C	→	VENDOR:UNIT O*	→	UNIT OF ISSUE
ITEMS	N	→	FCP:SUBACCOUNT	→	BUDGET OBJECT C*
INSTRUMENT KITS (#445.8)					
INSTRUMENT KIT ITEM	N C	→	FCP:PREFER*	→	VENDOR
ITEMS	N	→	FCP:PURC:PURC*	→	PROCUREMENT & A*
INVENTORY DISTRIBUTE (#446.11)					
ITEM	N	→			
PROS ITEM MASTER (#661)					
NAME	N S C	→			
CALM/LOG CODE SHEET (#423)					
FEDERAL SUPPLY CLASSIF*	N	→	(441.2) FEDERAL S*		
ITEM MASTER (#441)					
FSC	N	→	GROUP	→	FSC GROUP TITLES
PROCUREMENT & ACCOUN (#442.01)					
ITEM:FEDERAL SUP*	N	→	DLA ADDRESS	→	CALM/LOG BATCH *
AMENDMENTS (#443.61)					
ITEM:FEDERAL SUP*	N L	→			
REQUEST FOR QUOTATIO (#444.019)					
ITEM:FEDERAL SUP*	N	→			
QUOTE:ITEM:FEDERAL*	N	→			
FEDERAL SUPPLY CLASS (#441.2)					
GROUP	N C	→	(441.3) FSC GROUP*		
CALM/LOG CODE SHEET (#423)					
ROUTING IDENTIFIER CODE	N	→	(441.4) DLA/LOG C*		
SOURCE DEVIATION	N	→			
DEPT.DESIGNATION (DEMA*	N	→			
PRIORITY CODE	N	→			
ADVICE CODE	N	→			
GL ACCOUNT CODE	N	→			
PROCUREMENT & ACCOUN (#442)					
ROUTING IDENTIFIER CO*	N	→			
DEPT.DESIGNATION (DEMA*	N	→			
PRIORITY CODE	N	→			
ADVICE CODE	N	→			
MEDIA & STATUS CODE	N	→			
ITEM:SOURCE DEVIATION	N	→			
AMENDMENTS (#443.61)					
ITEM:SOURCE DEVIATION	N	→			
			441.7 AMENDMENT*		
			LOCATION FOR D*	→	DELIVERY POINT
			PERMANENT ENTRY	→	DELIVERY SCHEDU*
CONTROL POINT ACTIVI (#410)					
STATION NO - PO NO .	N	→	442 PROCUREMENT*		
ITEM:PURCHASE OR*	N	→	METHOD OF PROC*	→	PAT TYPE
IFCAP CONVERSION DIS (#411.3)					
RECORD NUMBER (442) ..	N	→	PRIMARY 2237	→	CONTROL POINT A*
IFCAP/FMS OBLIGATION (#420.96)					
IFCAP DOCUMENT NUMBER	N	→	LOCAL PROCUREM*	→	LOCAL PROCUREME*
INVOICE TRACKING (#421.5)					
PURCHASE ORDER POINTER	N C	→	SUPPLY STATUS	→	PURCHASE ORDER *

File Name (File #) Pointer Field	Pointer Type *		(File #) File Name		File Pointed To
CALM/LOG CODE SHEET (#423)					
PAT NUMBER	N C	→	SUBACCOUNT1	→	BUDGET OBJECT C*
TT974 LIN:POST TO PAT*	N	→	SUBACCOUNT2	→	BUDGET OBJECT C*
1358 DAILY RECORD (#424)					
OBLIGATION #	N C	→	VENDOR	→	VENDOR
ACCOUNTS RECEIVABLE (#430.01)					
FISCAL YEAR:PAT REF NO.	N S C	→	DEBTOR	→	AR DEBTOR
AR TRANSACTION (#433.01)					
FISCAL YEAR:PAT REF #	N S C	→	REQUESTING SER*	→	SERVICE/SECTION
PURCHASE CARD ORDER (#440.6)					
PURCHASE ORDER	N C	→	DIRECT DELIVER*	→	DIRECT DELIVER*
ITEM MASTER (#441.04)					
FCP:PURCHASE ORDER ...	N	→	SOURCE CODE	→	SOURCE CODE
PROCUREMENT & ACCOUN (#442)					
OLD PO RECORD	N	→	PA/PPM/AUTHORI*	→	NEW PERSON
NEW PO RECORD	N	→	TYPE OF SPECIA*	→	TYPE OF SPECIA*
ELEC RECEIVING REPOR (#442.9)					
PURCHASE ORDER NUMBER	N	→	AGENT ASSIGNED*	→	NEW PERSON
EDI SENDER (#443.75)					
PO POINTER	N	→	OLD PO RECORD	→	PROCUREMENT & A*
IFCAP PENDING ARCHIV (#443.9)					
PO NUMBER	N C	→	NEW PO RECORD	→	PROCUREMENT & A*
PROSTHETICS 1358 (#664)					
IFCAP ORDER	N S	→	SUBSTATION	→	ADMIN. ACTIVITY*
PURCHASE CARD *		→	PURCHASE CARD I*		
v SORT GROUP		→	SORT GROUP		
		→	*** NONEXISTENT*		
CLASSIFICATION*		→	CLASSIFICATION *		
PCDO VENDOR		→	VENDOR		
PURCHASE CARD *		→	NEW PERSON		
APPROVE RECONC*		→	NEW PERSON		
PURCHASE CARD *		→	NEW PERSON		
PCDO 2237		→	CONTROL POINT A*		
ROUTING INDENT*		→	DLA/LOG CODES		
DEPT.DESIGNATI*		→	DLA/LOG CODES		
PRIORITY CODE		→	DLA/LOG CODES		
ADVICE CODE		→	DLA/LOG CODES		
MEDIA & STATUS*		→	DLA/LOG CODES		
LOG CODE SHEET*		→	NEW PERSON		
ISMS CODE SHEE*		→	NEW PERSON		
ITEM:ITEM M*		→	ITEM MASTER		
ITEM:UNIT O*		→	UNIT OF ISSUE		
ITEM:INTERM*		→	INTERMEDIATE PR*		
ITEM:FEDERA*		→	FEDERAL SUPPLY *		
ITEM:SKU		→	UNIT OF ISSUE		
ITEM:2237 R*		→	CONTROL POINT A*		
ITEM:OBLIGA*		→	BUDGET OBJECT C*		
ITEM:ACQUIS*		→	CALM/LOG CODE S*		
ITEM:SOURCE*		→	DLA/LOG CODES		
AMENDM:AUTHOR*		→	TYPE OF AMENDME*		
AMENDM:PA/PPM*		→	NEW PERSON		
AMENDM:AMENDM*		→	PURCHASE ORDER		
AMENDM:FISCAL*		→	NEW PERSON		
ITEM:DATE:RECE*		→	CALM/LOG CODE S*		
OBLIGA:OBLIGA*		→	NEW PERSON		
OBLIGA:1358 A*		→	CONTROL POINT A*		
AMOUNT:TYPE C*		→	CODE INDEX		
AMOUNT:COMP. *		→	CODE INDEX		

Chapter 10. Internal Relations

File Name (File #) Pointer Field	Pointer Type *	(File #) File Name	File Pointed To
AMOUNT: PREF. *		→ CODE INDEX	
PARTIA: SUBACC*		→ BUDGET OBJECT C*	
PARTIA: SUBACC*		→ BUDGET OBJECT C*	
PARTIA: WAREHO*		→ NEW PERSON	
PARTIA: RECEIV*		→ NEW PERSON	
PARTIA: RECEIV*		→ NEW PERSON	
PARTIA: LOG CO*		→ NEW PERSON	
PARTIA: RECV.C*		→ CALM/LOG CODE S*	
m PURCHA: PURCHA*		→ PURCHASE AUTHOR*	
m 2237 R: 2237 R*		→ CONTROL POINT A*	
2237 R: CURREN*		→ PURCHASE ORDER *	
2237 R: ACCOUN*		→ NEW PERSON	
2237 R: PURCHA*		→ NEW PERSON	
2237 R: INVENT*		→ GENERIC INVENTO*	
m ITEM: LINE: LINE*		→ GENERIC INVENTO*	
m ADMINI: ADMINI*		→ ADMINISTRATIVE *	
m AMOU: BREA: BREA*		→ CODE INDEX	
PROCUREMENT & ACCOUN (#442.07)			
AMENDMENT: AUTHORITY ...	N	→ 442.2 TYPE OF A*	
AMENDMENTS (#443.67)			
AMENDMENT: AUTHORITY ...	N	→	
CONTROL POINT ACTIVI (#410)			
REQUEST STATUS	N	→ 442.3 PURCHASE *	
REPETITIVE ITEM LIST (#410.3)			
NEW SSO	N C	→	
ISMS/FMS TRANS (#423.6)			
NSN STATUS	N C	→	
WAREHOUSE STATUS	N C	→	
PROCUREMENT & ACCOUN (#442)			
SUPPLY STATUS	N C	→	
AMENDMENT: AMENDMENT/A*	N	→	
2237 REFE: CURRENT STA*	N	→	
REQUEST WORKSHEET (#443)			
CURRENT STATUS	N C	→	
AMENDMENTS (#443.6)			
SUPPLY STATUS	N	→	
AMENDMENT: AMENDMENT/A*	N	→	
PROCUREMENT & ACCOUN (#442.12)			
PURCHASE METHOD	N	→ 442.4 PURCHASE *	
PROCUREMENT & ACCOUN (#442)			
METHOD OF PROCESSING .	N C	→ 442.5 PAT TYPE	
AMENDMENTS (#443.6)			
METHOD OF PAYMENT	N C	→	
PROCUREMENT & ACCOUN (#442.15)			
ADMINISTRATIVE CERTIFI*	N	→ 442.7 ADMINISTR*	
AMENDMENTS (#443.624)			
ADMINISTRATIVE CERTIFI*	N C L	→ AMEN: CHAN: USER*	→ NEW PERSON
AMENDMENTS TO DELIVE (#441.7)			
PERMANENT ENTRY	N	→ 442.8 DELIVERY *	
LOCATION FOR D*		→ DELIVERY POINT	
442.9 ELEC RECE*			
PURCHASE ORDER*		→ PROCUREMENT & A*	
PLACED ON LIST*		→ NEW PERSON	
443 REQUEST WOR*			
2237 TRANSACTI*		→ CONTROL POINT A*	
CURRENT STATUS		→ PURCHASE ORDER *	
ACCOUNTABLE OF*		→ NEW PERSON	
PURCHASING AGE*		→ NEW PERSON	

File Name (File #) Pointer Field	Pointer Type *	(File #) File Name	File Pointed To
		INVENTORY/DIST*	→ GENERIC INVENTO*
PROCUREMENT & ACCOUN (#442)			
TYPE OF SPECIAL HANDLI*	N	→ 443.4 TYPE OF S*	
AMENDMENTS (#443.6)			
TYPE OF SPECIAL HANDLI*	N	→	
AMENDMENTS (#443.6)			
OLD PO RECORD	N	→ 443.6 AMENDMENTS	
NEW PO RECORD	N	→ METHOD OF PAYM*	→ PAT TYPE
		PRIMARY 2237	→ CONTROL POINT A*
		LOCAL PROCUREMENT*	→ LOCAL PROCUREMENT*
		SUPPLY STATUS	→ PURCHASE ORDER *
		SUBACCOUNT1	→ BUDGET OBJECT C*
		SUBACCOUNT2	→ BUDGET OBJECT C*
		VENDOR	→ VENDOR
		REQUESTING SER*	→ SERVICE/SECTION
		DIRECT DELIVER*	→ DIRECT DELIVERY*
		SOURCE CODE	→ SOURCE CODE
		PA/PPM/AUTHORI*	→ NEW PERSON
		TYPE OF SPECIA*	→ TYPE OF SPECIAL*
		AGENT ASSIGNED*	→ NEW PERSON
		OLD PO RECORD	→ AMENDMENTS
		NEW PO RECORD	→ AMENDMENTS
		SATELLITE STAT*	→ ADMIN. ACTIVITY*
		PURCHASE CARD *	→ PURCHASE CARD I*
		SORT GROUP	→ SORT GROUP
		CLASSIFICATION*	→ CLASSIFICATION *
		PCDO VENDOR	→ VENDOR
		PURCHASE CARD *	→ NEW PERSON
		APPROVE RECONC*	→ NEW PERSON
		PURCHASE CARD *	→ NEW PERSON
		PCDO 2237	→ CONTROL POINT A*
		ITEM:ITEM M*	→ ITEM MASTER
		ITEM:UNIT O*	→ UNIT OF ISSUE
		ITEM:INTERM*	→ INTERMEDIATE PR*
		ITEM:FEDERA*	→ FEDERAL SUPPLY *
		ITEM:SKU	→ UNIT OF ISSUE
		ITEM:2237 R*	→ CONTROL POINT A*
		ITEM:OBLIGA*	→ CONTROL POINT C*
		ITEM:ACQUIS*	→ CONTROL POINT S*
		ITEM:SOURCE*	→ DLA/LOG CODES
		m ADMINI:ADMINI*	→ ADMINISTRATIVE *
		ITEM:DATE:RECE*	→ CALM/LOG CODE S*
		AMENDM:AUTHOR*	→ TYPE OF AMENDME*
		AMENDM:PA/PPM*	→ NEW PERSON
		AMENDM:AMENDM*	→ PURCHASE ORDER
		AMENDM:FISCAL*	→ NEW PERSON
		AMEN:CHAN:USER*	→ NEW PERSON`
		443.75 EDI SEND*	
		SENDER	→ NEW PERSON
		PO POINTER	→ PROCUREMENT & A*
		RFQ/TXT POINTER	→ REQUEST FOR QUO*
		REJECT REASON *	→ EDI ERROR CODES
EDI SENDER (#443.75)			
REJECT REASON CODE ...	N	→ 443.76 EDI ERRO*	
		PERSON ENTERIN*	→ NEW PERSON
PROCUREMENT & ACCOUN (#442)			
LOCAL PROCUREMENT REAS*	N	→ 443.8 LOCAL PRO*	
AMENDMENTS (#443.6)			

Chapter 10. Internal Relations

File Name (File #) Pointer Field	Pointer Type *		(File #) File Name		File Pointed To
LOCAL PROCUREMENT REAS* 443.9 IFCAP PEN* PO NUMBER	N	→			PROCUREMENT & A*
EDI SENDER (#443.75)					
RFQ/TXT POINTER	N	→	444 REQUEST FOR*		
CONTRACTING OF*		→	NEW PERSON		
PRIMARY 2237		→	CONTROL POINT A*		
SUBSTATION		→	ADMIN. ACTIVITY*		
REQUESTING SER*		→	SERVICE/SECTION		
POINT OF CONTA*		→	NEW PERSON		
REQUEST'S LAST*		→	NEW PERSON		
EVALUATOR OF Q*		→	NEW PERSON		
v SOLICI:SOLICI*		→	VENDOR		
		→	RFQ VENDOR		
ITEM:ITEM M*		→	ITEM MASTER		
ITEM:UNIT O*		→	UNIT OF ISSUE		
ITEM:FEDERA*		→	FEDERAL SUPPLY *		
ITEM:SIC CODE		→	SIC CODE		
ITEM:BOC		→	BUDGET OBJECT C*		
ITEM:PRIOR *		→	VENDOR		
ITEM:PRIOR *		→	UNIT OF ISSUE		
ITEM:ORIGIN*		→	CONTROL POINT A*		
v ITEM:VENDOR*		→	VENDOR		
		→	RFQ VENDOR		
ITEM:VENDOR*		→	UNIT OF ISSUE		
ITEM:DESTIN*		→	CONTROL POINT A*		
864 ME:MSG LA*		→	NEW PERSON		
v 864 :RECI:RECI*		→	VENDOR		
		→	RFQ VENDOR		
v QUOTES:QUOTE *		→	VENDOR		
		→	RFQ VENDOR		
QUOTES:LAST E*		→	NEW PERSON		
QUOT:ITEM:UNIT*		→	UNIT OF ISSUE		
QUOT:ITEM:FEDE*		→	FEDERAL SUPPLY *		
QUOT:ITEM:SIC *		→	SIC CODE		
QU:IT:DE:UN*		→	UNIT OF ISSUE		
ITEM:DELI:LOCA*		→	DELIVERY POINT		
ITEM:DELI:SUB-*		→	SUB-CONTROL POI*		
ITEM:DELI:DELI*		→	DELIVERY SCHEDU*		
REQUEST FOR QUOTATIO (#444)					
SOLICITED VENDOR v	N L	→	444.1 RFQ VENDOR		
QUOTES v	N L	→	ORDER ADDR STA*	STATE	
SOLICITED VENDOR v	N L	→	PAYMENT STATE	STATE	
ITEM:VENDOR SELECTED v .	N C L	→	LINK TO FILE 4*	VENDOR	
864 MESSAGES:RECIPIENT v	N L	→	m SOCIOE:SOCIOE*	CODE INDEX	
864 MESSAGES:RECIPIENT v	N C L	→	m TYPE O:TYPE O*	CODE INDEX	
QUOTES:QUOTE VENDOR v ..	N C L	→			
ITEM MASTER (#441)					
SIC CODE	N	→	444.2 SIC CODE		
REQUEST FOR QUOTATIO (#444.019)					
ITEM:SIC CODE	N	→	GROUP	→	SIC CODE GROUPS
QUOTES:ITEM:SIC CODE .	N	→			
SIC CODE (#444.2)					
GROUP	N C	→	444.21 SIC CODE*		
444.4 RFQ EDITI* USER		→	NEW PERSON		
CONTROL POINT ACTIVI (#410)					
INVENTORY DISTRIBUTION*	N C	→	445 GENERIC INV*		
REPETITIVE ITEM LIST (#410.3)					

File Name (File #) Pointer Field	Pointer Type *		(File #) File Name		File Pointed To
INVENTORY/DISTRIBUTION*	N	→	COST CENTER	→	COST CENTER
FUND CONTROL POINT (#420.01)					
ONTROL P:** INVENTOR*	N	→	*PARAMETERS CA*	→	GENERIC INVENTO*
CONTROL P:INVENTORY P*	N C	→	CONVERTED BY	→	NEW PERSON
ITEM MASTER (#441)					
SET/PACK ASSEMBLED BY	N	→	PRE-CONVERSION*	→	GENERIC INVENTO*
PROCUREMENT & ACCOUN (#442.14)					
2237 REFE:INVENTORY/D*	N C	→	m INVENT:ITEM N*	→	ITEM MASTER
ITEM:LINE INVENT*	N C	→	v INVENT:MANDAT*	→	VENDOR
REQUEST WORKSHEET (#443)					
INVENTORY/DISTRIBUTION*	N	→	INVENT:GROUP *	→	GENERIC INVENTO*
GENERIC INVENTORY (#445)					
PARAMETERS CAN BE EDI	N	→	INVENT:GROUP *	→	GROUP CATEGORY
PRE-CONVERSION STOCKED	N	→	INVENT:UNIT O*	→	UNIT OF ISSUE
INVENTORY:MANDATORY O* v	N L	→	INVENT:MAIN S*	→	STORAGE LOCATION
DISTRIBUTION POINT ...	N C	→	m MIS CO:MIS CO*	→	SERVICE/SECTION
INVENTORY:PROCUREMENT* v	N L	→	m INVE:ADDI:ADDI*	→	STORAGE LOCATION
INVENTORY BALANCES (#445.1)					
INVENTORY POINT	N C	→	m DISTRI:DISTRI*	→	GENERIC INVENTO*
INVENTORY TRANSACTIO (#445.2)					
INVENTORY POINT	N C	→	m INVENT:INVENT*	→	NEW PERSON
OTHER INVENTORY POINT *	N	→	v INVE:PROC:PROC*	→	VENDOR
INTERNAL DISTRIBUTIO (#445.3)					
PRIMARY INVENTORY POINT	N C	→		→	GENERIC INVENTO*
SECONDARY INVENTORY PO*	N C	→	INVE:PROC:UNIT*	→	UNIT OF ISSUE
STORAGE LOCATION (#445.4)					
INVENTORY/DISTRIBUTION*	N	→	INVE:OUTS:TRAN*	→	CONTROL POINT A*
GROUP CATEGORY (#445.6)					
INVENTORY/DISTRIBUTION*	N	→	INVE:OUTS:UNIT*	→	UNIT OF ISSUE
CASE CARTS (#445.7)					
INVENTORY POINT	N	→			
INSTRUMENT KITS (#445.8)					
INVENTORY POINT	N	→			
DISTRIBUTION/USAGE H (#446)					
DISTRIBUTED TO	N C	→			
DISTRIBUTED FROM	N C	→			
INVENTORY DISTRIBUTE (#446.1)					
FROM INVENTORY POINT .	N	→			
RECORD OF PROS APPLI (#660)					
INVENTORY POINT	N S	→			
PROS RETURNED/CONDEM (#660.1)					
INVENTORY POINT	N S	→			
PROSTHETICS RE-ISSUE (#660.2)					
INVENTORY POINT	N S	→			
PROSTHETIC 2529-3 (#664.16)					
ITEM:INVENTORY POINT .	N S	→			
PROSTHETIC WORK ORDE (#664.22)					
MATERIALS:INVENTORY P*	N S	→			
445.1 INVENTORY*					
INVENTORY POINT		→	GENERIC INVENTO*		
m INVENT:INVENT*		→	ITEM MASTER		
m INVE:CASE:CASE*		→	ITEM MASTER		
m INVE:SUBS:SUBS*		→	ITEM MASTER		
445.2 INVENTORY*					
INVENTORY POINT		→	GENERIC INVENTO*		
ITEM NO.		→	ITEM MASTER		
POSTED BY		→	NEW PERSON		
LOG TRANSACTIO*		→	CALM/LOG TRANSA*		

Chapter 10. Internal Relations

File Name (File #) Pointer Field	Pointer Type *	(File #) File Name	File Pointed To
SOURCE CODE		→ SOURCE CODE	
OTHER INVENTOR*		→ GENERIC INVENTO*	
ADJUSTMENT APP*		→ NEW PERSON	
445.3 INTERNAL *			
PRIMARY INVENT*		→ GENERIC INVENTO*	
SECONDARY INVE*		→ GENERIC INVENTO*	
ENTERED BY		→ NEW PERSON	
PATIENT NAME		→ PATIENT	
SCHEDULED OPER*		→ SURGERY	
INVENTORY PATI*		→ INVENTORY DISTR*	
m ITEM N:ITEM N*		→ ITEM MASTER	
GENERIC INVENTORY (#445.01)			
INVENTORY:MAIN STORAG*	N L	→ 445.4 STORAGE L*	
INVENTORY:ADDITIONAL *	N L	→ INVENTORY/DISTR*	→ GENERIC INVENTO*
GENERIC INVENTORY (#445.01)			
INVENTORY:GROUP CATEG*	N L	→ 445.6 GROUP CAT*	
INVENTORY PATI*		→ GENERIC INVENTO*	
445.7 CASE CARTS			
CASE CART ITEM		→ ITEM MASTER	
INVENTORY POINT		→ GENERIC INVENTO*	
USER CREATING *		→ NEW PERSON	
USER LAST EDIT		→ NEW PERSON	
m ITEMS:ITEMS		→ ITEM MASTER	
m OPERAT:OPERAT*		→ CPT	
445.8 INSTRUMEN*			
INSTRUMENT KIT*		→ ITEM MASTER	
INVENTORY POINT		→ GENERIC INVENTO*	
USER CREATING *		→ NEW PERSON	
USER LAST EDIT		→ NEW PERSON	
m ITEMS:ITEMS		→ ITEM MASTER	
446 DISTRIBUTIO*			
DISTRIBUTED TO		→ GENERIC INVENTO*	
DISTRIBUTED FR*		→ GENERIC INVENTO*	
INTERNAL DISTRIBUTIO (#445.3)			
INVENTORY PATIENT LINK	N	→ 446.1 INVENTORY*	
PATIENT		→ PATIENT	
INVENTORY PATI*		→ GENERIC INVENTORY*	
PRINCIPAL PROC*		→ CPT	
OPERATING ROOM		→ HOSPITAL LOCATI*	
SURGICAL SPECI*		→ LOCAL SURGICAL *	
SURGEON		→ NEW PERSON	
m ITEM:ITEM		→ ITEM MASTER	
446.4 BARCODE P*			
SPECIALTY COMM*		→ SPECIALTY COMMA*	
CREATED BY		→ NEW PERSON	
DATE/T:UPLOAD*		→ NEW PERSON	
446.5 CUSTOM LA*			
FILE		→ FILE	
SPECIALTY COMM*		→ SPECIALTY COMMA*	
BARCODE PROGRAM (#446.4)			
SPECIALTY COMMANDS ...	N	→ 446.6 SPECIALTY*	
CUSTOM LABEL (#446.5)			
SPECIALTY COMMANDS ...	N	→	
447 INVENTORY L*			
USER		→ NEW PERSON	

10.3 SACC Exemptions

Table 10.2. SACC Exemptions

#	Standard Section	Category	Date Granted	Description/Comments
1	4B	Package-wide variables	N/A	The <code>PRC</code> -array is a package-wide variable for use within IFCAP.
2	4B	Package-wide variables	11/28/1989	The <code>PRC</code> -array is a package-wide variable for use within IFCAP.
3	2D2	* & # READS	12/4/1992	The <code>PRCPXM1</code> routine may use the # read.
4	6F	KILL DD global	9/14/1993	IFCAP/GIP version 4.0 granted request to kill the following DD nodes in either a pre or post init. <code>^DD(445.3,0,"IX","AE",445.3,.01)</code> <code>^DD(445.37,0,"IX","AC",445.37,1)</code> <code>^DD(445.3,.01,1,2)</code> <code>^DD(445.37,1,1)</code> <code>^DD(445.2,0,"IX","ABEG",445.2,2.5)</code> <code>^DD(445.2,0,"IX","AC",445.2,4)</code> <code>^DD(445.2,2.5,1)</code> <code>^DD(445.2,4,1,1)</code> <code>^DD(445.01,22,12)</code> <code>^DD(445.01,22,12.1)</code> <code>^DD(445.03,.01,12)</code> <code>^DD(445.03,.01,12.1)</code> <code>^DD(445.122,.01,12)</code> <code>^DD(445.122,.01,12.1)</code> <code>^DD(445.3,3.5,12)</code> <code>^DD(445.3,3.5,12.1)</code> <code>^DD(445.3,7,12)</code> <code>^DD(445.3,7,12.1)</code> <code>^DD(445.37,.01,12)</code> <code>^DD(445.37,.01,12.1)</code> <code>^DD(446.4,.1,2)</code> <code>^DD(446.4,.1,2.1)</code> <code>^DD(445,0,"ID","Z1")</code> <code>^DD(445.07,0,"ID","Z1")</code>

#	Standard Section	Category	Date Granted	Description/Comments
				^DD(445.121,0,"ID","Z1") ^DD(445.122,0,"ID","Z1") ^DD(445.37,0,"ID","Z1") ^DD(445.07,0,"SCR") ^DD(445.3,0,"NM","INTERNAL DISTRIBUTION ORDER/ADJ.") ^DD(420.3,0,"ID","WR") ^DD(420.4,0,"ID",6) ^DD(440,0,"ID","Z2") ^DD(440,0,"ID","Z3") ^DD(440,0,"ID","Z4") ^DD(440,0,"ID","Z5") ^DD(440,0,"ID","Z6") ^DD(442.1,3,12) ^DD(442.1,3,12.1) ^DD(442.6,0,"ID","WR") ^DD(443,.01,5,1,0) ^DD(443.61,15,5,4,0)
5			7/15/1994	One Time exemption for IFCAP v5 to K ^DD(file,field,21) to remove all old field descriptions from all IFCAP files and fields.
6	Ext.-1	TMP as scratch global	5/10/1995	A one-time exemption has been granted for IFCAP v5 to use the ^UTILITY global as a scratch global within and between parts of its package. The SAC would like to warn the IFCAP developers of known problems with the use of ^UTILITY and strongly encourages that these references be cleaned up in the next release.
7	1	ANSI	9/1/1995	IFCAP v5 has been granted a SAC exemption for the routine PRCHPRCV to have a routine size greater than 5K. Add to this exemption the routine PRCFFMOM. Add to this exemption the routine PRCHAMU.
8		Standards requiring incremental locks with timeouts	9/13/2000	Exemption granted to standard requiring incremental locks with timeouts. This is an extension of previous exemption, and is requested in preparation for the planned

#	Standard Section	Category	Date Granted	Description/Comments
				release of IFCAP v5.1
9		Standard on variable length	5/25/2005	Exemption granted to SAC standard on variable length for Patch PRC*5.1*81
10		IFCAP to New DUZ in Background Filer	5/25/2005	Exemption granted to allow DUZ to be initialized to the DUZ passed by DynaMed. In the DynaMed/IFCAP interface, the user will be identified by the VistA DUZ value transmitted from DynaMed to IFCAP in an HL7 message. For proper filing, this background process needs DUZ to be initialized to the passed user id. I note, however, that section 2.3.1.4 of the VA Standards and Conventions states "VistA packages are not allowed to KILL, NEW, SET, MERGE, READ (into) or otherwise modify the variable DUZ or any DUZ array element. (Exemptions: Kernel and VA FileMan)
11		Use \$ZF(-1) to invoke FTP	12/02/2005	Exemption granted for patch PRC*5.1*83 for the Clinical Logistics Report Server (CLRS) to use \$ZF(-1) to invoke an external process (File Transfer Protocol, or FTP) through VMS as part of its normal file handling/maintenance procedure. Minneapolis (a Microsoft® Windows® site) will be included as a test site.

Figure 10.1. Memo, SAC Exemption for IFCAP

Date: September 13, 2000
From: Mark Warner, Director, Financial Management Systems, Technical Services
To: Dan Bishop, ACIO, Technical Services
Thru: Roy Baker Chairperson, Program Management Board
Subj: SAC Exemption for IFCAP

The IFCAP Development team requested a SAC exemption from the standards requiring incremental locks with timeouts in preparation for the planned release of IFCAP v5.1 scheduled for 10/20/00. IFCAP v5.0 was given an exemption in 1995 and approximately 40% of the instances were fixed in the interim. During this period there were no known instances of database corruption or... [degradation] due to not having incremental locks with timeouts in place. The SACC reviewed this exemption request in June and based on its technical merits they denied the exemption. This memorandum is for the purpose of requesting an override of the exemption denial.

IFCAP v.51 has been developed in preparation for its replacement by CoreFLS. This version was developed with the intent of returning all sites to the same baseline of IFCAP. No new functionality has been included which hasn't previously been released in a patch. On a separate path, CoreFLS is schedule to begin testing in May 2001 with full implementation to be completed by 10/12/2002. Admittedly this is an extremely aggressive timeline and unlikely to be met, but we need to continue moving forward under this schedule until such time as the timeline is adjusted. To add the remaining incremental locks would delay the release of the IFCAP v5.1 until the Spring 2001. This would further jeopardize the CoreFLS schedule as staff targeted to work on preparing for the integration and conversion to CoreFLS would need to focus on correcting the locks.

Based on the fact that IFCAP is slated for replacement in two years, CoreFLS is on a very aggressive time schedule and there have been no negative consequences from not fixing the incremental lock problem previously, we requested ... the PMB make a recommendation to override the exemption. The PMB discussed this issue on their 0/11/00 conference call and the group agreed to recommend an override of the exemption. We do agree that if the CoreFLS project is stopped for any reason, we will assign maintenance team resources to address the remaining incremental locks.

The above figure shows the text of an official Department of Veterans Affairs memorandum that was signed and approved by both Roy Baker and Dan Bishop.

Figure 10.2. Request and Approval for Exemption (Build Strings Longer than 255 Characters)

From: Woodhouse, Gregory J.
Sent: Wednesday, May 25, 2005 3:34 PM
To: Greene, Lyford K
Cc: McGaugh, Mavis L.
Subject: RE: Agenda - Monthly SACC call (5/05/05)

This exemption request is granted (5/25/2005).

===

Gregory Woodhouse <gregory.woodhouse@med.va.gov <<mailto:gregory.woodhouse@med.va.gov>>>
 Health Systems Design & Development
 +1 510 768 6862

From: Greene, Lyford K
Sent: Monday, May 16, 2005 8:54 AM
To: Woodhouse, Gregory J.
Cc: McGaugh, Mavis L.
Subject: RE: Agenda - Monthly SACC call (5/05/05)

Greg,

What is the status of Vic's request for SAC Exemption to be able to build strings longer than 255 characters, which I recall he is doing in the RIL interface?

From: Carr, Victor (CACI)
Sent: Wednesday, April 13, 2005 1:01 PM
To: Woodhouse, Gregory J.
Cc: McGaugh, Mavis L.
Subject: Request for exemption for SAC standard on variable length for Patch PRC*5.1*81

Greg,

... I would like to submit a request for an exemption for patch PRC*5.1*81 for the routines that read in a requisition request from DynaMed and produce an HL7 Message to be passed to IFCAP. This request is presented because of the shortened timeframe to produce a programmatic workaround and the size limit to the message segments as they are currently constructed for this project task.

The current standard limits a variable to 245 characters. I would like to be able to read in an HL7 segment and assign it to a single variable in ^PRCVRE1. In order to do this, I will require an exemption from that standard that sets a maximum field length of 245 based on the following:

- 1 The HL7 message that is built for this task consists of four distinct segments: MSH, ORC, RQD and RQ1. Other than the MSH segment, the segments in the messages are reasonably expected not to exceed the 245 character limit, as described below. The MSH segment length is not an issue in this routine as the segment itself is never evaluated, nor are any of the fields within the segment used, other than as they are presented in the HL array. The code interprets the first three characters of the segment, and if the type is MSH, the segment is ignored.

2. The ORC segment consists of 21 possible fields. However, only 6 of them are expected to have non-blank data in them. Thus the fewest number of characters that are expected is 21. One for each of the field separators. The maximum length is dictated by the expected field definitions as follows:

2a. ORC-1 This is a two character field containing "NW"

2b. ORC-3 This is a numeric field for Fund Control Point with a max length of 4

2c. ORC-9 This is a standard date and time stamp with a fixed length of 19

2d. ORC-10 This is a 4 component field consisting of DUZ for a length of 6 characters, Family Name with a Maximum length from DynaMed of 40 characters, a Given name with a maximum length from DynaMed of 20 characters, and a site code with a length of 4 characters.

2e. ORC-17 This is a standard length for a cost center with a max length of 8 characters

2f. ORC-121 This is the site number with a maximum length of 4 characters

Therefore the ORC segment will be at a maximum 132 characters (21+2+4+19+6+40+20+4+8+4 plus 4 sub-component characters)

3. The RQD segment consists of 10 possible fields. However, only 5 of them are expected to have non-blank data in them. Thus the fewest number of characters that are expected is 10, one for each field separator. The maximum length is dictated by the expected field definitions as follows:

3a. RQD-1 Item counter. This is a record counter expected to be no more than 4 digits in length.

3b. RQD-2 Document ID. This is a 16 digit field defined by DynaMed

3c. RQD-3 Item number. This is a 6 digit number greater than 99999

3d. RQD-5 Quantity. This is defined by DynaMed as a 9 digit number, including the decimal point

3e. RQD-10 Date needed. This is a formatted date of 8 characters.

Therefore the RQD segment will be at a maximum 53 characters (10+4+16+6+9+8)

4. The RQ1 segment consists of 5 possible fields. However, only 4 of them are expected to have non-blank data in them. Thus the fewest number of characters that are expected is 5, one for each field separator. The maximum length is dictated by the expected field definitions as follows:

4a. RQ1-1 Unit cost. Specified in IFCAP as 12 characters including the decimal point

4b. RQ1-3 Budget Office Code. This is set at 6 characters

4c. RQ1-4 Vendor pointer. This is set at 6 characters in IFCAP

4d. RQ1-5 NIF item number This is set at 10 digits as a maximum for DynaMed.

Therefore the RQ1 segment will be a maximum of 39 characters (5+12+6+6+10)

As the reasonable expectation that none of the used segments will be greater than 245 characters long, I would like to request an exemption from the SAC standard so that I can put each segment into a single field.

Victor Carr

Bay Pines, FL

Ph 727-399-3373

**Figure 10.3. Exemption to Allow Initialization of DUZ
by Passed DynaMed Value**

From: Woodhouse, Gregory J.

Sent: Wednesday, May 25, 2005 3:02 PM

To: McGaugh, Mavis L.

Subject: FW: SAC Exemption Request- IFCAP to New DUZ in Background Filer

This exemption request is granted (5/25/2005).

===

Gregory Woodhouse <gregory.woodhouse@med.va.gov> Health Systems Design & Development
+1 510 768 6862

"The most profound technologies are those that disappear."

--Mark Weiser

-----Original Message-----

From: Greene, Lyford K

Sent: Tuesday, April 26, 2005 11:47 AM

To: GREENE.LYFORD@FORUM.VA.GOV; BURGESS.PATRICIA@FORUM.VA.GOV;
CZEKAJ.CHERYL@FORUM.VA.GOV; G.SACC@FORUM.VA.GOV;
LAWSON.DEBBI@FORUM.VA.GOV; MCGAUGH.MAVIS_L@FORUM.VA.GOV;
SU.ALLEN@FORUM.VA.GOV; TSAI.STAN@FORUM.VA.GOV;
WALLACE.TRACIE@FORUM.VA.GOV; SCHLEHUBER.CAMERON@FORUM.VA.GOV; VHA
CIO SACC

Subject: RE: SAC Exemption Request- IFCAP to New DUZ in Background Filer

As the plan is to send the software to a site for Alpha testing early next month, is there an update on this SAC exemption request?

-----Original Message-----

From: GREENE.LYFORD@FORUM.VA.GOV [mailto:GREENE.LYFORD@FORUM.VA.GOV]

Sent: Friday, April 08, 2005 1:52 PM

To: BURGESS.PATRICIA@FORUM.VA.GOV; CZEKAJ.CHERYL@FORUM.VA.GOV;
G.SACC@FORUM.VA.GOV; GREENE.LYFORD@FORUM.VA.GOV;
LAWSON.DEBBI@FORUM.VA.GOV; MCGAUGH.MAVIS_L@FORUM.VA.GOV;
SU.ALLEN@FORUM.VA.GOV; TSAI.STAN@FORUM.VA.GOV;
WALLACE.TRACIE@FORUM.VA.GOV; Greene, Lyford K; Greene, Lyford K;
SCHLEHUBER.CAMERON@FORUM.VA.GOV; VHA CIO SACC

Subject: SAC Exemption Request- IFCAP to New DUZ in Background Filer

Dear SAC Committee,

As part of IFCAP patch PRC*5.1*81 (DynaMed Interface for Bay Pines VAMC), an HL7 interface is being developed that will enable IFCAP Fund Control Point balances and FMS General Ledger balances to be updated on the basis of inventory Issue Book posting and warehouse inventory balance adjustments performed in the COTS inventory package DynaMed.

The

DUZ value of the DynaMed user performing the Issue Book posting or adjustment will be sent to IFCAP so that the appropriate control point activity and Generic Code Sheet transactions can be set up. In setting up the control point activity transactions, the user's DUZ must be filed for audit and database integrity purposes. We have subscribed to DBIA #4129 to enable us to change the DUZ array values in the symbol table, but we would like a SAC exemption to enable us to New the DUZ array prior to altering its values so that at the end of the filing when the called API quits, the new DUZ values would be popped from the stack and any initial values would be restored, prior to execution control being returned to the HL7 package's code. Thus the new values would not persist in the symbol table processing subsequent HL7 messages.

For further clarification, I have attached the correspondence concerning our DBIA request. I have noted that both Integrated Billing and Laboratory Service, who are using this DBIA, also sought a SAC exemption

for altering DUZ.

Original message: "DBIA #4129:INVOKE DUZ~XUP - IFCAP request to be a subscriber" [#40547348]
From: GREENE,LYFORD
Sent: 03/31/05@15:17

Cameron/Kernel Developers,

In a new patch PRC*5.1*81 (DynaMed Interface for Bay Pines VAMC) an interface is being developed to create financial documents in IFCAP and subsequently in the Financial Management System (FMS) based on warehouse sales to other inventory points taking place in the DynaMed COTS inventory system. Existing IFCAP APIs will be invoked in background to set up the Control Point Activity (file #410) records that currently are created during interactive issue book entry and posting functions in IFCAP for sites using IFCAP's Generic Inventory Package (GIP) module.

Some of these APIs are coded to use the variable DUZ, which would normally be setup when the user signs onto the VistA system. In the DynaMed/IFCAP interface, the user will be identified by the VistA DUZ value transmitted from DynaMed to IFCAP in an HL7 message. For proper filing, this background process needs DUZ to be initialized to the passed user id. I note, however, that section 2.3.1.4 of the VA Standards and Conventions states "VistA packages are not allowed to KILL, NEW, SET, MERGE, READ (into) or otherwise modify the variable DUZ or any DUZ array element. (Exemptions:

Kernel and VA FileMan)"

I also note that there is an active, controlled subscription DBIA #4129 INVOKE DUZ~XUP, that provides the DUZ^XUP(DA) API for approved packages to initialize DUZ. The example was for another

background task, that needed to specify a particular DUZ to be used.

IFCAP would like to subscribe to DBIA #4129 for patch PRC*5.1*81 DynaMed/IFCAP HL7 interfaces.

Response #1: SCHLEHUBER,CAMERON 03/31/05@23:29

OK kernel folks?

Response #2: SCHRAM,JACK D 04/04/05@13:03

Okay.

Response #3: SCHLEHUBER,CAMERON 04/04/05@13:14

I've added IFCAP to IA 4129.

Response #4: GREENE,LYFORD 04/04/05@22:09

Thank you.

Cameron et al.,

With regards to use, are current subscribers of this DBIA Newing DUZ and then setting to the required values via DUZ^XUP so that when the application execution is completed the stack is popped and any prior value of DUZ is restored, thereby leaving the symbol table as it was before?

Alternately, are they setting DUZ via DUZ^XUP and just before the application ends, Killing DUZ to remove the altered value and thus leaving DUZ undefined? Our software will be invoked when the HL7 package receives an incoming message for our protocol.

Response #5: SCHLEHUBER,CAMERON 04/05/05@21:47

DUZ should never, ever be left undefined. I don't know about the other issues.

Figure 10.4. Exemption to Allow Use of \$ZF(-1) to invoke FTP

From: Lawson, Debbi (CACI)

Sent: Monday, December 05, 2005 10:12 AM

To: Petty, Daniel A (CACI); LaFond, Robert (HEC); Burgess, Patricia (CACI); Glenn, Garth

Subject: FW: Exemption request: use of \$ZF by Clinical Logistics Report Server

GRANTED! See below.

THANKS!

Debbi Lawson <}}}}><

Washington Office of Information Field Office (OIFO)

Health Systems Design and Development
IFCAP Interfaces Team
301 734-0136

From: Woodhouse, Gregory J.

Sent: Friday, December 02, 2005 8:20 PM

To: Woodhouse, Gregory J.; Alexander, Dave M; Bakke, Andrew; Consentino, Albert B; Defa, Tana; DeMoss, Carl; Giglia, Ellen; Lawson, Debbi (CACI); Marple, John; Morton, Randy; Owen, Steve; Russell, Joel; Salewsky, Tammy; Scott, Donna Joyce (Hines OIFO); Sheppard, Jean A.; Staab, Jesse (EDS); Tuma, David (EDS); Fort, Wally

Subject: RE: Exemption request: use of \$ZF by Clinical Logistics Report Server

The results of vote are 6 yes, 1 no, 2 abstain, 2 "out of office". This gives us a quorum, and the exemption is granted.

===

Gregory Woodhouse <gregory.woodhouse@med.va.gov>

Health Systems Design & Development

+1 510 768 6862

From: Woodhouse, Gregory J.

Sent: Thursday, December 01, 2005 12:22 PM

To: Alexander, Dave M; Bakke, Andrew; Consentino, Albert B; Defa, Tana; DeMoss, Carl; Giglia, Ellen; Lawson, Debbi (CACI); Marple, John; Morton, Randy; Owen, Steve; Russell, Joel; Salewsky, Tammy; Scott, Donna Joyce (Hines OIFO); Sheppard, Jean A.; Staab, Jesse (EDS); Tuma, David (EDS); Woodhouse, Gregory J.; Fort, Wally

Subject: Exemption request: use of \$ZF by Clinical Logistics Report Server

Shall the exemption requested by CLRS be granted

As a reminder: This is a request in support of patch PRC*5.1*83. CLRS needs to use \$ZF(-1) to invoke an external process (FTP) through VMS as part of its normal file handling/maintenance procedure. Minneapolis (a Windows site) will be included as a test site.

===

Gregory Woodhouse <gregory.woodhouse@med.va.gov>

Health Systems Design & Development

+1 510 768 6862

Chapter 11. Package-Wide Variables

11.1 Arrays and Package-Wide Variables

1 STANDARD SECTION: 4B Package-wide variables

DATE GRANTED:

The PRC-array is a package-wide variable for use within IFCAP.

The following package-wide variables are usually set up via a call to PRCFSITE or PRCSUT*:

PRC("BBFY") = Beginning budget fiscal year

PRC("CP") = Control point number and name

PRC("FU") = 1 => implies user is NOT a fiscal user

PRC("FY") = 2 digit current fiscal year

PRC("I") = primary station number

PRC("L") = count of stations for which user is authorized

PRC("L",site) = array of station numbers for which user is an authorized fiscal user

PRC("MDIV") = 1=> Fiscal accounting automated means accounting module of IFCAP is operating

PRC("PARAM") = Site parameters from ^PRC(411,Site,0)

PRC("PER") = String of data about user as:

DUZ^Signature Block Printed Name^Signature Block Title^Office Phone

PRC("QTR") = current fiscal quarter as 1, 2, 3 or 4

PRC("SITE") = Site or station number (usually 3 digits)

PRC("SST") = Substation number

PRC("SP") = 1 => implies user is a supply employee

PRCB("LAST") = Last transaction number

PRCF("SIFY") = Site - FY

PRCF("X") = String to control what prompts are displayed during the call to PRCFSITE

[if PRCF("X") is not set, "AFS" is assumed]

[Standard variables DT, PRC("FY"), PRC("MDIV"), PRC("PER"), PRC("QTR"), PRC("SP"), U are set regardless of control string]

A = Sets up standard variables and PRC("FU") without prompting

B = Prompts for station number and fiscal year and also sets up PRC("PARAM"), PRC("SITE"), PRC("LAST"), PRC("SIFY")

F = Prompts for fiscal year and sets up standard variables

S = Prompts for station number and also sets up PRC("PARAM"), PRC("SITE")

Q = Prompts for quarter and sets up standard variables

PRCPSIP = Selected inventory point internal number

PRCS("SUB") = Sub control point name

PRCS("CC") = Cost Center number

PRCSC indicates which module user entered and is set by entry into options noted in []

1 => Control Point Official [PRCSCP OFFICIAL]

2 => Control Point Clerk [PRCSCP CLERK]

3 => Requestor [PRCSREQUESTOR]

PRCSERR error found by routine PRCSCK & from control point templates

PRCSK is flag to allow selection of any station, not just his own

PRCSST is flag to not ask substation

2 STANDARD SECTION: 4B Package-wide variables

DATE GRANTED: NOV 28,1989

The PRCP-array may be used as a package-wide variable in the IFCAP

Generic Inventory module of IFCAP.

The following system-wide variables are used in the GIP module:

PRCP("DPTYPE") = distribution point type code as W(arehouse), P(rimary) or S(econdary)

PRCP("HIS") = keep detailed history flag

PRCP("I") = internal number of inventory point

PRCP("IN") = name of inventory point without station number

PRCP("INV") = keep perpetual inventory flag

PRCPPRIV = If this flag is set, it indicates the user has access to modify GIP files. This is usually set and killed in user options, so it must be set in direct mode to edit files.

THIS PAGE INTENTIONALLY LEFT BLANK

Glossary

1358	VA Form 1358 Estimated Obligation or Change in Obligation
2138	VA Form 90-2138, Order for Supplies or Services.
2139	VA Form 90-2139, Order for Supplies or Services (Continuation). This is a continuation sheet for the 2138 form.
2237	VA Form 90-2237, Request, Turn-in and Receipt for Property or Services.
A&MM	Acquisition and Materiel Management Service.
AACS	Automated Allotment Control System - Centralized computer system developed by VHA to disburse funding from VACO to field stations.
Accounting Technician	Fiscal employee responsible for obligation and payment of received goods and services.
Activity Code	The last two digits of the AACS number. It is defined by each station.
Allowance table	Reference table in FMS that provides financial information at the level immediately above the ACCS, or sub-allowance level.
Authorization	An estimated payment that will be applied to the 1358.
Authorization Balance	The amount of money remaining that can be authorized against the 1358. The service balance minus total authorizations.
Budget Analyst	Fiscal employee responsible for distribution and transfer of funds.
Budget Object Code (BOC)	Fiscal accounting element that tells what kind of item/service is being procured. Budget Object Codes replace the use of sub-accounts in IFCAP 5.1. Budget object codes are listed in the left column of MP4 Part V, Appendix B-1.
Ceiling Transactions	Funding distributed from Fiscal to IFCAP Control Points for spending.
CLO	<i>See</i> Chief Logistics Office (CLO) .

Chief Logistics Office (CLO)

The Chief Logistics Office (CLO) develops and fosters logistics best practices for the Veterans Health Administration. Through the VHA Acquisition Board the CLO develops the annual VHA Acquisition plan that forms the basis for VHA's acquisition strategy. This strategy seeks to procure high quality health care products and services in the most cost effective manner. This includes the attainment of socio-economic procurement goals. The CLO also develops and implements a comprehensive plan for the standardization of healthcare supplies and equipment. This includes the development and administration of clinical product user groups.

The CLO is also responsible for developing improvements to supply chain management within VHA. This includes the establishment and monitoring of logistics benchmarking data. The CLO serves as liaison for logistics staff in each of the 21 VISNs.

The head of CLO is the **Chief Prosthetics and Clinical Logistics Officer (CPCLO)**.

CLRS

See **Clinical Logistics Report Server (CLRS)**.

Clinical Logistics Office

See **Chief Logistics Office (CLO)**.

Clinical Logistics Report Server (CLRS)

The CLRS project allows the extraction of selected procurement and inventory data from VHA facilities to a centralized Clinical Logistics Report Server. The server supports the collection, tracking, and reporting of National Performance Measures, assisting the Under Secretary for Health (USH) in evaluating facility performance in the areas of consolidation of high tech equipment, standardization, socioeconomic goal accomplishment, acquisition, and inventory management.

Control Point or Fund Control Point (FCP)

Financial element, existing *only* in IFCAP, which corresponds to the ACCS number in FMS.

Control Point Requestor

The lowest level Control Point user designated to only input temporary requests (2237s, 1358s) to a Control Point. This user can only see or edit their work. A Control Point Clerk or Official must process these requests and make them permanent before they can be approved and transmitted to A&MM.

Cost Center	“Subsections” of Fund Control Points. Cost centers allow fiscal staff to create total expense reports for a section or service, and requestors to assign requests to that section or service. Cost centers are listed in the left column of MP4 Part V, Appendix B-1.
Chief Prosthetics and Clinical Logistics Officer (CPCLO)	The official in charge of the VHA Chief Logistics Office (CLO) , also called the Clinical Logistics Office .
Clinical Logistics Office	<i>See</i> Chief Logistics Office (CLO)
Date Committed	The date that you want IFCAP to commit funds to the purchase.
Deficiency	When a budget has obligated and expended more than it was funded (cf. MP4, Part V, Section C).
Fiscal Balance	The amount of money on a 1358 and any adjustments to that 1358 that have been obligated by Fiscal Service. This amount is reduced by any liquidations submitted against the obligation.
Fiscal Quarter	The fiscal year is broken into four three-month quarters. The first fiscal quarter begins on October 1.
Fiscal Year	Twelve-month period from October 1 to September 30.
FMS	Financial Management System, which has replaced CALM as the primary accounting system for administrative appropriations. FMS has a comprehensive database that provides for flexible on-line and/or batch processing, ad-hoc reporting, interactive query capability and extensive security. FMS is concerned with budget execution, general ledger, funds control, accounts receivable, accounts payable and cost accounting.
FOB	Freight on Board. An FOB of "Destination" means that the vendor has included shipping costs in the invoice, and no shipping charges are due when the shipper arrives at the warehouse with the item. An FOB of "Origin" means that shipping charges are due to the shipper, and must be paid when the shipper arrives at the warehouse with the item.
FTEE	Full Time Employee Equivalent. An FTEE of 1 stands for 1 fiscal year of full-time employment. This number is used to measure workforces. A part-time employee that worked half days for a year would be assigned an FTEE of 0.5, as would a full-time employee that worked for half of a year.

Fund Control Point (FCP)	See Control Point
Graphical User Interface (GUI)	<p>A graphical user interface (or GUI, often pronounced “goeey”) is a graphical (rather than purely textual) user interface to a computer. A GUI is a particular case of user interface for interacting with a computer which employs graphical images and widgets in addition to text to represent the information and actions available to the user. Usually the actions are performed through direct manipulation of the graphical elements. A GUI takes advantage of the computer’s graphics capabilities to make the program easier to use.</p> <p><i>Source:</i> http://en.wikipedia.org/wiki/GUI</p> <p><i>See also</i> User Interface.</p>
Justification	A written explanation of why the Control Point requires the items requested. Adequate justification must be given if the goods are being requested from other than a mandatory source.
Liquidation	The amount of money on the invoice from the vendor for the authorization. They are processed through payment/invoice tracking.
Obligation Number	The C-prefix number that Fiscal Service assigns to the 1358.
OLCS	The Financial Services Center (FSC), located in Austin, Texas, is a franchise fund (fee-for-service) organization in the Department of Veteran Affairs (VA). The On-Line Certification System (OLCS) operates within the FSC’s Document Management System to allow Certifying Officials access to invoices via the intranet that require certification.
On-Demand Item (ODI)	Just-in-case items that are used infrequently at a site but must still be tracked in Primary and Secondary inventory points for reporting. ODI items are separated from regular (Standard) items for reporting purposes so site inventories are tracked more accurately for item usage.
On-Demand User	A user of a specified inventory point who is authorized to modify the On-Demand setting of items in that inventory point.
Organization Code	Accounting element functionally comparable to Cost Center, but used to organize purchases by the budget that funded them, not the purposes for spending the funds.
PCard	<i>See</i> Purchase Card.
PCLO	<i>See</i> Prosthetics and Clinical Logistics Office.

Program Code	Accounting element that identifies the VA initiative or program that the purchase will support.
Prosthetics and Clinical Logistics Office (PCLO)	The Office of Prosthetics and Clinical Logistics at VHA .
Purchase Card (PC)	A card that a Purchase Card User employs to make purchases. Purchase Cards are not credit cards but debit cards that spend money out of a deposited balance of VA funds.
Purchase Order (PO)	A government document authorizing the purchase of the goods or services at the terms indicated.
Purchasing Agents	A&MM employees legally empowered to purchase goods and services from commercial vendors.
Requestor	<i>See</i> "Control Point Requestor."
Requisition	An order from a Government vendor.
Service Balance	The amount of money on the on the original 1358 and any adjustments to that 1358 when created by that service in their Fund Control Point. This amount is reduced by any authorizations created by the service.
SF-18	Request for Quotation.
SF-30	Amendment of Solicitation/Modification of Contract.
Sort Order	The order in which the budget categories will appear on the budget distribution reports.
Standard Item	See On-Demand Item for reference. Standard items are items normally used in regular frequency in Primary and Secondary inventory points at sites. These items are separated from On-Demand items to provide more accurate reporting of usage and reordering.
Sub-cost Center	A subcategory of Cost Center. In IFCAP 5.1, the last two digits of the cost center, if anything other than "00" will be the 'sub-cost center' that is sent to FMS. IFCAP will not use a 'sub-cost center' field, but will send FMS the last two digits of the cost center as the FMS 'sub-cost center' field, unless the last two digits of the cost center are '00'.
TDA	Transfer of Disbursing Authority. A sequential number Central Office assigns to each funding it gives to your station. The first funding they give you in the fiscal year is TDA number 1, the second funding they give you is TDA number 2, etc.

Total Authorizations	The total amount of the authorizations created for the 1358 obligation.
Total Liquidations	The total amount of the liquidation against the 1358 obligation.
Transaction Number	The number of the transaction that funded a Control Point (cf. Budget Analyst's User Guide)
User Interface	<p>A user interface is the means by which people (the users) interact with a particular machine, device, computer program or other complex tool (the system).</p> <p>The user interface provides one or more means of:</p> <ul style="list-style-type: none">• Input, which allows the users to manipulate the system• Output, which allows the system to produce the effects of the users' manipulation <p>The interface may be based strictly on text (as in the traditional "roll and scroll" IFCAP interface), or on both text and graphics.</p> <p>In computer science and human-computer interaction, the user interface (of a computer program) refers to the graphical, textual and auditory information the program presents to the user, and the control sequences (such as keystrokes with the computer keyboard and movements of the computer mouse) the user employs to control the program.</p> <p><i>Source:</i> Parts of this definition were adapted from:</p> <p>http://en.wikipedia.org/wiki/User_interface</p> <p>http://searchwebservices.techtarget.com/sDefinition/0,,sid26_gci213989,00.html</p> <p>http://en.wikipedia.org/wiki/Graphical_user_interface</p> <p>http://www.webopedia.com/TERM/G/Graphical_User_Interface_GUI.html</p> <p><i>See also</i> Graphical User Interface.</p>
Vendor file	<p>An IFCAP file of vendors the facility does business with. Contains ordering and billing addresses, contract information, FPDS information and telephone numbers. File 440 contains information about the vendors that your station does business with. The debtor's address may be drawn from this file, but is maintained separately. If the desired vendor is not in the file, contact A&MM Service to have it added.</p>

Windows

Windows® is a family of operating systems by Microsoft. These systems can run on several types of platforms such as servers, embedded devices and, most typically, on personal computers.

Windows XP is the current (as of December 2006) operating system for use on general-purpose computer systems, including home and business desktops, notebook computers, and media centers. The letters “XP” stand for experience. *Source:*
http://en.wikipedia.org/wiki/Windows_xp

THIS PAGE INTENTIONALLY LEFT BLANK

Appendix B. Routine Checksums

As of PRC*5.1*152, checksums are no longer listed in the IFCAP Technical Manual. Accurate checksums for routines changed and exported by a patch are listed in the Patch Description attached to the KIDS build for each patch. VistA maintenance personnel should be checking these numbers whenever the system is patched.

In the NPM user menu of FORUM the Routine Inquire option can be used to verify what the current checksum should be. For Example:

```
Select Patch User Menu Option: Routine Inquire

Select ROUTINE NAME: PRCEN

Routine Checksum List                                APR 14,2011  11:30    PAGE 1
Routine Name
-----

PRCEN
Current Checksum: B46938754      Date: FEB  7,2011
      Patch List: **23,148**
---Patch-----Checksum-----
PRC*5.1*23      B18332756
**23**
PRC*5.1*148     B46938754
**23,148**
```

THIS PAGE INTENTIONALLY LEFT BLANK

Appendix C. CLRS Reporting (Purchase Order Data)

This appendix details the structure of the flat files generated from the data extracted from the PROCUREMENT & ACCOUNTING TRANSACTIONS (#442) file. The table names refer to the resulting tables generated from importing the flat files into Microsoft® Access.

Table 11.1. PO Master

Field Name / Header	IFCAP Field Number	Notes
PoId#	Internal ID# of PO	Internal ID# of PO (File 442)
PurchaseOrderNum	.01	Node 0, Piece 1 : file 442
PoDate	.1	Node 1, Piece 14
MonthYearRun	System Generated	Generated by routine ^PRCHLO
StationNum	Taken from PO# value	1 st Piece “-“ delimited, PurchaseOrderNum value
Primary2237	.07	Node 0, Piece 12
MethodOfProcessing	.02	Node 0, Piece 2
LocalProcReasonCode	.25	Node 1, Piece 19
ExpendableNonExpendable	.3	Node 1, Piece 18
SupplyStatus	.5	Node 7, Piece 1
Supply_Status_Order	.7	Node 7, Piece 2
FiscalStatusOrder	.8	Node 7, Piece 4
FCP	1	Node 0, Piece 3
Appropriation	1.4	Node 0, Piece 4
CostCenter	2	Node 0, Piece 5 (Pointer file 420.2)
SubAccount1	3	Node 0, Piece 6
SubAmount1	3.4	Node 0, Piece 7
SubAccount2	4	Node 0, Piece 8
SubAmount2	4.4	Node 0, Piece 9
IENprimary2237	.07	Node 0, Piece 12 (Pointer file 410)
IENmethod OfProcessing	.02	Node 0, Piece 2 (Pointer file 442.5)
IENsupplyStatus	.5	Node 7, Piece 1 (Pointer file 442.3)
IENsubaccount1	3	Node 0, Piece 6 (Pointer file 420.2)

Appendix C. CLRS Reporting (Purchase Order Data)

Field Name / Header	IFCAP Field Number	Notes
IENsubaccount2	4	Node 0, Piece 8 (Pointer file 420.2)
Vendor	5	Node 1, Piece 1
RequestingService	5.2	Node 1, Piece 2
FobPoint	6.4	Node 1, Piece 6
OriginalDeliveryDate	6.9	Node 0, Piece 20
EstCost	7.2	Node 0, Piece 11
SourceCode	8	Node 1, Piece 7
EstShipping	13	Node 0, Piece 13
ShippingLineItemNum	13.1	Node 0, Piece 18
LineItemCount	15	Node 0, Piece 14
PaPpmAuthorizedBuyer	16	Node 1, Piece 10 (Pointer file 200)
AgentAssignedPo	19	Node 12, Piece 2
DatePoAssigned	19.2	Node 12, Piece 5
Remarks	25	Node 16, Piece 0 (442.025 WP field)
OldPoRecord	27	Node 23, Piece 3
NewPoRecord	28	Node 23, Piece 4
PaPpmAuthBuyerSVCint	16:29	File 200, Node 5, Piece 1
PaPpmAuthBuyerSVCext	16:29	File 200, Node 5, Piece 1
AgentAssignedDuz	19	Node 12, Piece 4
AgentAssignedSVCint	19:29	File 200, Node 5, Piece 1
AgentAssignedSVCext	19:29	File 200, Node 5, Piece 1
PcdoVendor	53	Node 23, Piece 14
PurchaseCardUser	56	Node 23, Piece 17 (Pointer file 200)
PurchaseCost	60	Node 23, Piece 21
PurchaseCardHolder	61	Node 23, Piece 22 (Pointer file 200)
Pcdo2237	62	Node 23, Piece 23 (Pointer file 410)
TotalAmount	91	Node 0, Piece 15
NetAmount	92	Node 0, Piece 16

Field Name / Header	IFCAP Field Number	Notes
PurchaseCardUserSVCint	56:29	File 200, Node 5, Piece 1
PurchaseCardUserSVCext	56:29	File 200, Node 5, Piece 1
PurchaseCardHolderSVCint	61:29	File 200, Node 5, Piece 1
PurchaseCardHolderSVCext	61:29	File 200, Node 5, Piece 1
BBFY	26	Node 23, Piece 2
EndDateForServiceOrder	29	Node 23, Piece 5
AutoAccrue	30	Node 23, Piece 6
SubstationIEN	31	Node 23, Piece 7
SubstationExternal	31	Node 23, Piece 7
VendorIEN	5	Node 1, Piece 1
VendorFMSCode	5:34	File 440, Node 3, Piece 4
VendorAltAddrInd	5:35	File 440, Node 3, Piece 5
VendorDandB	5:18.3	File 440, Node 7; Piece 12
Month	21	Computed
Quarter	22	Computed
LastDigitFiscalYear	23	Computed
Actual1358 Balance	94	Node 8, Piece 1
Fiscal1358Balance	95	Node 8, Piece 2
Est1358Balance	96	Node 8, Piece 3
Bulletin_Send	96.7	Node 8, Piece 6
InterfacePkgPrefix	65	Node 24, Piece 3
DocumentID/CommonNumber	102	Node 18, Piece 3
DoYouWantToSendThisEDI?	116	Node 12, Piece 16
ReasonNotCompeted	117	Node 25, Piece 1
NumberOfOffers	118	Node 25, Piece 2
PreAwardSynopsis	119	Node 25, Piece 3
AlternativeAdvertising	120	Node 25, Piece 4
SolicitationProcedure	121	Node 25, Piece 5

Field Name / Header	IFCAP Field Number	Notes
EvaluatedPreference	122	Node 25, Piece 6
FundingAgencyCode	123	Node 25, Piece 7
FundingAgencyOfficeCode	124	Node 25, Piece 8
MultiYear	125	Node 25, Piece 9
EPADesignatedProduct	126	Node 25, Piece 10
ContractBundling	127	Node 25, Piece 11
ExtentCompeted	128	Node 25, Piece 12
Perf.BasedServiceContract	129	Node 25, Piece 13
ClingerCohen	130	Node 25, Piece 14
PlaceOfPerfThisStation	131	Node 25, Piece 15
PlaceOfPerformance	132	Node 25, Piece 16
SendtoFPDS	133	Node 25, Piece 17
DuzPABuyer	16	Node 1, Piece 10
DuzPCUser	56	Node 23, Piece 17
DuzPCHolder	61	Node 23, Piece 22
RegionalACQcenter		Parameter PRCPLO REGIONAL ACQ CENTER

Table 11.2. PO Discount

Field Name / Header	IFCAP Field Number	Notes
PoID#	Internal ID# of PO	Internal ID# of PO (File 442)
PurchaseOrderNum	.01	Node 0, Piece 1 (file 442)
PoDate	.1	Node 1, Piece 15 (file 442)
MonthYearRun	System Generated	Generated by routine ^PRCHLO
StationNum	Taken from PO# value	1 st Piece “-“ delimited, PurchaseOrderNum
DiscountIdNum	14	Node 3, (442.03 Multiple)
DiscountItem	.01	Node 0, Piece 1
PercentDollarAmount	1	Node 0, Piece 2
DiscountAmount	2	Node 0, Piece 3

Field Name / Header	IFCAP Field Number	Notes
ItemCount	3	Node 0, Piece 4
Contract	4	Node 0, Piece 5
LineItem	5	Node 0, Piece 6

Table 11.3. PO Comments

Field Name / Header	IFCAP Field Number	Notes
PoID#	Internal ID# of PO	Internal ID# of PO (File 442)
PurchaseOrderNum	.01	Node 0, Piece 1 (file 442)
PoDate	.1	Node 1, Piece 15 (file 442)
MonthYearRun	System Generated	Generated by routine ^PRCHLO
StationNum	Taken from PO# value	1 st Piece “-“ delimited, PurchaseOrderNum
CommentsIdNum	20	Node 4, (442.05 WP)
Comments	.01	Node 0, Piece 1 Include 1 st 50 characters

Table 11.4. PO BOC

Field Name / Header	IFCAP Field Number	Notes
PoId#	Internal ID# of PO	Internal ID# of PO (File 442)
PurchaseOrderNum	.01	Node 0, Piece 1 (file 442)
PoDate	.1	Node 1, Piece 15 (file 442)
MonthYearRun	System Generated	Generated by routine ^PRCHLO
StationNum	Taken from PO# value	1 st Piece “-“ delimited, PurchaseOrderNum
BocIdNum	41	Node 22, (442.041 multiple)
Subaccount	.01	Node 0, Piece 1
Subamount	1	Node 0, Piece 2
FMSline	2	Node 0, Piece 3

Table 11.5. PO Po2237RefNum

Field Name / Header	IFCAP Field Number	Notes
PoId#	Internal ID# of PO	Internal ID# of PO (File 442)
PurchaseOrderNum	.01	Node 0, Piece 1 (file 442)
PoDate	.1	Node 1, Piece 15 (file 442)
MonthYearRun	System Generated	Generated by routine ^PRCHLO
StationNum	Taken from PO# value	1 st Piece “-“ delimited, PurchaseOrderNum
Z2237IdNum	.05	Node 13, (442.14 Multiple)
Z2237RefNum	.01	Node 0, Piece 1
AccountableOfficer	2	Node 0, Piece 2
DateSigned	4	Node 0, Piece 4
PurchasingAgent	6	Node 0, Piece 5 (Pointer file 200)
TypeOfRequest	9	Node 0, Piece 9
SourceOfRequest	10	Node 0, Piece 10
InvntoryDistPoint	11	Node 0, Piece 11
DuzPA	6	Node 0, Piece 5
DuzAccountableOffice	2	Node 0, Piece 2
PASVCint	6:29	File 200, Node 5, Piece 1
PASVCext	6:29	File 200, Node 5, Piece 1
AccountableOfficeSVCint	2:29	File 200, Node 5, Piece 1
AccountableOfficeSVCext	2:29	File 200, Node 5, Piece 1

Table 11.6. PO Partial

Field Name / Header	IFCAP Field Number	Notes
PoId#	Internal ID# of PO	Internal ID# of PO (File 442)
PurchaseOrderNum	.01	Node 0, Piece 1 (file 442)
PoDate	.1	Node 1, Piece 15 (file 442)
MonthYearRun	System Generated	Generated by routine ^PRCHLO
StationNum	Taken from PO# value	1 st Piece “-“ delimited, PurchaseOrderNum
PartialIdNum	.6	Node 11, (442.11 Multiple)

Field Name / Header	IFCAP Field Number	Notes
Date	.01	Node 0, Piece 1
ScheduledDeliveryDate	.05	Node 1, Piece 8
Subaccount1	1	Node 0, Piece 2 (Pointer 420.2)
Subamount1	2	Node 0, Piece 3
Subaccount2	3	Node 0, Piece 4 (Pointer 420.2)
Subamount2	4	Node 0, Piece 5
Final	8	Node 0, Piece 9
Overage	9	Node 0, Piece 10
TotalAmount	10	Node 0, Piece 12
DiscountPercentDays	12	Node 0, Piece 13
Linecount	13	Node 0, Piece 14
OriginalPartial	21	Node 0, Piece 16
AdjustmentAmendmentNumber	24	Node 0, Piece 21

Table 11.7. PO Remarks

Field Name / Header	IFCAP Field Number	Notes
PoId#	Internal ID# of PO	Internal ID# of PO (File 442)
PurchaseOrderNum	.01	Node 0, Piece 1 (file 442)
PoDate	.1	Node 1, Piece 15 (file 442)
MonthYearRun	System Generated	Generated by routine ^PRCHLO
StationNum	Taken from PO# value	1 st Piece “-“ delimited, PurchaseOrderNum
RemarksIdNum	25	Node 16, (442.025 WP)
Remarks	.01	Node 0, Piece 1, include 1 st 50 characters

Table 11.8. PO Obligation Data

Field Name / Header	IFCAP Field Number	Notes
PoId#	Internal ID# of PO	Internal ID# of PO (File 442)
PurchaseOrderNum	.01	Node 0, Piece 1 (file 442)
PoDate	.1	Node 1, Piece 15 (file 442)
MonthYearRun	System Generated	Generated by routine ^PRCHLO
StationNum	Taken from PO# value	1 st Piece “-“ delimited, PurchaseOrderNum
ObligationDateIdNum	2.4	Node 10, (442.09 Mult)
Tdateref	.01	Node 0, Piece 1
ObligatedBy	1	Node 0, Piece 2
TransactionAmount	2	Node 0, Piece 3
AmendmentNumber	7	Node 0, Piece 10
Z1358Adjustment	8	Node 0, Piece 11
DUZObligatedBy	1	Node 0, Piece 1
IEN1358Adjustment	8	Node 0, Piece 11
DateSigned	5	Node 0, Piece 6
ObligationProcessDate	9	Node 0, Piece 12
AccountingPeriod	10	Node 0, Piece 13
ObligatedBySVCint	1:29	File 200, Node 5, Piece 1
ObligatedBySVCext	1:29	File 200, Node 5, Piece 1

Table 11.9. PO Purchase Method

Field Name / Header	IFCAP Field Number	Notes
PoId#	Internal ID# of PO	Internal ID# of PO (File 442)
PurchaseOrderNum	.01	Node 0, Piece 1 (file 442)
PoDate	.1	Node 1, Piece 15 (file 442)
MonthYearRun	System Generated	Generated by routine ^PRCHLO
StationNumber	Taken from PO# value	1 st Piece “-“ delimited, PurchaseOrderNum
PurchaseMethodIdNum	8.3	Node 14, (442.12 Mult)
PurchaseMethod	.01	Node 0, Piece 1

Table 11.10. PO Prompt Payment Terms

Field Name / Header	IFCAP Field Number	Notes
PoId#	Internal ID# of PO	Internal ID# of PO (File 442)
PurchaseOrderNum	.01	Node 0, Piece 1 (file 442)
PoDate	.1	Node 1, Piece 15 (file 442)
MonthYearRun	System Generated	Generated by routine ^PRCHLO
StationNum	Taken from PO# value	1 st Piece “-“ delimited, PurchaseOrderNum
PaymentTermsIdNum	9.2	Node 5(442.06 Mult)
PromptPaymentPercent	.01	Node 0, Piece 1
DaysTerm	1	Node 0, Piece 2
Contract	2	Node 0, Piece 3
Astr	3	Node 0, Piece 4

Table 11.11. PO Item

Field Name / Header	IFCAP Field Number	Notes
PoId#	Internal ID# of PO	Internal ID# of PO (File 442)
PurchaseOrderNum	.01	Node 0, Piece 1 (file 442)
PoDate	.1	Node 1, Piece 15 (file 442)
MonthYearRun	System Generated	Generated by routine ^PRCHLO
StationNumber	Taken from PO# value	1 st Piece “-“ delimited, PurchaseOrderNum
LineItemIdNum	40	Node 2, (442.01 Mult)
LineItemNumber	.01	Node 0, Piece 1
ItemMasterFileNumber	1.5	Node 0, Piece 5 (pointer 441)
ItemMasterDescription	(not part of File 442) 1.5:.05	If ItemMasterFileNumber present, look up ItemMasterDescription File 441, Node 0, Piece 2
NIF Number	(not part of File 442) 1.5:51	If ItemMasterFileNumber present, look up NIF File 441, Node 0, Piece 15
Quantity	2	Node 0, Piece 2

Appendix C. CLRS Reporting (Purchase Order Data)

Field Name / Header	IFCAP Field Number	Notes
UnitOfPurchase	3	Node 0, Piece 3
PackagingMultiple	3.1	Node 0, Piece 12
ItemDeliveryPoints	3.2	Node 0, Piece 8
Boc	3.5	Node 0, Piece 4
ContractBoa	4	Node 2, Piece 2
ActualUnitCost	5	Node 0, Piece 9
EstUnitCost	5.5	Node 0, Piece 7
FedSupplyClassification	8	Node 2, Piece 3 (Pointer 441.2)
VendorStockNumber	9	Node 0, Piece 6
NationalDrugCode	9.3	Node 0, Piece 15
SKU	9.4	Node 0, Piece 16
NSN	9.5	Node 0, Piece 13
UnitConversionFactor	9.7	Node 0, Piece 17
TotalCost	15	Node 2, Piece 1
DiscountedAmount	16	Node 2, Piece 6
Z410ItemNumber	43	Node 2, Piece 13
LotNumber	45	Node 4, Piece 17
SerialNumber	46	Node 4, Piece 18

Table 11.12. PO Item Description

Field Name / Header	IFCAP Field Number	Notes
PoId#	Internal ID# of PO	Internal ID# of PO (File 442)
PurchaseOrderNum	.01	Node 0, Piece 1 (file 442)
PoDate	.1	Node 1, Piece 15 (file 442)
MonthYearRun	System Generated	Generated by routine ^PRCHLO
StationNum	Taken from PO# value	1 st Piece “-“ delimited, PurchaseOrderNum
LineItemIdNum	Internal ID# of Line Itm	Internal ID# of Line Item
LineItemDescIdNum	1	Node 2 (442.05 WP)
Description	.01	Node 0, Piece 1, 1 st 50 characters

Table 11.13. PO Line Item Date Received

Field Name / Header	IFCAP Field Number	Notes
PoId#	Internal ID# of PO	Internal ID# of PO (File 442)
PurchaseOrderNum	.01	Node 0, Piece 1 (file 442)
PoDate	.1	Node 1, Piece 15 (file 442)
MonthYearRun	System Generated	Generated by routine ^PRCHLO
StationNum	Taken from PO# value	1 st Piece “-“ delimited, PurchaseOrderNum
LineItemIdNum	Internal ID# of Line item	Internal ID# of Line Item
DateReceivedIdNum	20	Node 3 (442.08 Mult)
DateReceived	.01	Node 0, Piece 1
QuantityReceived	1	Node 0, Piece 2
Amount	2	Node 0, Piece 3
PartialNumber	3	Node 0, Piece 4
DiscountedAmount	4	Node 0, Piece 5
AdjustedQuantityRec	6	Node 0, Piece 7
AdjustedAmount	7	Node 0, Piece 8

Table 11.14. PO Item Line Inventory Point

Field Name / Header	IFCAP Field Number	Notes
PoId#	Internal ID# of PO	Internal ID# of PO (File 442)
PurchaseOrderNum	.01	Node 0, Piece 1 (file 442)
PoDate	.1	Node 1, Piece 15 (file 442)
MonthYearRun	System Generated	Generated by routine ^PRCHLO
StationNum	Taken from PO# value	1 st Piece “-“ delimited, PurchaseOrderNum
LineItemIdNum	Internal ID# of Line itm	Internal ID# of Line Item
LineInventoryPtIdNum	47	Node 5 (442.147 Mult)
LineInventoryPoint	.01	Node 0, Piece 1
LineQuantity	1	Node 0, Piece 2
LineDelivery	2	Node 0, Piece 3
QuantityReceivedToDate	3	Node 0, Piece 4

Table 11.15. PO Amount

Field Name / Header	IFCAP Field Number	Notes
PoId#	Internal ID# of PO	Internal ID# of PO (File 442)
PurchaseOrderNum	.01	Node 0, Piece 1 (file 442)
PoDate	.1	Node 1, Piece 15 (file 442)
MonthYearRun	System Generated	Generated by routine ^PRCHLO
StationNum	Taken from PO# value	1 st Piece “-“ delimited, PurchaseOrderNum value
AmountIdNum	35	Node 9 (442.1A Mult)
Amount	.01	Node 0, Piece 1
TypeCode	1	Node 0, Piece 2
CompStatusbusiness	1.1	Node 0, Piece 4 (Pointer 420.6)
PrefProgram	1.2	Node 0, Piece 5 (Pointer 420.6)
Contract	2	Node 0, Piece 3

Table 11.16. PO Amount Brk Code

Field Name / Header	IFCAP Field Number	Notes
PoId#	Internal ID# of PO	Internal ID# of PO (File 442)
PurchaseOrderNum	.01	Node 0, Piece 1 (file 442)
PoDate	.1	Node 1, Piece 15 (file 442)
MonthYearRun	System Generated	Generated by routine ^PRCHLO
StationNum	Taken from PO# value	1 st Piece “-“ delimited, PurchaseOrderNum value
AmountIdNum	Internal ID# of PO amt	Internal ID# of PO Amount
AmountBrkCodeIdNum	3	Node 1 (442.16 Mult)
BreakoutCode	.01	Node 0, Piece 1 (pointer 420.6)

Table 11.17. PO Amendment

Field Name / Header	IFCAP Field Number	Notes
PoId#	Internal ID# of PO	Internal ID# of PO (File 442)
PurchaseOrderNum	.01	Node 0, Piece 1 (file 442)
PoDate	.1	Node 1, Piece 15 (file 442)
MonthYearRun	System Generated	Generated by routine ^PRCHLO
StationNum	Taken from PO# value	1 st Piece “-“ delimited, PurchaseOrderNum
AmendmentIdNum	50	Node 6 (442.07 Mult)
Amendment	.01	Node 0, Piece 1
EffectiveDate	1	Node 0, Piece 2
AmountChanged	2	Node 0, Piece 3
PappmauthorizedBuyer	6	Node 1, Piece 1 (Pointer 200)
AmendmentAdjustmentStatus	9	Node 1, Piece 4 (Pointer 442.3)
DuzPappmAuthBuyer	6	Node1, Piece 1
DuzFiscalApprover	10	Node 1, Piece 5
NameFiscalApprove	10	Node 1, Piece 5
PappmAuthBuyerSVCint	6:29	File 200, Node 5, Piece 1
PappmAuthBuyerSVCext	6:29	File 200, Node 5, Piece 1
FiscalApproverSVCint	10:29	File 200, Node 5, Piece 1
FiscalApproverSVCext	10:29	File 200, Node 5, Piece 1

Table 11.18. PO Amendment Description

Field Name / Header	IFCAP Field Number	Notes
PoID#	Internal ID# of PO	Internal ID# of PO (File 442)
PurchaseOrderNum	.01	Node 0, Piece 1 (file 442)
PoDate	.1	Node 1, Piece 15 (file 442)
MonthYearRun	System Generated	Generated by routine ^PRCHLO
StationNum	Taken from PO# value	1 st Piece “-“ delimited, PurchaseOrderNum
AmendmentIdNum	Int. ID# of Amndmt	Internal ID# of PO Amendment
AmndmtDescIdNum	12	Node 2 (442.13 WP)
Description	.01	Node 0, Piece 1 , 1 st 50 characters

Table 11.19. PO Amendment Change

Field Name / Header	IFCAP Field Number	Notes
PoID#	Internal ID# of PO	Internal ID# of PO (File 442)
PurchaseOrderNum	.01	Node 0, Piece 1 (file 442)
PoDate	.1	Node 1, Piece 15 (file 442)
MonthYearRun	System Generated	Generated by routine ^PRCHLO
StationNum	Taken from PO# value	1 st Piece “-“ delimited, PurchaseOrderNum
AmendmentIdNum	Int. ID# of Amndmt	Internal ID# of PO Amendment
AmndmtChangeIdNum	14	Node 3 (442.714 Mult)
Changes	.01	Node 0, Piece 1
AmendmentType	1	Node 0, Piece 2

Table 11.20. PO Fields to be Captured

Purchase Order Fields To Be Captured For Clinical Logistics Report Server Project	
Field Number	Field Name
.01	PURCHASE ORDER NUMBER (RFX), [0;1]
.02	METHOD OF PROCESSING (R*P442.5'X), [0;2]
.05	2237 REFERENCE NUMBER (Multiple-442.14), [13;0]
	.01 2237 REFERENCE NUMBER (MP410'IX), [0;1]
	2 ACCOUNTABLE OFFICER (*P200'), [0;2]
	4 DATE SIGNED (D), [0;4]
	6 PURCHASING AGENT (*P200'), [0;5]
	9 TYPE OF REQUEST (S), [0;9]
	10 SOURCE OF REQUEST (S), [0;10]
	11 INVENTORY/DISTRIBUTION POINT (P445'), [0;11]
.07	PRIMARY 2237 (*P410'I), [0;12]
.1	P.O. DATE (RDX), [1;15]
.25	LOCAL PROCUREMENT REASON CODE (RP443.8'), [1;19]
.3	EXPENDABLE/NONEXPENDABLE (RS), [1;18]
.5	SUPPLY STATUS (*P442.3'X), [7;1]
.6	PARTIAL (Multiple-442.11), [11;0]
	.001 NUMBER (NJ3,0), []
	.01 DATE (D), [0;1]
	.05 SCHEDULED DELIVERY DATE (DX), [1;8]
	1 SUBACCOUNT1 (P420.2'), [0;2]
	2 SUBAMOUNT1 (NJ9,2), [0;3]
	3 SUBACCOUNT2 (P420.2'), [0;4]
	4 SUBAMOUNT2 (NJ9,2), [0;5]
	8 FINAL (S), [0;9]
	9 OVERAGE (S), [0;10]
	11 TOTAL AMOUNT (NJ10,2), [0;12]
	12 DISCOUNT PERCENT/DAYS (F), [0;13]
	13 LINECOUNT (NJ6,0), [0;14]
	21 ORIGINAL PARTIAL (NJ2,0), [1;16]
	24 ADJUSTMENT/AMENDMENT NUMBER (NJ3,0), [0;21]
.7	SUPPLY STATUS ORDER (NJ3,0), [7;2]
.8	FISCAL STATUS ORDER (NJ3,0), [7;4]
1	FCP (RFX), [0;3]
1.4	APPROPRIATION (RF), [0;4]
2	COST CENTER (RFX), [0;5]
2.4	OBLIGATION DATA (Multiple-442.09), [10;0]
	.01 TT/DATE/REF (MF), [0;1]
	1 OBLIGATED BY (P200'), [0;2]
	2 TRANSACTION AMOUNT (NJ13,2), [0;3]
	7 AMENDMENT NUMBER (NJ6,0), [0;10]

Purchase Order Fields To Be Captured For Clinical Logistics Report Server Project	
Field Number	Field Name
	8 1358 ADJUSTMENT (P410'), [0;11]
3	SUBACCOUNT1 (P420.2'), [0;6]
3.4	SUBAMOUNT1 (NJ9,2), [0;7]
4	SUBACCOUNT2 (P420.2'), [0;8]
4.4	SUBAMOUNT2 (NJ9,2), [0;9]
5	VENDOR (R*P440X), [1;1] *(NOTE: INCLUDE VENDOR DEMOGRAPHICS
5.2	REQUESTING SERVICE (RP49'), [1;2]
6.4	F.O.B. POINT (S), [1;6]
6.9	ORIGINAL DELIVERY DATE (D), [0;20]
7	DELIVERY DATE (RDX), [0;10]
7.2	ESTIMATED COST (NJ10,2), [0;11]
8	SOURCE CODE (R*P420.8'), [1;7]
8.3	PURCHASE METHOD (Multiple-442.12), [14;0]
	.01 PURCHASE METHOD (MRP442.4'), [0;1]
9.2	PROMPT PAYMENT TERMS (Multiple-442.06), [5;0]
	.01 PROMPT PAYMENT PERCENT (RFX), [0;1]
	1 DAYS (TERM) (NJ2,0X), [0;2]
	2 CONTRACT # (FX), [0;3]
	3 ASTR. (F), [0;4]
13	EST. SHIPPING AND/OR HANDLING (NJ7,2XO), [0;13]
13.05	EST. SHIPPING BOC (RFX), [23;1]
13.1	EST. SHIPPING LINE ITEM NO. (NJ3,0), [0;18]
14	DISCOUNT (Multiple-442.03), [3;0]
	.01 DISCOUNT ITEM (MFX), [0;1]
	1 PERCENT/DOLLAR AMOUNT (RNJ5,2X), [0;2]
	2 DISCOUNT AMOUNT (NJ7,2), [0;3]
	3 ITEM COUNT (NJ3,0), [0;4]
	4 CONTRACT # (F), [0;5]
	5 LINE ITEM (NJ3,0), [0;6]
15	LINE ITEM COUNT (RNJ3,0), [0;14]
16	PA/PPM/AUTHORIZED BUYER (R*P200'), [1;10]
19	AGENT ASSIGNED P.O. (P200'I), [12;4]
19.2	DATE P.O. ASSIGNED (D), [12;5]
25	REMARKS (Multiple-442.025), [16;0]
	.01 REMARKS (WL), [0;1]
27	OLD PO RECORD (P442'), [23;3]
28	NEW PO RECORD (P442'), [23;4]
35	AMOUNT (Multiple-442.1), [9;0]
	.01 AMOUNT (NJ10,2), [0;1]
	1 TYPE CODE (R*P420.6'I), [0;2]
	1.1 COMP. STATUS/BUSINESS (R*P420.6'), [0;4]
	1.2 PREF. PROGRAM (R*P420.6'), [0;5]

Appendix C. CLRS Reporting (Purchase Order Data)

Purchase Order Fields To Be Captured For Clinical Logistics Report Server Project	
Field Number	Field Name
2	CONTRACT # (F), [0;3]
3	BREAKOUT CODE (Multiple-442.16), [1;0]
	.01 BREAKOUT CODE (MR*P420.6'X), [0;1]
40	ITEM (Multiple-442.01), [2;0]
	.01 LINE ITEM NUMBER (MRNJ2,0X), [0;1]
1	DESCRIPTION (Multiple-442.05), [1;0]
	.01 DESCRIPTION (W), [0;1]
1.5	ITEM MASTER FILE NO. (*P441'X), [0;5]
2	QUANTITY (RNJ9,2), [0;2]
3	UNIT OF PURCHASE (RP420.5'X), [0;3]
3.1	PACKAGING MULTIPLE (NJ6,0X), [0;12]
3.2	ITEM DELIVERY POINTS (F), [0;8]
3.5	BOC (REFX), [0;4]
4	CONTRACT/BOA # (FX), [2;2]
5	ACTUAL UNIT COST (RNJ12,4XO), [0;9]
5.5	EST. UNIT COST (NJ10,2), [0;7]
8	FEDERAL SUPPLY CLASSIFICATION (RP441.2'X), [2;3]
9	VENDOR STOCK NUMBER (FX), [0;6]
9.3	NATIONAL DRUG CODE (FX), [0;15]
9.4	SKU (P420.5'X), [0;16]
9.5	NSN (FX), [0;13]
9.7	UNIT CONVERSION FACTOR (RNJ6,0X), [0;17]
10	2237 REFERENCE # (P410'), [0;10]
11	QUANTITY PREVIOUSLY RECEIVED (NJ9,2), [2;8]
15	TOTAL COST (RNJ9,2), [2;1]
16	DISCOUNTED AMOUNT (NJ8,2), [2;6]
20	DATE RECEIVED (Multiple-442.08), [3;0]
	.01 DATE RECEIVED (D), [0;1]
	1 QTY BEING RECEIVED (RNJ9,2), [0;2]
	2 AMOUNT (NJ9,2), [0;3]
	3 PARTIAL NUMBER (NJ2,0), [0;4]
	4 DISCOUNTED AMOUNT (NJ11,3), [0;5]
	6 ADJUSTED QUANTITY RECEIVED (NJ9,2), [0;7]
	7 ADJUSTED AMOUNT (NJ8,0), [0;8]
43	410 ITEM NUMBER (NJ3,0), [2;13]
45	LOT NUMBER (F), [4;17]
46	SERIAL NUMBER (F), [4;18]
47	LINE INVENTORY POINT (Multiple-442.147), [5;0]
	.01 LINE INVENTORY POINT (M*P445'), [0;1]
	1 LINE QUANTITY (NJ12,0), [0;2]
	2 LINE DELIVERY (F), [0;3]
	3 QUANTITY RECEIVED TO DATE (NJ7,0I), [0;4]

Purchase Order Fields To Be Captured For Clinical Logistics Report Server Project	
Field Number	Field Name
41	BOC (Multiple-442.041), [22;0]
	.01 SUBACCOUNT (AFX), [0;1]
	1 SUBAMOUNT (NJ10,2), [0;2]
50	AMENDMENT (Multiple-442.07), [6;0]
	.01 AMENDMENT (NJ2,0X), [0;1]
	1 EFFECTIVE DATE (D), [0;2]
	2 AMOUNT CHANGED (NJ10,2), [0;3]
	6 PA/PPM/AUTHORIZED BUYER (R*P200'), [1;1]
	9 AMENDMENT/ADJUSTMENT STATUS (P442.3'), [1;4]
	12 DESCRIPTION (Multiple-442.13), [2;0]
	.01 DESCRIPTION (W), [0;1]
	14 CHANGES (Multiple-442.714), [3;0]
	.01 CHANGES (NJ8,0), [0;1]
	1 AMENDMENT TYPE (NJ2,0), [0;2]
53	PCDO VENDOR (P440'X), [23;14]
56	PURCHASE CARD USER (P200'), [23;17]
60	PURCHASE COST (RNJ12,2), [23;21]
61	PURCHASE CARD HOLDER (P200'), [23;22]
62	PCDO 2237 (P410'), [23;23]
91	TOTAL AMOUNT (RNJ10,2), [0;15]
92	NET AMOUNT (NJ10,2), [0;16]
106	DATE SIGNED (D), [18;7]

Table 11.21. Control Point Activities

Field Name / Header	IFCAP Field Number	Notes
TransactionNumber	.01	Node 0, Piece 1
TransactionIEN	Internal Entry Number	IEN of entry in File 410
StationNumber	.5	Node 0, Piece 5
MonthYearRun	System Generated	Generated by routine ^PRCHLO
TransactionType	1	Node 0, Piece 2
FormType	3	Node 0, Piece 4
SubStationIEN	448	Node 0, Piece 10
SubStationEXT	448	Node 0, Piece 10
RunningBalQuarterDate	449	Node 0, Piece 11
RunningBalStatus	450	Node 0, Piece 12
DateOfRequest	5	Node 1, Piece 1
ClassOfRequestIEN	8	Node 1, Piece 5
ClassOfRequestEXT	8	Node 1, Piece 5
Vendor	11	Node 2, Piece 1
VendorAddress1	11.1	Node 2, Piece 2
VendorAddress2	11.2	Node 2, Piece 3
VendorAddress3	11.3	Node 2, Piece 4
VendorAddress4	11.4	Node 2, Piece 5
VendorCity	11.5	Node 2, Piece 6
VendorState	11.6	Node 2, Piece 7
VendorZIPcode	11.7	Node 2, Piece 8
VendorContact	11.8	Node 2, Piece 9
VendorPhone	11.9	Node 2, Piece 10
VendorIEN	12	Node 3, Piece 4
VendorName	12	Node 3, Piece 4
VendorFMSCCode	12:34	File 440, Node 3, Piece 4

Field Name / Header	IFCAP Field Number	Notes
VendorAlt-Addr-Ind	12:35	File 440, Node 3, Piece 5
VendorDandB	12:18.3	File 440, Node 7, Piece 12
VendorContractNumber	13	Node 3, Piece 10
ControlPoint	15	Node 3, Piece 1
CostCenter	15.5	Node 3, Piece 3
BOC1	17	Node 3, Piece 6
BOC1Amount	17.5	Node 3, Piece 7
AccountingData	28	Node 3, Piece 2
FcpPrj	28.1	Node 3, Piece 12
BBFY	28.5	Node 3, Piece 11
CommittedCost	20	Node 4, Piece 1
DateCommitted	21	Node 4, Piece 2
ObligatedActualCost	22	Node 4, Piece 3
DateObligated	23	Node 4, Piece 4
PurchaseOrderObligationNumber	24	Node 4, Piece 5
AdjustmentAmount	25	Node 4, Piece 6
DateOBLAjusted	26	Node 4, Piece 7
TransactionAmount	27	Node 4, Piece 8
ObligatedByDUZ	29	Node 4, Piece 9
ObligatedByName	29	Node 4, Piece 9
ObligatedBySVCint	29:29	File 200, Node 5, Piece 1
ObligatedBySVCext	29:29	File 200, Node 5, Piece 1
ObligationValCodeDateTime	29.8	Node 4, Piece 13
RequestorDUZ	40	Node 7, Piece 1
RequestorName	40	Node 7, Piece 1
RequestorSVCint	40:29	File 200, Node 5, Piece 1
RequestorSVCext	40:29	File 200, Node 5, Piece 1

Appendix C. CLRS Reporting (Purchase Order Data)

Field Name / Header	IFCAP Field Number	Notes
RequestorTitle	41	Node 7, Piece 2
ApprovOfficialDUZ	42	Node 7, Piece 3
ApprovOfficialName	42	Node 7, Piece 3
ApprovOfficialSVCint	42:29	File 200, Node 5, Piece 1
ApprovOfficialSVCext	42:29	File 200, Node 5, Piece 1
ApprovOfficialTitle	43	Node 7, Piece 4
DateSigned	44	Node 7, Piece 5
ESCodeDateTime	44.6	Node 7, Piece 7
Justification	45	Word Processing field under Node 8
SortGroup	49	Node 11, Piece 1
StationPONoIEN	52	Node 10, Piece 3
StationPONoExt	52	Node 10, Piece 3
PoDate	52	File 442, Node 1, Piece 15
Status	54	Computed Field
Comments	60	Word Processing field under Node 'CO'
ReasonForReturn	61	Word Processing field under Node 13
AuthIEN	19	Node 11, Piece 4 (Pointer 410.9)
AuthCode	19	Node 11, Piece 4
AuthDesc	19:.02	File 410.9, Node 0, Piece 2
SubAuthIEN	19.1	Node 11, Piece 5 (Pointer 410.9)
SubAuthCode	19.1	Node 11, Piece 5
SubAuthDesc	19.1:.02	File 410.9, Node 0, Piece 2
ServiceStartDate	6	Node 1, Piece 6
ServiceEndDate	6.5	Node 1, Piece 7

Table 11.22 Sub Control Point

Field Name / Header	IFCAP Field Number	Notes
TransactionNumber	.01	Node 0, Piece 1
TransactionIEN	Internal Entry Number	IEN of entry in File 410
StationNumber	.5	Node 0, Piece 5
StationPONoIEN	52	Node 10, Piece 3
StationPONoExt	52	Node 10, Piece 3
PoDate	52	File 442, Node 1, Piece 15
MonthYearRun	System Generated	Generated by routine ^PRCHLO
SubControlPoint	.01 of Sub-Control Point multiple (410.04)	Node 0, Piece 1
Amount	1	Node 0, Piece 2
SCPAMT	2	Computed Field

Table 11.23. 1358 Daily Record

Field Name / Header	IFCAP Field Number	Notes
PoIdNum	.02	Node 0, Piece 2
PurchaseOrderNum	.02	Node 0, Piece 2
PoDate	.02:.1	File 442, Node 1, Piece 15
MonthYearRun	System Generated	Generated by routine ^PRCHLO
StationNumber	Taken from PO# value	1 st Piece “-“ delimited, PurchaseOrderNum
AuthorizationNumber	.01	Node 0, Piece 1
TransactionType	.03	Node 0, Piece 3
LiquidationAmount	.04	Node 0, Piece 4
AuthBalance	.05	Node 0, Piece 5
ObligationAmount	.06	Node 0, Piece 6
DateTime	.07	Node 0, Piece 7
UserDUZ	.08	Node 0, Piece 8
UserName	.08	Node 0, Piece 8

UserSVCint	.08:29	File 200, Node 5, Piece 1
UserSVCext	.08:29	File 200, Node 5, Piece1
CompletedFlag	.09	Node 0, Piece 9
Reference	.1	Node 0, Piece 10
LastSequenceUsed	.11	Node 0, Piece 11
AuthAmount	.12	Node 0, Piece 12
OriginalAuthAmount	.13	Node 0, Piece 13
LastEditByDUZ	.14	Node 0, Piece 14
LastEditByName	.14	Node 0, Piece 14
LastEditBySVCint	.14:29	File 200, Node 5, Piece 1
LastEditBySVCext	.14:29	File 200, Node 5, Piece 1
CPApointerIEN	.15	Node 0, Piece 15
CPApointerEXT	.15	Node 0, Piece 15
Comments	1.1	Node 1, Piece 1
InterfaceID	4	Node 2, Piece 2

Table 11.24. 1358 Authorization Detail

Field Name / Header	IFCAP Field Number	Notes
PoIdNum	.02:.02	File 424, Node 0, Piece 2
PurchaseOrderNum	.02:.02	File 424, Node 0, Piece 2
PoDate	.02:.01:.1	File 442, Node 1, Piece 15
MonthYearRun	System Generated	Generated by routine ^PRCHLO
StationNumber	Taken from PO# value	1 st Piece “-“ delimited, PurchaseOrderNum
BillNumber	.01	Node 0, Piece 1
RecordType	.011	Node 0, Piece 11
AuthPointerIEN	.02	Node 0, Piece 2
AuthPointerEXT	.02	Node 0, Piece 2
AuthAmount	.03	Node 0, Piece 3
DateTime	.04	Node 0, Piece 4

Field Name / Header	IFCAP Field Number	Notes
UserDUZ	.05	Node 0, Piece 5
UserName	.05	Node 0, Piece 5
UserSVCint	.05:29	File 200, Node 5, Piece 1
UserSVCext	.05:29	File 200, Node 5, Piece 1
VendorInvoiceNumber	.06	Node 0, Piece 6
FinalBill	.07	Node 0, Piece 7
Reference	.08	Node 0, Piece 8
LastEditedByDUZ	.1	Node 0, Piece 10
LastEditedByName	.1	Node 0, Piece 10
LastEditedBySVCint	.1:29	File 200, Node 5, Piece 1
LastEditedBy SVCext	.1:29	File 200, Node 5, Piece 1
Description	1.1	Word Processing field under Node 1

Table 11.25. Invoice Tracking Header

Field Name / Header	IFCAP Field Number	Notes
InvID	.01	File 421.5 Node 0, Piece 1
Stn	.4	Node 1, Piece2
SubStn	5:31	File 442, Node 23, Piece 7
MonthYrRun	System Generated	Generated by routine ^PRCHLO
InvNbr	1	Node 0, Piece 3
InvDt	2	Node 0, Piece 4
DtRec	3	Node 0, Piece 5
POPtr	5	Node 0, Piece 7 (external)
POIdNum	5	Node 0, Piece 7 (internal)
MOP	5:.2	File 442, Node 0, Piece 2
PONbr	4.5	Node 1, Piece 3
CertReq	.6	Node 0, Piece 27
PPType	4	Node 0, Piece 6

Appendix C. CLRS Reporting (Purchase Order Data)

VendorNm	6	Node 0, Piece 8 (external)
VendorIEN	6	Node 0, Piece 8 (internal)
VendFMSCode	6:34	File 440, Node 3, Piece 4
VendAltI	6:35	File 440, Node 3, Piece 5
DUNS	6:18.3	File 440, Node 7, Piece 12
DiscDays	10	Node 0, Piece 12
DiscTerms	11	Node 0, Piece 13
DtSvcRec	11.5	Node 0, Piece 21
AppShipAmt	12	Node 0, Piece 14
AmtCertPay	13	Node 0, Piece 15
DtSuspLtr	24	Node 1, Piece 4
SusLtrReq	25	Node 1, Piece 5
PartialNbr	26	Node 1, Piece 6
FMSPayVoucher	27	Node 1, Piece 7
GrossAmt	37	Node 1, Piece 8
GrossShip	38	Node 1, Piece 9
Status	50	Node 2, Piece 1
POSuffix	51	Node 2, Piece 2
ExpandedPO	52	Node 2, Piece 3
CurrLoc	53	Node 2, Piece 4
DtCurrLoc	54	Node 2, Piece 5
ChargeLocNm	54.5	Node 2, Piece 17 (external)
ChargeLocDuz	54.5	Node 2, Piece 17 (internal)
ChargeLocSvc	54.5:29	File 200, Node 5, Piece 1
DiscPayDt	55	Node 2, Piece 6
NetPayDt	56	Node 2, Piece 7
DtDueFisc	57	Node 2, Piece 8
DtRetFisc	58	Node 2, Piece 9
CertPayNm	59	Node 2, Piece 10 (external)

CertPayDuz	59	Node 2,Piece 10 (internal)
CertPaySvc	59:29	File 200, Node 5, Piece 1
CompletedNm	60	Node 2, Piece 11 (external)
CompletedDuz	60	Node 2, Piece 11 (internal)
CompletedSvc	60:29	File 200, Node 5, Piece 1
CertValCode	61	Node 2, Piece 12
CertDtTime	61.9	Node 2.1, Piece 5
CompValCode	62	Node 2, Piece 13
CompletedDtTime	62.9	Node 2.1, Piece 6
BullSentYN	63	Node 2, Piece 14
BullSentDt	64	Node 2, Piece 15
CPCertNm	66	Node 2, Piece 18 (external)
CPCertDuz	66	Node 2, Piece 18 (internal)
CPCertSvc	66:29	File 200, Node 5, Piece 1
CPSignDt	67.9	Node 2.1, Piece 9
CertCp	68	Node 1, Piece 11
FMSTxnDt	71	Node 1, Piece 19
AcctMY	72	Node 1, Piece 20
SusReason	23	Word Processing field under node 4

Table 11.26. Invoice Tracking Prompt Payment Terms

Field Name / Header	IFCAP Field Number	Notes
InvID	File 421.5, Field .01	File 421.5, Node 0, Piece 1
Stn	File 421.5, Field .4	File 421.5, Node 1, Piece 2
MonthYrRun	System Generated	Generated by routine ^PRCHLO
PPTIEN	Sub File 421.531, IEN	IEN of Prompt Payment Term entry
InvNbr	File 421.5, Field 1	File 421.5, Node 0, Piece 3
POPtr	File 421.5, Field 7	File 421.5, Node 0, Piece 7 (external)
POIdNum	File 421.5, Field 7	File 421.5, Node 0, Piece 7 (internal)

PptNbr	SubFile 421.531, Field .01	Node 0, Piece 1
TermsType	1	Node 0, Piece 2
DiscPent	2	Node 0, Piece 3
DiscAmt	3	Node 0, Piece 4
DiscDays	4	Node 0, Piece 5

Table 11.27. Invoice Tracking FMS Lines

Field Name / Header	IFCAP Field Number	Notes
InvID	File 421.5, Field .01	File 421.5, Node 0, Piece 1
Stn	File 421.5, Field .4	File 421.5, Node 1, Piece 2
MonthYrRun	System Generated	Generated by routine ^PRCHLO
FMSLIEN	SubFile 421.541, IEN	IEN of FMS Lines entry
InvNbr	File 421.5, Field 1	File 421.5, Node 0, Piece 3
PoPtr	File 421.5, Field 7	File 421.5, Node 0, Piece 7 (external)
POIdNum	File 421.5, Field 7	File 421.5, Node 0, Piece 7 (internal)
BOC	SubFile 521.541, Field .01	Node 0, Piece 1
AcctLnAmt	1	Node 0, Piece 2
LiqAmt	2	Node 0, Piece 3
LiqCode	3	Node 0, Piece 4
FMSLNbr	4	Node 0, Piece 5

Table 11.28. Invoice Tracking Certifying Service

Field Name / Header	IFCAP Field Number	Notes
InvId	File 421.5, Field .01	File 421.5, Node 0, Piece 1
Stn	File 421.5, Field .4	File 421.5, Node 1, Piece 2
MonthYrRun	System Generated	Generated by routine ^PRCHLO

Field Name / Header	IFCAP Field Number	Notes
CertIEN	SubFile 421.51, IEN	IEN of Certifying Service Entry
InvNbr	File 421.5, Field 1	File 421.5, Node 0, Piece 3
POPtr	File 421.5, Field 7	File 421.5, Node 0, Piece 7 (external)
POIdNum	File 421.5, Field 7	File 421.5, Node 0, Piece 7 (internal)
CertSvc	SubFile 421.51, Field .01	Node 0, Piece 1
DtChargeOUT	1	Node 0, Piece 2
ChargeByName	2	Node 0, Piece 3 (external)
ChargeByDuz	2	Node 0, Piece 3 (internal)
ChargeBySvc	2:29	File 200, Node 5, Piece 1

Index

- 2237, 3
 - transmission to A&MM, 5
- AAC, 4
- access
 - security
 - file, 71
- adjustment, 4
- appendices**
 - list of**, xv
- archive/purge menu options suggested order, 250
- archive/purge options, 247
- archive/purge utility files, 246
- archiving and purging, 245
- arrays, 295
- Austin Automation Center (AAC), 4
- auto-generate option, 4
- barcode reader, 4
- block sizing, 9
- budget information
 - Fiscal to Control Point, 5
 - transmission, 5
- bulletins, 233
- Checksums, 307
- components
 - functional
 - IFCAP, 1
- contents
 - table of, vii
- Control Point, 2
 - balance, 2
- Create a Code Sheet
 - option, 4
- Database Integration Agreements, 261
- DataBase Integration Agreements, 265
- DBIAs, 261, 265
- default
 - printer, 11
 - printer codes, 11
- description, 113
 - routines, 13
- distribution order, 4
- documents
 - online and hyperlinks, 8
 - purchasing, 3
- Documents
 - related, vi
- DynaMed
 - Item Display, 229
 - Nightly Item Master File Update, 230
 - Nightly Vendor Master File Updates, 230
 - RILs, 229
- Excel, vi
- exemptions
 - SACC, 285
- expenditure request, 3
- figures**
 - list of**, x
- file
 - block sizing, 9
- file list, 50
 - with description
 - by file name, 67
 - by file number, 50
- file protection, 71
- file security access, 71
- FileMan components, 233
- files
 - list of, 50
- Financial Management System (FMS), 2
- Financial Services Center, 302
- fiscal status of funds
 - update, 4
- flag
 - production/training, 12
- FMS, 2
 - documents, 3
- Forms, 233
- FSC, 302
- funds
 - control, 2
 - disbursement, 2
 - tracking, 2
- Generic Inventory Package (GIP), v, 4
- GIP, v, 4
- globals
 - journaling, 11
- glossary, 299

- Help Frames, 235
- hyperlinks, 8
- icons
 - for boxed notes, 7
- IFCAP
 - and DynaMed, v
 - electronic signature, 2
 - Package Security Guide, vi
 - Release Notes and Installation Guide, vi
 - user guides, vi
- integration
 - of component parts, 5
- internal namespaces, 13
- inventory point
 - multiple, 4
- journaling, 11
- Kernel components, 233
- list
 - .menus, 113
 - menu items, 213
 - of files, 50
 - options, 113
 - routines, 113
- List Templates, 238
- Mail Groups, 239
- menu
 - assigning to user, 107
 - items, 213
 - security keys, 107
 - structure, 107
 - text, 213
- menu text, 113
- Microsoft, vi, 305
- namespaces
 - internal, 13
- obligating
 - purchase order, 3
- obligation
 - transmission to Fiscal, 6
- OLCS, 19, 64, 240, 302
- On-Line Certification System, 302
- option
 - auto-generate, 4
 - Create a Code Sheet, 4
 - list, 113
 - locks, 110
 - package-wide variables, 295
 - physical count, 4
 - PO, 3
 - pointers, 269
 - Primary Inventory, v
 - print templates, 76
 - printer
 - default, 11
 - default codes, 11
 - production/training flag, 12
 - protection
 - file, 71
 - Protocols, 235
 - purchase order
 - obligating, 3
 - Purchase Order (PO), 3
 - purchasing
 - documents, 3
 - purchasing agent, 3
 - PurgeMaster, 245, 249
 - PurgeMaster cross-references, 247
 - Purpose, v
 - receipt
 - distribution orders, 4
 - in purchase order, 4
 - issue book, 4
 - receiving report, 5
 - recommended equipment
 - A&MM, 10
 - Accounting Tech, 10
 - Accounts Receivable, 10
 - Application Coordinator, 10
 - Budget Analyst, 10
 - control points, 10
 - printer, 2237, 10
 - printer, dot matrix, 10
 - printer, FPDS reports, 10
 - printer, Imprest Funds, 10
 - printer, laser, 10
 - printer, purchase orders, 10
 - printer, Receiving Report, 10
 - Warehouse, 10
 - Related documents, vi
 - repetitive item list (RIL), 4
 - Revision History, iii
 - RIL, 4

- routines
 - description, 13
 - list of, 14
- SACC exemptions, 285
- Secondary Inventory, v
- security access
 - file, 71
- security keys, 107, 110
- spreadsheet, vi
- stock adjustments, 4
- Supply Warehouse, v
- symbols, 7
- tables**
 - list of**, xi
 - translation, 12
- templates
 - input, alphabetical, 91
 - input, file number order, 98
 - print, 76
 - print, alphabetical order, 76
 - print, file number order, 81
 - sort, alphabetical, 86
 - sort, file number order, 89
- transfer
 - request to purchase order, 4
 - request to requisition, 4
- translation tables, 12
- transmit
 - code sheet, 4
- user guides
 - IFCAP, vi
- using archive/purge options, 250
- Warehouse—General Inventory/Distribution
 - Menu, v
- Windows**, 305