



MASTER PATIENT INDEX PATIENT DEMOGRAPHICS (MPI/PD) EXCEPTION HANDLING

Version 1.0

December 2001

Revised April 2015

Department of Veterans Affairs
Office of Information Technology
Product Development

Revision History

Table i. Documentation Revision History

Date	Description	Author
4/2015	Patch DG*5.3*886 <ul style="list-style-type: none"> • Added removal instruction to the description of the Bad Address Indicator field. 	Bob Sutton, Technical Writer; Todd Downing, Project Manager
7/2013	Documentation updates from Patches DG*5.3*863, RG*1.0*60, MPIF*1.0*57: <ul style="list-style-type: none"> • The Patient MPI/PD Data Inquiry [RG EXCEPTION TF INQUIRY] option displays the full INTEGRATION CONTROL NUMBER (ICN), which includes the following data from the PATIENT file (#2): <ul style="list-style-type: none"> – INTEGRATION CONTROL NUMBER field (#991.01) – a "V" separator character – ICN CHECKSUM field (#991.02) Example: 1008000002V340972 • The Display Only Query option displays the full INTEGRATION CONTROL NUMBER (ICN), which includes the following data from the PATIENT file (#2): <ul style="list-style-type: none"> – INTEGRATION CONTROL NUMBER field (#991.01) – a "V" separator character – ICN CHECKSUM field (#991.02) • Organization references and links were updated in this manual to reflect the most current changes in the Dept of Veterans Affairs. 	Susan Strack, Technical Writer, Oakland OIFO; Chris Chesney, Team Lead, Birmingham OIFO; Gregory St. Julien, Project Manager
7/2012	Documentation updates <i>not</i> related to a patch release: <ul style="list-style-type: none"> • Replaced VistA Logo w/VA Seal on title page. • Updated Glossary based on HC IdM feedback. 	Susan Strack, Technical Writer, Oakland OIFO; Chris Chesney, Team Lead, Birmingham OIFO; Gregory St. Julien, Project Manager
07/2010	Updates via Patch RG*1*57: MPI_CR1893(MPI_CodeCR1982) as they apply to this manual: <ul style="list-style-type: none"> • The "PMR Potential Match Rev" action has been removed from the MPI/PD Exception Handling [RG EXCEPTION HANDLING] option. • All exceptions of type "Potential Matches Returned (218)" with the status NOT PROCESSED have been marked PROCESSED in the MPI/PD Exception Handling [RG EXCEPTION HANDLING] option. NOTE: The Potential Matches Returned exception in the VistA Exception Handler was made obsolete via VistA Patch MPIF*1*52 in that the logging of Potential Matches Returned exceptions was removed from the VistA HL7 message processor routines.	Susan Strack, Oakland OIFO; Paulette Davis, Birmingham OIFO; Danila Manapsal, Oakland OIFO, Project Manager

Revision History

11/2009	Final updates to documentation implementing feedback from Product Support (PS) for national release.	Susan Strack, Oakland OIFO; Danila Manapsal, Oakland OIFO, Project Manager
8/2009	<p>Updates via Patch RG*1*54:</p> <p>MPI_CR772(MPI_CodeCR1203) HC IdM requested the removal of VistA side bulletins and exceptions related to DOD as follows:</p> <p>These steps are documented in the attachments:</p> <ol style="list-style-type: none"> 1. Remove "Remote Date of Death Indicated" messages. 2. Remove code references to three obsolete Date of Death exceptions. <ul style="list-style-type: none"> 215 - Death Entry on MPI not VISTA, 216 - Death Entry on Vista not MPI, and 217 - Death Entries on MPI and Vista DON'T MATCH. 3. Mark obsolete Date of Death exceptions as processed. <p>A post-init routine will examine the NOT PROCESSED exceptions in the MPI/PD Exception Handling [RG EXCEPTION HANDLING] option. If there are any NOT PROCESSED 215, 216, or 217 exceptions they will be marked as PROCESSED</p> <p>MPI_CR1065(MPI_CodeCR1360) 3.1.9.4 - Create New MPI Exception Type for the Potential Mismatch. Updated the MPI/PD Exception Messages in Appendix A to include this information.</p>	Paulette Davis, Birmingham OIFO; Susan Strack, Oakland OIFO; Danila Manapsal, Oakland OIFO, Project Manager
8/2009	Updated the "MPI/PD Exception Messages <i>Not</i> Listed on the Exception Handling Option" to include the new email "Potential Duplicate PATIENT Records Found by MPI" generated from KERNEL API to Create POTENTIAL DUPLICATE, UNVERIFIED Pairs.	Susan Strack, Oakland OIFO; Tami Winn, Oakland OIFO; Danila Manapsal, Oakland OIFO, Project Manager
7/2009	MPI_CodeCR1713: Identity Management Data Quality (IMDQ) name change to Healthcare Identity Management (HC IdM).	Susan Strack, Oakland OIFO; Danila Manapsal, Oakland OIFO, Project Manager
1/2009	<p>MPI_CR1073 (MPI_CodeCR1429): 3.2.2 - Master Patient Index/Patient Demographics (MPI/PD) VistA Enhancements released with Patch MPIF*1*52:</p> <ul style="list-style-type: none"> • Prevent logging of local exceptions for potential matches. • Auto-resolve existing VistA Potential Match exceptions. • Remove from the MPI/PD Exception Handler the action for resolving a Potential Match Exception and all associated screens and actions. This functionality will be supported by the IMDQ Toolkit. 	Susan Strack, Oakland OIFO; Danny Reed, Birmingham OIFO; Danila Manapsal, Oakland OIFO, Project Manager
6/2008	<p>MPI_CR772(MPI_CodeCR1203) Patch RG*1*52 makes the following changes in the MPI/PD software:</p> <ul style="list-style-type: none"> • MPI/PD Patient Admin User Menu Removed <p>The MPI/PD Patient Admin User Menu [RG ADMIN USER MENU] was distributed with patch RG*1.0*49 (released 4/10/08) as obsolete with an Out of Order message. This option is being</p> 	Susan Strack, Oakland OIFO; Paulette Davis, Birmingham OIFO; Danila Manapsal, Oakland OIFO,

	<p>distributed in this build as DELETE AT SITE in order to remove it from the menu structure. There are other MPI/PD options in the MPIF* and VAFC* namespaces that are also obsolete that will be removed in future MPIF* and DG* patches.</p> <ul style="list-style-type: none"> The following Date of Death exceptions in the MPI/PD Exception Handler have been made obsolete: <ul style="list-style-type: none"> Exception Type: Death Entry on MPI not in VISTA. Description: MPI had Date of Death field populated. Vista did not have Date of Death. Exception number: 215. Exception Type: Death Entry on Vista not in MPI. Description: VISTA had Date of Death field populated. MPI did not have Date of Death. Exception number: 216. Exception Type: Death Entries on MPI and Vista DO NOT Match. Description: MPI and VistA had different dates of death for this patient. Exception number: 217. REMOTE DATE OF DEATH INDICATED Bulletin Made Obsolete: <ul style="list-style-type: none"> The Remote Date of Death Indicated notification message generated from the MPI has been made obsolete. This bulletin indicated that the patient had a date of death entered from the sending site but not at the receiving site. Obsolete Data Removed from the Unresolved Exception Summary report: Data referencing the Patient Data Review and CMOR Requests Status has been removed from the Unresolved Exception Summary report. Those issues were made obsolete in earlier patches. 	Project Manager
4/2008	As of Patch RG*1*49 and DG*5.3*766, the Patient Data Review option has been disabled by placing the MPI/PD Patient Admin User Menu Out of order.	Susan Strack, Oakland OIFO; Paulette Davis, Birmingham OIFO; Danila Manapsal, Oakland OIFO, Project Manager
1/2008	A Remote Procedure Call (RPC) sends a request for data to the Master Patient Index (MPI) from VistA for the Primary View Display from MPI [RG PRIMARY VIEW FROM MPI] option, the View PV Rej Detail (PVR) action, and the MPI Primary View (PR) action on the MPI/PD Exception Handling [RG EXCEPTION HANDLING] option. This RPC has been updated Patch RG*1*53 to allow the query to be resent when delays are encountered.	Susan Strack, Oakland OIFO; Paulette Davis, Birmingham OIFO; Danila Manapsal, Oakland OIFO, Project Manager
12/2007	These are the Release Notes for Patch RG*1*50, which reflects Identity Management Data Quality's (IMDQ) request that the MPI/PD Exception Purge option, [RG EXCEPTION PURGE], be changed to process Primary View Reject exceptions similar to other MPI/PD exception types. Now, the purge job RG EXCEPTION PURGE eliminates duplicate exceptions for the same patient/exception type for <i>all</i> MPI/PD exception types, keeping only the most recent occurrence. ClearQuest Change Request: MPIC_771	Susan Strack, Oakland OIFO; Paulette Davis, Birmingham OIFO; Danila Manapsal, Oakland OIFO, Project Manager

Revision History

<p>8/2007</p>	<p>Documentation updates for the Patches RG*1*48 and MPIF*1*48, including functionality from Patch DG*5.3*756, which is part of the Master Patient Index (MPI) Changes Project, Iteration 4.</p> <ul style="list-style-type: none"> • VA facilities now have the ability to remotely view Primary View patient identity fields on the Master Patient Index (MPI). This information is available on the MPI in the MPI Patient Data Inquiry [MPI DATA MGT PDAT MPI] option. The report generated by this option displays the current activity scores for individual patient identity fields (i.e., Primary View of the MPI). • The CIRN HL7 EXCEPTION LOG file (#991.1) has been modified to record VA facility personnel who use the MPI/PD Exception Handling option to resolved exceptions and the date/time the resolution occurred. Patch RG*1*48 adds the following new fields to File #991.1: <ul style="list-style-type: none"> - DATE/TIME PROCESSED field (#7) - WHO MARKED PROCESSED field (#8) <p>This data is now being captured and Identity Management Data Quality (IMDQ) staff will have the capability to view this information.</p> • A change has been made in the MPI/PD EXCEPTION HANDLING [RG EXCEPTION HANDLING] option. Upon selecting the MPI/PD Exception Handling option, instead of being prompted to run the exception purge, you are now notified when the last purge took place. The purge process runs automatically if it has not run within the past two hours; however, the MPI/PD EXCEPTION PURGE [RG EXCEPTION PURGE] option should be scheduled to run once an hour via Taskman. It can take a few minutes to run, but once the job is finished, you can go back to the Message Exception Menu and choose MPI/PD Exception Handling to view the results of the purge process. • A stand-alone option named View VistA Exceptions for Patient [MPI DATA MGT VISTA EXCEPTION] has been implemented on the MPI in Austin for the Identity Management Data Quality (IMDQ) team allowing them to query a VistA site for a selected patient and view all the existing VistA exceptions for a given date range. The VistA side support for this new MPI option came in as part of Patch RG*1*48. 	<p>Susan Strack, Oakland OIFO; Danny Reed, Paulette Davis, Chris Chesney, Chris Link, and Dan Ihlenfeld, all from Birmingham OIFO; Dan Soraoka, Oakland OIFO, Project Manager</p>
<p>3/2007</p>	<p>As of Patches MPIF*1*46 and RG*1*44, this documentation has been updated to reflect the following:</p> <p>Patch MPIF*1*46:</p> <ul style="list-style-type: none"> • Updated screening to prevent Primary View Reject exceptions from entering the Potential Matches Returned logic. • Changed exception text for the new Primary View Reject exception. <p>Patch RG*1*44:</p> <ul style="list-style-type: none"> • Functionality incorporated into the MPI/PD Exception Handling RG EXCEPTION HANDLING option to automatically process the "Primary View Reject" exceptions. Name change for exception action that processes reject exceptions "PVR View PV Rej Detail." • MPI/PD Exception Purge process updated. For every date that an exception occurs for a patient, the exception occurs in the Exception Handler for review. However, if more than one active Primary View Reject exception occurs during the same day for the same patient, the purge will remove the duplicate occurrences, 	<p>Susan Strack, Oakland OIFO; Danny Reed, Birmingham OIFO; Paulette Davis, Birmingham OIFO; Chris Chesney, Birmingham OIFO; Dan Ihlenfeld, Birmingham OIFO; Dan Soraoka, Oakland OIFO, Project Manager</p>

	leaving only the most recent.	
1/2007	As of Patches MPIF*1*44 the concept of a "CMOR facility" is being phased out and will be replaced by the Primary View when Patch MPI*1*40 is installed on the Austin MPI. VistA Patch MPIF*1*44 sets all VistA options related to "CMOR" out of order, rendering them obsolete. The OUT OF ORDER MESSAGE field for these options is marked as "Obsolete with Patch MPIF*1*44."	Susan Strack, Oakland OIFO; Danny Reed, Birmingham OIFO; Paulette Davis, Birmingham OIFO; Chris Chesney, Birmingham OIFO; Dan Ihlenfeld, Birmingham OIFO; Dan Soraoka, Oakland OIFO, Project Manager
4/2006	Updates to documentation based on Patches MPIF*1*43 and RG*1*43, which comprise the changes to the MPI/PD software resulting from the Health Eligibility Center (HEC) Enumeration to the Master Patient Index (MPI).	Susan Strack, Oakland OIFO; Christine Chesney, Birmingham OIFO; Paulette Davis, Birmingham OIFO; Dan Soraoka, Oakland OIFO, Project Manager
12/2004	Implemented new conventions for displaying TEST data. See Orientation section for details.	Susan Strack, Oakland OIFO
5/2004	MPI/PD VistA Version 1.0 User Manual released in conjunction with patches MPIF*1*33, RG*1*35 and DG*5.3*589 to support the MPI Changes Iteration 2 project.	Susan Strack, Oakland OIFO; Christine Chesney, Oakland OIFO; Christine Link, Birmingham OIFO; Paulette Davis, Birmingham OIFO
12/2003	Updates to documentation based on Patch RG*1*29.	Susan Strack, Oakland OIFO; Lauren Hardeen, Bay Pines OIFO
6/2003	Updates to screen captures and minor changes to text	Lauren Hardeen, Bay Pines OIFO; Susan Strack, Oakland OIFO
11/2002	Updates to screen captures and minor changes to text.	Lauren Hardeen, Bay Pines OIFO
12/2001	MPI/PD VistA Exception Handling	Dianne Barker, Silver Spring OIFO

Patch History

For the current patch history related to this software, please refer to the Patch Module (i.e., Patch User Menu [A1AE USER]) on FORUM.

Contents

Figures xi

Tables xiii

Orientation xv

Chapter 1: Introduction1-1

Chapter 2: Bulletins Sent to the RG CIRN DEMOGRAPHIC ISSUES Mail Group2-1

Chapter 3: Exception Message Processing3-1

 MPI/PD Exception Handling Option to Process MPI/PD Exception Message3-2

 MPI Purge Process3-2

 Processing MPI/VistA Exceptions3-3

 Use Patient MPI/PD Data Inquiry Option to View Patient Exception Information at Your Site3-25

Chapter 4: Resolving Exceptions.....4-1

 MPI/PD Exception Messages Listed on the Exception Handling Option4-1

Glossary 1

Appendix A: Exception Message Processed by MPI/PD 1

Appendix B: Why Doesn't a Patient Have a National ICN? 1

Index 1

Contents

Figures

Figure 1. Inconsistent Data bulletin	2-2
Figure 2. Remote Sensitivity Indicated bulletin.....	2-3
Figure 3. Select MPI/PD Exception Handling option on the MPI/PD Patient Admin Coordinator Menu	3-2
Figure 4. MPI/PD Exception Purge process	3-3
Figure 5. MPI/PD Exception Handling option.....	3-3
Figure 6. View exceptions sorted by date	3-5
Figure 7. View exceptions sorted by patient name	3-5
Figure 8. View selected exception type	3-6
Table 2. MPI/PD Exception Handling actions w/MPI/PD stand-alone options	3-8
Figure 9. MPI/PD Exception Handling option Select Exception action.....	3-9
Figure 10. MPI/PD Data Inquiry action.....	3-10
Figure 11. Send Remote Query action.....	3-11
Figure 12. Check Remote Query action.....	3-12
Figure 13. Display Query Data action	3-13
Figure 14. Select MPI/PD Exception Handling option.....	3-15
Figure 15. Select exception on the Exception Handling option.....	3-16
Figure 16. Select new View PV Rej Detail (PVR) action on the Exception Handling option.....	3-17
Figure 17. Sending a Remote Query for this ICN/Exception Date to the Master Patient Index.....	3-18
Figure 18. MPI Primary View Reject Report sent back from the query to the MPI.....	3-18
Figure 19. Resending a Remote Query for this ICN/Exception Date to the Master Patient Index	3-18
Figure 20. Query not sent again for this ICN/Exception Date because you are viewing it on the same day	3-19
Figure 21. Requesting a new remote query to the MPI.....	3-19
Figure 22. Queries to MPI not returned after 30 Seconds displays "Please try again later"	3-19
Figure 23. Select Update to Processed (UPD) action to remove Primary View Reject exception	3-20
Figure 24. Primary View Reject Exception Status updated to PROCESSED—exception removed.....	3-21
Figure 25. MPI/PD Exception Handling Action—MPI Primary View.....	3-23
Figure 26. Query has never been sent to the MPI PDAT.....	3-23
Figure 27. Query has already been sent to the MPI PDAT—Display existing query data	3-23
Figure 28. Query has already been sent to the MPI PDAT—Do not display existing query data	3-23
Figure 29. Resend query to the MPI PDAT for current patient data	3-24
Figure 30. Query data has NOT returned from the MPI. Please check back later.....	3-24
Figure 31. Patient MPI/PD Data Inquiry	3-25

Figures and Tables

Figure 32. Patient MPI/PD Data Inquiry3-27

Tables

Table i. Documentation Revision History.....	iii
Table 1. Documentation Symbol Descriptions	xv
Table 3. Exception message—"Primary View Reject" and resolution	4-1
Table G-1. Glossary	1
Table A-1. MPI/PD Exception Message.....	1



Orientation

How to Use this Manual


This manual uses several methods to highlight different aspects of the material. The following symbols are used in the manual to alert the reader about special information.

- Various symbols are used throughout the documentation to alert the reader to special information. The following table gives a description of each of these symbols.

Table 1. Documentation Symbol Descriptions

Symbol	Description
	NOTE: Used to inform the reader of general information including references to additional reading material
	CAUTION: Used to caution the reader to take special notice of critical information

- Descriptive text is presented in a proportional font (as represented by this font).
- "Snapshots" of computer online displays (i.e., character-based screen captures/dialogs) and computer source code are shown in a *non*-proportional font and enclosed within a box. Also included are Graphical User Interface (GUI) Microsoft Windows images (i.e., dialogs or forms).
 - User's responses to online prompts will be boldface type.
 - The "<Enter>" found within these snapshots indicate that the user should press the Enter or Return key on their keyboard.
 - Author's comments are displayed in italics or as "callout" boxes.

 **NOTE:** Callout boxes refer to labels or descriptions usually enclosed within a box, which point to specific areas of a displayed image.

- All uppercase is reserved for the representation of M code, variable names, or the formal name of options, field and file names, and security keys (e.g., the XUPROGMODE key).
- Conventions for displaying TEST data in this document are as follows.
 - The first three digits (prefix) of any Social Security Numbers (SSN) will begin with either "000" or "666".
 - Patient and user names will be formatted as follows.

[Application Name]PATIENT,[fictitious given name] and [Application Name]USER,[fictitious given name] respectively

The "Fictitious given name" represents a fabricated given name for the patient or user. This is done to more clearly represent patient and user names used in descriptive text in this documentation. For example, for the Master Patient Index (MPI) test patient and user

names would be documented as follows: MPIPATIENT,NANCY; MPIPATIENT,SAM; MPIPATIENT,DEBRA; etc. and MPIUSER,RICH; MPIUSER,JOHN; etc.

Who Should Read this Manual?

This manual has been written with many job functions in mind. Personnel responsible for registering patients, data integrity, Patient Information Management System (PIMS) Automated Data Processing Application Coordinators (ADPACs), and IRM personnel involved with using all aspects of the Master Patient Index (MPI) should read this manual. If you need more information, it is suggested that you look at the various OIT Product Development Web page for a general orientation to VistA at this address.

<http://vaww.vista.med.va.gov>

NOTE: This is an internal VA Web site and is not available to the public.

Reference Materials

Readers who wish to learn more about the Master Patient Index/Patient Demographic (MPI/PD) software should consult the following Web sites.

- VA Software Document Library at the following address.

<http://www.va.gov/vdl/application.asp?appid=16>

The MPI/PD product documentation, as found at the link above, includes the following manuals.

- *Master Patient Index/Patient Demographics (MPI/PD) User Manual*
- *Master Patient Index/Patient Demographics (MPI/PD) HL7 Interface Specifications*
- *Master Patient Index/Patient Demographics (MPI/PD) Technical Manual*
- *Master Patient Index/Patient Demographics (MPI/PD) Exception Handling*
- *Master Patient Index/Patient Demographics (MPI/PD) Programmer Manual*
- *Master Patient Index (MPI) VistA Monograph*

Also see the following VistA Duplicate Record Merge product documentation, found at the following link <http://www.va.gov/vdl/application.asp?appid=2> , includes the following manuals.

- *Duplicate Record Merge: Patient Merge Release Notes for Kernel Toolkit Patch XT*7.3*113.*
- *Duplicate Record Merge: Patient Merge User Manual, Version 7.3, Patch XT*7.3*113*
- *Duplicate Record Merge: Patient Merge Technical Manual, Version 7.3, Patch XT*7.3*113*

- Master Patient Index (MPI) Web site

<http://vista.med.va.gov/mpi/index.asp>

NOTE: This is an internal VA Web site and is not available to the public.

- Healthcare Identity Management (HC IdM) team at:

<http://vaww.vhadataquality.va.gov/index.php?lang=en>

NOTE: *This is an internal VA Web site and is not available to the public.*

Installation Information and Procedures

The Master Patient Index VistA and Patient Demographics were distributed and installed together. All installation information and procedures involved with the MPI VistA is included in the *CIRN Patient Demographics (CIRN-PD) Pre-Installation and Implementation Guide v.5* document on the VA Software Document Library at the following address.

<http://www.va.gov/vdl/application.asp?appid=16>



NOTE: One of the major pre-implementation tasks is the merging of duplicate patient records at a site. The *"Duplicate Record Merge: Patient Merge (Patch XT*7.3*23) User Manual"* is required for this task. Patches XT*7.3*49, RG*1*6, and RG*1*10 allow sites with MPI/PD to resolve duplicate records. If you do not have these patches installed, it is recommended that the option to merge patient records be placed out of order.

Interaction Between MPI/PD and Other Packages

Because of the close interaction between MPI/PD and other packages, you may also find it helpful to review the documentation for the following VistA software.

- *VistA HL7 V. 1.6*
- *PIMS V. 5.3 Admission, Discharge and Transfer (ADT)*

VistA documentation is made available online in Microsoft Word format and in Adobe Acrobat Portable Document Format (PDF). Adobe Acrobat Portable documents *must* be read using the Adobe Acrobat Reader (i.e., ACROREAD.EXE), which is freely distributed by Adobe Systems Incorporated at the following web address.

<http://www.adobe.com/>

How to Obtain Technical Information Online

Exported VistA M-based file, routine, and global documentation can be generated using Kernel, MailMan, and VA FileMan utilities.



NOTE: Methods of obtaining specific technical information online will be indicated where applicable under the appropriate topic.

Help at Prompts

VistA M-based software provides online help and commonly used system default prompts. Users are encouraged to enter question marks at any response prompt. At the end of the help display, you are immediately returned to the point from which you started. This is an easy way to learn about any aspect of VistA software.

To retrieve online documentation in the form of Help in VistA character-based software:

- Enter a single question mark ("?") at a field/prompt to obtain a brief description. If a field is a pointer, entering one question mark ("?") displays the HELP PROMPT field contents and a list of choices, if the list is short. If the list is long, the user will be asked if the entire list should be displayed. A YES response will invoke the display. The display can be given a starting point by prefacing the starting point with an up-arrow ("^") as a response. For example, ^M would start an alphabetic listing at the letter M instead of the letter A, while ^127 would start any listing at the 127th entry.
- Enter two question marks ("??") at a field/prompt for a more detailed description. Also, if a field is a pointer, entering two question marks displays the HELP PROMPT field contents and the list of choices.
- Enter three question marks ("???") at a field/prompt to invoke any additional Help text that may be stored in Help Frames.

Obtaining Data Dictionary Listings

Technical information about VistA M-based files and their associated fields is stored in data dictionaries. You can use the List File Attributes option on the Data Dictionary Utilities submenu in VA FileMan to print formatted data dictionaries.



NOTE: For details about obtaining data dictionaries and about the formats available, please refer to the "List File Attributes" chapter in the "File Management" section of the *VA FileMan Advanced User Manual*.



DISCLAIMER: The appearance of external hyperlink references in this manual does not constitute endorsement by the Department of Veterans Affairs (VA) of this Web site or the information, products, or services contained therein. The VA does not exercise any editorial control over the information you may find at these locations. Such links are provided and are consistent with the stated purpose of the VA.

Chapter 1: Introduction

Overview of Master Veteran Index (MVI)

The Master Veteran Index (MVI) is the authoritative source for *person identity data*. It maintains identity data for persons across VA systems, provides a unique universal identifier for each person, stores identity data as correlations for each system where a person is known, provides a probabilistic matching algorithm, and includes the Master Patient Index (MPI), Person Service Identity Management (PSIM), and Toolkit (TK). It maintains a “gold copy” known as a “Primary View” of the person’s identity data. Broadcasts identity trait updates to systems of interest.

The MPI is the data store of patient records and one of the component pieces of the Master Veteran Index. It is a cross-reference or index of patients that includes the patient’s related identifiers and other patient identifying information. The MPI is used to associate a patient’s identifiers among multiple ID-assigning entities, possibly including a Health Data Repository, to support the consolidation and sharing of a patient’s health care information across VHA. The MPI is the authoritative source for *patient identity*.



REF(S): For more information on the Master Veteran Index (MVI):

- See the Identity Services TSPR Project Notebook at the following address.
<http://tspr.vista.med.va.gov/warboard/anotebk.asp?proj=1385&Type=Active>
NOTE: This is an internal VA Web site and is not available to the public.
- See the "Glossary" in this manual, specifically the entries for Person Service Identity Management (PSIM), Master Patient Index (MPI), and Toolkit (TK).

Overview of MPI/PD Site Information and Assistance on Resolving MPI/PD Exception Messages

This documentation provides Master Patient Index/Patient Demographics (MPI/PD) sites information and assistance on resolving MPI/PD exception messages.

- Chapter 2 documents patient-related and master file update bulletins sent to the RG CIRN DEMOGRAPHIC ISSUES mail group designed to alert Patient Administration of problems related to information processing.
- Chapter 3 provides information on how to use the MPI/PD Exception Handling option to process and resolve exception messages. The Patient MPI/PD Data Inquiry option is also documented as it pertains to exception handling. This option shows you patient information at your site that is useful when dealing with exception messages.
- Chapter 4 provides strategies for resolving the various exception message types, both included and not included in the MPI/PD Exception Handling option.



NOTE: The MPI/PD Exception Handling option uses a VistA List Manager interface to display exception messages and process the actions involved in resolving them.



NOTE: As of Patch RG*1*48, the CIRN HL7 EXCEPTION LOG file (#991.1) has been modified to record VA facility personnel who use the MPI/PD Exception Handling option to resolved exceptions and the date/time the resolution occurred. The following new fields have been added to File #991.1.

- DATE/TIME PROCESSED field (#7)
- WHO MARKED PROCESSED field (#8)

This data is now being captured and Healthcare Identity Management (HC IdM) staff will have the capability to view this information.



NOTE: A stand-alone option named View VistA Exceptions for Patient [MPI DATA MGT VISTA EXCEPTION] has been implemented on the MPI in Austin for the Healthcare Identity Management (HC IdM) team allowing them to query a VistA site for a selected patient and view all the existing VistA exceptions for a given date range. The VistA side support for this new MPI option came in as part of Patch RG*1*48.

MPI Identity Hub for the Healthcare Identity Management (HC IdM) Team

As of the release of MPI/PD Patches MPIF*1*52 and RG*1*54, the MPI Identity Hub for Healthcare Identity Management (HC IdM) was implemented enabling the change from the current MPI patient deterministic lookup to an Identity Hub based probabilistic patient lookup.

Initiate was purchased to be integrated with the MPI and Person Service Identity Management (PSIM) for the purpose of improving the matching of patients and persons across VHA. PSIM will serve as the interface to the commercial Identity Management system and the MPI will interact with PSIM.

The Initiate centralized probabilistic search algorithm will replace the local VistA KERNEL DUPLICATE RECORD MERGE search process for identifying local potential duplicate PATIENT file (#2) records. When the search algorithm identifies potential duplicates, they are automatically added to the VistA DUPLICATE RECORD file (#15).



NOTE: For more information on the VistA DUPLICATE RECORD MERGE release, please refer to Kernel Toolkit Patch XT*7.3*113.

Chapter 2: Bulletins Sent to the RG CIRN DEMOGRAPHIC ISSUES Mail Group

Several bulletins are sent to the RG CIRN DEMOGRAPHIC ISSUES mail group. These are designed to alert Patient Administration of problems related to information processing. They are.

- **Patient-Related bulletin:**
Remote Sensitivity Indicated
- **Master File Update bulletins:**
Patient Not Found (Treating Facility type)
Inconsistent Data (Treating Facility type)

Patient-Related Bulletins

These messages concern any changes in demographic information for a particular patient. All incoming patient-related messages go through the same validation steps.

1. Do a match on SSN

The first step is to check the incoming HL7 message to insure that certain data in the incoming message matches the information for the patient at the receiving system. This insures that this is the same patient. Data field that is checked is the ICN. If this field does not match, an Inconsistent Data bulletin is generated. In addition, the system compares the SSN; if they do not match, the system will still process the HL7 message and update the patient. It will then generate an Inconsistent Data bulletin.

Figure 1. Inconsistent Data bulletin

Subj: MPI/PD - INCONSISTENT DATA [#93364] 23 Apr 06 14:23 51 Lines
From: MPI/PD PACKAGE in 'IN' basket. Page 1

The MPI/PD Package has received a message from:
ALBANY, NY --> Site Number: 500
This message contains data that is inconsistent
with your site's data.

Local Name: MPIPATIENT,GLENDA
Local SSN: 666438885
Local ICN: 1000304603V565656

Remote Data
FIELD: .01 = MPIPATIENT,GLENDA
FIELD: .02 = FEMALE
FIELD: .03 = 2340512
FIELD: .05 = DIVORCED
FIELD: .08 = ISLAM
FIELD: .09 = 666438885
FIELD: .097 = 2980423
FIELD: .111 = NANCY STREET SENS
FIELD: .1112 = "@"
FIELD: .112 = "@"
FIELD: .113 = "@"
FIELD: .114 = "@"
FIELD: .115 = "@"
FIELD: .117 =
FIELD: .131 = "@"
FIELD: .132 = "@"
FIELD: .211 = "@"
FIELD: .219 = "@"
FIELD: .2403 = "@"
FIELD: .301 = NO
FIELD: .302 = "@"
FIELD: .31115 = "@"
FIELD: .323 = "@"
FIELD: .351 = "@"
FIELD: .361 = EMPLOYEE
FIELD: .3612 = "@"
FIELD: .3615 = "@"
FIELD: 391 = EMPLOYEE
FIELD: 991.01 = 1000304603V565656
FIELD: 991.02 = 842887
FIELD: 991.03 = ALBANY, NY
FIELD: 1901 = NO
FIELD: DFN = 7169753
FIELD: FLD = .111;
FIELD: SENDING SITE = 500
FIELD: SENSITIVITY = "@"
FIELD: SENSITIVITY DATE = "@"
FIELD: SENSITIVITY USER = "@"
FIELD: SITENUM = 500

2. Remote Sensitivity Indicated

Now that you have verified you are working with the correct patient, the system checks the incoming HL7 message to see if the patient is marked as a "Sensitive" patient at the sending site, but not at the receiving site. If this is true, a Remote Sensitivity Indicated bulletin is generated. This is a clue that you may wish to mark the patient's record as "Sensitive" at the receiving site.

Figure 2. Remote Sensitivity Indicated bulletin

```
Subj: Remote Sensitivity Indicated [#93001] 11 Mar 06 13:18 8 Lines
From: MPI/PD PACKAGE in 'IN' basket. Page 1 **NEW**
-----
The MPI/PD Package has received a message from:
ALBANY, NY --> Site Number: 500

This message indicates that Pt. MPIPATIENT, GLENDA is flagged as Sensitive at
the other facility but is not flagged as Sensitive at your facility.
Remote Patient SSN:xxxxxxxxxxxxxxxx
Remote User Who Flagged the Pt as Sensitive: MPIUSER,EMPLOYEE
Date/time remote user Flagged Pt Sensitive: Feb 04, 2006@13:38
```


Chapter 3: Exception Message Processing

This chapter provides information and assistance to Master Patient Index/Patient Demographics (MPI/PD) sites on how to use the MPI/PD Exception Handling option to process and resolve MPI/PD exception messages. The Patient MPI/PD Data Inquiry option is also documented as it pertains to exception handling. This option shows you patient information at your site that is useful when dealing with exception messages.

This manual makes no attempt to document all the Message Exception Menu options. The MPI/PD Exception Handling and Patient MPI/PD Data Inquiry options are the primary focus of MPI/PD exception messaging and are documented in detail in this chapter.

The Message Exception Menu options listed below are *not* documented in this manual.

- Remote Patient Data Query Menu ...
- Display Only Query
- Primary View Display from MPI

All options located on the Message Exception Menu are documented in detail in the "Master Patient Index/Patient Demographics (MPI/PD) Vista User Manual" found at the following Web site.

<http://www.va.gov/vdl/application.asp?appid=16> .

MPI/PD Exception Handling Option to Process MPI/PD Exception Message

The MPI/PD Exception Handling option provides utilities for processing MPI/PD exceptions in the CIRN HL7 EXCEPTION LOG file (#991.1). This List Manager based option displays exceptions and allows the user to choose an exception case for review and resolution.

Select the MPI/PD Exception Handling option on the MPI/PD Patient Admin Coordinator Menu [RG ADMIN COORD MENU] and choose the Message Exception Menu [RG EXCEPTION MENU], Figure 3.

Figure 3. Select MPI/PD Exception Handling option on the MPI/PD Patient Admin Coordinator Menu

```
Select MPI/PD Master Menu Option: COR <Enter> MPI/PD Patient Admin Coordinator Menu

<<----->>
<< You have Primary View Reject exceptions that need to be reviewed using >>
<< the MPI/PD Exception Handling Option on the Message Exception Menu. >>
<<----->>

LOG   Patient Audit Log Reports ...
MSG   Message Exception Menu ...
RPT   Management Reports ...
POC   Add/Edit Point of Contact

Select MPI/PD Patient Admin Coordinator Menu Option: MSG <Enter> Message Exception
Menu

      MPI/PD Exception Handling
      Patient MPI/PD Data Inquiry
      Remote Patient Data Query Menu ...
      Display Only Query
      Primary View Display from MPI

Select Message Exception Menu Option: MPI/PD Exception Handling
```

MPI Purge Process

Upon selecting the MPI/PD Exception Handling option, you are notified when the last purge took place. The purge process runs automatically if it has not run within the past two hours; however, the MPI/PD EXCEPTION PURGE [RG EXCEPTION PURGE] option should be scheduled to run once an hour via Taskman. It can take a few minutes to run, but once the job is finished, you can go back to the Message Exception Menu and choose MPI/PD Exception Handling to view the results of the purge process.

If for any reason the task becomes unscheduled, the time that the purge process last ran will be displayed upon entry into the Exception Handler and this message will be displayed: Please notify IRM if the MPI/PD EXCEPTION PURGE [RG EXCEPTION PURGE] job needs to be rescheduled.



NOTE: ATTENTION IRM: After patch RG*1*48 has been successfully installed, the MPI/PD Exception Purge [RG EXCEPTION PURGE] option should be scheduled to run once per hour. To do this, use the Schedule/Unschedule Options [XUTM SCHEDULE] option on the Taskman Management [XUTM MGR] menu. In the QUEUED TO RUN AT WHAT

TIME field, enter a time that is a few minutes into the future (as soon as possible.) In the RESCHEDULING FREQUENCY field, enter "1H" (1 hour.).

Figure 4. MPI/PD Exception Purge process

Select Message Exception Menu Option: **MPI/PD Exception Handling**

The MPI/PD Exception Purge process last ran May 29, 2007@18:43:35.

The MPI/PD Exception Purge process will now run.
Please come back to this option in five minutes.

Please contact IRM to verify that the MPI/PD EXCEPTION PURGE [RG EXCEPTION PURGE] option is scheduled to run via TaskMan with a frequency of once an hour.

The purge process eliminates duplicate exceptions for the same patient/exception type, keeping only the most recent occurrence.

The MPI/PD EXCEPTION PURGE [RG EXCEPTION PURGE] option should be scheduled to run once an hour via Task Manager. Contact Information Resource Management (IRM) to verify that this job is scheduled and running.

Processing MPI/VistA Exceptions

The MPI/PD Exception Handling option, allows you to process Primary View Reject exceptions.

The option displays a list of exceptions that have not yet been processed, Figure 5. You can sort the list by date (default), patient name, or exception type. You can also choose to view only those of a selected exception type. These first three actions merely change the order that the patients are listed on the screen.

Figure 5 shows that the user initiated the MPI/PD Exception Purge process. Once this process is done running, you can go back to the Message Exception Menu and choose the MPI/PD Exception Handling option again to view the results of the purge process .

Figure 5. MPI/PD Exception Handling option

Select Message Exception Menu Option: **MPI/PD <Enter>** Exception Handling

...EXCUSE ME, LET ME PUT YOU ON 'HOLD' FOR A SECOND...

MPI/PD EXCEPTION HANDLING Jan 13, 2009@00:48:36 Page: 1 of 1
MPI/PD Exception Handling

	Patient	SSN	Dt Rec'd	Exception Type
1	MPIPATIENT, JOSEPH	666554444	3/03/07	Primary View Reject
2	MPIPATIENT, CATHERINE	666123456	3/03/07	Primary View Reject
3	MPIPATIENT, WILLIAM W.	666998877	3/03/07	Primary View Reject
4	MPIPATIENT, ROBERT	666121212	3/05/07	Primary View Reject
5	MPIPATIENT, MARY	666060606	3/05/07	Primary View Reject
6	MPIPATIENT, DAVID L.	666789789	3/05/07	Primary View Reject

Enter ?? for more actions

Exception Message Processing

```
SD  Sort Exceptions by Date          VT  View Selected Exception Type
SN  Sort by Patient Name            SE  Select Exception
ST  Sort by Exception Type
Select Action:Quit// ??
The following actions are also available:
+   Next Screen                    FS  First Screen          SL  Search List
-   Previous Screen                LS  Last Screen          ADPL Auto Display(On/Off)
UP  Up a Line                      GO  Go to Page           QU  Quit
DN  Down a Line                    RD  Re Display Screen
>   Shift View to Right            PS  Print Screen
<   Shift View to Left            PL  Print List
```

The MPI/PD Exception Handling option offers several actions to sort by. You can choose to see only selected exception types, view more detailed information on a particular exception, and perform the actions necessary to process and resolve that exception. These actions are listed below and are documented with screen captures on the following pages.

- SD—Sort Exceptions by Date
- SN—Sort by Patient Name
- ST—Sort by Exception Type
- VT—View Selected Exception Type
- SE—Select Exception

SD—Sort Exceptions by Date

This action allows you to sort exceptions by the date they were received, Figure 6.

Figure 6. View exceptions sorted by date

```
Select Action:Quit// SD <Enter> Sort Exceptions by Date
```

```
SD Sort Exceptions by Date
```

```
MPI/PD EXCEPTION HANDLING      Jan 13, 2009@00:48:36      Page: 1 of 1
```

```
MPI/PD Exception Handling
```

	Patient	SSN	Dt Rec'd	Exception Type
1	MPIPATIENT,ROBERT	666121212	3/05/07	Primary View Reject
2	MPIPATIENT,MARY	666060606	3/05/07	Primary View Reject
3	MPIPATIENT,DAVID L.	666789789	3/05/07	Primary View Reject
4	MPIPATIENT,JOSEPH	666554444	3/03/07	Primary View Reject
5	MPIPATIENT,CATHERINE	666123456	3/03/07	Primary View Reject
6	MPIPATIENT,WILLIAM W.	666998877	3/03/07	Primary View Reject

```
Enter ?? for more actions
```

```
SD Sort Exceptions by Date      VT View Selected Exception Type
```

```
SN Sort by Patient Name        SE Select Exception
```

```
ST Sort by Exception Type
```

```
Select Action:Quit// <Enter>
```

SN—Sort by Patient Name

This action allows you to sort exceptions by patient name, Figure 7.

Figure 7. View exceptions sorted by patient name

```
Select Action:Quit// SN <Enter> Sort by Patient Name
```

```
SN Sort by Patient Name
```

```
MPI/PD EXCEPTION HANDLING      Jan 13, 2009@00:48:36      Page: 1 of 1
```

```
MPI/PD Exception Handling
```

	Patient	SSN	Dt Rec'd	Exception Type
1	MPIPATIENT,CATHERINE	666123456	3/03/07	Primary View Reject
2	MPIPATIENT,DAVID L.	666789789	3/05/07	Primary View Reject
3	MPIPATIENT,JOSEPH	666554444	3/03/07	Primary View Reject
4	MPIPATIENT,MARY	666060606	3/05/07	Primary View Reject
5	MPIPATIENT,ROBERT	666121212	3/05/07	Primary View Reject
6	MPIPATIENT,WILLIAM W.	666998877	3/03/07	Primary View Reject

```
Enter ?? for more actions
```

```
SD Sort Exceptions by Date      VT View Selected Exception Type
```

```
SN Sort by Patient Name        SE Select Exception
```

```
ST Sort by Exception Type
```

```
Select Action:Quit// <Enter>
```

VT—View Selected Exception Type

The View Selected Exception Type action allows you to display all current exceptions by a single exception type, Figure 8.

Figure 8. View selected exception type

```
Select Action:Quit// VT <Enter> View Selected Exception Type
Enter an exception type to view: ??

      Select one of the following:
      234      Primary View Reject

Enter an exception type to view: 234

MPI/PD EXCEPTION HANDLING      Jan 13, 2009@00:48:36      Page:      1 of      1
MPI/PD Exception Handling
```

	Patient	SSN	Dt Rec'd	Exception Type
1	MPIPATIENT,JOSEPH	666554444	3/03/07	Primary View Reject
2	MPIPATIENT,CATHERINE	666123456	3/03/07	Primary View Reject
3	MPIPATIENT,WILLIAM W.	666998877	3/03/07	Primary View Reject
4	MPIPATIENT,ROBERT	666121212	3/05/07	Primary View Reject
5	MPIPATIENT,MARY	666060606	3/05/07	Primary View Reject
6	MPIPATIENT,DAVID L.	666789789	3/05/07	Primary View Reject
+ Enter ?? for more actions				
SD	Sort Exceptions by Date		VT	View Selected Exception Type
SN	Sort by Patient Name		SE	Select Exception
ST	Sort by Exception Type			
Select Action:Quit// <Enter>				

SE—Select Exception action

This action allows you to select a specific exception, providing more detailed information. The following are a list of further actions within the Select Exception action. They allow you to easily check patient data and resolve exceptions without leaving the MPI/PD Exception Handling option.

- **Patient Audit**—Use this action to audit the changes made in the MPI/PD Exception Handling option. The report prints the patient name and DFN, date/time the field was edited, the user who made the change, the field edited, the old value, and the new value. The right margin for this report is 80.
- **Patient Inquiry**—Use this action to do a Patient Inquiry directly from the MPI/PD Exception Handling option. Patient Inquiry is the standard Patient Inquiry option.
- **HINQ Inquiry**—Use this action to do a HINQ Inquiry for a selected patient directly from the MPI/PD Exception Handling option. HINQ Inquiry sends a HINQ Request to the HINQ SUSPENSE file (#39.5). Sites using HINQ Inquiry within the MPI/PD Exception Handling [RG EXCEPTION HANDLING] options, should be sure that the USE HINQ INQUIRY? (#17) field in the MAS PARAMETERS file (#43) is set to YES.
- **MPI Display Only Query**—Use this action to display the information that is on the MPI for a patient directly from the MPI/PD Exception Handling option.
- **Edit Patient Data**—Use this action to edit patient data directly from the MPI/PD Exception Handling option. This action allows you to edit selected fields on the patient.

- **View PV Rej Detail**—Selecting the PVR action automatically sends a Remote Query to the MPI, automatically initiating the following process.
 - Sends a request to the Master Patient Index for information on the rejected edit to the Primary View for the selected patient at your facility, beginning with the date of the Primary View Reject exception.
 - Reports the various statuses of the query in the interim.
 - Displays a screen showing the Primary View Reject Details Report for that patient, which is also available to the HC IdM staff.
- **Update Status to Processed**—Use this action to update the exception status to Processed directly from the MPI/PD Exception Handling option. This action is only used for resolving the three Death entry exceptions.
- **MPI/PD Data Inquiry**—Use this action to display Master Patient Index/Patient Demographics (MPI/PD) information for the selected patient directly from the MPI/PD Exception Handling option. This action allows you to query any facility at which a selected patient has been seen, check the query, and display the remote patient data that is returned from that site. It is documented in detail elsewhere in this manual, in the section titled "MPI/PD Data Inquiry Action."
- **Edit Note**—Use this action to add/edit notes to the exception directly from the MPI/PD Exception Handling option.
- **MPI Primary View**—Use this action to remotely view Primary View patient identity fields on the Master Patient Index (MPI). The functionality is the same for the Primary View Display from MPI [RG PRIMARY VIEW FROM MPI].



NOTE: As of MPI/PD Patch MPIF*1*52, all screens and actions associated with the MPI/PD Exception Handler functionality for resolving Potential Match Exceptions have been removed from MPI/PD. This functionality is now supported in the Identity Management Toolkit.



NOTE: Some of these actions, listed previously, can also be found as stand-alone MPI/PD options, see Table below. The MPI/PD Exception Handling option offers these same options in the form of actions. This is done to make this functionality available and convenient for users to continue working within the MPI/PD Exception Handling option to resolve exceptions.

Table 2. MPI/PD Exception Handling actions w/MPI/PD stand-alone options

Action	Counterpart VistA MPI/PD Option
Patient Audit	Single Patient Audit File Print [RGMT AUDIT SINGLE] on the Patient Audit Log Reports [RG TRAN/AUD AUD REP] menu.
Display Only Qry	Display Only Query [MPIF DISPLAY ONLY QUERY TO MPI] on the Message Exception Menu [RG EXCEPTION MENU].
MPI/PD Data Inquiry	<p>This action allows users to get MPI data and remote data. It comprises the following stand-alone MPI/PD option and menu option.</p> <ul style="list-style-type: none"> • MPI data is also available on the Patient MPI/PD Data Inquiry [RG EXCEPTION TF INQUIRY] option. • Remote data can be derived from the three options (Send Remote Patient Data Query, Check Remote Patient Data Query, and Display Remote Patient Data Query) located on the Remote Patient Data Query Menu [RG REMOTE PDAT MENU].
Primary View Display from MPI	The Primary View Display option is located on the Message Exception Menu [RG EXCEPTION MENU]. It is used to remotely view Primary View patient identity fields on the Master Patient Index (MPI). The same functionality as was described in the previous documentation for the MPI/PD Exception Handling action MPI Primary View, applies to this option. They both behave the same. However, the one difference between them is that the Primary View Display from MPI option offers VA facilities the ability to send remote queries to the MPI to view patient identity data regardless if there is an exception logged for the patient.

The actions in the MPI/PD Exception Handling option are functionally identical to the counterpart stand-alone MPI/PD options. For more information on MPI/PD stand-alone options, see the "MPI/PD User Manual" located at the following Web site.

<http://www.va.gov/vdl/application.asp?appid=16> .

Figure 9. MPI/PD Exception Handling option Select Exception action

```

MPI/PD EXCEPTION HANDLING      Jan 13, 2009@00:48:36      Page:    1 of    1
MPI/PD Exception Handling

      Patient              SSN              Dt Rec'd    Exception Type
-----
1  MPIPATIENT,JOSEPH      666554444    3/03/07    Primary View Reject
2  MPIPATIENT,CATHERINE   666123456    3/03/07    Primary View Reject
3  MPIPATIENT,WILLIAM W.  666998877    3/03/07    Primary View Reject
4  MPIPATIENT,ROBERT      666121212    3/05/07    Primary View Reject
5  MPIPATIENT,MARY        666060606    3/05/07    Primary View Reject
6  MPIPATIENT,DAVID L.    666789789    3/05/07    Primary View Reject

Enter ?? for more actions

SD Sort Exceptions by Date          VT View Selected Exception Type
SN Sort by Patient Name            SE Select Exception
ST Sort by Exception Type
Select Action:Quit// SE <Enter> Select Exception
Select : (1-6): 3
HI Hinq Inquiry                    ED Edit Patient Data          NT Edit Note

-----

                        PVR View PV Rej Detail    PR MPI Primary View

MPI/PD EXCEPTION ACTIONS      Jan 13, 2009@00:52:45      Page:    1 of    1
MPI/PD EXCEPTION HANDLING ACTIONS.

Exception Data
Name:  MPIPATIENT,WILLIAM W.
SSN:   666998877
DOB:   JAN 1,1923
DFN:   100000980
ICN:   1008521579V534601
Date of Death:
Exception Type:  Primary View Reject
Exception Date:  Dec 20, 2006
Exception Status: NOT PROCESSED
Exception Text:  Rejected some fields your site updated for HL
msg# 2000318
Exception Notes:

Enter ?? for more actions

AUD Patient Audit                DO MPI Display Only Qry    UPD Update to Processed
PI Patient Inquiry                ED Edit Patient Data        DI MPI/PD Data Inquiry
HI Hinq Inquiry                    PVR View PV Rej Detail    NT Edit Note
                                      PR MPI Primary View

Select Action:Quit//

```



NOTE: As of Patch MPIF*1*52, all screens and actions associated with the MPI/PD Exception Handler functionality for resolving Potential Match Exceptions have been removed from MPI/PD. This functionality is now supported in the Identity Management Toolkit.

MPI/PD Data Inquiry Action

This MPI/PD exception handling action is located in the MPI/PD Exception Handling option. It is helpful in resolving exceptions because it allows you to query any facility at which a selected patient has been seen, check the query, and display the remote patient data that is returned from that site. The remote data fields retrieved include the Integration Control Number (ICN), patient identifying data, and Treating Facility list.

Figure 10. MPI/PD Data Inquiry action

MPI/PD EXCEPTION ACTIONS		Mar 05, 2007@12:11:11	Page: 1 of 1
MPI/PD EXCEPTION HANDLING ACTIONS.			
Exception Data			
Name:	MPIPATIENT,CLIFFORD		
SSN:	666337777		
DOB:			
DFN:	700000		
ICN:	1099999999V123456		
Date of Death:	FEB 3,1999		
Exception Type:	Primary View Reject		
Exception Date:	Oct 16, 2001		
Exception Status:	PROCESSED		
Exception Text:			
Exception Notes:			
Enter ?? for more actions			
AUD Patient Audit	DO MPI Display Only Qry	UPD Update to Processed	
PI Patient Inquiry	ED Edit Patient Data	DI MPI/PD Data Inquiry	
HI Hinq Inquiry	FVR View PV Rej Detail	NT Edit Note	
		PR MPI Primary View	
Select Action:Quit// DI <Enter> MPI/PD Data Inquiry			

SND—Send Remote Query

Figure 11. Send Remote Query action

```

MPI/PD PATIENT DATA ACTIONS   Mar 05, 2007@12:11:11           Page: 1 of 1
MPI/PD PATIENT DATA

Patient Data
-----
MPI/PD Data for: MPIPATIENT,CLIFFORD (DFN #700000)
Printed Mar 05, 2007@12:11:11 at ALBANY
=====
ICN : 1099999999V123456
SSN  : 666337777
Sex   : MALE
Claim #: 000337777
Date of Birth:
Multiple Birth Indicator: NO
Address: 123 COLLEGE TOWN DR
        SACRAMENTO, CALIFORNIA 95826
Treating Facilities:  Station:      DT Last Treated      Event Reason
-----
BATTLE CREEK          515          Jun 10, 2006@13:20  PATIENT DISCHARGE
+      Enter ?? for more actions
SND  Send Remote Query          DSP  Display Query Data
CHK  Check Remote Query
Select Action:Next Screen//  SND <Enter> Send Remote Query
-> For ICN 1099999999V123456
Query last sent for this ICN on Nov 28, 2001
Select one or more of the following:
1. (502) ALEXANDRIA
2. (504) AMARILLO HCS
3. (515) BATTLE CREEK
4. (520) BILOXI
5. (521) BIRMINGHAM
6. (526) BRONX
7. (619) CENTRAL ALABAMA HCS
8. (674) CENTRAL TEXAS HCS
9. (537) CHICAGO HCS
10. (553) DETROIT
11. (677) EASTERN KANSAS HCS
12. (437) FARGO VAMROC
13. (564) FAYETTEVILLE AR
14. (578) HINES
15. (ALL)
Select site(s) 1-14 or 15 for all: 3,6,9-14
Remote patient data queries will be sent to:
1. (515) BATTLE CREEK
2. (526) BRONX
3. (537) CHICAGO HCS
4. (553) DETROIT
5. (677) EASTERN KANSAS HCS
6. (437) FARGO VAMROC
7. (564) FAYETTEVILLE AR
8. (578) HINES
Do you want to continue? Yes// <Enter> YES
Sending Remote Query to: 437  FARGO VAMROC
Sending Remote Query to: 515  BATTLE CREEK
Sending Remote Query to: 526  BRONX
Sending Remote Query to: 537  CHICAGO HCS
Sending Remote Query to: 553  DETROIT
Sending Remote Query to: 564  FAYETTEVILLE AR
Sending Remote Query to: 578  HINES
Sending Remote Query to: 677  EASTERN KANSAS HCS

```

CHK—Check Remote Query

Figure 12. Check Remote Query action

```

MPI/PD PATIENT DATA ACTIONS   Mar 05, 2007@12:11:11           Page: 1 of 1
MPI/PD PATIENT DATA

Patient Data
-----
MPI/PD Data for: MPIPATIENT,CLIFFORD (DFN #700000)
Printed Mar 05, 2007@12:11:11 at ALBANY
=====
ICN : 1099999999v123456
SSN  : 666337777
Sex   : MALE
Claim #: 000337777
Date of Birth:
Multiple Birth Indicator: NO
Address: 123 COLLEGE TOWN DR
              SACRAMENTO, CALIFORNIA 95826

Treating Facilities:  Station:  DT Last Treated  Event Reason
-----
BATTLE CREEK        515        Jun 10, 2006@13:20  PATIENT DISCHARGE

+      Enter ?? for more actions
SND  Send Remote Query          DSP  Display Query Data
CHK  Check Remote Query
Select Action:Next Screen//  CHK <Enter> Check Remote Query

-> For ICN 1099999999v123456

Select one or more of the following:
1. (515) BATTLE CREEK
2. (526) BRONX
3. (537) CHICAGO HCS
4. (553) DETROIT
5. (677) EASTERN KANSAS HCS
6. (437) FARGO VAMROC
7. (564) FAYETTEVILLE AR
8. (578) HINES
9. (ALL)
Select site(s) 1-8 or 9 for all: 9
BATTLE CREEK status: (Response Received)
BRONX status: (Response Received)
CHICAGO HCS status: (Response Received)
DETROIT status: (Response Received)
EASTERN KANSAS HCS status: (Response Received)
FARGO VAMROC status: (Response Received)
FAYETTEVILLE AR status: (Response Received)
HINES status: (Response Received)
    
```

DSP—Display Query Data

Figure 13. Display Query Data action

```

MPI/PD PATIENT DATA ACTIONS   Mar 05, 2007@12:11:11           Page: 1 of 1
MPI/PD PATIENT DATA

Patient Data
-----
MPI/PD Data for: MPIPATIENT,CLIFFORD (DFN #700000)
Printed Mar 05, 2007@12:11:11 at ALBANY
=====
ICN : 1099999999V123456
SSN  : 666337777
Sex   : MALE
Claim #: 000337777
Date of Birth:
Multiple Birth Indicator: NO
Address: 123 COLLEGE TOWN DR
          SACRAMENTO, CALIFORNIA 95826

Treating Facilities:   Station:   DT Last Treated   Event Reason
-----
BATTLE CREEK          515           Jun 10, 2006@13:20   PATIENT DISCHARGE

+      Enter ?? for more actions
SND  Send Remote Query           DSP  Display Query Data
CHK  Check Remote Query
Select Action:Next Screen//  DSP <Enter> Display Query Data

Display data returned from remote patient data queries.

-> For ICN 1001169316V232323

Select one or more of the following:
1. (515) BATTLE CREEK
2. (526) BRONX
3. (537) CHICAGO HCS
4. (553) DETROIT
5. (677) EASTERN KANSAS HCS
6. (437) FARGO VAMROC
7. (564) FAYETTEVILLE AR
8. (578) HINES
9. (ALL)
Select site(s) 1-8 or 9 for all: 1

-----
MPI/PD REMOTE DATA QUERY   Mar 05, 2007@12:11:11           Page:1 of 3
MPI/PD REMOTE PATIENT DATA

REMOTE PATIENT DATA
-> For ICN 1099999999V123456
    BATTLE CREEK status: (Response Received)

Printed Dec 11, 2001@07:39 at BATTLE CREEK
Enter RETURN to continue or '^' to exit: <Enter>

=====
ICN : 1099999999V123456
SSN  : 666337777
Sex   : MALE

```

```

Claim #: 000337777
Date of Birth:
Multiple Birth Indicator: NO
Address: 123 COLLEGE TOWN DR
          SACRAMENTO, CALIFORNIA 95826

Treating Facilities:   Station:   DT Last Treated   Event Reason
-----
BATTLE CREEK         515         Jun 10, 2006@13:20  PATIENT DISCHARGE
BRONX                 526         Aug 13, 2005@9:45   PATIENT DISCHARGE
CHICAGO HCS          537         Sept 21, 2006@13:00  PATIENT DISCHARGE

Select Action:Next Screen// <Enter>
    
```

Primary View Reject Exception and View PV Rej Detail (PVR) Action on the MPI Exception Handling Option

When patient identity fields are edited at VA facilities and sent to the MPI, those edits *must* meet or exceed the existing authority score and pass the Primary View data rules on a field-by-field basis. If an edit fails to pass both of these tests, the edit to that patient identity field is rejected.

The transition from the Coordinating Master of Record (CMOR) "view" to the Primary View introduces the following new exception type and exception action to the MPI/PD Exception Handling option [RG EXCEPTION HANDLING].

- **Primary View Reject exception type**—Rejected edits to the Primary View on the MPI generate this exception, which is sent back to the site that attempted the edit.
- **View PV Rej Detail (PVR) exception action**—Site personnel can use the View PV Rej Detail (PVR) action to view more details about rejected data from the MPI in Austin, allowing them to see why their edit(s) were rejected.

After review of the Primary View reject, sites can select the UPD action to change the exception status from NOT PROCESSED to PROCESSED. This clears the reject exception off the MPI/PD Exception Handling option.

If a site determines that the rejected data is a valid edit, the only way to get that data updated on the MPI is to contact the Healthcare Identity Management (HC IdM) team and have them make the edit. HC IdM has the ability to overwrite Primary View data.

 **NOTE:** For Healthcare Identity Management (HC IdM) contact information, see the section titled "Contact HC IdM Team if Your Site Determines Rejected Data is Valid" in this documentation.

Upon selection of a reject exception, a remote query is automatically sent to the MPI that will bring back a display of the details allowing sites to see why their edit was rejected.

The following screen captures and descriptive text show the series of events that sites will likely take when reviewing and processing Primary View Reject exceptions.

Figure 14. Select MPI/PD Exception Handling option

```
Select OPTION NAME: RGMGR <Enter> MPI/PD Master Menu

CORD  MPI/PD Patient Admin Coordinator Menu ...
IRM   MPI/PD IRM Menu ...

Select MPI/PD Master Menu Option: COR <Enter> MPI/PD Patient Admin Coordinator Menu

<<----->>
<< You have Primary View Reject exceptions that need to be reviewed using >>
<< the MPI/PD Exception Handling Option on the Message Exception Menu. >>
<<----->>

LOG   Patient Audit Log Reports ...
MSG   Message Exception Menu ...
RPT   Management Reports ...
POC   Add/Edit Point of Contact

Select MPI/PD Patient Admin Coordinator Menu Option: MSG <Enter> Message Exception
Menu

MPI/PD Exception Handling
Patient MPI/PD Data Inquiry
Remote Patient Data Query Menu ...
Display Only Query
Primary View Display from MPI

Select Message Exception Menu Option: MPI/PD Exception Handling
```

Figure 14 shows the selection of the MPI/PD Exception Handling option, located on the Message Exception Menu.

Selecting a Primary View Reject Exception for Processing

The VistA user selects a patient with an exception type of Primary View Reject on the first screen of the MPI/PD Exception Handling option using the Select Exception action. Enter the exception's row number at the "Select Action:" prompt, Figure 15.

Figure 15. Select exception on the Exception Handling option

MPI/PD EXCEPTION HANDLING Jan 11, 2007@10:22:26				Page: 1 of 4
MPI/PD Exception Handling				
	Patient	SSN	Dt Rec'd	Exception Type
1	MPIPATIENT, ANN	666001928	01/10/07	Primary View Reject
2	MPIPATIENT, BILL	666010123P	01/03/07	Primary View Reject
3	MPIPATIENT, CAROL	666022332	01/10/07	Primary View Reject
4	MPIPATIENT, JANE	666272727	01/10/07	Primary View Reject
5	MPIPATIENT, GREG	666230333	12/31/06	Primary View Reject
6	MPIPATIENT, TIM	666002221	01/10/07	Primary View Reject
7	MPIPATIENT, ELLEN	666014040	01/09/07	Primary View Reject
8	MPIPATIENT, SUSAN	666043434	01/09/07	Primary View Reject
9	MPIPATIENT, LUKE	666010122	01/10/07	Primary View Reject
10	MPIPATIENT, PAT	666702020	01/09/07	Primary View Reject
11	MPIPATIENT, MATHEW	666082525	01/10/07	Primary View Reject
12	MPIPATIENT, TREVOR	666101023	01/10/07	Primary View Reject
13	MPIPATIENT, ABRIANNA	666272727	01/10/07	Primary View Reject
14	MPIPATIENT, HADASSAH	666010123P	01/10/07	Primary View Reject
+ Enter ?? for more actions				
SD	Sort Exceptions by Date		VT	View Selected Exception Type
SN	Sort by Patient Name		SE	Select Exception
ST	Sort by Exception Type			
Select Action:Next Screen// SE <Enter> Select Exception				
Select : (1-14): 9				

To begin processing Primary View Reject exceptions, select the new action View PV Rej Detail (PVR) at the "Select Action:" prompt. Figure 16 shows an example of a Primary View Reject exception generated on Jan 10, 2007, with a status of NOT PROCESSED. An edit to one of the patient identity fields caused the error because the authority score was not high enough or it failed a data rule.

Figure 16. Select new View PV Rej Detail (PVR) action on the Exception Handling option

MPI/PD EXCEPTION ACTIONS		Jan 11, 2007@10:24:20	Page: 1 of 1
MPI/PD EXCEPTION HANDLING ACTIONS.			
Exception Data			
Name:	MPIPATIENT, LUKE		
SSN:	666010122		
DOB:	JAN 1, 1922		
DFN:	100001000		
ICN:	1000001627V167209		
Date of Death:			
Exception Type:	Primary View Reject		
Exception Date:	Jan 10, 2007		
Exception Status:	NOT PROCESSED		
Exception Text:	Edits to one or more fields have been rejected for the Primary View on the MPI.		
Exception Notes:			
+ Enter ?? for more actions			
AUD Patient Audit	DO MPI Display Only Qry	UPD Update to Processed	
PI Patient Inquiry	ED Edit Patient Data	DI MPI/PD Data Inquiry	
HI Hinq Inquiry	PVR View PV Rej Detail	NT Edit Note	
		PR MPI Primary View	
Select Action:Quit// PVR <Enter> View PV Rej Detail			

Selecting the View PV Rej Detail Action Automatically Sends a Remote Query to the MPI

Selecting the PVR action automatically initiates the following process.

- Sends a request to the Master Patient Index for information on the rejected edit to the Primary View for the selected patient at your facility, beginning with the date of the Primary View Reject exception.
- Reports the various statuses of the query in the interim.
- Displays a screen showing the Primary View Reject Details Report for that patient.

Exception Message Processing

This process can happen in any of the next four scenarios.

1. Figure 17 shows the output if a query has never been sent to the MPI for the Primary View Reject information on this patient (i.e., this is the first time a request is being sent to the MPI).

Figure 17. Sending a Remote Query for this ICN/Exception Date to the Master Patient Index

```
Select Action:Quit// PVR <Enter> View PV Rej Detail
      Sending a Remote Query to the Master Patient Index.
      This will take some time; please be patient.
```

If you have never sent a query to the MPI for this patient before, when the query returns from the MPI, you will get your data back displayed in a new screen in the form of a Primary View Reject Report, Figure 18.

Figure 18. MPI Primary View Reject Report sent back from the query to the MPI

```
REMOTE PRIMARY VIEW REJECT      Jan 11, 2007@10:24:20      Page:      1 of      1
MPI PRIMARY VIEW REJECT DISPLAY

      MPI Primary View Reject Display
-----
Name: MPIPATIENT,LUKE          DFN: 100001000
SSN: 666010122                ICN: 1000001627V167209

Type of Reject:      Authority Score
Requestor:           Albany
Date/Time of Update: Jan 10, 2007@10:14:59
Date/Time of Reject: Jan 10, 2007@10:15:08

Field: Place of Birth City      Existing Primary View Authority Score
Primary View Value:  JACKSONVILLE      125
Local Edit Value:   JONESVILLE      0
Description

If you believe this edit is valid, contact the IMDQ Team for assistance via
the G.MPIF EXCEPTIONS mailgroup (Vista) or the VHA HC IdM TEAM mailgroup
(Outlook). Transmission of patient sensitive data requires PKI encryption.

Select Action:Next Screen// ^
```

The Healthcare Identity Management (HC IdM) team views this same information in a form called the Primary View Reject Report

2. Figure 19 shows the output if a previous query had already been sent on a prior day to the MPI for this patient with the same exception date.

Figure 19. Resending a Remote Query for this ICN/Exception Date to the Master Patient Index

```
Select Action:Quit// PVR <Enter> View PV Rej Detail
      A query was last sent for this ICN/Exception Date on Jan 11, 2007@11:19:08
      Do you wish to review that existing query data now? YES//
```



NOTE: A new query is sent if the reject exception you are reviewing was not generated on the current date (today's date). This is because there can always be the possibility previous query data may be obsolete.

- Figure 20 shows the output if the previous query had been sent to the MPI for this patient with the same exception date on the same day (today's date). In other words, you've reviewed the exception more than once in one day.

Figure 20. Query not sent again for this ICN/Exception Date because you are viewing it on the same day

```
Select Action:Quit// PVR <Enter> View PV Rej Detail
A query was last sent for this ICN/Exception Date on Jan 11, 2007@11:25:18.
Do you wish to review that existing query data now? YES// <Enter>
```

Pressing the <Enter> key or entering "Yes" at the "Do you wish to review that existing query data now? YES// " prompt in Figure 20 displays the existing Primary View Reject report.

- As a continuation from scenario #3, if for any reason you want to send a new query, simply reject the default answer and respond with "No." Figure 21 shows what you will see.

Figure 21. Requesting a new remote query to the MPI

```
Select Action:Quit// PVR <Enter> View PV Rej Detail
A query was last sent for this ICN/Exception Date on Jan 11, 2007@00:09:14
Do you wish to review that existing query data now? YES// n <Enter> NO
```

Queries to MPI Not Returned After 30 Seconds Displays "Please try again later"

If after you've selected the PVR action the system is busy, it might take some time for the query request to return the data from the MPI. The software will try for up to 30 seconds to get a response. If data is not returned within that timeframe, Figure 22 shows the message you will see. The query can fail due to network or connectivity issues, just check back at a later time to send another query.

Figure 22. Queries to MPI not returned after 30 Seconds displays "Please try again later"

```
Select Action:Quit// PVR <Enter> View PV Rej Detail
Your query request has NOT returned data from the MPI after trying for
30 seconds. This could be due to network issues. Please try again later.
```

Contact HC IdM Team if Your Site Determines Rejected Data is Valid

It is recommended that sites review their rejected data to determine why the reject occurred. This is intended to help determine if local education needs to take place to prevent future data rejects.

VA facilities must contact the Healthcare Identity Management (HC IdM) team in circumstances where legitimate edits are rejected on the MPI because they did *not* pass the initial validation tests. HC IdM has the ability to overwrite Primary View data on the MPI. Once HC IdM has overwritten data, the authoritative score for that data jumps to 1000. This is the maximum score that a field can have. Any further edits to this field will never surpass the score and will stop this edit from being rejected again. This functionality is intended to stabilize correct field values, which are agreed upon between HC IdM and the site.

If a VistA site determines the edit in question is valid, they must contact the HC IdM team for assistance via the following e-mail groups.

- MPIF EXCEPTIONS mail group (local VistA)
- CIRN EXCEPTION MGT mail group (FORUM)
- VHA 19 HDI HC IDM Team distribution group on Outlook



CAUTION: Transmission of patient sensitive data requires Public Key Infrastructure (PKI) encryption.

Marking Reject Exceptions Complete and Clearing them from the Exception Handler

When this information has been reviewed and is no longer needed, return to the MPI/PD EXCEPTION ACTIONS screen. Mark the exception as finished by using the "UPD Update to Processed" action.

Figure 23. Select Update to Processed (UPD) action to remove Primary View Reject exception

MPI/PD EXCEPTION ACTIONS	Jan 11, 2007@10:24:20	Page:	1 of	1
MPI/PD EXCEPTION HANDLING ACTIONS.				
Exception Data				
Name:	MPIPATIENT,LUKE			
SSN:	666010122			
DOB:	JAN 1,1922			
DFN:	100001000			
ICN:	1000001627V167209			
Date of Death:				
Exception Type:	Primary View Reject			
Exception Date:	Jan 10, 2007			
Exception Status:	NOT PROCESSED			
Exception Text:	Edits to one or more fields have been rejected for the Primary View on the MPI.			
Exception Notes:				
Enter ?? for more actions				
PVR View PV Rej Detail				
Select Action:Quit// upd <Enter> Update to Processed				
This option updates the exception status to PROCESSED.				
After it is processed it will not be listed in the summary.				
Are you sure you want to change the status? YES// YES <Enter>				

If your site agrees with the data rejection, the exception is no longer needed. Return to the MPI/PD EXCEPTION ACTIONS screen, Figure 23, and mark the exception status from NOT PROCESSED to PROCESSED, Figure 24, by using the "UPD Update to Processed" action. This will remove the exception off the Exception Handling option.

Figure 24. Primary View Reject Exception Status updated to PROCESSED—exception removed

MPI/PD EXCEPTION ACTIONS	Jan 11, 2007@10:24:20	Page:	1 of 1
MPI/PD EXCEPTION HANDLING ACTIONS.			
Exception Data			
Name:	MPIPATIENT, LUKE		
SSN:	666010122		
DOB:	JAN 1, 1922		
DFN:	100001000		
ICN:	1000001627V167209		
Date of Death:			
Exception Type:	Primary View Reject		
Exception Date:	Dec 04, 2006		
Exception Status:	PROCESSED		
Exception Text:	Edits to one or more fields have been rejected for the Primary View on the MPI.		
Exception Notes:			
Enter ?? for more actions			
AUD Patient Audit	DO MPI Display Only Qry	UPD Update to Processed	
PI Patient Inquiry	ED Edit Patient Data	DI MPI/PD Data Inquiry	
HI Hinq Inquiry	PVR View PV Rej Detail	NT Edit Note	
		PR MPI Primary View	
Select Action:Quit//			

Changing the exception status to PROCESSED, Figure D-13 removes the exception from the Exception Handler.



NOTE: The Remote Primary View Reject action shows one reject per screen.



NOTE: The HC IdM Team has access to the same information in the Primary View Reject Report, as is shown in the Primary View Reject exception found on the MPI/PD Exception Handling option at the VA facilities. This means that HC IdM can access this same information when requested.

Primary View Authority Score Criteria and Data Rules for Evaluating Data Quality

It is recommended that sites review their rejected data to determine why the reject occurred. This is intended to help determine if local education needs to take place to prevent future data rejects.

VA facilities need to contact the Healthcare Identity Management (HC IdM) team in circumstances where legitimate edits are rejected on the MPI, because they did not pass the initial validation tests. HC IdM has the ability to overwrite Primary View data on the MPI. Once HC IdM has overwritten a piece of data, the authoritative score for that data is updated to a range of 775 to 1000. This is the maximum score that a field can get. Any future edits to this field will never surpass the score and will stop this edit from being rejected again. This functionality is intended to stabilize correct field values, which are agreed upon between HC IdM and the site.

If a VistA site determines the edit in question is valid, they must contact the HC IdM team for assistance via the following e-mail groups.

Example Scenario: Site Corrects First Name Which Generates Reject Exception

"George" is the name of a patient who has been actively seen at a VA facility for a long time. At the time of initial data entry, hospital personnel at George's VA facility transposed two characters in his first name (i.e., "Goerge"). George has had a lot of activity at this site (e.g., he was admitted as a patient at one time, he is currently assigned to a Primary Care Team, he has active prescriptions, and has a future appointment date for care, etc.); hence, he has a high authority score for the FIRST NAME patient identity field.

Later, George made a visit to a different VA facility for care. Hospital personnel at this facility notice the error in his first name and attempt to fix it; but in doing so, the VA facility generated a Primary View Reject exception because the MPI rejected the edit.

Why did this happen? It is because this is his first visit to this other facility (e.g., he has never been admitted as a patient; he is not currently assigned to a Primary Care Team at this new facility; he has no active prescriptions [his prescriptions have not been transferred over from his other VA facility yet], etc.). The authority score that George established for his first visit to this second site did not meet or exceed the current authority score for his FIRST NAME patient identity field. Hence, the edit did not pass the validation tests, which resulted in a reject exception.

VA Facilities Can View the Primary View Data on the MPI

VA facilities have the ability to remotely view Primary View patient identity fields on the Master Patient Index (MPI). The report generated by this option displays the current activity scores for individual patient identity fields (i.e., Primary View of the MPI) and the primary view data fields. VA facilities send a remote query to the MPI to view the MPI primary view information. The same capability to examine this data is available in two locations.

- An action named MPI Primary View (PR), which is located on the MPI/PD Exception Handling [RG EXCEPTION HANDLING] option.
- An option named Primary View Display from MPI [RG PRIMARY VIEW FROM MPI], located on the Message Exception Menu [RG EXCEPTION MENU].

There is a difference between the MPI Primary View action on the MPI/PD Exception Handler and the Primary View Display from MPI option. The Primary View Display from MPI option offers VA facilities the ability to send remote queries to the MPI to view patient identity data regardless if there is an exception logged for the patient.

MPI/PD Exception Handling Action: MPI Primary View

The following are instructions for using the MPI Primary View action on the MPI/PD Exception Handling option to remotely view Primary View patient identity fields on the Master Patient Index (MPI). The functionality is the same for the Primary View Display from MPI [RG PRIMARY VIEW FROM MPI].

On the MPI/PD Exception Handling option, choose a patient on the first screen(s) of the Exception Handler using the Select Exception action. Next, select the new action MPI Primary View (PR), Figure 26.

Figure 25. MPI/PD Exception Handling Action—MPI Primary View

AUD Patient Audit	DO MPI Display Only Qry	UPD Update to Processed
PI Patient Inquiry	ED Edit Patient Data	DI MPI/PD Data Inquiry
HI Hinq Inquiry	PVR View PV Rej Detail	NT Edit Note
		PR MPI Primary View

Select Action:Quit// **PR (Enter)** MPI Primary View

Based on the query status of the patient, there are three possible paths that this functionality can take.

1. If a query has *never* been sent to the MPI for this patient, a remote query is sent to the MPI Patient Data Inquiry option for the first time, Figure 26.

Figure 26. Query has never been sent to the MPI PDAT

Sending a Remote Query to the Master Patient Index.
This will take some time; please be patient.

2. If a *previous* query was sent to the MPI for this patient, the following message is shown indicating a query was sent to the MPI and on what date, Figure 27. Selecting *the default answer of YES* displays the MPI Patient Data Inquiry (PDAT) information on the next page/screen.

Figure 27. Query has already been sent to the MPI PDAT—Display existing query data

A query was last sent for this ICN on <date>.
Do you wish to review that existing query data now? YES// **<Enter>**

3. If a *previous* query was sent to the MPI for this patient, the following message is shown indicating a query was sent to the MPI and on what date, Figure 28; however, in this case the user selected not to review the previous query.

Figure 28. Query has already been sent to the MPI PDAT—Do not display existing query data

A query was last sent for this ICN on <date>.
Do you wish to review that existing query data now? YES// **NO**

If for any reason you want to send a new query, simply *reject the default answer and respond NO*. Figure 29.

Figure 29. Resend query to the MPI PDAT for current patient data

```
Sending a Remote Query to the Master Patient Index.  
This will take some time; please be patient.
```

It is possible that it may take some time for the query request to return the data from the MPI. The software will try for up to 30 seconds to get a response. If data is not returned within that timeframe, you might see a message instructing you to check back later to send another query, Figure 30.

Figure 30. Query data has NOT returned from the MPI. Please check back later.

```
Your query request has NOT returned data from the MPI after trying for  
30 seconds. This could be due to network issues. Please try again later.
```

When the query data has returned from the MPI and is available for review, a new page/screen displays the MPI Patient Data Inquiry (PDAT) report.

Why VA Facilities Need to Know the Current Activity Scores for Patient Identity Fields

Patient identity fields in the Primary View of the MPI are evaluated and updated based on scoring and data rules and displayed at the top of the MPI Patient Data Inquiry [MPI DATA MGT PDAT MPI] option.



NOTE: For a list of the patient identity fields that make up the Primary View on the MPI, see the Appendix titled "Primary View Identity Traits" in the Master Patient Index/Patient Demographics (MPI/PD) VistA User Manual.

The Primary View score is evaluated based on criteria captured from patient encounters at VA facilities (e.g., active prescriptions, admission or registration in the last year, lab test, or radiology exam in the last year) that are sending the inbound update (i.e., data entered by users or sent from a system of interest) to the MPI. The score is calculated from data updates coming from the site. Data is weighed on a field-by-field basis against any differences on the MPI to determine if the score for the inbound edits is equal to or greater than the score for the existing Primary View. Next, the inbound edit is evaluated against Primary View data rules.

Edits to key patient identity fields accepted for the update to the Primary View are broadcasted out to all systems of interest for that patient that do not already have the updated data. Data that does not meet or exceed the current score and pass the data rules generate reject exceptions, which are sent back to the site that attempted the edit. This creates an exception type in the MPI/PD Exception Handling option named View PV Rej Detail (PVR). This exception shows them when their edit was rejected and why.

Site edits to patient identity data that have existing activity scores equal to 1000 will cause those edits to reject. Access to the MPI Patient Data Inquiry [MPI DATA MGT PDAT MPI] option allows sites to see the current activity scores providing an understanding why an edit isn't working and is causing a reject exception.

Use Patient MPI/PD Data Inquiry Option to View Patient Exception Information at Your Site

The Patient MPI/PD Data Inquiry [RG EXCEPTION TF INQUIRY] shows you patient information at your site that is useful when dealing with exceptions.

Figure 31. Patient MPI/PD Data Inquiry

```

Select Message Exception Menu Option: Patient MPI/PD Data Inquiry

This report prints MPI/PD Data for a selected patient. The
information displayed includes the Integration Control Number
(ICN), patient identity information, and Treating Facility list.

The information is pulled from the Patient (#2) file and the
Treating Facility List (#391.91) file.

Patient lookup can be done by Patient Name/SSN or by ICN.
Select PATIENT: MPIPATIENT,MICHAEL J. <Enter> 01-01-42 666111111 YES SC VETERAN
(OTHER) *MULTIPLE BIRTH*

DEVICE: HOME// <Enter>

MPI/PD Data for: MPIPATIENT,MICHAEL J. (DFN #100000105)
Printed Mar 05, 2007@12:11:11 at ALBANY
=====
ICN : 100111111V090909
SSN : 666111111
Sex : MALE
Claim #: 000111111
Date of Birth: Jan 01, 1942
Multiple Birth Indicator: YES
Address: 1100 MAIN ST
        BUTLER, MARYLAND 16001

Treating Facilities:  Station:  DT Last Treated          Event Reason
-----
ALBANY                500        JUN 7,2006@15:00      PATIENT ADMISSION
DETROIT               553        none found            none found

ICN History:
-----
100111111V090909 - changed SEP 17, JUN 7,2006@15:00

Additional DPT Data for: MPIPATIENT,MICHAEL J. (DFN #100000105)
=====
PLACE OF BIRTH [CITY]      : COLUMBUS
PLACE OF BIRTH [STATE]    : OHIO
FATHER'S NAME              : MPI,FATHER
MOTHER'S NAME              : MPI,MOTHER
MOTHER'S MAIDEN NAME      : MPIMAIIDEN
NAME OF PRIMARY NEXT OF KIN : MPI,NEXTOFKIN
NEXT OF KIN PHONE NUMBER  : 555-555-1212
NAME OF DESIGNEE          :
EMERGENCY NAME             : MPI,EMERGENCY
MARITAL STATUS             : DIVORCED
RELIGIOUS PREFERENCE      : NO PREFERENCE
ETHNICITY INFORMATION     : HISPANIC OR LATINO

```

Exception Message Processing

RACE INFORMATION (multiple)	:	
PRIMARY ELIGIBILITY CODE	:	NSC
VETERAN (Y/N)?	:	YES
SERVICE CONNECTED PERCENT	:	
PERIOD OF SERVICE	:	VIETNAM ERA
POW STATUS INDICATED?	:	
DATE ENTERED IN PATIENT FILE	:	DEC 19, 2000

Figure 32. Patient MPI/PD Data Inquiry

```

Select Message Exception Menu Option: Patient MPI/PD Data Inquiry

This report prints MPI/PD Data for a selected patient.  The
information displayed includes the Integration Control Number
(ICN), patient identity information, and Treating Facility list.

The information is pulled from the Patient (#2) file and the
Treating Facility List (#391.91) file.

Patient lookup can be done by Patient Name/SSN or by ICN.

Select PATIENT:  MPIPATIENT,MICHAEL J. <Enter> 01-01-42    666111111    YES    SC
VETERAN (OTHER)

DEVICE: HOME// <Enter>

MPI/PD Data for: MPIPATIENT,MICHAEL J.  (DFN #100000105)
Printed Mar 05, 2007@12:11:11 at ALBANY
=====
ICN : 1001111111V090909
SSN   : 666111111
Sex   : MALE
Claim #: 000111111
Date of Birth: Jan 01, 1942
Multiple Birth Indicator: YES
Address: 1100 MAIN ST
        BUTLER, MARYLAND 16001

Treating Facilities:  Station:  DT Last Treated      Event Reason
-----
ALBANY                500        JUN 7,2006@15:00    PATIENT ADMISSION
DETROIT               553        none found          none found

ICN History:
-----

Additional DPT Data for: MPIPATIENT,MICHAEL J.  (DFN #100000105)
=====
PLACE OF BIRTH [CITY]      : COLUMBUS
FATHER'S NAME              : MPI,FATHER
MOTHER'S NAME              : MPI,MOTHER
MOTHER'S MAIDEN NAME      : MPIMAIDEN
NAME OF PRIMARY NEXT OF KIN : MPI,NEXTOFKIN
NEXT OF KIN PHONE NUMBER  : 555-555-1212
NAME OF DESIGNEE          :
EMERGENCY NAME            : MPI,EMERGENCY
MARITAL STATUS             : DIVORCED
RELIGIOUS PREFERENCE      : NO PREFERENCE
ETHNICITY INFORMATION     : HISPANIC OR LATINO
RACE INFORMATION (multiple) :
PRIMARY ELIGIBILITY CODE  : NSC
VETERAN (Y/N)?            : YES
SERVICE CONNECTED PERCENT :
PERIOD OF SERVICE         : VIETNAM ERA
POW STATUS INDICATED?    :
DATE ENTERED IN PATIENT FILE : DEC 19, 2000

```

Exception Message Processing

Chapter 4: Resolving Exceptions

This chapter describes strategies for resolving exception messages included in the MPI/PD Exception Handling option. The section is categorized by first listing the exception message itself, then by providing the recommended approach to its resolution.

MPI/PD Exception Messages Listed on the Exception Handling Option

Table 3. Exception message—"Primary View Reject" and resolution

<p>Exception Message</p>	<p>Primary View Reject</p> <p>Rejected edits to the Primary View on the MPI generate this exception, which is sent back to the site that attempted the edit. Site personnel can use this exception to view more details about rejected data from the MPI in Austin, allowing them to see why their edit was rejected.</p>
<p>Resolution</p>	<p>It is recommended that sites review their rejected data to determine why the reject occurred. This is intended to help determine if local education needs to take place to prevent future data rejects.</p> <p>If your site determines the edit in question is valid, contact the HC IdM team for assistance via the following e-mail groups.</p> <ul style="list-style-type: none"> • MPIF EXCEPTIONS mail group (local VistA) • CIRN EXCEPTION MGT mail group (FORUM) • VHA 19 HDI HC IDM Team distribution group on Outlook <p>Marking Reject Exceptions Complete and Clearing them from the Exception Handler</p> <p>When this information has been reviewed and is no longer needed, return to the MPI/PD EXCEPTION ACTIONS screen. Mark the exception as finished by using the "UPD Update to Processed" action.</p>

Resolving Exceptions

Glossary

Table G-1. Glossary

.001 Field	A field containing the internal entry number of the record.
.01 Field	The one field that must be present for every file and file entry. It is also called the NAME field. At a file's creation the .01 field is given the label NAME. This label can be changed.
10-10EZ	Form used to apply for health benefits.
abbreviated response	This feature allows you to enter data by typing only the first few characters for the desired response. This feature will not work unless the information is already stored in the computer.
Accept Agreement	Part of the validation and agreement to the privacy regulations associated with Toolkit (IdM TK).
access code	A code that, along with the Verify code, allows the computer to identify you as a user authorized to gain access to the computer. Your code is greater than 6 and less than 20 characters long; can be numeric, alphabetic, or a combination of both; and is usually assigned by a site manager or application coordinator. It is used by the Kernel's Sign-on/Security system to identify the user (see Verify Code).
active patients	Patients who have been seen at a site within the past three years.
ADPAC	Automated Data Processing Application Coordinator.
ADR	The Administrative Data Repository is the authoritative data store within VHA for cross-cutting person administrative information. The Administrative Data Repository contains identification and cross-cutting demographics data as well as other administrative information. Patient Information Management System (PSIM) uploads the identity demographic data to the ADR. May also include subset of the Enrollment database. May also be referred to as ADR-N or ADR-L to designate a national or local instance.
ADT	Admission Discharge and Transfer- Part of the Patient Information Management System (PIMS).
ADT/HL7 PIVOT File	Changes to any of the fields of patient information will be recorded and an entry created in the ADT/HL7 PIVOT file (#391.71). When an update to a patient's treating facility occurs, this event is to be added to the ADT/HL7 PIVOT file (#391.71) and marked for transmission. A background job will collect these updates and broadcast the appropriate HL7 message (ADT-A08 Patient Update).
AITC	The Master Patient Index (MPI) is located at the Austin Information Technology Center (AITC).
alerts	Brief online notices that are issued to users as they complete a cycle through the

menu system. Alerts are designed to provide interactive notification of pending computing activities, such as the need to reorder supplies or review a patient's clinical test results. Along with the alert message is an indication that the View Alerts common option should be chosen to take further action.

Ancillary Reviewer This can be a single person or group of people given the responsibility to conduct reviews of potential duplicate record pairs with data in files other than the PATIENT file (#2). For example, selected personnel in Laboratory, Radiology, and Pharmacy.

ANSI American National Standards Institute.

ANSI M The M (formerly known as MUMPS) programming language is a standard recognized by the American National Standard Institute (ANSI). M stands for Massachusetts Utility Multi-programming System.

API Program calls provided for use by application programmers. APIs allow programmers to carry out standard computing activities without needing to duplicate utilities in their own software. APIs also further DBA goals of system integration by channeling activities, such as adding new users, through a limited number of callable entry points. VistA APIs fall into the following three categories.

- The first category is "Supported API" These are callable routines, which are supported for general use by all VistA applications.
- The second category is "Controlled Subscription API." These are callable routines for which you must obtain an Integration Agreement (IA - formerly referred to as a DBIA) to use.
- The third category is "Private API," where only a single application is granted permission to use an attribute/function of another VistA package.

These IAs are granted for special cases, transitional problems between versions, and release coordination.

application Any software that executes logic or rules which allow people to interface with the computer and programs which collect, manipulate, summarize, and report data and information. .

application coordinator Designated individuals responsible for user-level management and maintenance of an application package such as IFCAP, Lab, Pharmacy, Mental Health, etc.

application server Software/hardware for handling complex interactions between users, business logic, and databases in transaction-based, multi-tier applications. Application servers, also known as app servers, provide increased availability and higher performance.

array An arrangement of elements in one or more dimensions. An M array is a set of nodes referenced by subscripts that share the same variable name.

AT-SIGN ("@") A VA FileMan security Access code that gives the user programmer-level access to files and to VA FileMan's developer features. See Programmer Access. Also,

the character "@" (i.e., at-sign, Shift-2 key on most keyboards) is used at VA FileMan field prompts to delete data.

attribute

VHA Definition:

- These are Persons Traits or Meta-Data about the Primary View or the Correlation.

Identity Hub™ Definition:

- Members have attributes, like Name, Gender, Address, Phone, Birth Date, SSN.
- Attributes are stored in tables according to Segments. Segments are “attribute types” The MEMPHONE segment can hold Home Phone, Cell Phone, and Fax Number information.

authentication

Verifying the identity of the end-user.

authorization

Granting or denying user access or permission to perform a function.

Auto Link Threshold or Threshold, Auto Link

The Auto Link Threshold is the level that a Comparison Score must meet or exceed in order for two or more Identity Profiles to be considered the same unique Person Identity.

auto-resolved

Exception cases automatically closed by the System without action by the HealthCare Identity Management (HC IdM) staff.

auto-update

The term "auto-update" refers to fields that are updated from a central database (i.e., the Master Patient Index).

Bad Address Indicator (BAI)

The Bad Address Indicator field applies to the address at which the patient resides. This field should be set as follows (if applicable).

- "UNDELIVERABLE" - Bad Address based on returned mail.
- "HOMELESS" - Patient is known to be homeless.
- "OTHER" - Other Bad Address Reason

Setting this field will prevent a Bad Address from being shared with HEC and other VAMC facilities. Once the Bad Address Indicator is set, incoming “newer” addresses will automatically remove the Bad Address Indicator, and allow the “updated” address to be transmitted to HEC and other VAMC Facilities. To manually remove the Bad Address Indicator enter the "@" symbol.

batch acknowledgements

The format of a HL7 batch acknowledgement message consists entirely of a group of ACK (acknowledgment) messages. In the case of MPI, batch acknowledgements are returned during the initialization process and during the Local/Missing ICN Resolution job. The background job files the ICN, ICN checksum and CMOR, updates the MPI, and then the associated treating facilities and systems. Data returned from this process constitute the acknowledgment of the batch message.

batch messages	There are instances when it is convenient to transfer a batch of HL7 messages. Common examples related to MPI are queries sent to the MPI for an ICN during the initialization process, the resolution of Local or Missing ICNs, and CMOR Batch Comparisons. Such a batch could be sent online using a common file transfer protocol. In the case of the MPI, the HL7 Batch Protocol uses the Batch Header Segment (BHS) and Batch Trailer Segment (BTS) message segments to delineate the batch.
BHIE	Bidirectional Health Information Exchange
bulletins	Electronic mail messages that are automatically delivered by VistA MailMan under certain conditions. For example, a bulletin can be set up to "fire" when database changes occur, such as adding a new Institution in the INSTITUTION file (#4). Bulletins are fired by bulletin-type cross-references.
business requirements	<ul style="list-style-type: none">• Requirements state the customer needs the project output will satisfy. Requirements typically start with phrase "The system shall ..." Business requirements refers to how the project will satisfy the business mission of the customer.• Business requirements refer to business functions of the project, such as project management, financial management, or change management.
business rule	<ul style="list-style-type: none">• A policy imposed by the business, or an external entity, on the system used in the process of conducting that business.• A special category of a requirement. A business rule is directive, policy, or procedure within an organization that describes the relationship between two or more entities. Business rules may also come from outside sources such as government regulations and membership association guidelines.
cache	Cache memory is a small area of very fast RAM used to speed exchange of data. Also, a file or directory included on your computer's hard drive which automatically stores the text and graphics from a web page you pull up, which, in turn, allows you to go back to that web page, without having to wait for the information to reload.
CAIP	Cross-Application Integration Protocol. A framework which provides both applications and services with support for software procedure calls across systems and applications that rely upon infrastructure and middleware technologies, while simultaneously minimizing the direct dependencies of these same applications and services upon these enabling technologies.
callable entry point	An authorized programmer call that may be used in any VistA application package. The DBA maintains the list of DBIC-approved entry points.
CAPRI	Compensation & Pension Records Interchange (CAPRI). This Graphical User Interface (GUI) software is used to access veterans' electronic medical records throughout the VA. The Healthcare Identity Management (HC IdM) Team uses CAPRI as a resource for reviewing patient demographic and clinical data.

CHDR	Clinical Data Repository (CDR) Health Data Repository
checksum	The result of a mathematical computation involving the individual characters of a routine or file.
client	A single term used interchangeably to refer to the user, the workstation, and the portion of the program that runs on the workstation. In an object-oriented environment, a client is a member of a group that uses the services of an unrelated group. If the client is on a local area network (LAN), it can share resources with another computer (server).
Clinical Patient Record System (CPRS)	Clinical Patient Record System provides a computer-based patient record and organizes and presents all relevant data on a patient in a way that directly supports clinical decision-making. CPRS integrates the extensive set of clinical and administrative applications available within VistA.
common menu	The Common menu consists of options that are available to all users. Entering two question marks at the menu select prompt displays any secondary menu options available to the signed-on user, along with the common options available to all users.
Controlled Subscription Integration Agreement	This applies where the IA describes attributes/functions that must be controlled in their use. The decision to restrict the IA is based on the maturity of the custodian package. Typically, these IAs are created by the requesting package based on their independent examination of the custodian package's features. For the IA to be approved, the custodian grants permission to other VistA packages to use the attributes/functions of the IA; permission is granted on a one-by-one basis where each is based on a solicitation by the requesting package. An example is the extension of permission to allow a package (e.g., Spinal Cord Dysfunction) to define and update a component that is supported within the Health Summary package file structures.
correlation	Comparison of person identity traits for multiple records with the Primary View in the ADR and/or MPI databases.
COTS	Commercial Off The Shelf applications sold by vendors through public catalogue listings. COTS software is not intended to be customized or enhanced.
cross reference	There are several types of cross-references available. Most generally, a VA FileMan cross-reference specifies that some action be performed when the field's value is entered, changed, or deleted. For several types of cross-references, the action consists of putting the value into a list; an index used when looking-up an entry or when sorting. The regular cross-reference is used for sorting and for lookup; you can limit it to sorting only.
data attribute	A characteristic unit of data such as length, value, or method of representation. VA FileMan field definitions specify data attributes.

data dictionary (DD)	<p>The Data Dictionary is a global containing a description of the kind of data that is stored in the global corresponding to a particular file. VA FileMan uses the data internally for interpreting and processing files.</p> <p>It contains the definitions of a file's elements (fields or data attributes), relationships to other files, and structure or design. Users generally review the definitions of a file's elements or data attributes; programmers review the definitions of a file's internal structure.</p>
data dictionary access	<p>A user's authorization to write/update/edit the data definition for a computer file. Also known as DD Access.</p>
data integrity	<p>This term refers to the condition of patient records in terms of completeness and correctness. It also refers to the process in which a particular patient's data is synchronized at all the sites in which that patient receives care.</p>
data type	<p>A specific field or type of information, such as Name, Social Security Number, etc.</p>
database	<p>A set of data, consisting of at least one file, that is sufficient for a given purpose. The VistA database is composed of a number of VA FileMan files. A collection of data about a specific subject, such as the PATIENT file (#2); a data collection has different data fields (e.g. patient name, SSN, Date of Birth, and so on). An organized collection of data about a particular topic.</p>
Database Management System (DBMS)	<p>A collection of software that handles the storage, retrieval, and updating of records in a database. A Database Management System (DBMS) controls redundancy of records and provides the security, integrity, and data independence of a database.</p>
date of death	<p>A patient may be entered as deceased at a treating facility. If a shared patient is flagged as deceased, an RG CIRN DEMOGRAPHIC ISSUES bulletin is sent to each treating facility telling where, when, and by whom the deceased date was entered. Each site can then review whether the patient should be marked as deceased at their site.</p>
DBA	<p>Database Administrator, oversees software development with respect to VistA Standards and Conventions (SAC) such as namespacing. Also, this term refers to the Database Administration function and staff.</p>
DBIA	<p>Database Integration Agreement (see Integration Agreements [IA]).</p>
default	<p>Response the computer considers the most probable answer to the prompt being given. It is identified by double slash marks (//) immediately following it. This allows you the option of accepting the default answer or entering your own answer. To accept the default you simply press the Enter (or Return) key. To change the default answer, type in your response.</p>
demographic data	<p>Identifying descriptive data about a patient, such as name, sex, date of birth, marital status, religious preference, SSN, address, etc.</p>
demographics	<p>Information about a person, such as name, address, service record, next of kin, and</p>

so on.

Department of Veterans Affairs	The Department of Veterans Affairs (formerly known as the Veterans Administration.)
device	Peripheral connected to the host computer, such as a printer, terminal, disk drive, modem, and other types of hardware and equipment associated with a computer. The host files of underlying operating systems may be treated like devices in that they may be written to (e.g., for spooling).
DFN	IdM – Data File Number which is the Patient Internal Entry Number (IEN) in Legacy Vista for a specific Site. Additionally, this is a defined variable in VistA that refers to the IEN of the Patient currently in memory.
DHCP	Decentralized Hospital Computer Program (now known as Veterans Health Information Systems and Technology Architecture [VistA]). VistA software, developed by VA, is used to support clinical and administrative functions at VA Medical Centers nationwide. It is written in M and, via the Kernel, runs on all major M implementations regardless of vendor. VistA is composed of packages that undergo a verification process to ensure conformity with namespacing and other VistA standards and conventions.
dictionary	Database of specifications of data and information processing resources. VA FileMan's database of data dictionaries is stored in the FILE of files (#1).
direct connect	<p>The Direct Connect is a real-time TCP/IP connection to the MPI to allow for an immediate request for an ICN. Direct Connect is activated when using any of the following PIMS options.</p> <ul style="list-style-type: none"> • Register A Patient, • Load/Edit Patient Data, • Electronic 10-10EZ Processing, <p>and when using the:</p> <ul style="list-style-type: none"> • Display Only Query
direct mode utility	A programmer call that is made when working in direct programmer mode. A direct mode utility is entered at the MUMPS prompt (e.g., >D ^XUP). Calls that are documented as direct mode utilities cannot be used in application software code.
DNS	Domain Name Server
DOB	Date of Birth
DOD	IdM– Date of Death
DoD	Department of Defense.
domain	A site for sending and receiving mail.

double quotes (""')	Symbol used in front of a Common option's menu text or synonym to select it from the Common menu. For example, the five-character string "TBOX" selects the User's Toolbox Common option.
Duplicate Record Merge: Patient Merge	Patient Merge is a VistA application that provides an automated method to eliminate duplicate patient records within the VistA database (i.e., the VistA PATIENT file [#2]).
DUZ	Locally defined variable in VistA that refers to the IEN of the logged on user (From the New Person file).
DUZ(0)	Locally defined variable that holds the File Manager Access Code of the signed-on user.
electronic signature code	Secret password that some users may need to establish in order to sign documents via the computer.
eligibility codes	Codes representing the basis of a patient's eligibility for care.
encryption	Scrambling data or messages with a cipher or code so that they are unreadable without a secret key. In some cases encryption algorithms are one directional, that is, they only encode and the resulting data cannot be unscrambled (e.g. access/verify codes).
entry	VA FileMan record. An internal entry number (IEN, the .001 field) uniquely identifies an entry in a file.
error trap	A mechanism to capture system errors and record facts about the computing context such as the local symbol table, last global reference, and routine in use. Operating systems provide tools such as the %ER utility. The Kernel provides a generic error trapping mechanism with use of the ^%ZTER global and ^XTER* routines. Errors can be trapped and, when possible, the user is returned to the menu system.
ESR	Enrollment Systems Redesign is a centralized and Reengineered enrollment system.
exception	A task that has encountered an error in personal data. Any Data Quality issue that requires detailed documentation. HC IdM finds an Exception based on business rules.
exception message	MPI/PD generates messages and bulletins to alert the user to problems that occur in generating or processing HL7 messages. The MPI/PD Message Exception Menu contains options to manage the problems.
extrinsic function	Extrinsic function is an expression that accepts parameters as input and returns a value as output that can be directly assigned.
facility	Geographic location at which VA business is performed.

FHIE	<p>Federal Health Information Exchange – A Federal IT health care initiative that facilitates the secure electronic one-way exchange of patient medical information between Government health organizations.</p> <p>The project participants are the Department of Defense (DoD) and the Department of Veterans Affairs (VA). (http://vaww.va.gov/FHIE-BHIE/)</p> <p><i>NOTE: This is an internal VA Web site and is not available to the public.</i></p>
field	<p>HL7: An HL7 field is a string of characters defined by one of the HL7 data types.</p> <p>VistA: In a record, a specified area used for the value of a data attribute. The data specifications of each VA FileMan field are documented in the file's data dictionary. A field is similar to blanks on forms. It is preceded by words that tell you what information goes in that particular field. The blank, marked by the cursor on your terminal screen, is where you enter the information.</p>
field components	<p>A field entry may also have discernible parts or components. For example, the patient's name is recorded as last name, first name, and middle initial, each of which is a distinct entity separated by a component delimiter (sub-subfield in ASTM e1238-94).</p>
file	<p>Set of related records treated as a unit. VA FileMan files maintain a count of the number of entries or records.</p>
File Manager (VA FileMan)	<p>VistA's Database Management System (DBMS). The central component of Kernel that defines the way standard VistA files are structured and manipulated.</p>
FIN	<p>Foreign ID Number</p>
FIPS	<p>Standards published by the U.S. National Institute of Standards and Technology, after approval by the Department of Commerce; used as a guideline for federal procurements.</p>
FOIA	<p>Freedom of Information Act</p>
FORUM	<p>The central E-mail system within VistA. Developers use FORUM to communicate at a national level about programming and other issues. FORUM is located at the OI Field Office—Washington, DC (162-2).</p>
free text	<p>A DATA TYPE that can contain any printable characters.</p>
FTP	<p>File Transfer Protocol</p>
function point count (FPC)	<p>The function point method is used to establish a meaningful unit-of-work measure and can be used to establish baseline costs and performance level monitors. Function point analysis centers on its ability to measure the size of any software deliverable in logical, user-oriented terms. Rather than counting lines of code, function point analysis measures the functionality being delivered to the end user.</p>
GAL	<p>Global Address List.</p>

gender	<p>The following are listed in Legacy Vista as Standard Gender values.</p> <ul style="list-style-type: none">• F – Female• M – Male <p>SDS table Values:</p> <ul style="list-style-type: none">• F – Female• M – Male• A – Ambiguous• N – Not Applicable• - Other• U – Unknown• UN – Undifferentiated
global variable	Variable that is stored on disk (M usage).
GUI	Graphical User Interface.
HC IdM	Healthcare Identity Management
HDR	Health Data Repository – A repository of clinical information normally residing on one or more independent platforms for use by clinicians and other personnel in support of patient-centric care. The data is retrieved from heritage, transaction-oriented systems and is organized in a format to support clinical decision-making in support of patient care. Formerly known as Clinical Data Repository.
Health Level 7 (HL7) Batch Protocol	Protocol utilized to transmit a batch of HL7 messages. The protocol generally uses FHS, BHS, BTS and FTS segments to delineate the batch. In the case of the MPI, the protocol only uses the BHS and BTS segments.
Health Level Seven (HL7)	National standard for electronic data exchange/messaging protocol. HL7 messages are the dominant standard for peer-to-peer exchange of clinical, text-based information.
Health Level Seven (HL7) VistA	Messaging system developed as VistA software that follows the HL7 Standard for data exchange.
Healthcare Identity Management (HC IdM)	<p>The Healthcare Identity Management team (formerly the Identity Management Data Quality team)</p> <ul style="list-style-type: none">• Serves as business steward for patient identity data for the patient’s electronic health record (such as name, SSN, date of birth, gender, mother’s maiden name, place of birth) as well as managing the patient’s longitudinal health record across the enterprise.• Defines business rules and processes governing healthcare identity management data collection and maintenance.• Monitors and resolves data integrity issues and conflicts on the MPI and

local systems related to the individual's identity data within their health record, including the resolution of duplicates, mismatches and catastrophic edits to patient identity, which affect patient care and safety.

Health_Vet-VistA	The next generation of VistA, Health_Vet-VistA, will retain all of the capabilities of legacy VistA but will provide enhanced flexibility for future health care and compliance with the One VA Enterprise Architecture. It will allow seamless data sharing between all parts of VA to benefit veterans and their families.
HEC	Health Eligibility Center.
help frames	Entries in the HELP FRAME file (#9.2) that can be distributed with application packages to provide online documentation. Frames can be linked with other related frames to form a nested structure.
help prompt	The brief help that is available at the field level when entering one or more question marks.
HINQ	Hospital Inquiry- The HINQ module provides the capability to request and obtain veteran eligibility data via the VA national telecommunications network. Individual or group requests are sent from a local computer to a remote Veterans Benefits Administration (VBA) computer where veteran information is stored. The VBA network that supports HINQ is composed of four computer systems located in regional VA payment centers.
HIPAA	Health Insurance Portability and Accountability Act – A law passed by Congress in 1996 that requires the Department of Health and Human Services to implement regulations that will require the use of specific standards related to health care claims, code sets, identifiers (individual, provider, employer, and health plan), and security. Protects the privacy of individually identifiable health information.
HL7	Health Level 7 – National standard for electronic data exchange/messaging protocol. A standards organization primarily focused on message-oriented middleware for healthcare. HL7 messages are the dominant standard for peer-to-peer exchange of clinical, text-based information.
HLO	HL7 Optimized. VistA HL7 package routines.
ICN	Patients are assigned a unique identifier, Integration Control Number (ICN), within the process of being added to the MPI database. This number links patients to their records across VHA systems. The Integration Control Number is a unique identifier assigned to patients when they are added to the MPI. The ICN follows the ASTM-E1714-95 standard for a universal health identifier.
ID State	An attribute of the ICN, which describes the state of the record as Permanent, Temporary, or Deactivated. ID State is composed of the following two fields from the MPI VETERAN/CLIENT file (#985). <ul style="list-style-type: none"> • ID STATE (#80) is a set of codes: PERMANENT, TEMPORARY, and DEACTIVATED. Auditing is enabled for this field. • DATE OF ID STATE (#81) identifies when the ID STATE field was last

updated.

Identity Services	A business and data service that provides a consistent interface for access and maintenance of person identification to trusted client applications and services. It is the authoritative source for person identification in the Veterans Health Administration (VHA) domain.
IdM	Identity Management
IdM TK	Toolkit
IdM Toolkit (IdM TK) Administrator	An IdM Toolkit Administrator is a user with additional privileges and security beyond the IdM Toolkit User's available functionality in the system.
IEN	Internal Entry Number. The IEN number and Station Number comprise the Source ID of the person targeted for the search. The Source ID is used to uniquely identify a person.
IMDQ New name: "Healthcare Identity Management (HC IdM)"	The Identity Management Data Quality team (renamed the Healthcare Identity Management team) is a group of Data Management Analysts committed to improving and safeguarding the quality and accessibility of patient data throughout the VA enterprise. They are involved in many data quality initiatives, but their primary role is to assist VHA facilities in all matters related to the MPI.
Initiate Identity Hub™	The Initiate Identity Hub™ is a third-party proprietary off-the-shelf software package that makes use of a Probabilistic Matching Algorithm.
Initiate Identity Hub	Initiate Systems Inc. software that provides a trusted on-demand system of record for multiple organizations or other entities by accurately identifying the relevant duplicate and fragmented records and linking them – within, as well as across, all data sources
input template	A pre-defined list of fields that together comprise an editing session.
institution	A Department of Veterans Affairs (VA) facility assigned a number by headquarters, as defined by Directive 97-058. An entry in the INSTITUTION file (#4) that represents the Veterans Health Administration (VHA).
integration agreements (IA)	Integration Agreements define agreements between two or more VistA software applications to allow access to one development domain by another. VistA software developers are allowed to use internal entry points (APIs) or other software-specific features that are not available to the general programming public. Any software developed for use in the VistA environment is required to adhere to this standard; as such, it applies to vendor products developed within the boundaries of DBA assigned development domains (e.g., MUMPS AudioFax). An IA defines the attributes and functions that specify access. The DBA maintains and records all IAs in the Integration Agreement database on FORUM. Content can be viewed using the DBA menu or the Health Systems Design & Development's Web page.
Integration Control	Patients are assigned a unique identifier, known as an Integration Control Number

Number (ICN)	(ICN), within the process of being added to the MPI database. This number links patients to their records across VHA systems. The Integration Control Number is a unique identifier assigned to patients when they are added to the MPI. The ICN follows the ASTM-E1714-95 standard for a universal health identifier.
internal entry number (IEN)	The number used to identify an entry within a file. Every record has a unique internal entry number.
IRM	Information Resource Management. A service at VA medical centers responsible for computer management and system security.
ISO	Information Security Officer.
ISS	Infrastructure and Security Services (now known as Common Services Security Program).
IV&V	<p>IV&V is the principal activity that oversees the successful implementation and execution of all internal control processes for financial and interfacing systems.</p> <p>In order to ensure overall systems integrity, IV&V is accomplished organizationally independent from the elements that acquire, design, develop or maintain the system.</p>
KERNEL	VistA software that functions as an intermediary between the host operating system and other VistA software applications so that VistA software can coexist in a standard operating-system-independent computing environment. Kernel provides a standard and consistent user and programmer interface between software applications and the underlying M implementation.
LAN	Local Area Network.
LAYGO Access	A user's authorization to create a new entry when editing a computer file. (Learn As You GO allows you the ability to create new file entries.)
LDAP	Lightweight Directory Access Protocol.
Lookup	To find an entry in a file using a value for one of its fields.
M (ANSI Standard)	Massachusetts General Hospital Utility Multi-Programming System (M, formerly named MUMPS). The Mumps language originated in the mid-60's at the Massachusetts General Hospital. Although most implementations are proprietary, consolidated into the hands of a small number of companies, an open source version of the language has been developed which is distributed freely under the GNU GPL and LGPL licenses.
mail message	An entry in the MESSAGE file (#3.9). The VistA electronic mail system (MailMan) supports local and remote networking of messages.
Mailman	VistA software that provides a mechanism for handling electronic communication, whether it's user-oriented mail messages, automatic firing of bulletins, or initiation of server-handled data transmissions.

Manager Account	UCI that can be referenced by non-manager accounts such as production accounts. Like a library, the MGR UCI holds percent routines and globals (e.g., ^%ZOSF) for shared use by other UCIs.
mandatory field	Field that requires a value. A null response is not valid.
master files	A set of common reference files used by one or more application systems. These common reference files need to be synchronized across the various applications at a given site. The Master Files Notification transactions provide a way of maintaining this synchronization.
Master Patient Index (Austin) or MPI Austin	The MPI is a separate computer system located at the Austin Information Technology Center. It maintains a record for VA patients and stores data such as a unique patient identifier and Treating Facility lists (which tracks the sites where that ICN is known).
Master Patient Index or MPI	A data store of patient records. Master Patient Index is a cross-reference or index of patients that includes the patient's related identifiers and other patient identifying information. It is used to associate a patient's identifiers among multiple ID-assigning entities, possibly including a Health Data Repository, to support the consolidation and sharing of a patient's health care information across VHA. The MPI is the authoritative source for patient identity. Systems of interest include VA facilities where patients are seen for care and other systems that have a registered interest in a patient, such as Federal Health Information Exchange (FHIE), Home TeleHealth, Person Service Identity Management (PSIM), and Health Data Repository (HDR). The ability to uniquely identify patients assists in the elimination of duplicate records throughout all VA systems and other agencies, and allows the systems to share information for patients that receive care from more than one facility/agency.
Master Patient Index/Patient Demographics (MPI/PD) VistA or MPI/PD	Master Patient Index/Patient Demographics (MPI/PD) software initializes entries in the PATIENT file (#2) with the Master Patient Index, itself. The initialization process assigns an Integration Control Number (ICN), Coordinating Master of Record (CMOR), and creates a Treating Facility list of all sites at which the patient has received care. This information is then updated in the PATIENT file (#2) at all sites where the patient has been treated.
Master Veteran Index or MVI	The authoritative source for person identity data. Maintains identity data for persons across VA systems. Provides a unique universal identifier for each person. Stores identity data as correlations for each system where a person is known. Provides a probabilistic matching algorithm. (Includes MPI, PSIM, and IdM TK) Maintains a "gold copy" known as a "Primary View" of the person's identity data. Broadcasts identity trait updates to systems of interest. Maintains a record locator service.
match threshold	The Match Threshold is the level at which an Identity Profile must score against a set of identity traits in order to be considered a match. For most enterprise applications the Match Threshold would be set at or near the Auto Link Threshold. Internal Identity Management Systems (MPI/PSIM) may use a lower score, perhaps the Task Threshold, as a Match Threshold for identity management

	decision processes.
menu system	The overall Menu Manager logic as it functions within the Kernel framework.
menu text	The descriptive words that appear when a list of option choices is displayed. Specifically, the Menu Text field of the OPTION file (#19). For example, User's Toolbox is the menu text of the XUSERTOOLS option. The option's synonym is TBOX.
menu text	The descriptive words that appear when a list of option choices is displayed. Specifically, the Menu Text field of the OPTION file (#19). For example, User's Toolbox is the menu text of the XUSERTOOLS option. The option's synonym is TBOX.
message segments	Each HL7 message is composed of segments. Segments contain logical groupings of data. Segments may be optional or repeatable. A [] indicates the segment is optional, the { } indicates the segment is repeatable. For each message category, there will be a list of HL7 standard segments and/or "Z" segments used for the message.
MMN	Mother's Maiden Name: The family name under which the mother was born (i.e., before marriage). It is used to distinguish between patients with the same last name
MPI Initialization	The process of initializing a site's PATIENT file (#2) with the Master Patient Index (MPI). Initialization synchronizes PATIENT file (#2) information (for active shared patients) with the MPI and identifies facilities where the patient has been treated. This process transfers the Integration Control Number (ICN), and Treating Facility list for each patient to the patient's record in the VistA PATIENT file (#2) at all sites where the patient has been treated. It is also possible to initialize an individual patient to the MPI. This is done through menu options. The initial synchronization of PATIENT file (#2) information (for active, shared patients) with the Master Patient Index and with the patient's treating facilities is an important step in the implementation of the MPI/PD software system.
Namespace	A convention for naming VistA package elements. The Database Administrator (DBA) assigns unique character strings for package developers to use in naming routines, options, and other package elements so that packages may coexist. The DBA also assigns a separate range of file numbers to each package.
namespacing	Convention for naming VistA software elements. The DBA assigns unique two to four character string prefix for software developers to use in naming routines, options, and other software elements so that software can coexist. The DBA also assigns a separate range of file numbers to each software application.
NDBI	National Database Integration
node	In a tree structure, a point at which subordinate items of data originate. An M array element is characterized by a name and a unique subscript. Thus the terms node, array element, and subscripted variable are synonymous. In a global array, each node might have specific fields or "pieces" reserved for data attributes such

	as name.
NPI	National Provider Index
null	Empty—A field or variable that has no value associated with it is null.
numeric field	Response that is limited to a restricted number of digits. It can be dollar valued or a decimal figure of specified precision.
OI	Office of Information
OIFO	Office of Information Field Office.
OIT	Office of Information Technology
option	An entry in the OPTION file (#19). As an item on a menu, an option provides an opportunity for users to select it, thereby invoking the associated computing activity. Options may also be scheduled to run in the background, non-interactively, by TaskMan.
option name	Name field in the OPTION file (e.g., XUMAINTE for the option that has the menu text "Menu Management"). Options are namespaced according to VistA conventions monitored by the DBA.
package (software)	The set of programs, files, documentation, help prompts, and installation procedures required for a given application (e.g., Laboratory, Pharmacy, and PIMS). A VistA software environment is composed of elements specified via the PACKAGE file (#9.4). Elements include files, associated templates, namespaced routines, and namespaced file entries from the OPTION, HELP FRAME, BULLETIN, and FUNCTION files. As public domain software, VistA software can be requested through the Freedom of Information Act (FOIA).
person correlation	A profile of an Identity that is maintained by an Associated System and is correlated to only one ICN. (Source - PIDS)
PIMS	Patient Information Management System- VistA software package that includes Registration and Scheduling packages.
PKI	Public Key Infrastructure
POB (City)	PLACE OF BIRTH [CITY]: The city in which this applicant was born (or foreign country if born outside the U.S.).
POB (State)	PLACE OF BIRTH [STATE]: State in which patient was born.
pointer	The address at which a data value is stored in computer memory. A relationship between two VA FileMan files, a pointer is a file entry that references another file (forward or backward). Pointers can be an efficient means for applications to access data by referring to the storage location at which the data exists.
potential match	The level at which an Identity Profile must score against a set of identity traits in

threshold	order to be considered a Potential Match for HC IdM decision processes.
primary key	A Data Base Management System construct, where one or more fields uniquely define a record (entry) in a file (table). The fields are required to be populated for every record on the file, and are unique, in combination, for every record on the file.
primary menu	The list of options presented at sign-on. Each user must have a primary menu in order to sign-on and reach Menu Manager. Users are given primary menus by Information Resource Management (IRM). This menu should include most of the computing activities the user needs.
primary reviewer	This can be a single person or group of people given the overall responsibility to initiate reviews of potential duplicate record pairs. For example, selected personnel in Patient Administration or a task force or group formed to oversee and conduct the effort of reducing or eliminating the occurrence of duplicate records in the site's database.
primary view	Provides the most accurate, current, and complete identity information for a VA patient. The Primary View from the MVI business rules make determinations about data additions and updates to identity traits (Name, SSN, Date of Birth, Gender, Mother's Maiden Name, Place of Birth, and Multiple Birth Indicator) based on the authoritativeness of the update or edits as they are received by the MVI.
private integration agreement	Where only a single application is granted permission to use an attribute/function of another VistA package. These IAs are granted for special cases, transitional problems between versions, and release coordination. A Private IA is also created by the requesting package based on their examination of the custodian package's features. Example: one package distributes a patch from another package to ensure smooth installation.
probabilistic comparison score	In a Probabilistic Search, these are the points assigned to an identity to indicate the level of confidence of matching to a given set of traits. If the Comparison Score is above a certain level called the Match Threshold , then the profile is considered to be a match and the profile would be returned to the calling application.
probabilistic matching algorithm	A method to determine that a person identity profile has been matched in the PS Datastore based on the Comparison Score, which is calculated for each profile compared to the set of traits used for matching.
probabilistic search	A search using a matching algorithm to determine that a person's identity profile matches a set of defined traits. The algorithm assigns a comparison score and returns results based on a defined match threshold.
prompt	The computer interacts with the user by issuing questions called prompts, to which the user issues a response.
protocol	Entry in the PROTOCOL file (#101). Used by the Order Entry/Results Reporting

(OE/RR) package to support the ordering of medical tests and other activities.

PS Product Support

Pseudo SSN Reason The reason that a pseudo SSN has been collected for the patient. The PSEUDO SSN REASON value is a set of codes pulled from the PATIENT (#2) file.

pseudo-SSNs False Social Security Numbers that are calculated internally to VistA and cannot be mistaken for valid SSNs because they end in P.

PSIM Person Service Identity Management (PSIM) enumerates and maintains person identities

queuing Requesting that a job be processed in the background rather than in the foreground within the current session. Jobs are processed sequentially (first-in, first-out). Kernel's TaskMan module handles the queuing of tasks.

queuing required Option attribute that specifies that the option must be processed by Task Manager (the option can only be queued). The option may be invoked and the job prepared for processing, but the output can only be generated during the specified times.

receiving site Receiving Site- As it relates to HL7 Messages, it is the site that the message was sent to.

record Set of related data treated as a unit. An entry in a VA FileMan file constitutes a record. A collection of data items that refer to a specific entity (e.g., in a name-address-phone number file, each record would contain a collection of data relating to one person).

REEME Registration/Eligibility/Enrollment Maintenance and Enhancement

registration process During a registration, if a patient does not have an ICN, the patient is checked against the entries in the MPI to determine if the patient already is established or needs to be added. The MPI may return a list of patients who are possible matches. If the patient is truly new and there are no potential matches on the MPI, the MPI will assign an ICN. If the patient is already known at the MPI, the ICN and CMOR is returned and a HL7 message is sent to the CMOR to add this new facility to the list of Treating Facilities for this patient. Registration for patients who already have an ICN at the Facility. The MPI will return either that a match was found or that no match was found. If a potential match was found the MPI will log an exception in the Toolkit for review and not found will be returned to the user. If the MVI did not find a match, the request is sent to add a new record to MVI. If the match was found, the date last treated site will be contacted to pull data back as part of Register Once functionality. Once the registration process has completed, the ADT-A04 Registration HL7 message will be sent to the MPI and if the MPI updates primary view as a result of that A04, the updates will be broadcasted out to all appropriate facilities.

remote procedure call (RPC) Remote Procedure Call is a protocol that one program can use to request a service from a program located on another computer network. Essentially M code may take optional parameters to do some work and then return either a single value or

	an array back to the client application.
requesting site	Requesting Site- As is relates to HL7 Messages, it is the site initiating a message to another site requesting some action be taken.
required field	A mandatory field, one that must not be left blank. The prompt for such a field will be repeated until the user enters a valid response.
Resolution Journal Case Number	IDM – Number associated with each Resolution Journal Case. Used by the HealthCare Identity Management (HC IdM) team to document detailed information mostly for duplicate exception resolution but may also be used to denote details for resolving any type of exception.
RG CIRN DEMOGRAPHIC ISSUES mail group	<p>The RG CIRN DEMOGRAPHIC ISSUES bulletin controls the sending of the following patient related bulletin.</p> <ul style="list-style-type: none"> • Patient Related Bulletin—REMOTE SENSITIVITY INDICATED • Cause—Patient is marked as sensitive at the sending site but not at receiving site. • Action to take—No action: message is informational
routine	Program or a sequence of instructions called by a program that may have some general or frequent use. M routines are groups of program lines, which are saved, loaded, and called as a single unit via a specific name.
SAC	Standards and Conventions. Through a process of quality assurance, all VistA software is reviewed with respect to SAC guidelines as set forth by the Standards and Conventions Committee (SACC).
SACC	VistA's Standards and Conventions Committee. This Committee is responsible for maintaining the SAC.
scheduling options	The technique of requesting that Task Manager run an option at a given time, perhaps with a given rescheduling frequency.
screen editor	VA FileMan's Screen-oriented text editor. It can be used to enter data into any WORD-PROCESSING field using full-screen editing instead of line-by-line editing.
ScreenMan forms	Screen-oriented display of fields, for editing or simply for reading. VA FileMan's Screen Manager is used to create forms that are stored in the FORM file (#.403) and exported with a software application. Forms are composed of blocks (stored in the BLOCK file [#.404]) and can be regular, full screen pages or smaller, "pop-up" pages.
screen-oriented	A computer interface in which you see many lines of data at a time and in which you can move your cursor around the display screen using screen navigation commands. Compare to Scrolling Mode.
security key	The purpose of Security Keys is to set a layer of protection on the range of computing capabilities available with a particular software package. The availability of options is based on the level of system access granted to each user.

sending site	Sending Site—As it relates to HL7 Messages, it is the site that is transmitting the message to another site.
sensitive patient	Patient whose record contains certain information, which may be deemed sensitive by a facility, such as political figures, employees, patients with a particular eligibility or medical condition. If a shared patient is flagged as sensitive at one of the treating sites, a bulletin is sent to the DG SENSITIVITY mail group at each subscribing site telling where, when, and by whom the flag was set. Each site can then review whether the circumstances meet the local criteria for sensitivity flagging.
server	The computer where the data and the Business Rules reside. It makes resources available to client workstations on the network. In VistA, it is an entry in the OPTION file (#19). An automated mail protocol that is activated by sending a message to a server at another location with the "S.server" syntax. A server's activity is specified in the OPTION file (#19) and can be the running of a routine or the placement of data into a file.
Set Of Codes	Usually a preset code with one or two characters. The computer may require capital letters as a response (e.g., M for male and F for female). If anything other than the acceptable code is entered, the computer rejects the response.
shared patient	A patient who has been seen at more than one VistA site. The MPI keeps the Treating Facility list updated every time a new facility is added. The MPI broadcasts out an updates to the treating facility list, including date last treated and event reason.
Site Manger/IRM Chief	At each site, the individual who is responsible for managing computer systems, installing and maintaining new modules, and serving as a liaison to the CIO Field Offices.
software (package)	The set of programs, files, documentation, help prompts, and installation procedures required for a given application (e.g., Laboratory, Pharmacy, and PIMS). A VistA software environment is composed of elements specified via the PACKAGE file (#9.4). Elements include files, associated templates, namespaced routines, and namespaced file entries from the OPTION, HELP FRAME, BULLETIN, and FUNCTION files. As public domain software, VistA software can be requested through the Freedom of Information Act (FOIA).
source ID	<p>PSIM – A Source ID is a term used to describe the components that define a unique correlation in PSIM/ADR. There are 4 components of a Source ID in PSIM.</p> <ol style="list-style-type: none">1. Assigning Authority (ex. USVHA)2. Assigning Location (ex. Station #)3. IDType (e.g. NI, PI, EI)4. Internal Identifier - A code used at the assigning location used to uniquely identify a person.

The Initiate Identity Hub also uses the term Source ID, but with a slightly different

context. The Source ID in the IDHub is the unique identifier of a correlated system. PSIM would translate the components Assigning Authority, Assigning Location, and IDType to an IDHub Source ID. The fourth PSIM Source ID component, IEN, would translate to the Member ID in the ID HUB. Thus, the IDHub uses 2 components to uniquely identify a member: Source ID and Member ID.

spacebar return	You can answer a VA FileMan prompt by pressing the spacebar and then the Return key. This indicates to VA FileMan that you would like the last response you were working on at that prompt recalled.
special queuing	Option attribute indicating that Task Manager should automatically run the option whenever the system reboots.
SSA	Social Security Administration
SSDI	Social Security Death Index (SSDI). The SSDI is a database used for genealogical research as well as enabling users to locate a death certificate, find an obituary, and discover cemetery records and track down probate records. The Healthcare Identity Management (HC IdM) Team uses the SSDI (http://www.genealogybank.com/gbnk/ssdi/) as a resource for verifying patients' dates of death.
SSN	Social Security Number
station identifier	The number assigned to a VAMC facility or a System Association. The station identifier may be three characters in length designating the facility as a parent organization or up to six characters in length designating the facility as a child of a parent organization.
subscriber	A subscriber is an entity, which receives updates to a patient's descriptive data from other sites. All treating facilities are also made subscribers as part of the MPI/PD processes.
subscript	A symbol that is associated with the name of a set to identify a particular subset or element. In M, a numeric or string value that: is enclosed in parentheses, is appended to the name of a local or global variable, and identifies a specific node within an array.
supported reference integration agreement	This applies where any VistA application may use the attributes/functions defined by the IA (these are also called "Public "). An example is an IA that describes a standard API such as DIE or VADPT. The package that creates/maintains the Supported Reference must ensure it is recorded as a Supported Reference in the IA database. There is no need for other VistA packages to request an IA to use these references; they are open to all by default.
synchronized patient data	Key descriptive fields in the PATIENT file (#2) that are updated in all the descriptive subscriber's PATIENT files whenever the fields are edited by a subscriber.

systems of interest	The term "systems of interest" refers to VA facilities that have seen patients and entered them as entries onto the MPI. This also refers to non-VistA systems that have a registered interest in a patient (e.g., Federal Health Information Exchange [FHIE], HomeTeleHealth, Person Service Identity Management [PSIM], Health Data Repository [HDR], etc).
Task Manager	Kernel module that schedules and processes background tasks (also called TaskMan)
task threshold or threshold, task	<p>The Task Threshold (also called the Clerical Review Threshold) is a value that is less than the Auto Link Threshold. A Comparison Score above the Task Threshold and below the Auto Link Threshold needs to be reviewed by an Identity Management expert to determine whether the Identity Profile is either a match or not a match for the traits being compared.</p> <p>The Task Threshold is determined and tuned by Identity Management experts and may change over time as software systems and business processes improve. The ideal goal for automated identity matching is to minimize the difference between the Task Threshold and the Auto Link Threshold.</p>
TCP/IP	Transaction Control Protocol/Internet Protocol. A set of protocols for Layers 3 (Network) and 4 (Transfer) of the OSI network model. TCP/IP has been developed over a period of 15 years under the auspices of the Department of Defense. It is a de facto standard, particularly as higher-level layers over Ethernet. Although it builds upon the OSI model, TCP/IP is not OSI-compliant.
template	Means of storing report formats, data entry formats, and sorted entry sequences. A template is a permanent place to store selected fields for use at a later time. Edit sequences are stored in the INPUT TEMPLATE file (#.402), print specifications are stored in the PRINT TEMPLATE file (#.4), and search or sort specifications are stored in the SORT TEMPLATE file (#.401).
TIN	Temporary ID Number
Toolkit (IdM TK)	The User Interface for the HealthCare Identity Management team. With the IdM TK, authorized users can search and view identity and exception information from the Administrative Data Repository (ADR). Specifically, you can view the Primary View record and any associated correlations, correlation data, history, audit trails and IdM exceptions. A side-by-side comparison of the ADR and Master Patient Index (MPI) patient information is included. In addition, you can search for exceptions, review exception details, and then view and resolve Potential Duplicate Exceptions.
treating facility	Any facility (VAMC) where a patient has applied for care, or has been added to the local PATIENT file (#2) (regardless of VISN) and has identified this patient to the MPI will be placed in the TREATING FACILITY LIST file (#391.91).
treating facility list	Table of institutions at which the patient has received care. This list is used to create subscriptions for the delivery of patient clinical and demographic

information between sites.

trigger	A type of VA FileMan cross-reference. Often used to update values in the database given certain conditions (as specified in the trigger logic). For example, whenever an entry is made in a file, a trigger could automatically enter the current date into another field holding the creation date.
trigger event	The event that initiates an exchange of messages is called a trigger event. The HL7 Standard is written from the assumption that an event in the real world of health care creates the need for data to flow among systems. The real-world event is called the trigger event. For example, the trigger event "a patient is admitted" may cause the need for data about that patient to be sent to a number of other systems. There is a one-to-many relationship between message types and trigger event codes. The same trigger event code may not be associated with more than one message type.
TSPR	Technical Services Project Repository
UAT	User Acceptance Testing.
user access	<p>This term is used to refer to a limited level of access, to a computer system, which is sufficient for using/operating a package, but does not allow programming, modification to data dictionaries, or other operations that require programmer access. Any option, for example, can be locked with the key XUPROGMODE, which means that invoking that option requires programmer access.</p> <p>The user's access level determines the degree of computer use and the types of computer programs available. The System Manager assigns the user an access level.</p>
VA	Department of Veterans Affairs
VA Domiciliary	Provides comprehensive health and social services in a VA facility for eligible veterans who are ambulatory and do not require the level of care provided in nursing homes.
VA FileMan	VistA's Database Management System (DBMS). The central component that defines the way standard VistA files are structured and manipulated.
VA hospital	An institution that is owned, staffed and operated by VA and whose primary function is to provide inpatient services. NOTE: Each division of an integrated medical center is counted as a separate hospital.
VA Medical Center (VAMC)	<p>A unique VA site of care providing two or more types of services that reside at a single physical site location. The services provided are the primary service as tracked in the VHA Site Tracking (VAST) (i.e., VA Hospital, Nursing Home, Domiciliary, independent outpatient clinic (IOC), hospital-based outpatient clinic (HBOC), and CBOC).</p> <p>The definition of VA medical center does not include the Vet Centers as an identifying service. NOTE: This definition was established by the Under Secretary for Health.</p>

VA Nursing Home Care Units (NHCU)	Provide care to individuals who are not in need of hospital care, but who require nursing care and related medical or psychosocial services in an institutional setting. VA NHCUs are facilities designed to care for patients who require a comprehensive care management system coordinated by an interdisciplinary team. Services provided include nursing, medical, rehabilitative, recreational, dietetic, psychosocial, pharmaceutical, radiological, laboratory, dental and spiritual.
variable	Character, or group of characters, that refer(s) to a value. M (previously referred to as MUMPS) recognizes 3 types of variables: local variables, global variables, and special variables. Local variables exist in a partition of main memory and disappear at sign-off. A global variable is stored on disk, potentially available to any user. Global variables usually exist as parts of global arrays. The term "global" may refer either to a global variable or a global array. A special variable is defined by systems operations (e.g., \$TEST).
VBA SHARE	This is a VBA application which is utilized by the Regional Offices to access BIRLS, C&P, PIF, PHF, Corporate Database, Social Security and COVERS records. The Healthcare Identity Management (HC IdM) Team uses VBA SHARE as a resource for verifying patient identity data as well as military information.
verify code	The Kernel's Sign-on/Security system uses the Verify code to validate the user's identity. This is an additional security precaution used in conjunction with the Access code. Verify codes shall be at least eight characters in length and contain three of the following four kinds of characters: letters (lower- and uppercase), numbers, and, characters that are neither letters nor numbers (e.g., "#", "@" or "\$"). If entered incorrectly, the system does not allow the user to access the computer. To protect the user, both codes are invisible on the terminal screen.
Vet Center	A data source under the direct supervision of the Readjustment Counseling Service (RCS). The Vet Center provides professional readjustment counseling, community education, outreach to special populations, brokering of services with community agencies, and access to important links.
VHA	Veterans Health Administration.
VIS	Veterans Information Solution (VIS). This intranet-based application is designed to provide a consolidated view of information about veterans and active service members. The HC IdM Team uses VIS as a resource for verifying patient identity data as well as military information.
VISN	Veterans Integrated Service Network
VistA	Veterans Health Information Systems and Technology Architecture (VistA) of the Veterans Health Administration (VHA), Department of Veterans Affairs (VA). VistA software, developed by the VA, is used to support clinical and administrative functions at VHA sites nationwide. It is both roll-and-scroll- and GUI-based software that undergoes a quality assurance process to ensure conformity with namespacing and other VistA standards and conventions (see the SACC SharePoint Site – NOTE: This is an internal VA Web site and is not available to the public.).

Server-side code is written in M, and, via Kernel, runs on all major M implementations regardless of vendor. Client-side code is written in Java or Borland Delphi and runs on the Microsoft operating system.

VPID (replaced with ICN.) Veterans Administration Personal Identifier – An enterprise-level identifier uniquely identifying VA „persons“ across the entire VA domain.

WAN Wide Area Network.

Z st All message type and trigger event codes beginning with Z are reserved for locally defined messages. No such codes will be defined within the HL7 Standard.



REF: For a comprehensive list of commonly used terms and definitions, please visit the Process Management OIT Master Glossary.

<http://vaww.oed.wss.va.gov/process/OIT%20Master%20Glossary/Home.aspx>

NOTE: *This is an internal VA Web site and is not available to the public.*

Glossary

Appendix A: Exception Message Processed by MPI/PD

The following exception message is processed by MPI/PD. The Primary View Reject (#234) exception message is displayed in the various actions selectable in the MPI/PD Exception Handling option. This entry is location in the CIRN HL7 EXCEPTION TYPE FILE (#991.11).

Table A-1. MPI/PD Exception Message

Type	Exception Message	Description
257	Potential Mismatch Found on MPI	This exception is logged when a potential mismatch has occurred when the site has identified a potential duplicate as VERIFIED, NOT A DUPLICATE

Appendix B: Why Doesn't a Patient Have a National ICN?

What Causes a Patient Record Not to Have a National ICN Assignment?

Answer:

- If the patient record was not included as part of the initial seeding process to the MPI. When the MPI was first initialized, patient records showing no activity in the last three fiscal years prior to the initialization were not enumerated with an ICN.
- If the patient record has not been edited or has not had clinical activity since approximately 1989, it would not have been sent up to the MPI for an ICN and CMOR assignment during the initial seeding of the index.
- If the patient record has not been processed into the system via any of the following PIMS options: Load/Edit, Register a Patient, or Electronic 10-10EZ Processing since the initial seeding of the index.
- Prior to this patch MPIF*1*33, the following criteria were not sent to the Master Patient Index (MPI) for national ICN assignment.
 - Patient records with last names beginning with ZZ
 - Patient records that have 5 leading zeros for the Social Security Number (SSN)
 - Patients records with last names beginning with "EEE"
 - Patients records with last names beginning with the word "Merging" (This applies to patients in the process of being merged via the Duplicate Record Merge software.)

Patient records having met these criteria were either prevented from being sent to the MPI or were removed. Thus, these records currently exist in sites' PATIENT files (#2) without a national ICN assignment.

- If the patient record had been merged with another.

What Causes a Patient Record to Have Only a Local ICN Assignment?

Answer:

- If communication can't be established or is lost with the MPI before the ICN assignment process has completed.
- If the site edits an existing or adds a new patient using an option that doesn't directly interact with the MPI (e.g., VistA Lab or VA FileMan).
- If the patient is being added to the MPI (via the HL7 ADT-A28 message) as a placeholder until a National ICN is assigned. A local ICN is assigned to prevent processing the patient again on the MPI during that interim period.

Appendix B

Index

A

actions

- check remote query, 3-12
- display query data, 3-13
- edit note, 3-7
- edit patient data, 3-6
- HINQ Inquiry, 3-6
- MPI Display Only Qry, 3-6
- MPI Primary View, 3-7, 3-22
- MPI/PD Data Inquiry, 3-7, 3-10
- Patient Audit, 3-6
- Patient Inquiry, 3-6
- select exception, 3-4, 3-6
- Send Remote Query, 3-11
- sort by date, 3-4, 3-5
- sort by patient name, 3-4
- sort by type, 3-4
- Update to Processed, 3-7
- View PV Rej Detail, 3-7, 3-14
- View Selected Exception Type, 3-4, 3-6
- Appendix A: Exception Messages Processed by MPI/PD, 1
- Appendix A: Exception Messages Processed by MPI/PD Vista
- CIRN HL7 EXCEPTION TYPE file (#991.11), 1
- exception messages
 - Potential Mismatch Found on MPI, 1
- Appendix B: Why Doesn't a Patient Have a National ICN?, 1
- Appendix D: Why Doesn't a Patient Have a National ICN?
 - Electronic 10-10EZ Processing, 1
 - HL7 ADT-A28 message, 1
 - Load/Edit Patient Data, 1
 - local ICN, 1
 - patient record does not have a national ICN?, 1
 - Register a Patient, 1
- Authority Score Criteria, 3-21

B

- bulletins, 2-1
- Bulletins, Patient-Related

- Do a match on SSN, and Coordinating Master Record Site (CMOR), 2-1
- Remote Sensitivity Indicated, 2-3

C

- Changes to the MPI Purge Process, 3-2
- Check Remote Query, 3-12
- CIRN EXCEPTION MGT mail group, 3-20, 4-1
- CIRN HL7 EXCEPTION LOG file (#991.1), 3-2
- Contact HC IDM if rejected data is valid, 3-20
- Contents, ix

D

- data dictionary
 - Data Dictionary Utilities menu, xviii
 - listings, xviii
- Data Rules, 3-21
- Display Query Data, 3-13
- documentation symbols, xv

E

- Edit Note (NT) action, 3-7
- Edit Patient Data (ED) action, 3-6
- Electronic 10-10EZ Processing, 1
- exception handling actions
 - edit note, 3-7
 - edit patient data, 3-6
 - HINQ Inquiry, 3-6
 - MPI Display Only Qry, 3-6
 - MPI Primary View, 3-7, 3-22
 - MPI/PD Data Inquiry, 3-7, 3-10
 - Patient Audit, 3-6
 - Patient Inquiry, 3-6
 - select exception, 3-4, 3-6
 - sort by date, 3-4, 3-5
 - sort by patient name, 3-4
 - sort by type, 3-4
 - Update to Processed, 3-7
 - View PV Rej Detail, 3-7, 3-14
 - View Selected Exception Type, 3-4, 3-6
- Exception Message Processing, 3-1
- exception messages
 - Exception Message Processing, 3-1
 - processed by MPI/PD

Index

Primary View Reject, 3-3, 3-5, 3-14
processed by MPI/PD VistA
Potential Mismatch Found on MPI, 1
exceptions, resolving, 4-1

F

files

CIRN HL7 EXCEPTION LOG file (#991.1),
3-2
CIRN HL7 EXCEPTION TYPE file
(#991.11), 1
HINQ SUSPENSE file (#39.5), 3-6
MAS PARAMETERS file (#43), 3-6
PATIENT file (#2), 1

G

Glossary, 1
Glossary (Security and Common Services)
Web Address, 25

H

HC IDM

contact if rejected data is valid, 3-20

Healthcare Identity Management (HC IdM) team
CIRN EXCEPTION MGT mail group, 3-20,
4-1

help

at prompts, xviii
online, xviii

HINQ Inquiry (HI) action, 3-6
HINQ SUSPENSE file (#39.5), 3-6

Home Pages

Security and Common Services
Glossary Web Address, 25

How to

obtain technical information online, xvii
use this manual, xv

I

ICN assignment

local ICN, 1
patient record does not have a national ICN?,
1

Installation Information and Procedures, xvii

Introduction, 1-1

Patches MPIF*1*52, RG*1*54, XT*7.3*113,
1-2

L

List File Attributes Option, xviii
List Manager, 3-2
Load/Edit Patient Data, 1

M

mail groups

CIRN EXCEPTION MGT, 3-20, 4-1
RG CIRN DEMOGRAPHIC ISSUES, 2-1
MAS PARAMETERS file (#43)

USE HINQ INQUIRY? field (#17), 3-6
Master Veteran Index (MVI), 1-1

menu text

Electronic 10-10EZ Processing, 1
List File Attributes, xviii
Load/Edit Patient Data, 1
Register a Patient, 1

Message Exception Menu, 3-3

MPI

Installation Information and Procedures, xvii

MPI Display Only Qry (DO) action, 3-6

MPI Primary View (PR) action, 3-7, 3-22

MPI Purge Process, Changes to, 3-2

MPI/PD Data Inquiry

CHK- Check Remote Query, 3-12
display query data, 3-13
Send Remote Query, 3-11

MPI/PD Data Inquiry (DI) action, 3-7, 3-10

MPI/PD Exception Handling

select exception action, 3-6

MPI/PD Exception Handling actions

display query data, 3-7

edit patient data, 3-6

HINQ Inquiry, 3-6

MPI Display Only Qry, 3-6

MPI Primary View, 3-7, 3-22

MPI/PD Data Inquiry, 3-7, 3-10

Patient Audit, 3-6

Patient Inquiry, 3-6

select exception, 3-4, 3-6

sort by date, 3-4, 3-5

sort by patient name, 3-4

sort by type, 3-4

Update to Processed, 3-7

View PV Rej Detail, 3-7, 3-14

View Selected Exception Type, 3-4, 3-6

MPI/PD Exception Handling option, 3-2

MPI/PD EXCEPTION PURGE [RG
EXCEPTION PURGE], 3-2

MPI/PD EXCEPTION PURGE background job, 3-2
 MPI/PD exception messages
 Exception Message Processing, 3-1
 MPI/PD EXCEPTION PURGE [RG EXCEPTION PURGE] background job, 3-2
 MPI/PD Exception Purge process, 3-16
 MPIF*1*52, 1-2

O

online
 Documentation, xviii
 technical information, How to obtain, xvii
 Online
 Help Frames, xviii
 options
 DG LOAD PATIENT DATA, 1
 DG REGISTER PATIENT, 1
 EAS EZ 1010EZ PROCESSING, 1
 RG EXCEPTION PURGE, 3-2
 Orientation, xv
 conventions for displaying TEST data, xv
 How to obtain technical information online, xvii
 How to use this manual, xv
 Who Should Read this Manual?, xvi

P

Patch
 RG*1*10, xvii
 RG*1*6, xvii
 XT*7.3*113, xvi
 XT*7.3*23, xvii
 XT*7.3*49, xvii
 Patch History, viii
 Patches MPIF*1*52, RG*1*54, XT*7.3*113, 1-2
 patient & user names
 test data, xv
 Patient Audit (AUD) action, 3-6
 Patient Inquiry (PI) action, 3-6
 Patient-Related Bulletins
 Do a match on SSN, and Coordinating Master Record Site (CMOR), 2-1
 Remote Sensitivity Indicated, 2-3
 Potential Mismatch Found on MPI
 MPI/PD Exception Messages, 1
 Primary View
 Authority Score Criteria, 3-21

Data Rules, 3-21
 Primary View Reject exception, 3-3, 3-5
 Primary View Reject Type
 select for processing, 3-16
 Purge Process, Changes to, 3-2

Q

question mark help,, xviii

R

Register a Patient, 1
 Revision History, iii
 Patch History, viii
 RG*1*10, xvii
 RG*1*54, 1-2
 RG*1*6, xvii

S

Security and Common Services
 Glossary Web Address, 25
 Select Exception (SE) action, 3-4, 3-6
 Select Exception actions
 edit patient data, 3-6
 HINQ Inquiry, 3-6
 MPI/PD Data Inquiry, 3-7
 Patient Audit, 3-6
 Patient Inquiry, 3-6
 Update Status to Processed, 3-7
 Send Remote Query, 3-11
 Social Security Numbers
 test data, xv
 Sort by Exception Type (ST) action, 3-4
 Sort by Patient Name (SN) action, 3-4
 Sort Exceptions by Date (SD) action, 3-4, 3-5
 Symbols Found in the Documentation, xv

T

test data
 patient & user names, xv
 Social Security Numbers, xv

U

Update to Processed (UPD) action, 3-7
 URLs
 Security and Common Services
 Web Address, Glossary, 25

Index

V

- VHA 19 HDI HC IDM Team distribution group, 3-20, 4-1
- View PV Rej Detail (PVR) action, 3-7, 3-14
 - automatically sends a remote query to the MPI, 3-17
 - select for processing, 3-17
- View Selected Exception Type (VT) action, 3-4

W

Web Pages

Security and Common Services

Glossary Web Address, 25

Who Should Read this Manual?, xvi

Why Doesn't a Patient Have a National ICN?, Appendix B, 1

X

XT*7.3*113, xvi, 1-2

XT*7.3*23, xvii

XT*7.3*49, xvii