



**Update 2\_0\_27**

**Clinical Reminders**

**VA-CHOICE DIALOGS**

**Install Guide**

**June 2017**

Product Development  
Office of Information Technology  
Department of Veterans Affairs

Table of Contents

<b>INTRODUCTION .....</b>	<b>1</b>
<b>INSTALL DETAILS .....</b>	<b>2</b>
<b>INSTALL EXAMPLE .....</b>	<b>2</b>
<b>POST INSTALLATION .....</b>	<b>6</b>

## **Introduction**

---

This update contains two clinical reminder dialogs VA-VHA CHOICE APPROVAL FOR MEDICAL CARE VA-FORM 10-0386 and VA-VCP AGREEMENT AUTHORIZATION VA-FORM 10-0386A. These reminder dialogs are a *replacement for current TXML templates* that are in use now.

UPDATE\_2\_0\_27 contains 1 Reminder Exchange entry:

**UPDATE\_2\_0\_27 VA-VHA CHOICE APPROVAL FOR MEDICAL CARE**

**The exchange file contains the following components:**

### **TIU TEMPLATE FIELD**

VA-10-0386A EDIT 30-40 REQ  
VA-10-0386 EDIT 30-40  
VA-10-0386 WP 2 LINE  
VA-10-0386 ALT POC TXT  
VA-10-0386A EDIT 30-40  
VA-10-0386 EDIT 30-40 REQ  
VA-10-0386 CALENDAR  
VA-10-0386 PLEASE NOTE TXT  
VA-10-0386 WP 2 LINE REQ  
VA-10-0386 NUMBER OF VISITS TXT  
VA-10-0386 SERVICE/PROCEDURE TXT  
VA-10-0386 SPECIALIST TXT  
VA-10-0386 CAT OF CARE TXT  
VA-10-0386 CALENDAR REQ  
VA-10-0386 CID TXT  
VA-10-0386A WP 2 LINE  
VA-10-0386A ELIGIBILITY TYPE TXT  
VA-10-0386A APPOINTMENT COMMENT TXT  
VA-10-0386A CALENDAR  
VA-10-0386A PLEASE NOTE TXT  
VA-10-0386A WP 2 LINE REQ  
VA-10-0386A NUMBER OF VISITS TXT  
VA-10-0386A SERVICE/PROCEDURE TXT  
VA-10-0386A SPECIALIST TXT  
VA-10-0386A SPECIALTY TXT  
VA-10-0386A USE OF PROVIDER AGRMNT LIST

### **HEALTH FACTORS**

VA-REMINDER UPDATES  
VA-UPDATE\_2\_0\_27

## REMINDER TERM

VA-REMINDER UPDATE\_2\_0\_27

## REMINDER DIALOG

VA-VHA CHOICE APPROVAL FOR MEDICAL CARE VA-FORM 10-0386

VA-VCP AGREEMENT AUTHORIZATION VA-FORM 10-0386A

## Install Details

---

This update is being distributed as a web host file. The address for the host file is:

**[http://vista.med.va.gov/reminders/UPDATE\\_2\\_0\\_27.PRD](http://vista.med.va.gov/reminders/UPDATE_2_0_27.PRD)**

The file will be installed using Reminder Exchange, programmer access is not required.

Installation:

=====

This update can be loaded with users on the system. Installation will take less than 20 minutes.

## Install Example

---

To Load the Web Host File. Navigate to Reminder exchange in Vista

```
+      + Next Screen  - Prev Screen  ?? More Actions  >>>
CFE Create Exchange File Entry      IH  Installation History
CHF Create Host File                 LHF  Load Host File
CMM Create MailMan Message           LMM  Load MailMan Message
DFE Delete Exchange File Entry       LWH  Load Web Host File
IFE Install Exchange File Entry      RI   Reminder Definition Inquiry
Select Action: Next Screen// LWH    Load Web Host File
Input the URL for the .prd file: http://vista.med.va.gov/reminders/UPDATE_2_0_27.PRD
```

At the **Select Action:** prompt, enter **LWH** for Load Web Host File

At the **Input the url for the .prd file:** prompt, type the following web address:

**[http://vista.med.va.gov/reminders/UPDATE\\_2\\_0\\_27.PRD](http://vista.med.va.gov/reminders/UPDATE_2_0_27.PRD)**

```
-----
http://vista.med.va.gov/reminders/UPDATE_2_0_27.PRD successfully loaded.
```

You should see a message at the top of your screen that the file successfully loaded.

Search and locate an entry titled UPDATE\_2\_0\_27 VA-CHOICE DIALOGS in reminder exchange.

+Item	Entry	Source	Date Packed
66	UPDATE_2_0_27 VA-CHOICE DIALOGS	GRIFFITH@SALT LAKE CI	06/14/2017@11:33
67	UPDATE_2_0_28 VA-MENINGOCOCCAL IMMUNIZATIONS	GRIFFITH@SALT LAKE CI	06/07/2017@09:53
68	UPDATE_2_0_29 VA-HOMELESSNESS FOOD INSECURITY	GRIFFITH@SALT LAKE CI	06/14/2017@08:43
69	UPDATE_2_0_30 VA-IRAQ & AFGHAN POST-DEPLOY	GRIFFITH@SALT LAKE CI	05/11/2017@05:37
70	UPDATE_2_0_30 VA-IRAQ & AFGHAN POST-DEPLOY	GRIFFITH@SALT LAKE CI	05/18/2017@13:25

```

+      + Next Screen  - Prev Screen  ?? More Actions  >>>
CFE Create Exchange File Entry      LHF Load Host File
CHF Create Host File                 LMM Load MailMan Message
CMM Create MailMan Message           LR List Reminder Definitions
DFE Delete Exchange File Entry       LWH Load Web Host File
IFE Install Exchange File Entry      RI Reminder Definition Inquiry
IH Installation History
Select Action: Next Screen// IFE Install Exchange File Entry
Enter a list or range of numbers (1-206): 66

```

At the **Select Action** prompt, enter **IFE** for Install Exchange File Entry  
Enter the number that corresponds with your entry titled UPDATE\_2\_0\_27 VA-CHOICE DIALOGS (in this example it is entry 66, it will vary by site)

```

Component Category Exists
Source: GRIFFITH,ELIZABETH A at SALT LAKE CITY
Date Packed: 06/14/2017@11:33:45
Package Version: 2.0P35

Description:
The following Clinical Reminder items were selected for packing:
REMINDER DIALOG
  VA-VHA CHOICE APPROVAL FOR MEDICAL CARE VA-FORM 10-0386
  VA-VCP AGREEMENT AUTHORIZATION VA-FORM 10-0386A

REMINDER TERM
  VA-REMINDER UPDATE_2_0_27

Keywords:

Components:
+      Enter ?? for more actions  >>>
IA Install all Components         IS Install Selected Component
Select Action: Next Screen// IA

```

At the **Select Action** prompt, type **IA** for Install all Components and hit enter.  
You will then see multiple prompts for installation.: \*Note that you will enter a response of **Install** for all new components.

**You will then be prompted to install the first reminder dialog component:**

Packed reminder dialog: VA-VHA CHOICE APPROVAL FOR MEDICAL CARE VA-FORM 10-0386

Item	Seq.	Dialog Findings	Type	Exists
1		VA-VHA CHOICE APPROVAL FOR MEDICAL CARE VA-FORM 10-0386	dialog	
2	5	VA-GP VHA FORM 10-0386 FORM TITLE Finding: *NONE*	group	
3	5.1	VA-VHA FORM 10-0386 BLANK LINE Finding: *NONE*	element	
4	5.2	VA-VHA FORM 10-0386 NON-DISCLOSURE STATEMENT Finding: *NONE*	element	
5	5.5	VA-VHA FORM 10-0386 BLANK LINE Finding: *NONE*	element	
6	5.10	VA-GP VHA FORM 10-0386 SELECT REFERRAL URGENCY Finding: *NONE*	group	
7	5.10.5	VA-VHA FORM 10-0386 ROUTINE Finding: *NONE*	element	
+ + Next Screen - Prev Screen ?? More Actions				
DD	Dialog Details		DT Dialog Text	IS Install Selected
DF	Dialog Findings		DU Dialog Usage	QU Quit
DS	Dialog Summary		IA Install All	

Select Action: Next Screen// IA

At the **Select Action** prompt, type **IA** to install the dialog – **VA-VHA CHOICE APPROVAL FOR MEDICAL CARE VA-FORM 10-0386**

Select Action: Next Screen// **IA Install All**

All dialog components for VA-VHA CHOICE APPROVAL FOR MEDICAL CARE VA-FORM 10-0386 are new.

Install reminder dialog and all components with no further changes: Y// ES

Dialog Components		May 18, 2017@16:44:57	Page: 1 of 37	
Packed reminder dialog: VA-VHA CHOICE APPROVAL FOR MEDICAL CARE VA-FORM 10-0386				
VA-VHA CHOICE APPROVAL FOR MEDICAL CARE VA-FORM 10-0386 (reminder dialog) instal				
Item	Seq.	Dialog Findings	Type	Exists
1		VA-VHA CHOICE APPROVAL FOR MEDICAL CARE VA-FORM 10-0386	dialog	X
2	5	VA-GP VHA FORM 10-0386 FORM TITLE Finding: *NONE*	group	X
3	5.1	VA-VHA FORM 10-0386 BLANK LINE Finding: *NONE*	element	X
4	5.2	VA-VHA FORM 10-0386 NON-DISCLOSURE STATEMENT Finding: *NONE*	element	X
5	5.5	VA-VHA FORM 10-0386 BLANK LINE Finding: *NONE*	element	X
6	5.10	VA-GP VHA FORM 10-0386 SELECT REFERRAL URGENCY Finding: *NONE*	group	X
7	5.10.5	VA-VHA FORM 10-0386 ROUTINE Finding: *NONE*	element	X
+ + Next Screen - Prev Screen ?? More Actions				
DD	Dialog Details		DT Dialog Text	IS Install Selected
DF	Dialog Findings		DU Dialog Usage	QU Quit
DS	Dialog Summary		IA Install All	

Select Action: Next Screen// **Q**

When the dialog has completed installation, you will then be returned to this screen. At the **Select Action** prompt, type **Q**.

**You will then be prompted to install the second reminder dialog component:**

```
Packed reminder dialog: VA-VCP AGREEMENT AUTHORIZATION VA-FORM 10-0386A [NATIONA
Item Seq. Dialog Findings Type Exists
1 VA-VCP AGREEMENT AUTHORIZATION VA-FORM 10-0386A dialog
2 5 VA-GP VCP FORM 10-0386A FORM TITLE group
Finding: *NONE*
3 5.1 VA-VCP FORM 10-0386A BLANK LINE element
Finding: *NONE*
4 5.2 VA-VCP FORM 10-0386A NON-DISCLOSURE STATEMENT element
Finding: *NONE*
5 5.4 VA-VCP FORM 10-0386A BLANK LINE element
Finding: *NONE*
6 5.5 VA-GP VCP FORM 10-0386A REASON FOR USE OF group
PROVIDER AGRMNT
Finding: *NONE*
7 5.10 VA-VCP FORM 10-0386A BLANK LINE element
Finding: *NONE*
+ + Next Screen - Prev Screen ?? More Actions
DD Dialog Details DT Dialog Text IS Install Selected
DF Dialog Findings DU Dialog Usage QU Quit
DS Dialog Summary IA Install All
Select Action: Next Screen// IA
```

At the **Select Action** prompt, type **IA** to install the dialog – **Q**

Select Action: Next Screen// **IA Install All**

Install reminder dialog and all components with no further changes: **Y// ES**

```
Packed reminder dialog: VA-VCP AGREEMENT AUTHORIZATION VA-FORM 10-0386A [NATIONA
VA-VCP AGREEMENT AUTHORIZATION VA-FORM 10-0386A (reminder dialog) installed from
Item Seq. Dialog Findings Type Exists
1 VA-VCP AGREEMENT AUTHORIZATION VA-FORM 10-0386A dialog X
2 5 VA-GP VCP FORM 10-0386A FORM TITLE group X
Finding: *NONE*
3 5.2 VA-VCP FORM 10-0386A NON-DISCLOSURE STATEMENT element X
Finding: *NONE*
4 5.5 VA-GP VCP FORM 10-0386A REASON FOR USE OF group X
PROVIDER AGRMNT
Finding: *NONE*
5 5.15 VA-VCP FORM 10-0386A COMMUNITY PROVIDER NAME element X
Finding: *NONE*
6 5.25 VA-VCP FORM 10-0386A AUTHORIZATION NUMBER element X
Finding: *NONE*
7 5.35 VA-VCP FORM 10-0386A VA ORDERING PROVIDER element X
Finding: *NONE*
+ + Next Screen - Prev Screen ?? More Actions
DD Dialog Details DT Dialog Text IS Install Selected
DF Dialog Findings DU Dialog Usage QU Quit
DS Dialog Summary IA Install All
Select Action: Next Screen// Q
```

When the dialog has completed installation, you will then be returned to this screen. At the **Select Action** prompt, type **Q**.

Component	Category	Exists
Source: GRIFFITH,ELIZABETH A at SALT LAKE CITY		
Date Packed: 06/14/2017@11:33:45		
Package Version: 2.0P35		
Description:		
The following Clinical Reminder items were selected for packing:		
REMINDER DIALOG		
VA-VHA CHOICE APPROVAL FOR MEDICAL CARE VA-FORM 10-0386		
VA-VCP AGREEMENT AUTHORIZATION VA-FORM 10-0386A		
REMINDER TERM		
VA-REMINDER UPDATE_2_0_27		
Keywords:		
Components:		
+ + Next Screen - Prev Screen ?? More Actions >>>		
IA	Install all Components	IS Install Selected Component
Select Action: Next Screen// Q		

You will then be returned to this screen. At the **Select Action** prompt, type **Q**.

## Install Completed Post Installation

---

### 1. Make the Dialog templates available to be attached to a Personal or Shared template or to be able to attach the dialog to a progress note title.

#### From the Reminders Manager Menu:

Select Reminder Managers Menu Option: **CP CPRS Reminder Configuration**

- CA Add/Edit Reminder Categories
- CL CPRS Lookup Categories
- CS CPRS Cover Sheet Reminder List
- MH Mental Health Dialogs Active
- PN Progress Note Headers
- RA Reminder GUI Resolution Active
- TIU TIU Template Reminder Dialog Parameter
- DL Default Outside Location
- PT Position Reminder Text at Cursor

Select CPRS Reminder Configuration Option: **TIU TIU Template Reminder Dialog Parameter**

Reminder Dialogs allowed as Templates may be set for the following:

- 1 User USR [choose from NEW PERSON]
- 3 Service SRV [choose from SERVICE/SECTION]
- 4 Division DIV [choose from INSTITUTION]
- 5 System SYS [NATREM.FO-SLC.MED.VA.GOV]

Enter selection: **5** Choose the appropriate number for your site. Your site may do this by System or other levels. The example below uses SYSTEM level



Setting Reminder Dialogs allowed as Templates for System:

Select Display Sequence: **?**

148 VA-VETERANS CHOICE NOTE

149 VA-TBI SCREENING

151 VACO TRANSPLANT REFERRAL (D)

*When you type a question mark above, you will see the list of #'s (with dialogs) that are already taken. Choose a number **NOT** on this list. For this example, looking above I see the numbers 152 and 153 are not present, so I will use 152 and 153.*

Select Display Sequence: **152**

Are you adding 152 as a new Display Sequence? Yes// **Y YES**

Display Sequence: 152// <Enter>

Clinical Reminder Dialog: **VA-VHA CHOICE APPROVAL FOR MEDICAL CARE VA-FORM 10-0386** <Enter>

OK? Yes// <Enter> (Yes)

Select Display Sequence: **153**

Are you adding 153 as a new Display Sequence? Yes// **Y YES**

Display Sequence: 153// <Enter>

Clinical Reminder Dialog: **VA-VCP AGREEMENT AUTHORIZATION VA-FORM 10-0386A** <Enter>

OK? Yes// <Enter> (Yes)

## 2. Setup of Note titles

**These note titles should already exist on your system. If you do not have these note titles on your system create them by following the instructions below.**

Create the **VCP-CHOICE PROV AGRMT VAF 10-0386A** note title in the same **Document Class** that currently contains other local Veterans Choice Program/Non-VA care progress note titles. Map the note title to the VHA Enterprise Standard Title: NONVA NOTE.

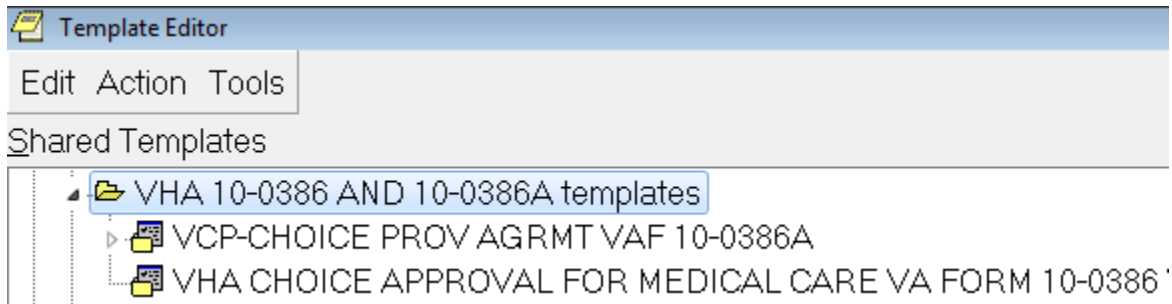
Create the **VHA CHOICE APPROVAL FOR MEDICAL CARE VA-FORM 10-0386** note title in the same **Document Class** that currently contains other local Veterans Choice Program/Non-VA care progress note titles. Map the note title to the VHA Enterprise Standard Title: NONVA NOTE.

Comprehensive information on Creating Document Definitions can be found beginning on page 47 of the [TIU/ASU Implementation Guide](#)

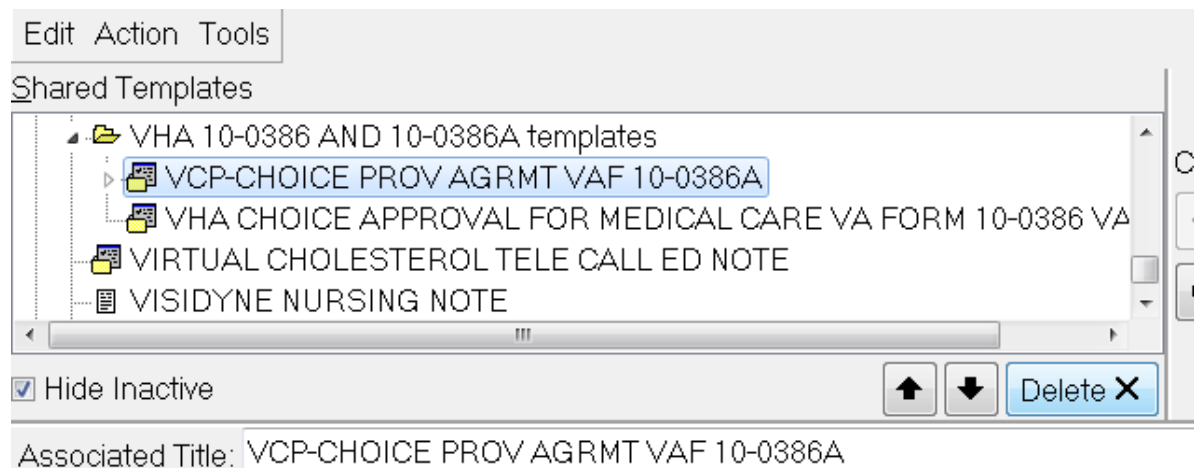
3. Associate the reminder dialog with the note title in CPRS.

**The VCP-CHOICE PROV AGRMT VAF 10-0386A and the VHA CHOICE APPROVAL FOR MEDICAL CARE VA-FORM 10-0386 note titles may have TIU templates associated with them.**

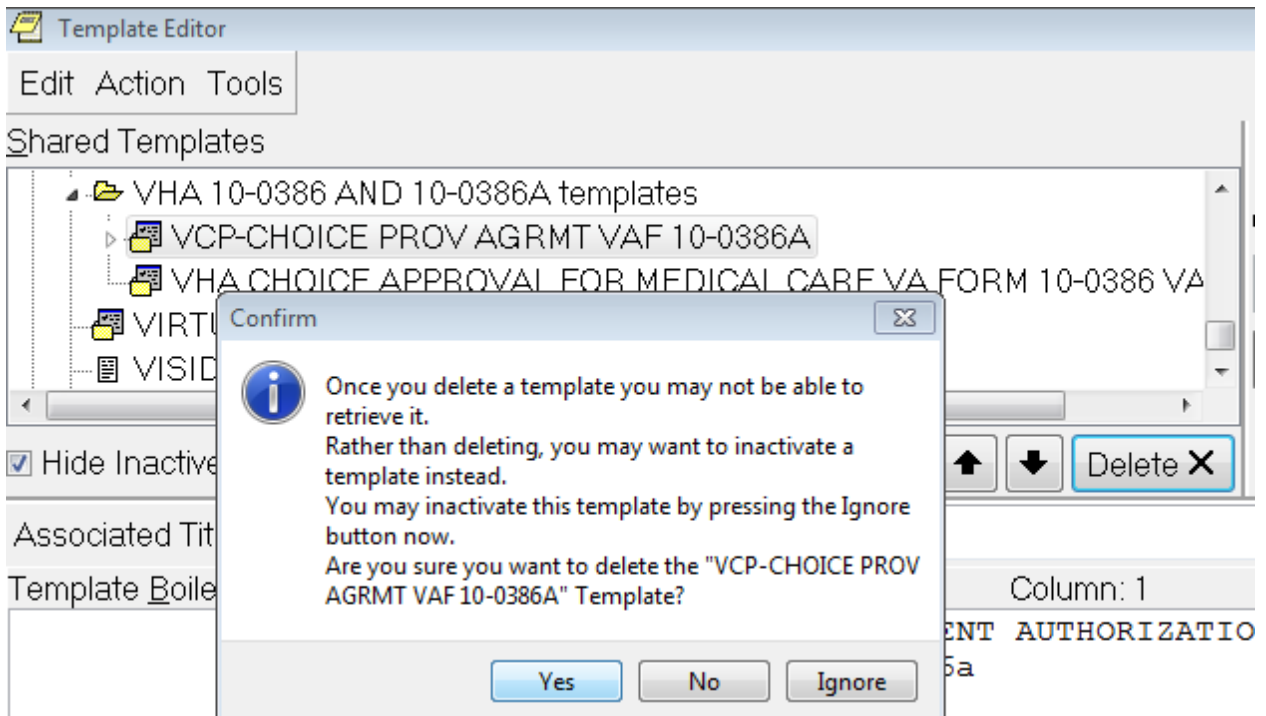
- a) In the DOCUMENTS TITLES FOLDER, find the previous version of the templates which should have associated note titles.



- b) Click on one of the previous version templates and click DELETE.



- c) A confirmation message will appear; click YES to delete the previous version of the template.

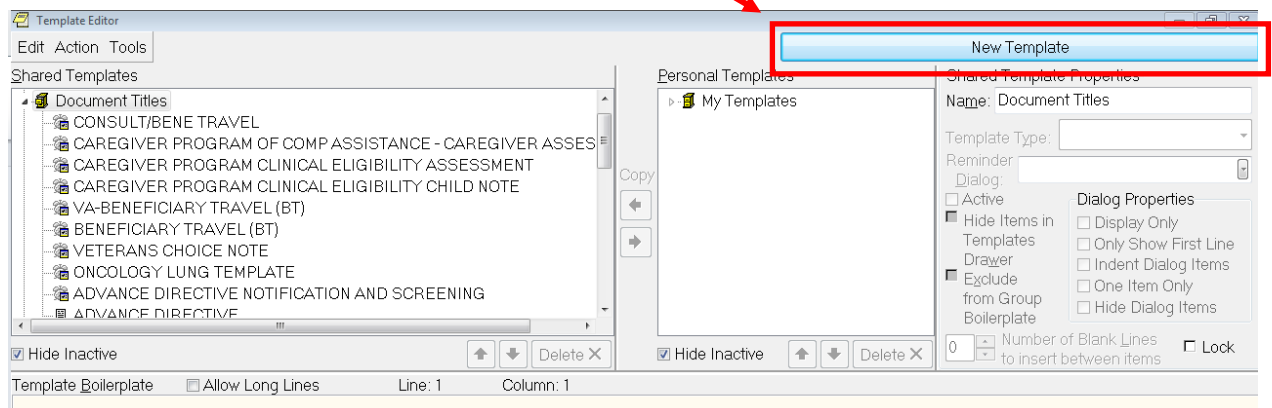


- d) Click APPLY to save the changes.

- e) Repeat steps 3a-3d for the second template.

4. To associate the two new reminder dialog templates to the note titles, go to Template Editor and then click on the Document Titles Folder.

5. Choose New Template (top right-hand corner).



**6. Type in the following information:**

**Name:** VCP-CHOICE PROV AGRMT VAF 10-0386A

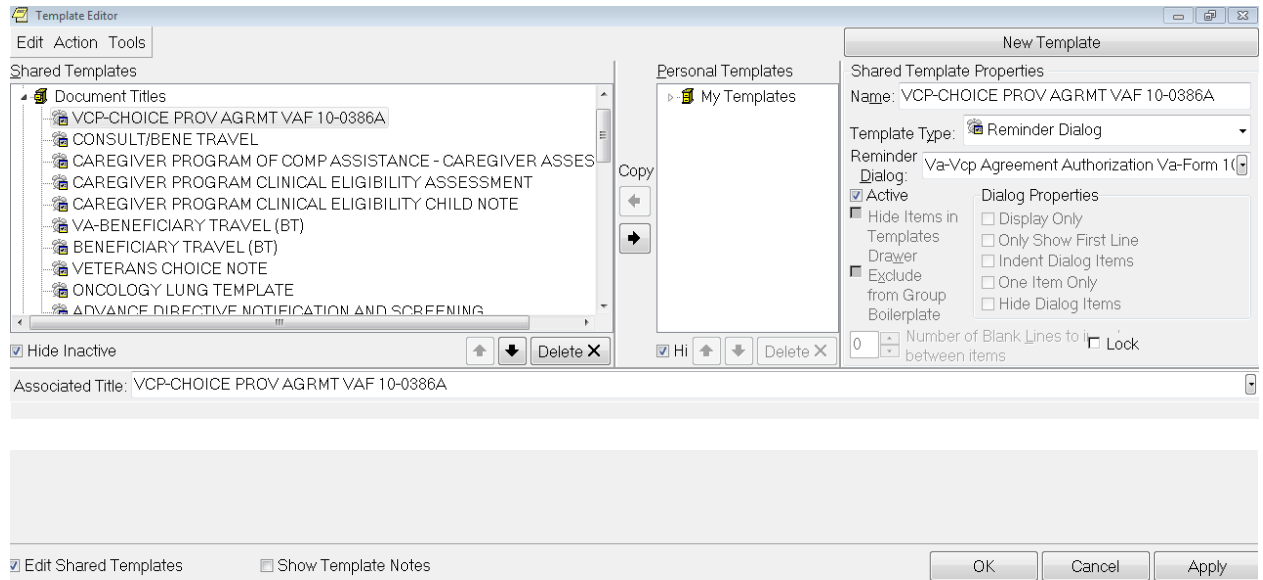
**Template Type:** Reminder Dialog

**Reminder Dialog:** VA-VCP AGREEMENT AUTHORIZATION VA-FORM 10-0386A

**Associated Title:** VCP-CHOICE PROV AGRMT VAF 10-0386A

**Click Apply**

**Click OK**



**Name:** VHA CHOICE APPROVAL FOR MEDICAL CARE VA-FORM 10-0386

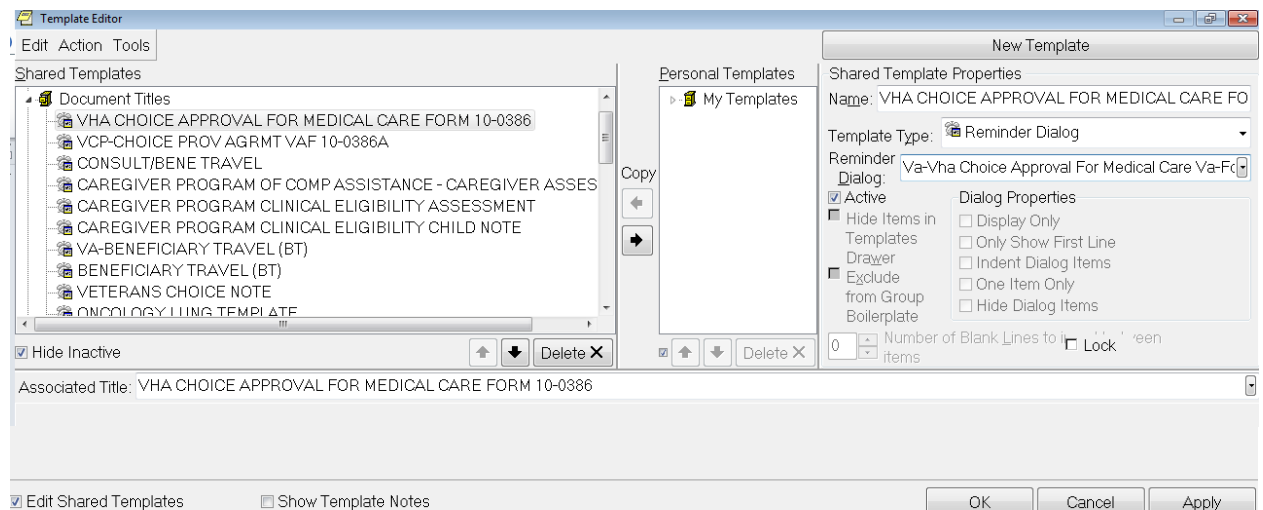
**Template Type:** Reminder Dialog

**Reminder Dialog:** VA-VHA CHOICE APPROVAL FOR MEDICAL CARE VA-FORM 10-0386

**Associated Title:** VHA CHOICE APPROVAL FOR MEDICAL CARE VA-FORM 10-0386

**Click Apply**

**Click OK**



## 7. Update of Elements to enter the Veteran's demographic information and the facility's information.

You will need to insert data objects representing the Veteran's demographic information if available and insert your facility's information into the dialog element(s) below.

For the **VA-VCP AGREEMENT AUTHORIZATION VA-FORM 10-0386A** reminder dialog template, the elements are:

VAL-VCP FORM 10-0386A VETERANS NAME  
VAL-VCP FORM 10-0386A VETERANS DATE OF BIRTH  
VAL-VCP FORM 10-0386A VETERANS SOCIAL SECURITY NUMBER  
VAL-VCP FORM 10-0386A VETERANS ADDRESS  
VAL-VCP FORM 10-0386A VETERANS PHONE NUMBER  
VAL-VCP FORM 10-0386A VETERANS ALTERNATE PHONE NUMBER  
VAL-VCP FORM 10-0386A VETERANS ALTERNATE ADDRESS  
VAL-VCP FORM 10-0386A ALTERNATE POC NAME  
VAL-VCP FORM 10-0386A ALTERNATE POC ADDRESS  
VAL-VCP FORM 10-0386A ALTERNATE POC PHONE NUMBER  
VAL-VCP FORM 10-0386A LOCAL VHA OCC MANAGER NAME  
VAL-VCP FORM 10-0386A LOCAL VHA OCC MANAGER TITLE  
VAL-VCP FORM 10-0386A LOCAL VHA OCC CONTACT NUMBER  
VAL-VCP FORM 10-0386A AFTER HOURS POINT OF CONTACT NUMBER  
VAL-VCP FORM 10-0386A FACILITY NUMBER  
VAL-VCP FORM 10-0386A FACILITY NAME  
VAL-VCP FORM 10-0386A FACILITY STREET ADDRESS  
VAL-VCP FORM 10-0386A FACILITY CITY  
VAL-VCP FORM 10-0386A FACILITY STATE  
VAL-VCP FORM 10-0386A FACILITY ZIP CODE  
VAL-VCP FORM 10-0386A FACILITY FAX NUMBER

For the **VA-VHA CHOICE APPROVAL FOR MEDICAL CARE VA-FORM 10-0386** reminder dialog template, the elements are:

VAL-VHA FORM 10-0386 LOCAL VHA OCC MANAGER NAME  
VAL-VHA FORM 10-0386 LOCAL VHA OCC MANAGER TITLE  
VAL-VHA FORM 10-0386 LOCAL VHA OCC CONTACT NUMBER  
VAL-VHA FORM 10-0386 AOD/EMERGENCY CONTACT NUMBER  
VAL-VHA FORM 10-0386 FACILITY NUMBER  
VAL-VHA FORM 10-0386 FACILITY NAME  
VAL-VHA FORM 10-0386 FACILITY STREET ADDRESS  
VAL-VHA FORM 10-0386 FACILITY CITY  
VAL-VHA FORM 10-0386 FACILITY STATE  
VAL-VHA FORM 10-0386 FACILITY ZIP CODE  
VAL-VHA FORM 10-0386 FACILITY FAX NUMBER  
VAL-VHA FORM 10-0386 VETERANS NAME  
VAL-VHA FORM 10-0386 VETERANS DATE OF BIRTH  
VAL-VHA FORM 10-0386 VETERANS SOCIAL SECURITY NUMBER

VAL-VHA FORM 10-0386 VETERANS ADDRESS  
VAL-VHA FORM 10-0386 VETERANS PHONE NUMBER  
VAL-VHA FORM 10-0386 VETERANS ALTERNATE PHONE NUMBER  
VAL-VHA FORM 10-0386 VETERANS ALTERNATE ADDRESS  
VAL-VHA FORM 10-0386 ALTERNATE POC NAME  
VAL-VHA FORM 10-0386 ALTERNATE POC ADDRESS  
VAL-VHA FORM 10-0386 ALTERNATE POC PHONE NUMBER

Navigate to Reminder Dialogs and change your view to **ELEMENTS**.

Search for **VAL-VCP FORM** to find the Elements for the **VA-VCP AGREEMENT AUTHORIZATION VA-FORM 10-0386A** reminder dialog template

Even though this element begins with “VAL-“, it is LOCAL, so you will be able to edit the DIALOG/PROGRESS NOTE TEXT field.

- 1) Replace the text in the Veteran’s information with patient data objects.  
You will replace the existing template field with a data object.
- 2) Replace the text in the facility’s information with your site’s information, if you are an integrated site, you may want to leave these as text fields.

Search again for **VAL-VHA FORM** to find the Elements for the **VA-VHA CHOICE APPROVAL FOR MEDICAL CARE VA-FORM 10-0386** reminder dialog template.

Even though this element begins with “VAL-“, it is LOCAL, so you will be able to edit the DIALOG/PROGRESS NOTE TEXT field.

- 1) Replace the text in the Veteran’s information with patient data objects.  
You will replace the existing template field with a data object.
- 3) Replace the text in the facility’s information with your site’s information, if you are an integrated site, you may want to leave these as text fields.

**NOTE:** *If you require further technical assistance, please notify your local IT support to log a national CA Service Desk Manager (SDM) ticket (previously a Remedy™ ticket) or contact the VA Service Desk at 1-888-596-4357 and have them submit a national CA ticket to the Incident Area: NTL.APP.VISTA.CLINICAL REMINDERS 2\_0 and we will contact you*