

**Kernel 8.0 and Kernel Toolkit 7.3**  
**Technical Manual**



**October 2018**

**Department of Veterans Affairs (VA)**  
**Office of Information and Technology (OIT)**  
**Enterprise Program Management Office (EPMO)**

## Revision History

| Date       | Revision | Description  | Author  |
|------------|----------|--|---|
| 10/11/2018 | 5.4      | Tech Edits for Kernel Patch XU*8.0*690: <ul style="list-style-type: none"> <li>• Updated the “ALERT CRITICAL TEXT” entry in <a href="#">Table 15</a>.</li> <li>• Updated the “XQAL ALERT LIST FROM DATE,” “XQAL CRITICAL ALERT COUNT,” and “XQAL USER ALERTS COUNT” entries in <a href="#">Table 23</a>.</li> </ul>  | VistA Infrastructure (VI) Development Team                            |
| 10/09/2018 | 5.3      | Tech Edits for Kernel Patch XU*8.0*672: <ul style="list-style-type: none"> <li>• Added the <b>XU8P672E</b> routine to <a href="#">Table 9</a>.</li> <li>• Updated the <b>XPDMENU</b> entry in <a href="#">Table 26</a> for Kernel Patch XU*8.0*672: Added the LOCK and RLOCK tags.</li> </ul>  | VistA Infrastructure (VI) Development Team                            |
| 08/22/2018 | 5.2      | Updates for Kernel Patch XU*8.0*679: <ul style="list-style-type: none"> <li>• Added Section <a href="#">15.5.1</a>, “<a href="#">Electronic Signature Restrictions</a>.”</li> <li>• Added the XU SIG BLOCK DISABLE parameter to <a href="#">Table 5</a>.</li> <li>• Added the XUSESIG2 and XUSESIG3 routines to <a href="#">Table 9</a>.</li> <li>• Modified the XUSESIG BLOCK option (Type and Routine columns) and added the XUSESIG DEG option in <a href="#">Table 23</a>.</li> <li>• Added the XUSIG security key to <a href="#">Table 35</a>.</li> </ul> | Developer: L.B.<br>Contract Tech Writer: E.W.<br>VA Tech Writer: T.B. |
| 08/15/2018 | 5.1      | Tech Edits: Final merge of all remaining content in the <i>Kernel Toolkit Technical Manual</i> into the <i>Kernel 8.0 &amp; Kernel Toolkit 7.3 Technical Manual</i> (this manual): <ul style="list-style-type: none"> <li>• Added the following sections for Kernel Toolkit:               <ul style="list-style-type: none"> <li>○ Section <a href="#">1.1</a>, “<a href="#">Kernel</a>.”</li> </ul> </li> </ul>  | VistA Infrastructure (VI) Tech Writer: T.B.                           |

| Date       | Revision | Description   | Author                                     |
|------------|----------|---|--|
|            |          | <ul style="list-style-type: none"> <li>○ Section <a href="#">1.2</a>, “<a href="#">Kernel Toolkit</a>.”</li> <li>○ Section <a href="#">1.2.1</a>, “<a href="#">Multi-Term Look-Up (MTLU)</a>.”</li> <li>○ Section <a href="#">1.2.2</a>, “<a href="#">Duplicate Resolution Utilities</a>.”</li> <li>○ Section <a href="#">2.11</a>, “<a href="#">Implementing Multi-Term Look-Up</a>.”</li> <li>○ Section <a href="#">2.12</a>, “<a href="#">Implementing Duplicate Resolution Utilities</a>.”</li> <li>○ Section <a href="#">2.13</a>, “<a href="#">Configuring VAX/Alpha Performance Monitor (VPM)</a>.”</li> </ul> <p><b>Software Versions:</b></p> <ul style="list-style-type: none"> <li>● <b>Kernel 8.0</b></li> <li>● <b>Toolkit 7.3</b></li> </ul>  |  |
| 01/23/2018 | 5.0      | <p>Tech Edits:</p> <ul style="list-style-type: none"> <li>● Changed the <b>XUS SIGNON SETUP</b> RPC in <a href="#">Table 28</a> from “RESTRICTED” to “PUBLIC,” as per developer, H. W.</li> <li>● Added an ICR column to <a href="#">Table 28</a> to list any known ICRs associated with RPCs.</li> <li>● Updated the <b>XUS GET VISITOR</b> and <b>XUS SET VISITOR</b> RPCs in <a href="#">Table 28</a>.</li> <li>● Updated Section <a href="#">4</a> and <a href="#">Table 15</a>; and Section <a href="#">15.7</a> and <a href="#">Figure 20</a> for missing Toolkit files: 15.2, 15.3, and 15.4.</li> <li>● Updated many sections with content extracted from the <i>Assign Person Class to Providers Patch Supplement</i> document (e.g., routines, files, fields, globals, options, etc.).</li> <li>● Modified/Removed VAH and MGR references (H. W.): <ul style="list-style-type: none"> <li>○ Retitled and updated Section <a href="#">14.1</a> to “Globals in Production Accounts.”</li> <li>○ Removed reference to “VAH and updated Table 33.</li> <li>○ Merged content from Table 34 into Table 33.</li> </ul> </li> </ul> | VistA Infrastructure (VI) Development Team |

| Date | Revision | Description  | Author |
|------|----------|--|--------|
|      |          | <ul style="list-style-type: none"> <li>○ Deleted Section 14.2, “Globals in MGR Account.”</li> <li>● Added Caution note regarding modification of Kernel routines in the “Software Disclaimer” section.</li> <li>● Added the “System Management Menus” section and sub-sections from the Kernel 8.0 &amp; Kernel Toolkit 7.3 Systems Management Guide into this document.</li> <li>● Replaced “Integration Agreement (IA)” with “Integration Control Registration (ICR)” throughout the document.</li> <li>● Added <a href="#">Table 10</a> in Section <a href="#">3.2</a>; added routines exported with the Broker Security Enhancement (BSE) software.</li> <li>● Updated the <b>XUS SET VISITOR</b> RPC in <a href="#">Table 28</a>.</li> <li>● Kernel Patch XU*8.0*605: Added the IPV tool options (XLFIPV*) to <a href="#">Figure 10</a> and <a href="#">Table 23</a>.</li> <li>● Added the following protocols to the KERNEL SYSTEM PARAMETERS (#8989.3) File in <a href="#">Table 3</a>: <ul style="list-style-type: none"> <li>○ ORGANIZATION (#200.2)</li> <li>○ ORGANIZATION ID (#200.3)</li> <li>○ SECURITY TOKEN SERVICE (#200.1)</li> </ul> </li> <li>● Added the XUEXISTING USER protocol to the KERNEL PARAMETERS (#8989.2) File in <a href="#">Table 4</a>.</li> <li>● Added the following protocols to the PARAMETER DEFINITION (#8989.51) File in <a href="#">Table 5</a>: <ul style="list-style-type: none"> <li>○ XU522</li> <li>○ XU594</li> <li>○ XU645</li> </ul> </li> <li>● Added the following routines to <a href="#">Table 9</a>: <ul style="list-style-type: none"> <li>○ XLFSPAN</li> </ul> </li> </ul> |        |

| Date | Revision | Description   | Author |
|------|----------|---|--------|
|      |          | <ul style="list-style-type: none"> <li>○ XUCERT</li> <li>○ XUCERT1</li> <li>○ XUESSO1</li> <li>○ XUESSO2</li> <li>○ XUESSO3</li> <li>○ XUESSO4</li> <li>○ XUSAML</li> <li>• Added the REMOTE APPLICATION (#8994.5) file to <a href="#">Table 15</a>.</li> <li>• Added the RPC Broker Management Menu [XWB MENU] to <a href="#">Table 23</a>.</li> <li>• Changed the XUS GET USER INFO RPC in <a href="#">Table 28</a> from “PUBLIC’ to “RESTRICTED.”</li> <li>• Reformatted document to follow latest documentation standards and formatting rules. Also, formatted document for online presentation vs. print presentation (i.e., for double-sided printing). These changes include: <ul style="list-style-type: none"> <li>○ Revised section page setup.</li> <li>○ Removed section headers.</li> <li>○ Revised document footers.</li> <li>○ Removed blank pages between sections.</li> <li>○ Revised all heading style formatting.</li> <li>○ Updated organizational references (e.g., “Product Development [PD]” to “Enterprise Program Management Office [EPMO]).</li> <li>○ Redacted document for the following information: <ul style="list-style-type: none"> <li>○ Names (replaced with role and initials).</li> <li>○ Production IP addresses and ports.</li> <li>○ VA Intranet websites.</li> <li>○ Server geographic locations and node names.</li> </ul> </li> </ul> </li> </ul> |        |

| Date       | Revision | Description  | Author  |
|------------|----------|--|---|
|            |          | <b>Software Versions:</b> <ul style="list-style-type: none"> <li>• <b>Kernel 8.0</b></li> <li>• <b>Toolkit 7.3</b></li> </ul>  |   |
| 07/19/2017 | 4.2      | Tech Edits Kernel Patch XU*8.0*671: <ul style="list-style-type: none"> <li>• Updated Person Class File #8932.1 in <a href="#">Table 15</a>. Added updated description: Per VHA Directive 2005-044, this file has been “locked down” by Data Standardization (DS). The file definition (i.e., data dictionary) <i>shall not</i> be modified. All additions, changes and deletions to entries in the file <i>shall</i> be done by Enterprise Reference Terminology (ERT) using the Master File Server (MFS), provided by Common Services (CS).</li> <li>• Reviewed the updated section for Section 508 compliance.</li> </ul>  | Developers: J. H, D. D. (ManTech Mission Solutions & Services Group)<br>Technical Writer: S. K. ManTech Mission Solutions & Services Group) |
| 05/31/2013 | 4.1      | Updates: <ul style="list-style-type: none"> <li>• Updates for Patch XU*8.0*614 based on feedback from Herlan Westra:               <ul style="list-style-type: none"> <li>○ Added the Single User Menu Tree Rebuild [XQBUILDUSER] option to the “XUMAINT” section and menu tree diagram in Figure 9 and in Table 23. It was attached to the Menu Rebuild Menu [XQBUILDMAIN] option.</li> <li>○ Added the XQBUILDMAIN option to Table 23.</li> <li>○ Added the XQ LIST UNREFERENCED OPTIONS option to <a href="#">Table 23</a>.</li> <li>○ Added the XQ MENUMANAGER PROMPT parameter to Table 5.</li> </ul> </li> <li>• Updated menu diagrams in the “<a href="#">Systems Manager Menu [EVE]</a>” section for:               <ul style="list-style-type: none"> <li>○ XUTIO in Figure 8.</li> </ul> </li> </ul> | Developers: H. W.<br>Technical Writer: T. B.  |

| Date       | Revision | Description   | Author  |
|------------|----------|---|---|
|            |          | <ul style="list-style-type: none"> <li>○ XUMAINT in Figure 9.</li> <li>○ XUSITEMGR in Figure 10.</li> <li>○ XUPROG in Figure 11.</li> <li>○ XU-SPL-MGR in Figure 12.</li> <li>○ XUSPY in Figure 13.</li> <li>○ XUTM MGR in Figure 14.</li> <li>○ XUSER in Figure 15.</li> <li>○ ZTMQUEUEABLE OPTIONS in Figure 16.</li> <li>○ XUCOMMAND in Figure 17.</li> <li>• Added the IP SECURITY ON field parameter to <a href="#">Table 3</a>.</li> <li>• Reviewed and updated any missing APIs in the “<a href="#">Callable Entry Points</a>” section.</li> <li>• Added bookmarks (identifiers) to all tables for Section 508 conformance.</li> </ul> <p><b>Software Versions:</b></p> <ul style="list-style-type: none"> <li>• <b>Kernel 8.0</b></li> <li>• <b>Toolkit 7.3</b></li> </ul>                            |   |
| 04/30/2013 | 4.0      | <p>Updates:</p> <ul style="list-style-type: none"> <li>• Updated the following sections and tables for Kernel Patch XU*8.0*580: <ul style="list-style-type: none"> <li>○ Added the new XUEPCS REPORT DEVICE parameter to <a href="#">Table 5</a>.</li> <li>○ Added the following new ePCS routines to “<a href="#">Routines</a>” section in <a href="#">Table 9</a>: <ul style="list-style-type: none"> <li>– XUEPCSED</li> <li>– XUEPCSRT</li> </ul> </li> <li>○ Added the following new ePCS files to the “<a href="#">Files</a>” section in <a href="#">Table 15</a>: <ul style="list-style-type: none"> <li>– XUEPCS DATA (#8991.6) file</li> <li>– XUEPCS PSDRPH AUDIT (#8991.7) file</li> </ul> </li> <li>○ Added the new ePCS options to the “<a href="#">Exported Options</a>”</li> </ul> </li> </ul> | <p>Developers: G. B., J. G., J. I, A. L., J. M., R. Men., R. Met., and M. T.</p> <p>Technical Writer: T. B.</p> |

| Date | Revision | Description   | Author |
|------|----------|---|--------|
|      |          | <p>section in <a href="#">Table 23</a>.</p> <ul style="list-style-type: none"> <li>○ Added the following new and modified ePCS APIs to the “<a href="#">Callable Entry Points</a>” section in <a href="#">Table 26</a>: <ul style="list-style-type: none"> <li>– \$\$DEA^XUSER</li> <li>– \$\$DETOX^XUSE</li> <li>– \$\$SDEA^XUSER</li> <li>– \$\$VDEA^XUSER</li> </ul> </li> <li>○ Added the following new and modified RPCs to the “<a href="#">Remote Procedure Calls (RPCs)</a>” section in <a href="#">Table 28</a>: <ul style="list-style-type: none"> <li>– XU EPCS EDIT</li> <li>– XUS PKI SET UPN</li> <li>– XUS PKI GET UPN</li> <li>– XWB GET VARIABLE VALUE</li> </ul> </li> <li>○ Added the XUSSPKI SAN bulletin to the “<a href="#">Bulletins</a>” section in <a href="#">Table 34</a>.</li> <li>○ Added the XUEPCSEEDIT security key to the “<a href="#">Security Keys</a>” section in <a href="#">Table 35</a>.</li> <li>● Reformatted document to follow current style guides and standards.</li> <li>● Replaced references from “<i>VA FileMan Getting Started Manual</i>” to “<i>VA FileMan User Manual</i>,” since the next VA FileMan 22.n software version will be creating a new “<i>VA FileMan Getting Started Manual</i>.”</li> <li>● Added the “<a href="#">Kernel Parameter Definitions (#8989.51) File</a>” section and <a href="#">Table 5</a>.</li> <li>● Added the “<a href="#">Remote Procedure Calls (RPCs)</a>” section and <a href="#">Table 28</a>.</li> <li>● Added the “<a href="#">Bulletins</a>” section and <a href="#">Table 34</a>.</li> <li>● Patch XU*8.0*546: Support for Device Hunt Groups was</li> </ul> |        |



| Date | Revision | Description  | Author |
|------|----------|--|--------|
|      |          | <p>removed. This includes removal of the *HUNT GROUP (#29) and HUNT GROUP DEVICE (#30) fields in the DEVICE (#3.5) file. Sites had to remove any HUNT GROUP devices before installing this patch using VA FileMan to find any existing Hunt Groups. Chapter 18, "Hunt Groups" was deleted from this manual. Also, any references to "Hunt Groups" were removed.</p> <ul style="list-style-type: none"> <li>• Patches XU*8.0*285: Added the ALERT RECIPIENT TYPE (#8992.2) file to <a href="#">Table 12</a> and <a href="#">Table 15</a>.</li> <li>• Patch XU*8.0*513: Added the ALERT CRITICAL TEXT (#8992.3) file to <a href="#">Table 12</a> and <a href="#">Table 15</a>.</li> <li>• Merging <i>Toolkit Technical Manual</i> content into <i>Kernel 8.0 &amp; Kernel Toolkit 7.3 Technical Manual</i>. The Kernel Toolkit documentation set is being combined with the Kernel documentation set. All Kernel Toolkit content will eventually be moved to the appropriate Kernel manual, section, and chapter.</li> </ul> <p>In the <i>Kernel 8.0 &amp; Kernel Toolkit 7.3 Technical Manual</i>, all of the Kernel Toolkit references for routines, files, options, APIs, Direct Mode Utilities, etc. have been added to the appropriate chapter/section.</p> <ul style="list-style-type: none"> <li>• Updated <a href="#">Table 23</a> option descriptions.</li> <li>• Changed Kernel document title references.</li> <li>• Kernel 8.0 &amp; Kernel Toolkit 7.3 Developer's Guide (previously known as the Kernel Programmer Manual).</li> <li>• Kernel 8.0 &amp; Kernel Toolkit 7.3 Systems Management Guide</li> </ul> |        |

| Date | Revision | Description  | Author |
|------|----------|--|--------|
|      |          | <p>(previously known as the Kernel Systems Manual).</p> <ul style="list-style-type: none"> <li>• Updates based on functionality/changes added with Kernel Patch XU*8.0*593:</li> <li>• Added the “XU USER START-UP” entry in <a href="#">Table 19</a>.</li> <li>• Added the “XU USER START-UP” entry in <a href="#">Table 23</a>.</li> <li>• Updated references to the VDL.</li> <li>• Updated all organizational references as needed (e.g., Enterprise Program Management Office [EPMO], removed all HSD&amp;D references)</li> <li>• Removed obsolete references to MSM, PDP, 486, VAX Alpha, etc. and changed/updated references to DSM for OpenVMS to Caché where appropriate.</li> <li>• Updated “<a href="#">Orientation</a>” section.</li> <li>• Updated the overall document for current national documentation standards and style guides. For example: <ul style="list-style-type: none"> <li>• Changed all Heading <i>n</i> styles to use Arial font.</li> <li>• Changed all Heading <i>n</i> styles to be left justified.</li> <li>• Added blue font highlighting and underline to signify internal links to figures, tables, or sections for ease of use, similar to what one sees to hyperlinks on a Web page.</li> </ul> </li> <li>• Updated document for Section 508 conformance using word’s built-in Accessibility check: <ul style="list-style-type: none"> <li>○ Added table bookmarks.</li> <li>○ Added screen tips for all URL links.</li> <li>○ Changed all floating callout boxes to in-line, causing reformatting of numerous dialogue screen captures.</li> </ul> </li> </ul> |        |

| Date       | Revision | Description   | Author   |
|------------|----------|---|--|
|            |          | <b>Software Versions:</b> <ul style="list-style-type: none"> <li>• <b>Kernel 8.0</b></li> <li>• <b>Toolkit 7.3</b></li> </ul>   |  |
| 01/24/2006 | 3.0      | Updates: <ul style="list-style-type: none"> <li>• Reformatted document to follow the latest ISS SOP Guidelines.</li> <li>• Updated files, routines, options, APIs, security keys, etc.</li> </ul> <b>Software Version: 8.0</b>  | OIFO: <ul style="list-style-type: none"> <li>• Maintenance Project Manager: J. Sch.</li> <li>• Developer: W. F</li> <li>• Technical Writer: T. B.</li> </ul> |
| 02/03/2005 | 2.0      | Reformatted document to follow the latest ISS styles and guidelines. No other content updates have been made in regard to released patches at this time. <p>Reviewed document and edited for the “Data Scrubbing” and the “PDF 508 Compliance” projects.</p> <b>Data Scrubbing</b> —Changed all patient/user TEST data to conform to OIT standards and conventions as indicated below: <ul style="list-style-type: none"> <li>• The first three digits (prefix) of any Social Security Numbers (SSN) start with “000” or “666.”</li> <li>• Patient or user names are formatted as follows:<br/>KRNPATIENT,[N] or<br/>KRNUSER,[N] respectively, where the N is a number written out and incremented with each new entry (e.g., KRNPATIENT, ONE, KRNPATIENT, TWO, etc.).</li> <li>• Other personal demographic-related data (e.g., addresses, phones, IP addresses, etc.) were also changed to be generic.</li> </ul> <b>PDF 508 Compliance</b> —The final PDF document was recreated and now supports the minimum requirements to be 508 compliant (i.e., accessibility tags, language selection, alternate text for all images/icons, fully functional Web links, successfully passed Adobe Acrobat Quick Check). | Technical Writer: T. B.,<br>OIFO   |

| Date       | Revision | Description   | Author   |
|------------|----------|---|--|
|            |          | <b>Software Version: 8.0</b>  |  |
| 07/--/1995 | 1.0      | Initial Kernel 8.0 software and documentation release<br><b>Software Version: 8.0</b> | Office of Information Field Office (OIFO): <ul style="list-style-type: none"> <li>• Project Manager: H. V B.</li> <li>• Developers: Kernel Development Team</li> <li>• Technical Writer: K C.</li> </ul> |

## Patch Revisions

For the current patch history related to this software, see the Patch Module on FORUM.

# Table of Contents

|  |           |
|--|-----------|
| Revision History .....   | ii        |
| List of Figures.....   | xvi       |
| List of Tables.....  | xvi       |
| Orientation.....   | xviii     |
| <b>1 Introduction .....</b>                                      | <b>1</b>  |
| <b>1.1 Kernel.....</b>   | <b>1</b>  |
| <b>1.2 Kernel Toolkit .....</b>                                  | <b>1</b>  |
| 1.2.1 Multi-Term Look-Up (MTLU) .....                            | 1         |
| 1.2.2 Duplicate Resolution Utilities.....                        | 2         |
| <b>1.3 Purpose.....</b>  | <b>2</b>  |
| <b>2 Implementation and Maintenance .....</b>                    | <b>3</b>  |
| <b>2.1 Installation .....</b>                                    | <b>3</b>  |
| <b>2.2 Namespace .....</b>                                       | <b>3</b>  |
| <b>2.3 Kernel Site Parameters.....</b>                           | <b>4</b>  |
| <b>2.4 Kernel 8.0 Site Parameters File Changes.....</b>          | <b>4</b>  |
| <b>2.5 Kernel System Parameters (#8989.3) File .....</b>         | <b>4</b>  |
| <b>2.6 Kernel Parameters (#8989.2) File.....</b>                 | <b>10</b> |
| <b>2.7 Kernel Parameter Definitions (#8989.51) File.....</b>     | <b>11</b> |
| 2.7.1 XPAREEDIT Routine.....                                     | 15        |
| <b>2.8 Audit-Related Site Parameters.....</b>                    | <b>15</b> |
| <b>2.9 Spooler Site Parameters.....</b>                          | <b>17</b> |
| <b>2.10 TaskMan Site Parameters.....</b>                         | <b>18</b> |
| <b>2.11 Implementing Multi-Term Look-Up .....</b>                | <b>18</b> |
| <b>2.12 Implementing Duplicate Resolution Utilities .....</b>    | <b>20</b> |
| 2.12.1 Data Storage.....   | 20        |
| 2.12.2 Retention.....  | 20        |
| 2.12.3 Resource Requirements .....                               | 20        |
| 2.12.4 Programmer Notes.....                                     | 20        |
| 2.12.5 Merge Process.....  | 21        |
| <b>2.13 Configuring VAX/Alpha Performance Monitor (VPM).....</b> | <b>22</b> |
| <b>3 Routines.....</b>   | <b>23</b> |
| <b>3.1 Manager Account Routines.....</b>                         | <b>23</b> |
| <b>3.2 Production Account Routines.....</b>                      | <b>26</b> |
| <b>3.3 Additional Routines Installed by Virgin Install .....</b> | <b>60</b> |
| <b>3.4 Mapping Routines .....</b>                                | <b>61</b> |

|        |  |            |
|--------|--|------------|
| 4      | Files .....  | 62         |
| 4.1    | <b>Globals</b> .....   | <b>63</b>  |
| 4.1.1  | Globals—VA-FileMan-compatible Storage.....                           | 63         |
| 4.1.2  | Globals—Non-VA-FileMan-Compatible Storage .....                      | 66         |
| 4.1.3  | Globals—Storage Used for Additional Files during Virgin Install..... | 66         |
| 4.2    | <b>Files</b> .....   | <b>67</b>  |
| 4.2.1  | Kernel and Kernel Toolkit Export Files .....                         | 67         |
| 4.2.2  | Additional Files Installed During Virgin Installation.....           | 97         |
| 4.3    | <b>Fields</b> .....  | <b>98</b>  |
| 4.3.1  | PERSON CLASS (#8932.1) File .....                                    | 98         |
| 5      | Exported Options .....   | 102        |
| 5.1    | <b>Menu Tree Roots</b> .....   | <b>102</b> |
| 5.2    | <b>Menu Tree Diagrams</b> .....                                      | <b>102</b> |
| 5.2.1  | Generating Menu Diagrams .....                                       | 102        |
| 5.2.2  | Systems Manager Menu [EVE] .....                                     | 106        |
| 5.2.3  | XUCORE .....   | 106        |
| 5.2.4  | XUTIO .....  | 107        |
| 5.2.5  | XUMAINT .....  | 109        |
| 5.2.6  | XUSITEMGR .....  | 114        |
| 5.2.7  | XUPROG .....   | 119        |
| 5.2.8  | XU-SPL-MGR .....   | 129        |
| 5.2.9  | XUSPY .....  | 130        |
| 5.2.10 | XUTM MGR .....   | 137        |
| 5.2.11 | XUSER .....  | 140        |
| 5.2.12 | Parent of Queuable Options [ZTMQUEUABLE OPTIONS] .....               | 145        |
| 5.2.13 | SYSTEM COMMAND OPTIONS [XUCOMMAND] .....                             | 146        |
| 5.2.14 | Extended-Action Options .....  | 151        |
| 5.2.15 | Server Options .....   | 152        |
| 5.2.16 | Options Attached to Menus for Other Software.....                    | 152        |
| 5.2.17 | DEA ePCS Utility .....   | 153        |
| 5.3    | <b>Options—Listed Alphabetically by Name</b> .....                   | <b>155</b> |
| 5.3.1  | Kernel.....  | 156        |
| 5.3.2  | Toolkit .....  | 289        |
| 6      | Archiving and Purging .....  | 304        |
| 6.1    | <b>Archiving</b> .....   | <b>304</b> |
| 6.2    | <b>Purging</b> .....   | <b>304</b> |

|    |  |            |
|----|--|------------|
| 7  | Callable Entry Points.....   | 307        |
| 8  | Direct Mode Utilities .....  | 325        |
| 9  | Remote Procedure Calls (RPCs) .....  | 328        |
| 10 | External Relations.....  | 334        |
|    | <b>10.1 External Relations with Other VistA Software .....</b>             | <b>334</b> |
|    | <b>10.2 External Relations with M Operating Systems .....</b>              | <b>334</b> |
|    | <b>10.3 Required Software .....</b>  | <b>335</b> |
|    | <b>10.4 DBA Approvals and Integration Control Registration (ICRs).....</b> | <b>335</b> |
|    | 10.4.1 ICRs—Current List for Kernel or Kernel Toolkit as Custodian.....    | 336        |
|    | 10.4.2 ICRs—Detailed Information .....                                     | 336        |
|    | 10.4.3 ICRs—Current List for Kernel or Kernel Toolkit as Subscriber.....   | 336        |
| 11 | Internal Relations .....   | 338        |
|    | <b>11.1 Independence of Options .....</b>                                  | <b>338</b> |
| 12 | Software-Wide Variables.....   | 339        |
| 13 | SACC Exemptions .....  | 341        |
| 14 | Global Protection, Translation, and Journaling.....                        | 344        |
|    | <b>14.1 Globals in Production Account.....</b>                             | <b>344</b> |
| 15 | Security.....  | 347        |
|    | <b>15.1 Security Management .....</b>                                      | <b>347</b> |
|    | <b>15.2 Mail Groups, Alerts, and Bulletins.....</b>                        | <b>347</b> |
|    | 15.2.1 Mail Groups.....  | 347        |
|    | 15.2.2 Alerts.....   | 347        |
|    | 15.2.3 Bulletins .....   | 348        |
|    | <b>15.3 Remote Systems .....</b>   | <b>357</b> |
|    | <b>15.4 Interfaces .....</b>   | <b>358</b> |
|    | <b>15.5 Electronic Signatures .....</b>                                    | <b>358</b> |
|    | 15.5.1 Electronic Signature Restrictions .....                             | 358        |
|    | <b>15.6 Security Keys .....</b>  | <b>360</b> |
|    | <b>15.7 File Security.....</b>   | <b>362</b> |
|    | <b>15.8 Contingency Planning .....</b>                                     | <b>366</b> |
|    | <b>15.9 Official Policies .....</b>  | <b>366</b> |
|    | Glossary.....  | 367        |
|    | Index .....  | 373        |

## List of Figures

|   |     |
|---|-----|
| Figure 1: Parameters—Enter/Edit Kernel Site Parameters Menu Option.....   | 4   |
| Figure 2: Parameters—XPAREDIT Routine: Editing Parameters in the PARAMETER DEFINITION (#8989.51) File .....                   | 15  |
| Figure 3: Parameters—Audit-Related Menu Options .....   | 15  |
| Figure 4: Spooler Site Parameters Edit Menu Option .....  | 17  |
| Figure 5: Multi-Term Look-Up—Sample System Prompts and User Entries:<br>Entering a Cross-Reference on a Field in a File ..... | 19  |
| Figure 7: Menus—Generating Menu Diagrams: Sample from OAKTST “Gold” Account .....   | 104 |
| Figure 8: XUCORE—Menu Tree Diagram: Sample from OAKTST “Gold” Account ....  | 106 |
| Figure 8: XUTIO—Menu Tree Diagram: Sample from OAKTST “Gold” Account .....  | 107 |
| Figure 9: XUMAINT—Menu Tree Diagram: Sample from OAKTST “Gold” Account ...  | 109 |
| Figure 10: XUSITEMGR—Menu Tree Diagram: Sample from OAKTST “Gold” Account .....   | 114 |
| Figure 11: XUPROG—Menu Tree Diagram: Sample from OAKTST “Gold” Account..  | 119 |
| Figure 12: XU-SPL-MGR—Menu Tree Diagram: Sample from OAKTST “Gold” Account .....  | 129 |
| Figure 13: XUSPY—Menu Tree Diagram: Sample from OAKTST “Gold” Account .....   | 130 |
| Figure 14: XUTM MGR—Menu Tree Diagram: Sample from OAKTST “Gold” Account .....  | 137 |
| Figure 15: XUSER—Menu Tree Diagram: Sample from OAKTST “Gold” Account .....   | 140 |
| Figure 16: ZTMQUEUEABLE OPTIONS—Menu Tree Diagram: Sample from OAKTST “Gold” Account.....                                     | 145 |
| Figure 17: XUCOMMAND—Menu Tree Diagram: Sample from OAKTST “Gold” Account .....   | 146 |
| Figure 19: Security Keys—Obtaining Security Key Information for Kernel.....   | 360 |
| Figure 20: File Security—Sample User Dialogue to Obtain File Security .....   | 364 |
| Figure 20: File Security—Recommended Kernel File Security Access .....  | 365 |

## List of Tables

|   |     |
|---|-----|
| Table 1: Documentation Symbol Descriptions.....   | xix |
| Table 2: Parameters—Kernel Site Parameter Files .....   | 4   |
| Table 3: Parameters—KERNEL SYSTEM PARAMETERS (#8989.3) File (Listed Alphabetically by Field Name) ..... | 5   |
| Table 4: Parameters—KERNEL PARAMETERS (#8989.2) File (Listed Alphabetically by Name).....               | 10  |
| Table 5: Parameters—PARAMETER DEFINITION (#8989.51) File (Listed Alphabetically by Name).....           | 11  |



|   |     |
|---|-----|
| Table 6: Parameters—Audit-Related Parameters from the KERNEL SYSTEM<br>PARAMETERS (#8989.3) File (Listed Alphabetically by Field Name).....   | 16  |
| Table 7: Parameters—Spooler-Related Parameters from the KERNEL SYSTEM<br>PARAMETERS (#8989.3) File (Listed Alphabetically by Field Name)..... | 17  |
| Table 8: Routines—Manager Account Routines .....  | 23  |
| Table 9: Routines—Kernel and Toolkit Production Account Routines.....   | 26  |
| Table 10: Routines—Kernel and Toolkit Production Account Routines Released with<br>Broker Security Enhancement (BSE) .....                    | 60  |
| Table 11: Routines—Virgin Installs .....  | 60  |
| Table 12: Globals—VA FileMan-Compatible Storage .....   | 63  |
| Table 13: Globals—Not VA FileMan-Compatible Storage.....  | 66  |
| Table 14: Globals—Storage Used for Additional Files during Virgin Installation .....  | 66  |
| Table 15: Files—Distributed with Kernel and Kernel Toolkit.....   | 67  |
| Table 16: Files—Kernel Virgin Installation Files .....  | 97  |
| Table 17: Field List—PERSON CLASS (#8932.1) File (Kernel Patch XU*8.0*27) .....   | 98  |
| Table 18: Field List—Assigning Person Class to Providers Software (i.e., Kernel<br>Patches XU*8.0*27, 377, and 531).....                      | 100 |
| Table 19: Protocols—Extended-Action Options .....   | 151 |
| Table 20: Options—Server Options .....  | 152 |
| Table 21: Options—Attached to Menus for Other Software .....  | 152 |
| Table 22: Options—DEA ePCS Utility .....  | 153 |
| Table 23: Options—Exported Kernel Options .....   | 156 |
| Table 24: Options—Exported Toolkit Options .....  | 289 |
| Table 25: Options—Kernel Purging Options .....  | 304 |
| Table 26: Kernel and Kernel Toolkit APIs (Callable Entry Points)—Supported and<br>Controlled Subscription.....                                | 307 |
| Table 27: Direct Mode Utilities .....   | 325 |
| Table 28: Remote Procedure Calls (RPCs)—Kernel and Kernel Toolkit.....  | 328 |
| Table 29: Variables—Defined at All Times.....   | 339 |
| Table 30: Variables—Defined While a User is in the Menu System.....   | 339 |
| Table 31: Variables—Defined While a User is in the Menu System with Alpha-Beta<br>Tracking.....   | 340 |
| Table 32: SAC Exemptions .....  | 341 |
| Table 33: Globals in Production Account—Protection, Translation and Journaling<br>Information.....  | 344 |
| Table 34: Bulletins—Kernel and Kernel Toolkit.....  | 348 |
| Table 35: Security Keys—Kernel and Kernel Toolkit.....  | 360 |
| Table 36: Glossary of Terms and Acronyms .....  | 367 |

# Orientation

## How to Use this Manual

Throughout this manual, advice and instruction are offered about Kernel 8.0 and Kernel Toolkit 7.3 routines, files, options, application program interfaces (APIs), direct mode utilities, and other system-related information provided for overall Veterans Health Information Systems and Technology Architecture (VistA) system management and application developers.

## Intended Audience

The intended audience of this manual is the following stakeholders:

- System Administrators—System administrators at Department of Veterans Affairs (VA) sites who are responsible for computer management and system security on the VistA M Servers.
- Enterprise Program Management Office (EPMO)—VistA legacy development teams.
- Information Security Officers (ISOs)—Personnel at VA sites responsible for system security.
- Product Support (PS).

## Disclaimers

### Software Disclaimer

This software was developed at the Department of Veterans Affairs (VA) by employees of the Federal Government in the course of their official duties. Pursuant to title 17 Section 105 of the United States Code this software is *not* subject to copyright protection and is in the public domain. VA assumes no responsibility whatsoever for its use by other parties, and makes no guarantees, expressed or implied, about its quality, reliability, or any other characteristic. We would appreciate acknowledgement if the software is used. This software can be redistributed freely provided that any derivative works bear some notice that they are derived from it.



**CAUTION:** Kernel routines should *never* be modified at the site. If there is an immediate national requirement, the changes should be made by emergency Kernel patch. Kernel software is subject to FDA regulations requiring Blood Bank Review, among other limitations. Line 3 of all Kernel routines states:

Per VHA Directive 2004-038, this routine should not be modified.



**CAUTION:** To protect the security of VistA systems, distribution of this software for use on any other computer system by VistA sites is prohibited. All requests for copies of Kernel for *non-VistA* use should be referred to the VistA site's local Office of Information Field Office (OIFO).

## Documentation Disclaimers



The appearance of external hyperlink references in this manual does *not* constitute endorsement by the Department of Veterans Affairs (VA) of this Web site or the information, products, or services contained therein. The VA does *not* exercise any editorial control over the information you may find at these locations. Such links are provided and are consistent with the stated purpose of the VA.

## Documentation Conventions

This manual uses several methods to highlight different aspects of the material:

- Various symbols are used throughout the documentation to alert the reader to special information. The following table gives a description of each of these symbols:

**Table 1: Documentation Symbol Descriptions**

| Symbol  | Description  |
|---|--|
|  | <b>NOTE/REF:</b> Used to inform the reader of general information including references to additional reading material. |
|  | <b>CAUTION/DISCLAIMER:</b> Used to caution the reader to take special notice of critical information.                  |

- Descriptive text is presented in a proportional font (as represented by this font).
- Conventions for displaying TEST data in this document are as follows:
  - The first three digits (prefix) of any Social Security Numbers (SSN) will begin with either “000” or “666”.
  - Patient and user names are formatted as follows:
    - <Application Name/Abbreviation/Namespace>PATIENT,<N>
    - <Application Name/Abbreviation/Namespace>USER,<N>

Where:

- <Application Name/Abbreviation/Namespace> is defined in the Approved Application Abbreviations document.
- <N> represents the first name as a number spelled out and incremented with each new entry.

For example, in Kernel (XU or KRN) test patient and user names would be documented as follows:

KRNPATIENT,ONE; KRNPATIENT,TWO; KRNPATIENT,THREE; ...  
KRNPATIENT,14; etc.

KRNUSE,ONE; KRNUSE,TWO; KRNUSE,THREE; ... KRNUSE,14;  
etc.

- “Snapshots” of computer commands and online displays (i.e., screen captures/dialogues) and computer source code, if any, are shown in a *non*-proportional font and may be enclosed within a box.
  - User’s responses to online prompts will be **bold** typeface and highlighted in yellow (e.g., **<Enter>**).
  - Emphasis within a dialogue box will be **bold** typeface and highlighted in blue (e.g., **STANDARD LISTENER: RUNNING**).
  - Some software code reserved/key words will be **bold** typeface with alternate color font.
  - References to “**<Enter>**” within these snapshots indicate that the user should press the **<Enter>** key on the keyboard. Other special keys are represented within **< >** angle brackets. For example, pressing the **PF1** key can be represented as pressing **<PF1>**.
  - Author’s comments are displayed in italics or as “callout” boxes.



**NOTE:** Callout boxes refer to labels or descriptions usually enclosed within a box, which point to specific areas of a displayed image.

- This manual refers to the M programming language. Under the 1995 American National Standards Institute (ANSI) standard, M is the primary name of the MUMPS programming language, and MUMPS will be considered an alternate name. This manual uses the name M.
- Descriptions of direct mode utilities are prefaced with the standard M “>” prompt to emphasize that the call is to be used *only in direct mode*. They also include the M command used to invoke the utility. The following is an example:

```
>D ^XUP
```

- All uppercase is reserved for the representation of M code, variable names, or the formal name of options, field/file names, and security keys (e.g., the XUPROGMODE security key).



**NOTE:** Other software code (e.g., Delphi/Pascal and Java) variable names and file/folder names can be written in lower or mixed case.

## Documentation Navigation

This document uses Microsoft® Word’s built-in navigation for internal hyperlinks. To add **Back** and **Forward** navigation buttons to your toolbar, do the following:

1. Right-click anywhere on the customizable Toolbar in Word (*not* the Ribbon section).
2. Select **Customize Quick Access Toolbar** from the secondary menu.
3. Select the drop-down arrow in the “Choose commands from:” box.
4. Select **All Commands** from the displayed list.

5. Scroll through the command list in the left column until you see the **Back** command (circle with arrow pointing left).
6. Select/Highlight the **Back** command and select **Add** to add it to your customized toolbar.
7. Scroll through the command list in the left column until you see the **Forward** command (circle with arrow pointing right).
8. Select/Highlight the **Forward** command and select **Add** to add it to the customized toolbar.
9. Select **OK**.

You can now use these **Back** and **Forward** command buttons in your Toolbar to navigate back and forth in your Word document when clicking on hyperlinks within the document.



**NOTE:** This is a one-time setup and is automatically available in any other Word document once you install it on the Toolbar.

## How to Obtain Technical Information Online

Exported VistA M Server-based software file, routine, and global documentation can be generated through the use of Kernel, MailMan, and VA FileMan utilities.



**NOTE:** Methods of obtaining specific technical information online will be indicated where applicable under the appropriate section.

## Help at Prompts

VistA M Server-based software provides online help and commonly used system default prompts. Users are encouraged to enter question marks at any response prompt. At the end of the help display, you are immediately returned to the point from which you started. This is an easy way to learn about any aspect of VistA M Server-based software.

## Obtaining Data Dictionary Listings

Technical information about VistA M Server-based files and the fields in files is stored in data dictionaries (DD). You can use the **List File Attributes** [DILIST] option on the **Data Dictionary Utilities** [DI DDU] menu in VA FileMan to print formatted data dictionaries.



**REF:** For details about obtaining data dictionaries and about the formats available, see the “List File Attributes” chapter in the “File Management” section of the *VA FileMan Advanced User Manual*.

## Assumptions

This manual is written with the assumption that the reader is familiar with the following:

- VistA computing environment:
  - Kernel—VistA M Server software
  - VA FileMan data structures and terminology—VistA M Server software
- Microsoft® Windows environment
- M programming language

## Reference Materials

Readers who wish to learn more about Kernel should consult the following:

- *Kernel Release Notes*
- *Kernel Installation Guide*
- *Kernel 8.0 & Kernel Toolkit 7.3 Systems Management Guide*
- *Kernel 8.0 & Kernel Toolkit 7.3 Developer's Guide*
- *Kernel 8.0 & Kernel Toolkit 7.3 Technical Manual* (this manual)
- *Kernel Security Tools Manual*
- Kernel VA Intranet Website.

This site contains other information and provides links to additional documentation.

VistA documentation is made available online in Microsoft® Word format and in Adobe® Acrobat Portable Document Format (PDF). The PDF documents *must* be read using the Adobe® Acrobat Reader, which is freely distributed by Adobe® Systems Incorporated at the following Website: <http://www.adobe.com/>

VistA documentation can be downloaded from the VA Software Document Library (VDL) Website: <http://www.va.gov/vdl/>

VistA documentation and software can also be downloaded from the Product Support (PS) Anonymous Directories.

# 1 Introduction

## 1.1 Kernel

Kernel is the intermediary layer between the host operating system and other Veterans Health Information Systems and Technology Architecture (VistA) software applications, so that VistA software can coexist in a standard operating-system-independent computing environment. Kernel provides a standard and consistent user and developer interface between software applications and the underlying M implementation.

It provides the underlying computing environment for all VistA users. VistA system administrators can track users and resolve problems using Kernel options. VistA application developers rely on tools provided by Kernel to perform routine programming tasks.

By offering a computing environment that hides the *non*-standard features of M, Kernel frees VistA users, system administrators, and developers from dependence on any one vendor's M implementation. This allows VistA to shift easily to new hardware and software platforms as information technology (IT) advances.

## 1.2 Kernel Toolkit

Kernel Toolkit is a robust set of tools developed to aid the VistA development community in analysis, writing, and testing, code. It is a set of generic tools that are used by development teams, software quality assurance (SQA), and system administrators to support distinct tasks.

Kernel Toolkit provides utilities for the management and definition of development projects. Many of these utilities have been used by the San Francisco Information Systems Center (ISC) for internal management and have proven valuable. Kernel Toolkit provides many programming and system management tools and interacts directly with the underlying M (aka MUMPS [Massachusetts General Hospital Utility Multi-Programming System]) environment in many different ways.

It includes the following tools:

- [Multi-Term Look-Up \(MTLU\)](#)
- [Duplicate Resolution Utilities](#)

### 1.2.1 Multi-Term Look-Up (MTLU)

Many medical information systems depend on the standardized encoding of diagnoses and procedures for reports, searches, and statistics. The following files are among some of the more critical files:

- ICD DIAGNOSIS (#80)
- ICD OPERATIONS/PROCEDURE (#80.1)
- CPT (#81)

The Multi-Term Look-Up utility increases the accessibility of the information in these files by associating user-supplied words or phrases with terms found in a more descriptive, FREE TEXT field.

Multi-Term Look-Up enables:

- Local setup of virtually any reference file.
- Developers to modify the behavior of the "special" lookup by defining shortcuts, keywords, or synonyms.

Multi-Term Look-Up integrates with any package that uses a reference file, which has been entered in a site's LOCAL LOOKUP (#8984.4) file.

## 1.2.2 Duplicate Resolution Utilities

The Duplicate Resolution Utilities give developers a “shell” that allows their users to check their data files for duplicate records and merge the records if any are found. These utilities provide the functionality of combining duplicate records based on conditions established in customized applications. The following two files are used to do this:

- DUPLICATE RECORD (#15)
- DUPLICATE RESOLUTION (#15.1)

The **Merge Shell** was developed by the Indian Health Service (IHS) to support their Multi-Facility Integration project.

## 1.3 Purpose

The purpose of this manual is to provide information about the structure of the set of software utilities known as Kernel and Kernel Toolkit. Two other major affiliated software applications, VA FileMan and MailMan, are excluded, since they are documented elsewhere. This material is presented for reference by VistA system administrators, application developers, and other Kernel/Kernel Toolkit users.



## 2 Implementation and Maintenance

Information in this section is meant to help system administrators implement and maintain Kernel and Kernel Toolkit.



**REF:** For recommendations regarding global mapping, journaling, translation, and replication in Kernel and Kernel Toolkit, see the “[Mapping Routines](#)“ and “[Global Protection, Translation, and Journaling](#)“ sections.

For recommendations regarding archiving and purging in Kernel and Kernel Toolkit, see the “[Archiving and Purging](#)” section.

### 2.1 Installation

Follow the appropriate patch installation instructions for Kernel and Kernel Toolkit Patches on FORUM.

Installing Kernel both on a system having a previous version of Kernel present and on a system without Kernel (a “virgin” install) is explained in the *Kernel Installation Guide*. It also contains many requirements and recommendations regarding how Kernel should be configured. Be sure to read it before attempting to install Kernel.



**REF:** For more detailed information on installing Kernel and Kernel Toolkit, see the *Kernel Installation Guide* located on the VA Software document Library (VDL) at: <http://www.va.gov/vdl/application.asp?appid=10>

### 2.2 Namespace

The Kernel and Kernel Toolkit routine namespaces include:

- **XDR\***
- **XG\***
- **XI\***
- **XLF\***
- **XPAR\***
- **XPD\***
- **XQ\***
- **XT\***
- **XU\***
- **ZIS\***
- **ZOS\***
- **ZTM\***
- **ZU\***




## 2.3 Kernel Site Parameters

This section lists the Kernel site parameters that can be set to customize the operation of the various components of Kernel.

## 2.4 Kernel 8.0 Site Parameters File Changes

Kernel 8.0 exports three central site parameter files:

**Table 2: Parameters—Kernel Site Parameter Files**

| File                                 | Description   |
|--------------------------------------|---|
| KERNEL SYSTEM PARAMETERS (#8989.3)   | Kernel's main site parameters. These parameters were formerly stored in the MAILMAN SITE PARAMETERS (#4.3) file but are now stored in this file.<br><br> <b>REF:</b> For information on this parameter file, see the " <a href="#">Kernel System Parameters (#8989.3) File</a> " section.  |
| KERNEL PARAMETERS (#8989.2)          | This file holds parameters that Kernel uses, which the site is allowed to change. It is <i>not</i> restricted solely to site parameters. The file makes use of a DEFAULT value field and a REPLACEMENT value field for each parameter.<br><br> <b>REF:</b> For information on this parameter file, see the " <a href="#">Kernel Parameters (#8989.2) File</a> " section. |
| PARAMETER DEFINITION (#8989.51) file | This file holds additional Kernel parameter definitions.<br><br> <b>REF:</b> For information on this parameter file, see the " <a href="#">Kernel Parameter Definitions (#8989.51) File</a> " section.   |

## 2.5 Kernel System Parameters (#8989.3) File

The Kernel system parameters are stored in the KERNEL SYSTEM PARAMETERS (#8989.3) file.



**Figure 1: Parameters—Enter/Edit Kernel Site Parameters Menu Option**


|                                   |              |
|-----------------------------------|--------------|
| Operations Management ...         | [XUSITEMGR]  |
| Kernel Management Menu...         | [XUKERNEL]   |
| Enter/Edit Kernel Site Parameters | [XUSITEPARM] |



**Table 3: Parameters—KERNEL SYSTEM PARAMETERS (#8989.3) File (Listed Alphabetically by Field Name)**

| <b>Field</b>                      | <b>Description</b>   |
|-----------------------------------|--|
| AGENCY CODE (#9)                  | This field defines what agency uses this computer. It sets a flag that can be accessed by applications programs that need to know this information.  |
| ASK DEVICE TYPE AT SIGN-ON (#205) | This is the default for whether a user/terminal should be asked for their Terminal Type at signon. This is overridden by a similar field in the DEVICE (#3.5) and NEW PERSON (#200) files: <ul style="list-style-type: none"> <li>• If set to <b>YES</b>, then an <b>ANSI DA</b> is sent to the terminal to collect the terminal's DEVICE ATTRIBUTES message. If it is a known one, then the Terminal Type is set to this; otherwise, the user is prompted.</li> <li>• If set to <b>NO</b>, then the one from the LAST SIGN-ON field or device subtype is used.</li> </ul> |
| AUTO-GENERATE ACCESS CODES (#11)  | If this field is set to <b>YES</b> , the person assigning access codes <i>must</i> choose one of the automatically generated codes that are presented.<br>If this field is set to <b>NO</b> , other codes are only accepted.   |
| BYPASS DEVICE LOCK-OUT (#211)     | Setting this field to <b>YES</b> causes all device lockout checking to be bypassed. This means that during signon the checks against the DEVICE (#3.5) file for the following fields will be skipped: <ul style="list-style-type: none"> <li>• OUT-OF-SERVICE DATE (#6)</li> <li>• SECURITY (#15)</li> <li>• PROHIBITED TIMES FOR SIGN-ON (#2009).</li> </ul> It can be overridden by the PERFORM DEVICE CHECKING (#51.91) field in the DEVICE (#3.5) file.  |
| DEFAULT # OF ATTEMPTS (#202)      | This is the default number of attempts that a user is allowed when trying to sign on before the device is locked. This field is overridden by the # OF ATTEMPTS (#51.2) field in the DEVICE (#3.5) file. ALL checking for device lockout can be bypassed by setting the BYPASS DEVICE LOCK-OUT (#211) field.   |
| DEFAULT AUTO-MENU (#206)          | This is the default for whether auto-menu is turned <b>ON</b> or <b>OFF</b> . It is overridden by the AUTO MENU (#51.6) field in the DEVICE (#3.5) file.   |
| DEFAULT INSTITUTION (#217)        | This field is used to define a default institution that will be assigned to the user's institution [ <b>DUZ(2)</b> ] for any user that does <i>not</i> have one.   |

| Field                                | Description   |
|--------------------------------------|---|
| DEFAULT LANGUAGE (#207)              | This is the default language used to set the <b>DUZ("LANG")</b> flag for each user. VA FileMan uses this setting to enable the display of language-specific dates and times, numeric formats, and dialogues.  |
| DEFAULT LOCK-OUT TIME (#203)         | This is the default time in seconds that a locked device <i>must</i> be idle before another signon attempt is allowed. This time is overridden by the LOCK-OUT TIME (#51.3) field in the DEVICE (#3.5) file. ALL checking for device lockout is ignored if the BYPASS DEVICE LOCK-OUT (#211) field is set to <b>YES</b> .   |
| DEFAULT MULTIPLE SIGN-ON (#204)      | This is the default value for whether users may sign on at more than one terminal at a time. It is overridden by the following fields: <ul style="list-style-type: none"> <li>• DEFAULT MULTIPLE SIGN-ON (#204) field in the DEVICE (#3.5)</li> <li>• MULTIPLE SIGN-ON (#200.04) field in the NEW PERSON (#200) file.</li> </ul>  |
| DEFAULT TIMED-READ (SECONDS) (#210)  | This is the default time-out for all <b>READs</b> and is overridden by the TIMED READ (# OF SECONDS) (#51.1) field in the DEVICE (#3.5) file.   |
| DEFAULT TYPE-AHEAD (#209)            | This is the default as to whether or <i>not</i> type-ahead is allowed. It is overridden by the TYPE-AHEAD (#51.9) field in the DEVICE (#3.5) file.  |
| DEVICE TO AUDIT (#212.1)<br>Multiple | This Multiple (subfile) holds a list of devices that are to be audited when device auditing is activated.<br><br>The <b>.01</b> field is referenced when the FAILED ACCESS ATTEMPT AUDIT (#212.5) field is set to <b>D</b> or <b>DR</b> . It is used to specify the logical names of the devices on which to audit failed attempts.   |
| FAILED ACCESS ATTEMPT AUDIT (#212.5) | This field indicates whether an audit log is to be generated for failed access attempts. Audits can be done for all devices or specified devices only. Recording of what is entered is optional.<br><br>Entries include: <ul style="list-style-type: none"> <li>• <b>A</b>—All devices/no text recorded.</li> <li>• <b>D</b>—Specified devices/no text recorded.</li> <li>• <b>AR</b>—All devices/text recorded.</li> <li>• <b>DR</b>—Specified devices/text recorded.</li> <li>• <b>N</b>—No audit.</li> </ul> |
| INITIATE AUDIT (#19.4)               | This field indicates the date when an audit begins. The OPTION AUDIT (#19) field defines the nature of the audit that is performed. Auditing is only done if there is both INITIATE AUDIT (#19.4) and TERMINATE AUDIT (#19.5) field data.   |

| Field                                | Description   |
|--------------------------------------|---|
| INTERACTIVE USER'S PRIORITY (#216)   | This field changes the priority of interactive users on the system at signon time. There is a danger that using this field will cause the users to have poor response time from the computer. Valid values range from <b>1</b> to <b>10</b> .   |
| IP SECURITY ON (#405.1)              | <p>This field turns on or off the IP security “Three strikes and you are out” code. This is used to lock an IP address if there are too many failed/invalid signon attempts. It is similar to the device lockout.</p> <ul style="list-style-type: none"> <li>• Use the <b>Release IP lock</b> [XU IP RELEASE] option to release the lock on an IP address.</li> <li>• Use the <b>Edit Site IP lockout</b> [XU SITE LOCKOUT] option to edit the Kernel System Parameters for IP lockout and/or User lockout and Terminal server list entry.</li> </ul> |
| LIFETIME OF VERIFY CODE (#214)       | This is the number of days that a Verify code remains valid. After this time the user <i>must</i> choose a new Verify code.   |
| LOG RESOURCE USAGE? (#300)           | This <b>YES/NO</b> field is used to indicate whether resource usage data, such as CPU seconds, DIO, BIO, etc., is collected in <b>^XUCP</b> (. If this field is set to <b>YES</b> , every time a user goes in and out of an option each time is recorded.   |
| LOG SYSTEM RT? (#41, 6)              | A subfield in the VOLUME SET (#41) Multiple. Setting this subfield to <b>YES</b> enables system response time logging, which only takes place if the necessary code exists in the application software.   |
| MAX SIGNON ALLOWED (#41, 2)          | A subfield in the VOLUME SET (#41) Multiple. This subfield defines the maximum number of jobs that <b>XUS</b> or RPC Broker allows to sign on to this VOLUME SET or CPU. It is the number of processes (interactive, background, and system) that can be active on the machine at any one time. When reached, Kernel prohibits logons.  |
| MAX SPOOL DOCUMENT LIFE-SPAN (#31.3) | <p>This field controls the number of days that a spooled document is allowed to remain in the spooler before deletion by the <b>Purge old spool documents</b> [XU-SPL-PURGE] option, which needs to be set up to run in the background. Valid values range from <b>1</b> to <b>365</b>; zero decimals.</p> <p> <b>REF:</b> For more information on spooler site parameters, see the “<a href="#">Spooler Site Parameters</a>” section.</p>                         |
| MAX SPOOL DOCUMENTS PER USER (#31.2) | <p>This field limits the number of spooled documents that any user can have on the system. <i>Recommended</i> values from <b>10</b> to <b>100</b>.</p> <p> <b>REF:</b> For more information on spooler site parameters, see the “<a href="#">Spooler Site Parameters</a>” section.</p>   |

| Field                               | Description  |
|-------------------------------------|--|
| MAX SPOOL LINES PER USER (#31.1)    | <p>This field holds the maximum number of lines of spooled output a user is allowed. If the user has more than this number, then they are <i>not</i> allowed to spool any more until some of their spooled documents are deleted. This only controls the granting of new spool documents and does <i>not</i> terminate the number of lines that are transferred into the spool data file. Valid values range from <b>1</b> to <b>9999999</b>; <i>recommended</i> value <b>9999</b>.</p> <p> <b>REF:</b> For more information on spooler site parameters, see the "<a href="#">Spooler Site Parameters</a>" section.</p> |
| NAMESPACE TO AUDIT (#19.2) Multiple | <p>This Multiple (subfile) holds a list of software namespaces to audit. All options within a namespace are audited if the OPTION AUDIT (#19) Field is set to <b>s</b> (specific options).</p>   |
| NEW PERSON IDENTIFIERS (#21)        | <p>This field holds M code to set the <b>DR</b> variable to the string of fields (<i>not</i> a template) to be used as identifiers when adding entries to the NEW PERSON (#200) file.</p>  |
| OPTION AUDIT (#19)                  | <p>This field indicates what should be audited between the INITIATE AUDIT (#19.4) date and TERMINATE AUDIT (#19.5) date fields.</p> <p>Valid values include:</p> <ul style="list-style-type: none"> <li>• <b>n</b>—No audit.</li> <li>• <b>a</b>—All options audited.</li> <li>• <b>s</b>—Specific options audited.</li> <li>• <b>u</b>—Users audited.</li> </ul> <p>The OPTION TO AUDIT (#19.1) Multiple along with the NAMESPACE TO AUDIT (#19.2) Multiple hold the lists of specific options that would be audited (choosing <b>s</b>). The USER TO AUDIT (#19.3) Multiple holds the list of users that would be audited (choosing <b>u</b>).</p>   |
| OPTION TO AUDIT (#19.1) Multiple    | <p>This Multiple (subfile) holds a list of options to audit if the OPTION AUDIT (#19) field is set to <b>s</b> (specific options).</p>   |
| ORGANIZATION (#200.2)               | <p>Use this Identity and Access Management (IAM) field to identify the organization of this VistA instance. For internally authenticated users, this field matches the SUBJECT ORGANIZATION (#205.2) field of the user identified in the NEW PERSON (#200) file. For the VA, this field should always contain the following value:</p> <p style="text-align: center;"><b>Department Of Veterans Affairs</b></p>  |

| Field                                       | Description  |
|---|--|
| ORGANIZATION ID (#200.3)                    | Use this Identity and Access Management (IAM) field to uniquely identify the organization of this VistA instance. For internally authenticated users, this field matches the SUBJECT ORGANIZATION ID (#205.3) field of the user identified in the NEW PERSON (#200) file. For the VA, this field should always contain the following value:<br><b>urn:oid:2.16.840.1.113883.4.349</b>  |
| ROUTINE MONITORING (#9.8)                   | This field supports routine auditing. It controls how the routine monitoring program behaves; whether to look at all routines or just selected name spaces.<br> <b>REF:</b> For more information, see the <i>Kernel Security Tools Manual</i> .   |
| ROUTINE N-SPACE TO MONITOR (#9.81) Multiple | This Multiple (subfile) supports routine auditing. If the routine monitoring program is to look at namespaces, then this Multiple lists the namespaces that it looks at. For example, an entry of <b>XU*</b> causes it to look at all routines that start with <b>XU</b> .<br> <b>REF:</b> For more information, see the <i>Kernel Security Tools Manual</i> .  |
| SECURITY TOKEN SERVICE (#200.1)             | When using brokered authentication with a security token issued by a Security Token Service (STS), this field contains the identification of the issuer of the token. The STS is trusted by both the client and the service to provide interoperable security tokens.<br>Security Assertion Markup Language (SAML) tokens are standards-based <b>XML</b> tokens that are used to exchange security information, including: <ul style="list-style-type: none"> <li>• Attribute statements</li> <li>• Authentication decision statements</li> <li>• Authorization decision statements</li> </ul> They can be used as part of a Single Sign-On (SSO) solution allowing a client to talk to services running on disparate technologies. For the VA, this field should always contain the following value:<br><b>eauth.va.gov</b> |
| TERMINATE AUDIT (#19.5)                     | This field indicates when the audit ends. The start date is set in the INITIATE AUDIT (#19.4) field.   |
| USER TO AUDIT (#19.3) Multiple              | This Multiple (subfile) holds a list of users to audit their option use, if the OPTION AUDIT (#19) field is set to <b>u</b> (users audited).   |

| Field                        | Description   |
|------------------------------|---|
| VOLUME SET (#41)<br>Multiple | This is the name of each CPU or Volume Set in the domain. Within each Volume Set, you can set: <ul style="list-style-type: none"> <li>MAX SIGN-ON ALLOWED (#41, 2)</li> <li>LOG SYSTEM RT? (#41, 6).</li> </ul> |

## 2.6 Kernel Parameters (#8989.2) File

Kernel does *not* export an option to edit these parameters. The KERNEL PARAMETERS (#8989.2) file holds parameters that Kernel uses and the site is allowed to change. It is *not* restricted solely to site parameters. The file makes use of a DEFAULT (#3) value field and a REPLACEMENT (#4) value field for each parameter. Rather than having a specific field for each parameter, one Multiple holds all parameters.

Kernel currently stores the following active parameters in this file:

**Table 4: Parameters—KERNEL PARAMETERS (#8989.2) File (Listed Alphabetically by Name)**

| Parameters             | Description  |
|------------------------|--|
| XUEDIT CHARACTERISTICS | You can enter the name of a replacement for the standard Edit User Characteristics template in the REPLACEMENT (#4) field. Kernel will then use the replacement for the <b>Edit User Characteristics</b> [XUSEREDITSELF] option.                           |
| XUEXISTING USER        | You can enter the name of a template to use in the <b>Edit an Existing User</b> [XUSEREDIT] option in the REPLACEMENT (#4) field. Kernel uses the replacement template for the Edit an Existing User [XUSEREDIT] option.                                   |
| XUNEW USER             | You can enter the name of a template to use in the <b>Add a New User to the System</b> [XUSERNEW] option in the REPLACEMENT (#4) field. Kernel will then use the replacement template for the <b>Add a New User to the System</b> [XUSERNEW] option.       |
| XUREACT USER           | You can enter the name of a template to use in the <b>Reactivate a User</b> [XUSERREACT] option in the REPLACEMENT (#4) field. Kernel will then use the replacement template for the <b>Reactivate a User</b> [XUSERREACT] option.                         |
| XUSER COMPUTER ACCOUNT | You can enter the name of a help frame in the REPLACEMENT (#4) field. Kernel will then use the replacement help frame instead of the standard one when printing the computer access letter from the <b>Add a New User to the System</b> [XUSERNEW] option. |








## 2.7 Kernel Parameter Definitions (#8989.51) File


Additional Kernel parameters are stored in the PARAMETER DEFINITION (#8989.51) file.

**Table 5: Parameters—PARAMETER DEFINITION (#8989.51) File (Listed Alphabetically by Name)**

| Parameters               | Description  |
|--------------------------|--|
| XPAR ALL ENTITIES        | All Entities: This is a “dummy” parameter definition that is used by <b>XPARLIST</b> to get a list of all entities. The ALLOWABLE ENTITIES (#51, 30) Multiple field for this parameter should list all entities defined in PARAMETERS.   |
| XPAR MY NEW PARAM        | Test MY new parameters.  |
| XPAR TEST DATE/TIME      | Test Date/Time: Test parameter entry for a single valued date.   |
| XPAR TEST FREE TEXT      | Test Free Text: Test parameter entry for single valued free text.  |
| XPAR TEST M CODE         | Test XPAR entry with a value of M code.  |
| XPAR TEST ME             | TEST ME.   |
| XPAR TEST MULT FREE TEXT | Test entry for showing how to add to a Free Text with multiple instances. Enter a string of <b>5-15</b> characters.  |
| XPAR TEST MULTIPLE       | Test Everything: This is a test of a parameter that allows multiple instances and multiple entities. <ul style="list-style-type: none"> <li>• PRECEDENCE: 1<br/>ENTITY FILE: SYSTEM</li> <li>• PRECEDENCE: 2<br/>ENTITY FILE: DIVISION</li> <li>• PRECEDENCE: 3<br/>ENTITY FILE: SERVICE</li> <li>• PRECEDENCE: 4<br/>ENTITY FILE: LOCATION</li> <li>• PRECEDENCE: 5<br/>ENTITY FILE: PACKAGE</li> <li>• PRECEDENCE: 6<br/>ENTITY FILE: CLASS</li> <li>• PRECEDENCE: 7<br/>ENTITY FILE: TEAM</li> <li>• PRECEDENCE: 8<br/>ENTITY FILE: USER</li> </ul> |
| XPAR TEST MULTIPTR       | Test Multiple Pointer.   |
| XPAR TEST NUMERIC        | Test Numeric: Test parameter entry for numeric data.   |
| XPAR TEST POINTER        | Test Pointer: Test parameter entry for pointer types.  |
| XPAR TEST PWP            | Test Multiple WP with Pointer Instance   |

| Parameters             | Description  |
|------------------------|--|
| XPAR TEST SET OF CODES | Test Set of Codes: Test parameter entry of a set of codes.   |
| XPAR TEST WP           | Test WP: Test parameter entry for word-processing (WP) values.   |
| XPAR TEST YES/NO       | Test Yes/No.   |
| XPD PATCH HFS SERVER   | Patch module HFS server: This parameter holds the name of the server to send email to when a KIDS Host File Server (HFS) file is made.   |
| XQ MENUMANAGER PROMPT  | <p>This parameter allows sites to change the default <b>&lt; TEST ACCOUNT&gt;</b> prompt to another value, such as <b>&lt;LEGACY SYSTEM&gt;</b> in menu prompts of non-production VistA systems. The text defined by this parameter is inserted in the MenuMan (Menu Manager) prompts. If no text is defined, the hard-coded default is “ <b>&lt; TEST ACCOUNT&gt;</b>”. Alternatives could be:</p> <ul style="list-style-type: none"> <li>• “ <b>&lt;LEGACY SYSTEM&gt;</b>”</li> <li>• “ <b>&lt;CONTINGENCY&gt;</b>”</li> <li>• “ <b>&lt;READ ONLY&gt;</b>”</li> <li>• Or, any other value from <b>3</b> to <b>20</b> characters, depending on the purpose of the non-production VistA system.</li> </ul> <p> <b>NOTE:</b> This parameter was released with Kernel Patch XU*8.0*614.</p> |
| XQAL BACKUP REVIEWER   | <p>Backup Reviewer for Unprocessed Alerts: This parameter contains information about the Backup Reviewer for unprocessed alerts. This person is sent the alerts for the specified entity that remain unprocessed by the original recipients.</p> <ul style="list-style-type: none"> <li>• PRECEDENCE: 50<br/>ENTITY FILE: SYSTEM</li> <li>• PRECEDENCE: 40<br/>ENTITY FILE: DIVISION</li> <li>• PRECEDENCE: 35<br/>ENTITY FILE: SERVICE</li> <li>• PRECEDENCE: 1<br/>ENTITY FILE: USER</li> </ul>  |

| Parameters           | Description  |
|----------------------|--|
| XU SIG BLOCK DISABLE | <p>Determines whether restrictions are active:</p> <ul style="list-style-type: none"> <li>• If the parameter is set to <b>ON (1)</b>, then restrictions are active and Electronic Signature Block edits are disabled for users without the XUSIG security key.</li> <li>• If the parameter is set to <b>OFF (0)</b>, then restrictions are <i>not</i> active and Electronic Signature Block edits are enabled for all users.</li> </ul> <p> <b>NOTE:</b> This parameter was released with Kernel Patch XU*8.0*679.</p>  |
| XU522                | <p>Determines whether old-style (less secure) Compensation and Pension Record Interchange (CAPRI) logins are permitted and logged. Enter any of the following values:</p> <ul style="list-style-type: none"> <li>• <b>Y (YES)</b>—To disable old-style CAPRI logins (default).</li> <li>• <b>E (ERROR)</b>—To disable old-style CAPRI logins and trap attempts.</li> <li>• <b>N (NO)</b>—To leave old-style CAPRI logins enabled.</li> <li>• <b>L (DEBUG)</b>—To leave old-style CAPRI logins enabled but trap attempts.</li> </ul> <p> <b>NOTE:</b> This parameter was released with Kernel Patch XU*8.0*522.</p> |
| XU594                | <p>This parameter skips the code that patch Kernel Patch XU*8.0*543 uses. If XU*8.0*543 broke the iMedConsent application, this parameter should be set to <b>YES</b>. The default is <b>NO</b>.</p> <p> <b>NOTE:</b> This parameter was released with Kernel Patch XU*8.0*594.</p>   |
| XU645                | <p>This parameter determines if a terminated user's information should be deleted:</p> <ul style="list-style-type: none"> <li>• A <b>NO</b> value means you do <i>not</i> want to purge the terminated user information. This was requested by the Office of Inspector General (OIG) when they want all user information preserved.</li> <li>• A <b>YES</b> value means to purge the information, which is normal operating procedure.</li> </ul> <p> <b>NOTE:</b> This parameter was released with Kernel Patch XU*8.0*645.</p>  |

| Parameters                  | Description   |
|-----------------------------|---|
| XUEPCS REPORT DEVICE        | <p>ePCS Device Definition for Reports: Enter a device from the DEVICE (#3.5) file for the ePCS report output.</p> <p> <b>NOTE:</b> This parameter was released with Kernel Patch XU*8.0*580.</p> |
| XUS CCOW VAULT PARAM        | CCOW Vault Parameter: This parameter holds the application passcode for the CCOW vault.   |
| XUS-XUP SET ERROR TRAP      | <p>Set Error Trap in <b>XUP</b>: This parameter controls if <b>XUP</b> will set up an ERROR trap for the user:</p> <ul style="list-style-type: none"> <li>• PRECEDENCE: 1<br/>ENTITY FILE: USER</li> <li>• PRECEDENCE: 2<br/>ENTITY FILE: SYSTEM</li> </ul>                       |
| XUS-XUP VPE                 | <p>Drop into VPE: This parameter controls if a user when exiting <b>XUP</b> is dropped into VPE or right to the "&gt;" prompt:</p> <ul style="list-style-type: none"> <li>• PRECEDENCE: 1<br/>ENTITY FILE: USER</li> <li>• PRECEDENCE: 2<br/>ENTITY FILE: SYSTEM</li> </ul>       |
| XUSC1 DEBUG                 | Set Debug mode for XUSC1: This parameter controls if the <b>XUSC1</b> client code records debug information into the <b>^TMP</b> global.  |
| XUSNPI QUALIFIED IDENTIFIER | NPI QUALIFIED IDENTIFIER: This is a mapping of <b>NPI ID</b> name to the files that hold the data.  |

## 2.7.1 XPAREdit Routine

Use the **XPAREdit** routine to update the parameters in the **PARAMETER DEFINITION (#8989.51)** file.

To edit the DEA ePCS Utility parameter, perform the following procedure:

1. From the programmer prompt, enter the following code:

```
D ^XPAREdit
```

2. At the “Select **PARAMETER DEFINITION NAME:**” prompt, enter the parameter you want to edit.

**Figure 2: Parameters—XPAREdit Routine: Editing Parameters in the PARAMETER DEFINITION (#8989.51) File**

```
>D ^XPAREdit
      --- Edit Parameter Values ---
Select PARAMETER DEFINITION NAME:
```

## 2.8 Audit-Related Site Parameters

**Figure 3: Parameters—Audit-Related Menu Options**

```
System Security...                               [XUSPY]
Audit Features ...                               [XUAUDIT MENU]
  Maintain System Audit Options...               [XUAUDIT MAINT]
    Establish System Audit Parameters             [XUAUDIT]
```

You can edit audit-related site parameters located in the **KERNEL SYSTEM PARAMETERS (#8989.3)** file using the **Establish System Audit Parameters [XUAUDIT]** option (the fields are also reachable from the **Enter/Edit Kernel Site Parameters [XUSITEPARM]** option).



**REF:** For more information on auditing, see the *Kernel Security Tools Manual*.

**Table 6: Parameters—Audit-Related Parameters from the KERNEL SYSTEM PARAMETERS (#8989.3) File (Listed Alphabetically by Field Name)**

| <b>Parameters (Fields)</b>           | <b>Description</b>   |
|--------------------------------------|--|
| DEVICE TO AUDIT (#212.1)<br>Multiple | This Multiple (subfile) holds a list of devices that are to be audited when device auditing is activated.<br><br>The <b>.01</b> field is referenced when the FAILED ACCESS ATTEMPT AUDIT (#212.5) field is set to <b>D</b> or <b>DR</b> . It is used to specify the logical names of the devices on which to audit failed attempts.  |
| FAILED ACCESS ATTEMPT AUDIT (#212.5) | This field indicates whether an audit log is to be generated for failed access attempts. Audits can be done for all devices or specified devices only. Recording of what is entered is optional:<br>Entries include: <ul style="list-style-type: none"> <li>• <b>A</b>—All devices/no text recorded.</li> <li>• <b>D</b>—Specified devices/no text recorded.</li> <li>• <b>AR</b>—All devices/text recorded.</li> <li>• <b>DR</b>—Specified devices/text recorded.</li> <li>• <b>N</b>—No audit.</li> </ul>  |
| INITIATE AUDIT (#19.4)               | This field indicates the date when an audit begins. The OPTION AUDIT (#19) field defines the nature of the audit that is performed. Auditing is only done if there is both INITIATE AUDIT (#19.4) and TERMINATE AUDIT (#19.5) field data.  |
| NAMESPACE TO AUDIT (#19.2) Multiple  | This Multiple (subfile) holds a list of software namespaces to audit. All options within a namespace are audited if the OPTION AUDIT (#19) Field is set to <b>s</b> (specific options).  |
| OPTION AUDIT (#19)                   | This field indicates what should be audited between the INITIATE AUDIT (#19.4) date and TERMINATE AUDIT (#19.5) date fields.<br>Valid values include: <ul style="list-style-type: none"> <li>• <b>n</b>—No audit.</li> <li>• <b>a</b>—All options audited.</li> <li>• <b>s</b>—Specific options audited.</li> <li>• <b>u</b>—Users audited.</li> </ul> The OPTION TO AUDIT (#19.1) Multiple along with the NAMESPACE TO AUDIT (#19.2) Multiple hold the lists of specific options that would be audited (choosing <b>s</b> ). The USER TO AUDIT (#19.3) Multiple holds the list of users that would be audited (choosing <b>u</b> ). |
| OPTION TO AUDIT (#19.1) Multiple))   | This Multiple (subfile) holds a list of options to audit if the OPTION AUDIT (#19) field is set to <b>s</b> (specific options).  |
| TERMINATE AUDIT (#19.5)              | This field indicates when audit ends. The start date is set in the INITIATE AUDIT (#19.4) field.   |

| Parameters (Fields)             | Description  |
|---------------------------------|--|
| USER TO AUDIT (Multiple; #19.3) | This Multiple (subfile) holds a list of users to audit their option use, if the OPTION AUDIT (#19) field is set to <b>u</b> (users audited). |

## 2.9 Spooler Site Parameters

Figure 4: Spooler Site Parameters Edit Menu Option

|                              |               |
|------------------------------|---------------|
| Spool Management...          | [XU-SPL-MGR]  |
| Spooler Site Parameters Edit | [XU-SPL-SITE] |

You can edit spooler-related site parameters located in the **KERNEL SYSTEM PARAMETERS (#8989.3)** file with the **Spooler Site Parameters Edit [XU-SPL-SITE]** option (the fields are also reachable from the **Enter/Edit Kernel Site Parameters [XUSITEPARM]** option).



**REF:** For more information on the Spooler, see the “Spooling” chapter in the *Kernel Security Tools Manual*.

Table 7: Parameters—Spooler-Related Parameters from the **KERNEL SYSTEM PARAMETERS (#8989.3)** File (Listed Alphabetically by Field Name)

| Fields                               | Description  |
|--------------------------------------|--|
| MAX SPOOL LINES PER USER (#31.1)     | This field holds the maximum number of lines of spooled output a user is allowed. If the user has more than this number, then they are <i>not</i> allowed to spool any more until some of their spooled documents are deleted. This only controls the granting of new spool documents and does <i>not</i> terminate the number of lines that are transferred into the spool data file. Valid values range from <b>1</b> to <b>9999999</b> ; <i>recommended</i> value <b>9999</b> . |
| MAX SPOOL DOCUMENT LIFE-SPAN (#31.3) | This field controls the number of days that a spooled document is allowed to remain in the spooler before deletion by the <b>Purge old spool documents [XU-SPL-PURGE]</b> option, which needs to be set up to run in the background. Valid values range from <b>1</b> to <b>365</b> ; <b>zero</b> decimals.  |
| MAX SPOOL DOCUMENTS PER USER (#31.2) | This field limits the number of spooled documents that any user can have on the system. <i>Recommended</i> value from <b>10</b> to <b>100</b> .  |

## 2.10 TaskMan Site Parameters

There are three separate groups of site parameters for TaskMan. They are stored in the following files:

- TASKMAN SITE PARAMETERS (#14.7)
- UCI ASSOCIATION (#14.6)
- VOLUME SET (#14.5)



**REF:** For information about configuring TaskMan’s site parameters, see the “TaskMan System Management: Configuration” section in the *Kernel 8.0 & Kernel Toolkit 7.3 Systems Management Guide*.

## 2.11 Implementing Multi-Term Look-Up

Implementing Multi-Term Look-Up requires:

- Central Processing Unit (CPU) capacity: **3%**.
- Disk Space: **20,000** bytes. However, this depends on the number of entries in the following files:
  - LOCAL KEYWORD (#8984.1)
  - LOCAL SHORTCUT (#8984.2)
  - LOCAL SYNONYM (#8984.3)

The Multi-Term Look-Up utility has one parameter, which can be adjusted to meet the needs of an individual site. Whenever a new file is entered through the **Add Entries To Look-Up File** [XTLKMODPARS] option, an additional MUMPS cross-reference is necessary on a FREE TEXT field of the new file. This reference converts the FREE TEXT field into keywords to be used in the search. In order to use the full functionality of the package, the cross-reference entry on the FREE TEXT field should match the INDEX (#.03) field in the LOCAL LOOKUP (#8984.4) file. [Figure 5](#) is an example for the ICD DIAGNOSIS (#80) file **AIHS** is entered on the FREE TEXT field as a cross-reference. **AIHS**, therefore, *must* match the entry made at the Local Look-up INDEX prompt in the **Add Entries To Look-Up File** [XTLKMODPARS] option.



**Figure 5: Multi-Term Look-Up—Sample System Prompts and User Entries: Entering a Cross-Reference on a Field in a File**

```

Select OPTION: UTILITY FUNCTIONS
Select UTILITY OPTION: CROSS-REFERENCE A FIELD

MODIFY WHAT FILE: ICD DIAGNOSIS// ICD DIAGNOSIS <Enter> (12535 entries)
Select FIELD: DESCRIPTION

CURRENT CROSS-REFERENCE IS MUMPS 'D' INDEX OF FILE
CHOOSE E (EDIT)/D (DELETE)/C (CREATE): C
WANT TO CREATE A NEW CROSS-REFERENCE FOR THIS FIELD? NO// Y <Enter> (YES)
CROSS-REFERENCE NUMBER: 2// <Enter>
Select TYPE OF INDEXING: REGULAR// MUMPS
WANT CROSS-REFERENCE TO BE USED FOR LOOKUP AS WELL AS FOR SORTING? YES// N <Enter>
(NO)
SET STATEMENT: S %="^ICD9("AIHS",I,DA)" D S^XTLKWIC
KILL STATEMENT: S %="^ICD9("AIHS",I,DA)" D K^XTLKWIC
INDEX: AC// AIHS
...
DO YOU WANT TO CROSS-REFERENCE EXISTING DATA NOW? YES// Y <Enter> (YES)
...EXCUSE ME, LET ME THINK ABOUT THAT A MOMENT.....
.....
>D ^XUP

Setting up programmer environment
Terminal Type set to: C-VT100
Select OPTION NAME: APPLI <Enter> CATION UTILITIES XTMENU Application Utilities

Multi-Term Lookup Main Menu ...

Select Application Utilities Option: MULTI <Enter>-Term Lookup Main Menu

Multi-Term Lookup (MTLU)
Print Utility
Utilities for MTLU ...

Select Multi-Term Lookup Main Menu Option: UTIL <Enter> ities for MTLU

KL Delete Entries From Look-up
ST Add Entries To Look-Up File
Add/Modify Utility ...

Select Utilities for MTLU Option: ST <Enter> Add Entries To Look-Up File
Select LOCAL LOOKUP NAME: ICD DIAGNOSIS
ARE YOU ADDING 'ICD DIAGNOSIS' AS A NEW LOCAL LOOKUP (THE 3RD)? Y <Enter> (YES)
LOCAL LOOKUP NAME: ICD DIAGNOSIS// <Enter>
LOCAL LOOKUP DISPLAY PROTOCOL: <Enter>
INDEX: AIHS
...Ok, will now setup KEYWORD and SHORTCUT file DD's
to allow terms for 'ICD DIAGNOSIS' entries...
PREFIX: M// ?
Answer must be a unique prefix, 1-10 characters in length

Enter the VARIABLE POINTER prefix.

PREFIX: M// D
<REMINDER> Using 'Edit File', set the lookup routine, XTLKDICL, in 'ICD DIAGNOSIS
DD
Select LOCAL LOOKUP NAME: <Enter>

```



**NOTE:** Using the **VA FileMan Edit File** [DIEDIT] option, enter **XTLKDICL** at the “Look-Up Program” prompt. Data should be cross-referenced when installing the cross-reference. If *not*, data should be re-indexed after hours, since this can be CPU intensive.

## 2.12 Implementing Duplicate Resolution Utilities

Implementing Duplicate Resolution Utilities requires the following resources and familiarity with the following processes:

- [Data Storage](#)
- [Retention](#)
- [Resource Requirements](#)
- [Programmer Notes](#)
- [Merge Process](#)

### 2.12.1 Data Storage

Each entry in the DUPLICATE RECORD (#15) file takes approximately **500** bytes, depending on the number of tests that are used and the number of packages that are affected by the record merge.

Each entry in the DUPLICATE RESOLUTION (#15.1) file takes approximately **28K**, depending on the number of tests that need to be run.

### 2.12.2 Retention

The data in the duplicate record is *not* meant to be purged or archived. If one chose to they could purge the verified *non*-duplicates but this means that when the duplicate checking utilities are run these entries are put back in the DUPLICATE RECORD (#15) file and requires somebody to verify it again.

### 2.12.3 Resource Requirements

One terminal and one printer are required. A slave printer to the terminal would be very beneficial.

### 2.12.4 Programmer Notes

Developers need to determine if the merging of two file entries affects their package in such a way that they need to have their own unique merge that deals with only their package's files.

The following conditions usually mean that a developer has to write their own unique merge:

1. The patient pointer field is defined as a NUMERIC or FREE TEXT field rather than a POINTER.
2. The developer wants their end-users to complete some task prior to the merge occurring.
3. There are compound cross-references that include the patient pointer on another field, but the cross-reference is *not* triggered by the changing of the patient pointer.

4. The Merge (Duplicate Resolution Utilities) does *not* do what the package developer desires.

### 2.12.5 Merge Process

This section provides a description of what occurs during the merge:

1. Checks the base file (e.g., PATIENT [#2] file) to see if it exists.
2. Check the **PT** nodes [e.g., **^DD(2,0,"PT",)**] and any false positives are removed.
3. Creates a list of files and fields within those files that point to the file being merged (e.g., in this example the file being merged is the PATIENT [#2] file).

If a file is pointing to the file being merged by its **.01** field, and if that **.01** field is **DINUM**, then all files/fields that point to that file are also gathered. The **DINUM** rule also applies to that file and any files pointing to it, to any depth.

4. Checks each file/field and re-points/merges as follows:
  - If the field pointing is *not* a **.01** field, the "from entry" is changed to the "to entry".
  - If the field pointing is the **.01** field but *not* **DINUM**, the "from entry" is changed to the "to entry".
  - Each pointing **.01 DINUM** field is handled as follows:
    - If the **.01 DINUM** field is at the file level, **^DIT0** is called to merge the "from entry" to the "to entry" and then the "from entry" is deleted. **^DIT0** merges field by field but does *not* change any value in the "to entry". That means that **NULL** fields in the "to entry" get the value from the same field in the "from entry" if it is *not* **NULL**, and valued fields in the "to entry" remain the same. **^DIT0** also merges Multiples:
      - If a Multiple entry in the "from entry" *cannot* be found in the "to entry", it is added to the "to entry".
      - If a Multiple entry in the "from entry" can be found in the "to entry", then that Multiple entry is merged field by field.
    - If the **.01 DINUM** field is at the subfile level (in a Multiple), it is handled as follows:
      - If there is a "from entry" but no "to entry", the "from entry" is added to the "to entry", changing the **.01** field value in the process, and the "from entry" is deleted.
      - If there is a "from entry" and also a "to entry", the "from entry" is deleted and the "to entry" remains unchanged.

If it is determined that a developer *must* have their own unique merge that deals with their files, they *must* make the appropriate entries in the PACKAGE (#9.4) file. If they have to have some sort of action taken by end-users prior to the merging of the records, they *must* update the MERGE PACKAGES Multiple in the DUPLICATE RECORD (#15) file for that pair of records.

The following explains the entries that need to be made in the PACKAGE (#9.4) file:

- In your PACKAGE (#9.4) file make an entry in the AFFECTS RECORD MERGE (#20) field.
- In the .01 field, enter the file affected (e.g., PATIENT [#2] file).
- In the NAME OF MERGE ROUTINE (#9.402,3) field enter the name of your merge routine, which is executed via indirection by Duplicate Resolution Utilities. If you leave this field blank but still place an entry in the PACKAGE (#9.4) file, Duplicate Resolution Utilities assumes that you have some sort of interactive merge process that your end users must complete prior to the main merge occurring. It also assumes that this interactive merge process is on a separate option within the developer's package options. The values of the two records being merged are placed in:

```
^TMP("XDRMRGFR",$J,XDRMRG("FR"))
```

And

```
^TMP("XDRMRGTO",$J,XDRMRG("TO"))
```

These should be referenced by the developer if they need any certain field values since the values may have been changed prior to the execution of their merge routine.

- In the RECORD HAS PACKAGE DATA (#9.402,4) field you would enter a string of M executable code that is passed the **XDRMRG("FR")** variable (the "from record" IEN) and set **XDRZ** to **0**. The code should **SET XDRZ=1** if **XDRMRG("FR")** has data within your package files.

Remember to only make these entries in the PACKAGE (#9.4) file if the normal merge does *not* suffice for your package. If you have an entry in the PACKAGE (#9.4) file the repointing and merging as described above does *not* take place for those files within your package entry.

If you leave the NAME OF MERGE ROUTINE (#9.402,3) field blank, it is assumed that you have some sort of interactive merge process that must occur prior to the main merging of the two records. At the completion of your interactive merge process the developer *must* set the STATUS (#15.01101,.02) field of the MERGE PACKAGES (#15,1101) Multiple field for their package in the DUPLICATE RECORD (#15) file entry to **Ready**. This *must* be done using VA FileMan, because of the trigger that is on the STATUS (#15.01101,.02) field. Once all of the MERGE PACKAGE entries have a STATUS of **Ready**, the main merging of the two records can occur.

## 2.13 Configuring VAX/Alpha Performance Monitor (VPM)

Data from the VAX/Alpha Performance Monitor is stored in the **^XUCM** global. This global grows at a rate of approximately **80k/day/node**. A task can be queued to automatically keep this global purged. Raw data occupies most of this growth rate and can be retained a shorter period (**1-3** months), while the daily averages in the CM DAILY STATISTICS (#8986.6) file should be retained considerably longer. This ensures its usefulness for trend analysis and other computations.

VAX/Alpha Performance Monitor (VPM) requires that TaskMan be set to run with a **DCL** context *prior* to configuring the performance monitor's site files. To configure the CM SITE

PARAMETERS (#8986.095) and CM SITE NODENAMES (#8986.3) files, run the Setup Performance Monitor option.

After editing these files, the host directory and **DCL** command files (**XUCMVPM.COM** and **XUCMMONITOR.COM**) are created by TaskMan. An alert is sent to you once this is complete. Re-run this option whenever CPUs are added/removed from your configuration.

Using the TaskMan **Schedule/Unschedule Options** [XUTM SCHEDULE] option queue XUCM TASK VPM to run *hourly*. This option is the data collection driver for the VMS Monitor and checks for and loads new data into the CM DISK DRIVE RAW DATA (#8986.5) and CM NODENAME RAW DATA (#8986.51) files. Each data collection runs for **15** minutes using **10** second sample intervals (rather than the default **3** second interval). Queue the option XUCM TASK NIT to run in the early a.m., (e.g., **0001** hours). This option compiles workday averages, mails server messages, and collects "static" information (e.g., node and hardware types). Finally, this option files selected **RTHIST** data and restarts RTHIST data collections for the next **24** hours.

### 3 Routines

This chapter provides information related to all executable routines exported with Kernel and Kernel Toolkit. *Do not* delete any routines with the exception of any initialization routines, which *can* be deleted *after* installation.



**NOTE:** This chapter lists the routines alphabetically and by category. Other routine information, such as the Routine Description, Size Histogram, Routine %Index, etc., can be generated through the use of Kernel Utilities.

#### 3.1 Manager Account Routines

[Table 8](#) lists the Manager Account routines:

**Table 8: Routines—Manager Account Routines**

| Routine | Description                                  |
|---------|--|
| %ZIS    | Device Handler.                              |
| %ZIS1   | Device Handler: Device input.                |
| %ZIS2   | Device Handler: Checks.                      |
| %ZIS3   | Device Handler: Device types and parameters. |
| %ZIS5   | Device lookup.                               |
| %ZIS6   | Device Handler: Resources.                   |
| %ZIS7   | Device Handler: Help.                        |
| %ZISC   | Close logic for devices.                     |
| %ZISP   | Collect screen parameters: Graphic set.      |
| %ZISS   | Collect screen parameters.                   |

| <b>Routine</b>  | <b>Description</b>                                     |
|-----------------|--|
| <b>%ZISS1</b>   | Collect screen parameters (continued).                 |
| <b>%ZISS2</b>   | Collect screen parameters: Graphic set.                |
| <b>%ZISUTL</b>  | Device Handler: Utility routine.                       |
| <b>%ZTER</b>    | Kernel Error Trap to log errors.                       |
| <b>%ZTER1</b>   | Kernel Error Trap to log errors (continued).           |
| <b>%ZTLOAD</b>  | TaskMan: Application Program Interface: Entry Points.  |
| <b>%ZTLOAD1</b> | TaskMan: Application Program Interface: Part 1: Queue. |
| <b>%ZTLOAD2</b> | TaskMan: Application Program Interface: Part 2: Queue. |
| <b>%ZTLOAD3</b> | TaskMan: Task Requeue.                                 |
| <b>%ZTLOAD4</b> | TaskMan: Application Program Interface: Is Queued?     |
| <b>%ZTLOAD5</b> | TaskMan: Application Program Interface: Task status.   |
| <b>%ZTLOAD6</b> | TaskMan: Application Program Interface: Dequeue.       |
| <b>%ZTLOAD7</b> | TaskMan: Utilities.                                    |
| <b>%ZTM</b>     | TaskMan: Manager: Part 1: Main Loop.                   |
| <b>%ZTM0</b>    | TaskMan: Manager: Part 2: Begin.                       |
| <b>%ZTM1</b>    | TaskMan: Manager: Part 3: Validate Task.               |
| <b>%ZTM2</b>    | TaskMan: Manager: Part 4: Link Handling 1.             |
| <b>%ZTM3</b>    | TaskMan: Manager: Part 5: Link Handling 2.             |
| <b>%ZTM4</b>    | TaskMan: Manager: Part 6: Waiting List.                |
| <b>%ZTM5</b>    | TaskMan: Manager: Part 7: Short Subroutines.           |
| <b>%ZTM6</b>    | TaskMan: Manager: Part 8: Load Balancing.              |
| <b>%ZTMOVE</b>  | Easier multi-CPU routine transfers.                    |
| <b>%ZTMS</b>    | TaskMan: Submanager: Part 1: Entry and Trap functions. |
| <b>%ZTMS0</b>   | TaskMan: Submanager: Part 2: Trap functions.           |
| <b>%ZTMS1</b>   | TaskMan: Submanager: Part 3: Loop and Get Task.        |
| <b>%ZTMS2</b>   | TaskMan: Submanager: Part 4: Unload, Get Device.       |
| <b>%ZTMS3</b>   | TaskMan: Submanager: Part 5: Run Task.                 |
| <b>%ZTMS4</b>   | TaskMan: Submanager: Part 6: Setup, Cleanup.           |
| <b>%ZTMS7</b>   | TaskMan: Submanager: GetNext.                          |
| <b>%ZTMSH</b>   | TaskMan: Submanager: Utility: Header Page.             |
| <b>XUCIDTM</b>  | Swap UCIs DSM-11.                                      |
| <b>XUCIMSM</b>  | Swap UCIS for MSM-UNIX.                                |

| Routine  | Description   |
|----------|---|
| XUCIMSQ  | Swap UCIs M/SQL.  |
| XUCIVXD  | Swap UCIs VAX/DSM.  |
| ZIS4VXD  | Device Handler: Spool specific code (VAX DSM).  |
| ZISETDTM | Initialize DEVICE (#3.5) file for <b>D7</b> . This routine initializes the DEVICE (#3.5) file with the current port number or updates the device file if new hardware has been added. |
| ZISETMSM | Initialize DEVICE (#3.5) file for MSM-68. This routine initializes the DEVICE (#3.5) file with the current port number.   |
| ZISETVXD | Initialize DEVICE (#3.5) file. This routine initializes the DEVICE (#3.5) file with the current port number.  |
| ZISFMSM  | HOST files: Code for MSM.   |
| ZISFVXD  | HOST files: Code for VAX DSM.   |
| ZISHMSM  | Host files: Control for MSM.  |
| ZISHVXD  | VAX DSM Host file control.  |
| ZISX     | Executes nodes in the <b>^%ZIS</b> global.  |
| ZOSFMSM  | Sets up <b>^%ZOSF</b> for MSM-UNIX systems.   |
| ZOSFVXD  | ZOSF table for VAX DSM 3.3, 4, and 6.   |
| ZOSV2VXD | Capacity Management: Performance Data.  |
| ZOSVMSM  | MSM-PC/PLUS: <b>\$View</b> commands.  |
| ZOSVVXD  | <b>View</b> commands and special functions.   |
| ZTBKCDTM | DTM: Block count.   |
| ZTBKCMSM | MSM: Block count.   |
| ZTBKCVXD | VAX DSM: Block count.   |
| ZTMB     | TaskMan: Manager: Boot/ Option: ZTMRESTART.   |
| ZTMCHK   | TaskMan: Option: ZTMCHECK: Part 1.  |
| ZTMCHK1  | TaskMan: Option: ZTMCHECK: Part 2.  |
| ZTMDCL   | TaskMan: Run TaskMan with a DCL context.  |
| ZTMGRSET | Set up the Production account for the system.   |
| ZTMKU    | TaskMan: Option: ZTMWAIT/RUN/STOP.  |
| ZTMON    | TaskMan: Option: ZTMON: Part 1: Main Loop.  |
| ZTMON1   | TaskMan: Option: ZTMON: Part 2: Main Loop.  |
| ZUA      | Audit access.   |

## 3.2 Production Account Routines

Table 9 lists the Production account routines for Kernel and Toolkit:



**NOTE:** The Kernel and Kernel Toolkit routine namespaces include: “XDR\*,” “XG\*,” “XI\*,” “XLF\*,” “XPAR\*,” “XPD\*,” “XQ\*,” “XT\*,” “XU\*,” “ZIS\*,” “ZOS\*,” “ZTM\*,” and “ZU\*.”

**Table 9: Routines—Kernel and Toolkit Production Account Routines**

| Routine  | Description  |
|----------|--|
| XDR2NULL | TBD  |
| XDRCNT   | Tally records by STATUS and MERGE STATUS fields.   |
| XDRDADD  | This routine makes the entries in the DUPLICATE RECORD (#15) file.<br>Called by: <b>XDRDUP</b><br>Calls: <b>FILE^DICN, DIE, EN^XDRMAIN</b>   |
| XDRDADDS | TBD  |
| XDRDADJ  | This routine is executed by a MUMPS cross-reference on the MERGE STATUS field of the DUPLICATE RECORD (#15) file only when the STATUS is set to <b>Merged</b> . This routine checks for entries in the file that are affected by the merging of this entry and adjusts their <b>.01</b> and <b>.02</b> fields accordingly. The problem being addressed is as follows: <ul style="list-style-type: none"> <li>• <b>1 to 5</b> If <b>5 to 10</b> merged first, <b>1 to 10</b></li> <li>• <b>5 to 10</b> then other entries would <b>5 to 10</b></li> <li>• <b>5 to 20</b> be adjusted as follows: <b>10 to 20</b></li> </ul> Or, if both <b>1 to 5</b> and <b>1 to 10</b> existed at the time of the merge, the <b>1 to 5</b> entry would be deleted.<br>The STATUS (#.03) field is re-indexed because it sets cross-references based on the values in the <b>.01</b> and <b>.02</b> fields. Triggers are <i>not</i> fired for the <b>.01</b> , <b>.02</b> , or <b>.03</b> fields.<br>Entries previously resolved are ignored.<br>Called by: Cross-reference on MERGE STATUS field of DUPLICATE RECORD (#15) file entry.<br>Calls: <b>EN^XDRDUP, DIK</b> |
| XDRDCOMP | This routine compares <b>two</b> file records via the Duplicate Checker algorithm.<br>Calls: <b>%ZIS, %ZISC, %ZTLOAD, DIC, DIR, EN^DITC, FILE^XDRDQUE, XDRDSCOR, XDRDUP</b>  |
| XDRDDATA | TBD  |
| XDRDEDT  | TBD  |
| XDRDEFLG | TBD  |
| XDRDFPD  | Find all potential duplicates for an entry in a file.  |



| Routine         | Description   |
|-----------------|---|
| <b>XDRDLIST</b> | This routine is responsible for the printing of various reports from the DUPLICATE RECORD (#15) file. It prints listings of potential duplicates, ready, and not ready to merge verified duplicates.<br>Calls: <b>EN1^DIP, DIR, FILE^XDRDQUE</b>  |
| <b>XDRDMAIN</b> | This is the main driver for the duplicate checking routines.<br>Calls: <b>NOW^%DTC, DIE, DIK, XDRDPDTI, XDRDUP, XDREMSG, XDRMAINI</b>   |
| <b>XDRDOC</b>   | Additional routine documentation.   |
| <b>XDRDOC1</b>  | <b>XDRDOC</b> continued.  |
| <b>XDRDOC2</b>  | <b>XDRDOC</b> continued.  |
| <b>XDRDPDTI</b> | This routine is called by <b>XDRDMAIN</b> when the Potential Duplicate threshold has been raised. This routine <b>\$ORDERS</b> through the " <b>APOT</b> " cross-reference on the DUPLICATE RECORD (#15) file, and deletes all entries that have a DC Dupe Match Score that does <i>not</i> meet the Potential Duplicate Threshold value. It also updates the DC POTENTIAL DUPE THRESHOLD%. It should be noted that if a person changes the weights of the Duplicate Tests, they should delete all Potential Duplicates, Unverified and rerun the Duplicate Resolution search.<br>Called by: <b>XDRDMAIN</b><br>Calls: <b>DIE, DIK, EN^XDRDUP</b> |
| <b>XDRDPICK</b> | TBD   |
| <b>XDRDPRE1</b> | TBD   |
| <b>XDRDPREL</b> | TBD   |
| <b>XDRDPRG2</b> | TBD   |
| <b>XDRDPRGE</b> | This routine enables the Duplicate Resolution Manager to purge the DUPLICATE RECORD (#15) file. They can purge Potential Duplicates, Verified Non-Duplicates, or both. Verified Duplicates <i>cannot</i> be purged until FileMan institutes some sort of archival or merged node.<br>Calls: <b>%ZTLOAD, DIC, DIR, DIK</b>   |
| <b>XDRDQUE</b>  | This routine starts and stops the Duplicate Checking software when it is running in the background. If no search is running, it allows the user to queue a search to start up. If a search has been halted they may continue the search starting at the point they halted.<br>Called by: <b>XDRDCOMP, XDRDLIST, XDRDSCOR, XDRMADD</b><br>(All these calls by above are if <b>XDRFL</b> is undefined)<br>Calls: <b>%ZTLOAD, DIC, Y^DIQ, DIR, CHECK^XDRU1, XDRCNT, XDRDFPD</b>  |

| Routine         | Description  |
|-----------------|--|
| <b>XDRDSCOR</b> | This routine sets the scores for the Duplicate Checking algorithm.<br>Called by: <b>XDRDCOMP</b> , <b>XDRDFPD</b> , <b>XDRDUP</b> , <b>XDRMADD</b> ,<br><b>XDRMAINI</b><br>Calls: <b>FILE^XDRDQUE</b> , <b>XDREMSG</b>   |
| <b>XDRDSHOW</b> | TBD  |
| <b>XDRDSTAT</b> | This routine displays the status of a particular search for duplicates.<br>Calls: <b>DIC</b> , <b>Y^DIQ</b>  |
| <b>XDRDUP</b>   | This routine does the actual checking of two records and makes the determination if they are potential duplicates.<br>Called by: <b>XDRDADJ</b> , <b>XDRDCOMP</b> , <b>XDRDMAIN</b> , <b>XDRMADD</b><br>Calls: <b>EN^DIQ1</b> , <b>XDRDADD</b> , <b>XDRDSCOR</b> , <b>XDREMSG</b>  |
| <b>XDRDVAL</b>  | TBD  |
| <b>XDRDVAL1</b> | TBD  |
| <b>XDRDVAL2</b> | TBD  |
| <b>XDREMSG</b>  | This routine is responsible for either sending error messages to the user, or if the calling routine is running in the background, it sends a bulletin to the people in the duplicate manager mail group if one is defined.<br>The meanings of <b>XDRERR</b> are as follows: <ul style="list-style-type: none"> <li>• <b>1</b>—The candidate collection routine is undefined.</li> <li>• <b>2</b>—The candidate collection routine is not present.</li> <li>• <b>3</b>—The potential duplicate threshold is undefined.</li> <li>• <b>4</b>—There are no duplicate tests entered for this duplicate resolution entry.</li> <li>• <b>5</b>—The global root node in DIC is undefined.</li> <li>• <b>6</b>—No entry in DUPLICATE RESOLUTION (#15.1) file for this file.</li> <li>• <b>7</b>—The <b>From</b> and <b>To</b> records are undefined.</li> <li>• <b>8</b>—The test routine is not present.</li> <li>• <b>9</b>—The routine defined as the pre-merge routine is not present.</li> <li>• <b>10</b>—The routine defined as the post-merge routine is not present.</li> <li>• <b>11</b>—The routine defined as the verified msg routine is not present.</li> <li>• <b>12</b>—The routine defined as the merged msg routine is not present.</li> <li>• <b>13</b>—Non-interactive merge style not allowed with DINUM files for merge entries.</li> </ul> Called by: <b>XDRDMAIN</b> , <b>XDRDSCOR</b> , <b>XDRDUP</b> , <b>XDRMAINI</b> , <b>XDRU1</b><br>Calls: <b>XMB</b> |
| <b>XDRHLP</b>   | Contains code for executable help from the DUPLICATE RECORD (#15) and DUPLICATE RESOLUTION (#15.1) files.  |

| Routine         | Description   |
|-----------------|---|
| <b>XDRLRFIX</b> | TBD   |
| <b>XDRMADD</b>  | Adds entries to the DUPLICATE RECORD (#15) file with a status of Verified Duplicates.<br>Calls: <b>DIC</b> , <b>FILE^DICN</b> , <b>DIE</b> , <b>FILE^XDRDQUE</b> , <b>XDRDSCOR</b> , <b>XDRDUP</b> , <b>EN^XDRMAIN</b>  |
| <b>XDRMAIN</b>  | Main Driver for the merge portion of the Duplicate Merge Utilities.<br>Called by: <b>XDRDADD</b> , <b>XDRMADD</b><br>Calls: <b>DIC</b> , <b>DIE</b> , <b>DIR</b> , <b>XDRMAINI</b> , <b>XDRMPACK</b> , <b>XDRMRG</b> , <b>XDRMSG</b> , <b>XDRMVFY</b> <ul style="list-style-type: none"> <li>• <b>EN</b>—Entry point for automatic merge.</li> <li>• <b>EN1</b>—Entry point for looping through verified ready to merge duplicates.</li> <li>• <b>EN2</b>—Entry point to select verified ready to merge duplicate pair.</li> <li>• <b>EN3</b>—Entry point to select unverified potential duplicate pair.</li> </ul> |
| <b>XDRMAINI</b> | Initialization routine for <b>XDRMAIN</b> and <b>XDRDMAIN</b> .<br>Called by: <b>XDRDMAIN</b> , <b>XDRMAIN</b><br>Calls: <b>DIC</b> , <b>XDRDSCOR</b> , <b>XDREMSG</b>  |
| <b>XDRMERG</b>  | TBD   |
| <b>XDRMERG0</b> | TBD   |
| <b>XDRMERG1</b> | TBD   |
| <b>XDRMERG2</b> | TBD   |
| <b>XDRMERGA</b> | TBD   |
| <b>XDRMERGB</b> | TBD   |
| <b>XDRMERC</b>  | TBD   |
| <b>XDRMPACK</b> | This routine is responsible for checking PACKAGE (#9.4) file for unique package merges and for checking these package's files to see if they have data for the merged "from" record.<br>Called by: <b>XDRMAIN</b><br>Calls: <b>DIE</b>  |
| <b>XDRMRG</b>   | This is the routine that does the actual merging of the duplicate records.<br>Called by: <b>XDRMAIN</b><br>Calls: <b>DIE</b> , <b>DIK</b> , <b>EN^DIT0</b> , <b>DITM2</b> , <b>EN^DITMGMRG</b> , <b>LOCK^XDRU1</b>  |
| <b>XDRMRG1</b>  | This routine is the error trap for <b>XDRMRG</b> .<br>Calls: <b>%ET</b> , <b>DIE</b>  |

| Routine         | Description   |
|-----------------|---|
| <b>XDRMSG</b>   | This routine is responsible for the sending of the verified and merged messages.<br>Called by: <b>XDRMAIN</b><br>Calls: <b>XMB</b>  |
| <b>XDRMVFY</b>  | This routine is responsible for verifying potential duplicates.<br>Called by: <b>XDRMAIN</b><br>Calls: <b>DIE, DIR, EN^DITC</b>   |
| <b>XDRPREL1</b> | TBD   |
| <b>XDRPREI</b>  | This is a pre-init routine for the <b>XDR</b> package that deletes the DUPLICATE RECORD (#15) and DUPLICATE RESOLUTION (#15.1) files' dictionaries.   |
| <b>XDRPTCAN</b> | TBD   |
| <b>XDRPTCLN</b> | TBD   |
| <b>XDRPTDOB</b> | TBD   |
| <b>XDRPTDOD</b> | TBD   |
| <b>XDRPTLSD</b> | TBD   |
| <b>XDRPTMMN</b> | TBD   |
| <b>XDRPTN</b>   | TBD   |
| <b>XDRPTSSN</b> | TBD   |
| <b>XDRPTSX</b>  | TBD   |
| <b>XDRRMRG0</b> | TBD   |
| <b>XDRRMRG1</b> | TBD   |
| <b>XDRRMRG2</b> | TBD   |
| <b>XDRU</b>     | This routine is a utility routine for the merge software; it does some testing for the merge software and provides the locking subroutines for the merge.<br>Called by: <b>XDRDQUE, XDRMRG</b><br>Calls: <b>XDREMSG</b> |
| <b>XDRUTL</b>   | TBD   |
| <b>XDRVCHEK</b> | TBD   |
| <b>XGF</b>      | Graphics functions.   |
| <b>XGFDEMO</b>  | Demonstrate graphics functions.   |
| <b>XGFDEMO1</b> | Demonstrate graphics functions (continued).   |
| <b>XGKB</b>     | Read with escape processing.  |

| Routine         | Description   |
|-----------------|---|
| <b>XGKB1</b>    | Read with escape processing (continued).  |
| <b>XGS</b>      | Screen primitives.  |
| <b>XGSA</b>     | Screen attribute primitives.  |
| <b>XGSBOX</b>   | Screen rectangular region primitives.   |
| <b>XGSETUP</b>  | Set up KWAPI environment.   |
| <b>XGSW</b>     | Screen window primitives.   |
| <b>XINDEX</b>   | The <b>XIND*</b> series of routines is the VA Cross-referencer. These routines are saved in the Manager's account as <b>%IND*</b> routines. |
| <b>XINDX1</b>   | %INDEX continued.   |
| <b>XINDX10</b>  | %INDEX continued.   |
| <b>XINDX11</b>  | %INDEX continued.   |
| <b>XINDX2</b>   | %INDEX continued.   |
| <b>XINDX3</b>   | %INDEX continued.   |
| <b>XINDX4</b>   | %INDEX continued.   |
| <b>XINDX5</b>   | %INDEX continued.   |
| <b>XINDX51</b>  | %INDEX continued.   |
| <b>XINDX52</b>  | %INDEX continued.   |
| <b>XINDX53</b>  | %INDEX continued.   |
| <b>XINDX6</b>   | %INDEX continued.   |
| <b>XINDX7</b>   | %INDEX continued.   |
| <b>XINDX8</b>   | %INDEX continued.   |
| <b>XINDX9</b>   | %INDEX continued.   |
| <b>XIPENV</b>   | TBD   |
| <b>XIPMAIL</b>  | TBD   |
| <b>XIPMAILA</b> | TBD   |
| <b>XIPMAILB</b> | TBD   |
| <b>XIPPOST</b>  | TBD   |
| <b>XIPSRVR</b>  | TBD   |
| <b>XIPSYNC</b>  | TBD   |
| <b>XIPUTIL</b>  | TBD   |
| <b>XIPUTIL1</b> | TBD   |
| <b>XIPXREF</b>  | TBD   |

| <b>Routine</b>  | <b>Description</b>                         |
|-----------------|--|
| <b>XLFCRC</b>   | TBD  |
| <b>XLFDT</b>    | Date/Time functions.                       |
| <b>XLFDT1</b>   | Date/Time functions (continued).           |
| <b>XLFDT2</b>   | Date/Time functions: Schedule.             |
| <b>XLFDT3</b>   | Date/Time functions: Schedule (continued). |
| <b>XLFDT4</b>   | Date/Time functions: Exclude time.         |
| <b>XLFHYP</b>   | Hyperbolic math functions.                 |
| <b>XLFIPV</b>   | TBD  |
| <b>XLFLTR</b>   | Print big letters.                         |
| <b>XLFLTR1</b>  | Set up letters.                            |
| <b>XLFMSMT</b>  | Measurement functions.                     |
| <b>XLFMSMT2</b> | Measurement functions (continued).         |
| <b>XLFMTH</b>   | Math functions.                            |
| <b>XLFMTH1</b>  | Math functions (continued).                |
| <b>XLFNAME</b>  | TBD  |
| <b>XLFNAME1</b> | TBD  |
| <b>XLFNAME2</b> | TBD  |
| <b>XLFNAME3</b> | TBD  |
| <b>XLFNAME4</b> | TBD  |
| <b>XLFNAME5</b> | TBD  |
| <b>XLFNAME6</b> | TBD  |
| <b>XLFNAME7</b> | TBD  |
| <b>XLFNAME8</b> | TBD  |
| <b>XLFNENV</b>  | TBD  |
| <b>XLFNP152</b> | TBD  |
| <b>XLFNP176</b> | TBD  |
| <b>XLFNLSK</b>  | TBD  |
| <b>XLFSHAN</b>  | Secure Hash Algorithm (SHA) APIs.          |
| <b>XLFSTR</b>   | String functions.                          |
| <b>XLFUTL</b>   | Utility functions: Check digit.            |
| <b>XPAR</b>     | TBD  |

| Routine  | Description  |
|----------|--|
| XPAR1    | TBD  |
| XPAR2    | TBD  |
| XPAR3    | TBD  |
| XPARDD   | TBD  |
| XPARDD1  | TBD  |
| XPARDD2  | TBD  |
| XPARDDAC | TBD  |
| XPAREDIT | TBD  |
| XPAREDT1 | TBD  |
| XPAREDT2 | TBD  |
| XPAREDT3 | TBD  |
| XPARLIST | TBD  |
| XPARTPV  | TBD  |
| XPARTPV1 | TBD  |
| XPARY26  | TBD  |
| XPARZUTL | TBD  |
| XPDB1    | TBD  |
| XPDCOM   | Compare transport global.  |
| XPDCOMF  | TBD  |
| XPDCOMG  | Compare globals.   |
| XPDCOML  | TBD  |
| XPDCPU   | Code that updates each CPU.  |
| XPDDCS   | Display checksum for a package.  |
| XPDDI    | KIDS: Display an installation.   |
| XPDDP    | KIDS: Display a package.   |
| XPDDP1   | KIDS: Display a package.   |
| XPDDPCK  | TBD  |
| XPDE     | KIDS: Package edit.  |
| XPDER    | TBD  |
| XPDET    | KIDS: Input transforms and help for the BUILD (#9.6) file and INSTALL (#9.7) file. |
| XPDGCDEL | KIDS: Delete specified objects, if <i>not</i> required.                            |

| <b>Routine</b>  | <b>Description</b>   |
|-----------------|--|
| <b>XPDH</b>     | KIDS: Help for answering installation questions.             |
| <b>XPDI</b>     | KIDS: Installation process.                                  |
| <b>XPDI1</b>    | KIDS: Installation process (continued).                      |
| <b>XPDIA</b>    | KIDS: Install pre/post actions for Kernel Files.             |
| <b>XPDIA0</b>   | KIDS: Install pre/post actions for Kernel Files (continued). |
| <b>XPDIA1</b>   | KIDS: Install pre/post actions for Kernel Files (continued). |
| <b>XPDIA2</b>   | KIDS: Delete options and clean up pointers.                  |
| <b>XPDIA3</b>   | KIDS: Delete options and clean up pointers.                  |
| <b>XPDIB</b>    | TBD  |
| <b>XPDID</b>    | KIDS: Display installation progress.                         |
| <b>XPDIGP</b>   | KIDS: Load global distribution.                              |
| <b>XPDIJ</b>    | KIDS: Installation job.                                      |
| <b>XPDIJ1</b>   | KIDS: Installation job.                                      |
| <b>XPDIK</b>    | KIDS: Install Kernel files and VA FileMan files.             |
| <b>XPDIL</b>    | KIDS: Load distribution global.                              |
| <b>XPDIL1</b>   | KIDS: Load distribution global (continued).                  |
| <b>XPDIN001</b> | KIDS: Init routine.  |
| <b>XPDIN002</b> | KIDS: Init routine.  |
| <b>XPDIN003</b> | KIDS: Init routine.  |
| <b>XPDIN004</b> | KIDS: Init routine.  |
| <b>XPDIN005</b> | KIDS: Init routine.  |
| <b>XPDIN006</b> | KIDS: Init routine.  |
| <b>XPDIN007</b> | KIDS: Init routine.  |
| <b>XPDIN008</b> | KIDS: Init routine.  |
| <b>XPDIN009</b> | KIDS: Init routine.  |
| <b>XPDIN00A</b> | KIDS: Init routine.  |
| <b>XPDIN00B</b> | KIDS: Init routine.  |
| <b>XPDIN00C</b> | KIDS: Init routine.  |
| <b>XPDIN00D</b> | KIDS: Init routine.  |
| <b>XPDIN00E</b> | KIDS: Init routine.  |
| <b>XPDIN00F</b> | KIDS: Init routine.  |



| <b>Routine</b>  | <b>Description</b>                                    |
|-----------------|---|
| <b>XPDIN00G</b> | KIDS: Init routine.                                   |
| <b>XPDIN00H</b> | KIDS: Init routine.                                   |
| <b>XPDIN00I</b> | KIDS: Init routine.                                   |
| <b>XPDIN00J</b> | KIDS: Init routine.                                   |
| <b>XPDIN00K</b> | KIDS: Init routine.                                   |
| <b>XPDIN00L</b> | KIDS: Init routine.                                   |
| <b>XPDIN00M</b> | KIDS: Init routine.                                   |
| <b>XPDIN00N</b> | KIDS: Init routine.                                   |
| <b>XPDIN00O</b> | KIDS: Init routine.                                   |
| <b>XPDIN00P</b> | KIDS: Init routine.                                   |
| <b>XPDIN00Q</b> | KIDS: Init routine.                                   |
| <b>XPDIN00R</b> | KIDS: Init routine.                                   |
| <b>XPDIN00S</b> | KIDS: Init routine.                                   |
| <b>XPDIN00T</b> | KIDS: Init routine.                                   |
| <b>XPDINIT</b>  | KIDS: Init routine.                                   |
| <b>XPDINIT1</b> | KIDS: Init routine.                                   |
| <b>XPDINIT2</b> | KIDS: Init routine.                                   |
| <b>XPDINIT3</b> | KIDS: Init routine.                                   |
| <b>XPDINIT4</b> | KIDS: Init routine.                                   |
| <b>XPDINIT5</b> | KIDS: Init routine.                                   |
| <b>XPDIP</b>    | KIDS: Install PACKAGE (#9.4) and ROUTINE (#9.8) file. |
| <b>XPDIPM</b>   | KIDS: Load a Packman message.                         |
| <b>XPDIQ</b>    | KIDS: Install questions.                              |
| <b>XPDIR</b>    | KIDS: Install restart.                                |
| <b>XPDIST</b>   | KIDS: Site tracking.                                  |
| <b>XPDIU</b>    | KIDS: Unload/Convert/Rollup distribution global.      |
| <b>XPDKY</b>    | KIDS: Tools to work on keys.                          |
| <b>XPDKRN</b>   | KIDS: Installation program.                           |
| <b>XPDMENU</b>  | KIDS: Manage menu items.                              |
| <b>XPDNTEG</b>  | KIDS: Package checksum checker.                       |
| <b>XPDPINIT</b> | KIDS: Load a Packman message using KIDS.              |

| Routine  | Description  |
|----------|--|
| XPDPROT  | TBD  |
| XPDR     | KIDS: Routine file edit.   |
| XPDRSUM  | KIDS: Routine checksum utilities.                                  |
| XPDT     | KIDS: Transport a package.   |
| XPDTA    | KIDS: Build actions for Kernel files.                              |
| XPDTA1   | KIDS: Build actions for Kernel files (continued).                  |
| XPDTA2   | KIDS: Build actions for Kernel files (continued).                  |
| XPDTC    | KIDS: Transport calls.   |
| XPDTP    | KIDS: Transport using a Packman message.                           |
| XPDUTL   | KIDS: Returns parameters of check point.                           |
| XPDUTL1  | KIDS: Returns parameters of check point.                           |
| XPDV     | KIDS: Verify build.  |
| XQ       | MenuMan: Menu driver: Part 1.                                      |
| XQ1      | MenuMan: Menu driver: Part 2.                                      |
| XQ11     | MenuMan: Menu utilities.   |
| XQ12     | MenuMan: Utilities.  |
| XQ2      | MenuMan: Menu lister and utilities.                                |
| XQ21     | MenuMan: Option: XUUSERDISP.                                       |
| XQ3      | MenuMan: Clean up dangling pointers in option or help frame files. |
| XQ31     | MenuMan: Menu management reports.                                  |
| XQ32     | MenuMan: List users with specified menu.                           |
| XQ33     | MenuMan: Remove unreferenced options.                              |
| XQ4      | MenuMan: Menu diagram with entry/exit actions.                     |
| XQ41     | MenuMan: Menu diagram with entry/exit actions (continued).         |
| XQ5      | MenuMan: Menu edit utilities <b>Edit Option</b> [XUEDITOPT].       |
| XQ55     | MenuMan: Search for user's access to an option.                    |
| XW55SPEC | TBD  |
| XQ6      | MenuMan: Bulk key distribution.                                    |
| XQ61     | MenuMan: Bulk editorship assignment.                               |
| XQ62     | MenuMan: Generalized file lookup utility.                          |
| XQ6A     | MenuMan: Bulk key distribution (continued).                        |

| <b>Routine</b>  | <b>Description</b>   |
|-----------------|--|
| <b>XQ6B</b>     | MenuMan: Bulk key distribution (continued).  |
| <b>XQ7</b>      | MenuMan: Microsurgery of <b>XUTL</b> menu trees.   |
| <b>XQ71</b>     | MenuMan: Lookup response to menu prompt.   |
| <b>XQ72</b>     | MenuMan: Jump (“^”) utilities: Part 1.   |
| <b>XQ72A</b>    | MenuMan: Jump (“^”) utilities: Part 2.   |
| <b>XQ73</b>     | MenuMan: Rubber Band Jump (^) processor.   |
| <b>XQ74</b>     | MenuMan: Phantom Jump processor.   |
| <b>XQ75</b>     | MenuMan: Lookup response for jumps.  |
| <b>XQ8</b>      | MenuMan: Build menu trees.   |
| <b>XQ81</b>     | MenuMan: Build menu trees (continued).   |
| <b>XQ82</b>     | MenuMan: Clean old <b>\$JOB</b> data out of <b>XUTL</b> (“ <b>XQ</b> ”, and others.                |
| <b>XQ83</b>     | MenuMan: Find <b>^XUTL</b> nodes needing surgery.  |
| <b>XQ83A</b>    | MenuMan: Microsurgery on menu trees to add a new item to a menu.                                   |
| <b>XQ83D</b>    | MenuMan: Microsurgery on menu trees for item deleted from menu.                                    |
| <b>XQ83R</b>    | MenuMan: Microsurgery on <b>^XUTL</b> (“ <b>XQO</b> ”, nodes for regular modifications to options. |
| <b>XQ88</b>     | TBD  |
| <b>XQ8A</b>     | MenuMan: Rebuild menus in all production accounts.   |
| <b>XQ9</b>      | MenuMan: Restrict availability of options.   |
| <b>XQ91</b>     | MenuMan: Restrict availability of options (continued).   |
| <b>XQ92</b>     | MenuMan: Date/Time for prohibited Time/Day.  |
| <b>XQ93</b>     | MenuMan: Date/Time for prohibited Time/Day (continued).  |
| <b>XQA366PO</b> | TBD  |
| <b>XQABELOG</b> | Alpha/Beta: Log alpha/beta errors received.  |
| <b>XQABERR</b>  | Alpha/Beta: Track errors in alpha/beta routines back to OIFO.                                      |
| <b>XQABLIST</b> | Alpha/Beta: List usage of options in alpha/beta test.  |
| <b>XQABLOAD</b> | Alpha/Beta: Set up if alpha/beta test site.  |
| <b>XQABTMP</b>  | TBD  |
| <b>XQAL173P</b> | TBD  |
| <b>XQAL285P</b> | TBD  |
| <b>XQALBUTL</b> | Alerts: Utilities for OE/RR notifications.   |
| <b>XQALDATA</b> | Alerts: Provide data on alerts.  |

| <b>Routine</b>  | <b>Description</b>                                |
|-----------------|---|
| <b>XQALDEL</b>  | Alerts: Delete.                                   |
| <b>XQALDOIT</b> | Alerts: Handler.                                  |
| <b>XQALERT</b>  | Alerts: Handler.                                  |
| <b>XQALERT1</b> | Alerts: Handler.                                  |
| <b>XQALFWD</b>  | Alerts: Forward.                                  |
| <b>XQALGUI</b>  | TBD   |
| <b>XQALMAKE</b> | Alerts: High level setup.                         |
| <b>XQALSET</b>  | Alerts: Setup.                                    |
| <b>XQALSET1</b> | Alerts: Setup.                                    |
| <b>XQALSUR1</b> | TBD   |
| <b>XQALSUR2</b> | TBD   |
| <b>XQALSURO</b> | TBD   |
| <b>XQARPRT1</b> | TBD   |
| <b>XQARPRT2</b> | TBD   |
| <b>XQCHK</b>    | MenuMan: Check security on option # <b>XQCY</b> . |
| <b>XQCHK1</b>   | TBD   |
| <b>XQCHK2</b>   | TBD   |
| <b>XQCHK3</b>   | TBD   |
| <b>XQCS</b>     | TBD   |
| <b>XQDATE</b>   | MenuMan: Return Human readable date.              |
| <b>XQH</b>      | MenuMan: Help Processor.                          |
| <b>XQH0</b>     | MenuMan: Help Processor (continued).              |
| <b>XQH1</b>     | MenuMan: Help Processor (continued).              |
| <b>XQH2</b>     | MenuMan: Help Processor (continued).              |
| <b>XQH3</b>     | MenuMan: Help frame cross-reference by parent.    |
| <b>XQH4</b>     | MenuMan: Help frame lister.                       |
| <b>XQH5</b>     | MenuMan: Help frame lister (continued).           |
| <b>XQHLP</b>    | MenuMan: Menu helper.                             |
| <b>XQKEY</b>    | MenuMan: Key and lock utilities.                  |
| <b>XQLOCK</b>   | MenuMan: Find all the keys in the tree.           |
| <b>XQLOCK1</b>  | MenuMan: Utilities for keys in the tree.          |

| <b>Routine</b>  | <b>Description</b>                                 |
|-----------------|--|
| <b>XQOO</b>     | MenuMan: Out-of-Order, man.                        |
| <b>XQOO1</b>    | MenuMan: Out-of-Order set calls.                   |
| <b>XQOO2</b>    | MenuMan: Out-of-Order manager utilities.           |
| <b>XQOO3</b>    | MenuMan: Out-of-Order utilities.                   |
| <b>XQOPED</b>   | TBD  |
| <b>XQOR</b>     | MenuMan: Prepare to unwind options.                |
| <b>XQOR1</b>    | MenuMan: Main unwinding loop.                      |
| <b>XQOR2</b>    | MenuMan: Process extended actions: Protocols.      |
| <b>XQOR3</b>    | MenuMan: Process Menus: Protocol menus.            |
| <b>XQOR4</b>    | MenuMan: Process ^^ jump.                          |
| <b>XQORD</b>    | MenuMan: Dialogue utility.                         |
| <b>XQORD1</b>   | MenuMan: Process Menus: WP during dialogue.        |
| <b>XQORD101</b> | TBD  |
| <b>XQORDD1</b>  | TBD  |
| <b>XQORM</b>    | MenuMan: Menu utility.                             |
| <b>XQORM1</b>   | MenuMan: Display selections and prompt.            |
| <b>XQORM2</b>   | MenuMan: Lookup for menu utility.                  |
| <b>XQORM3</b>   | MenuMan: Lookup for menu utility (continued).      |
| <b>XQORM4</b>   | MenuMan: Menu messages.                            |
| <b>XQORM5</b>   | MenuMan: Menu help.                                |
| <b>XQORMX</b>   | MenuMan: Compile formatted menus.                  |
| <b>XQORO</b>    | MenuMan: Order Entry calls.                        |
| <b>XQOROP</b>   | TBD  |
| <b>XQP46INI</b> | TBD  |
| <b>XQP50</b>    | TBD  |
| <b>XQSET</b>    | MenuMan: Rebuild display/user <b>XUTL("XQO")</b> . |
| <b>XQSMD</b>    | MenuMan: Secure Menu Delegation (SMD): Part 1.     |
| <b>XQSMD1</b>   | MenuMan: Secure Menu Delegation: Part 2.           |
| <b>XQSMD2</b>   | MenuMan: Secure Menu Delegation: Part 3.           |
| <b>XQSMD21</b>  | MenuMan: Secure Menu Delegation: Part 4.           |
| <b>XQSMD3</b>   | MenuMan: Secure Menu Delegation utilities.         |

| Routine  | Description  |
|----------|--|
| XQSMD31  | MenuMan: Secure Menu Delegation utilities (continued).                             |
| XQSMD4   | MenuMan: Edit a user's options.  |
| XQSMD5   | MenuMan: Secure menu delegate edit user options.                                   |
| XQSMD6   | TBD  |
| XQSMDCPY | MenuMan: Copy one user (primary and secondary menus, keys, files) to another user. |
| XQSMDFM  | MenuMan: Permit user to build limited VA FileMan options.                          |
| XQSMDFP  | MenuMan: Post Init for XQSMD Kernel 6.   |
| XQSRV    | MenuMan: Server message processor.   |
| XQSRV1   | MenuMan: Server option utilities.  |
| XQSRV2   | MenuMan: Server task handler.  |
| XQSRV3   | MenuMan: Server to MailMan utilities.  |
| XQSRV4   | MenuMan: Server utilities.   |
| XQSRV5   | MenuMan: Check out a server option server.   |
| XQSTCK   | MenuMan: Stack utilities.  |
| XQSUIE   | TBD  |
| XQSUIE1  | TBD  |
| XQT      | MenuMan: Menu template loader.   |
| XQT1     | MenuMan: Menu template processor.  |
| XQT2     | MenuMan: Define a path template.   |
| XQT3     | MenuMan: Create menu templates (continued).  |
| XQT4     | MenuMan: Menu template utilities.  |
| XQT5     | MenuMan: Menu template utilities (continued).                                      |
| XQTOC    | MenuMan: Time Out/Continue/Jump Start.   |
| XQUIT    | TBD  |
| XQUSR    | MenuMan: Option: <b>Display User Characteristics</b> [XUUSERDISP].                 |
| XQUTL    | TBD  |
| XT73P113 | TBD  |
| XT73P129 | TBD  |
| XT73P132 | TBD  |
| XT73P133 | TBD  |
| XT73P136 | TBD  |

| Routine  | Description  |
|----------|--|
| XT73P33  | TBD  |
| XT73P34  | TBD  |
| XT73P44  | TBD  |
| XT73P94  | TBD  |
| XT73P98  | TBD  |
| XT95POST | TBD  |
| XTDEBUG  | TBD  |
| XTDEBUG1 | TBD  |
| XTDEBUG2 | TBD  |
| XTDEBUG3 | TBD  |
| XTDEBUG4 | TBD  |
| XTDEBUG5 | TBD  |
| XTDEBUG6 | TBD  |
| XTDEBUG7 | TBD  |
| XTDEBUG8 | TBD  |
| XTECGLO  | TBD  |
| XTECLIPS | TBD  |
| XTECROU  | TBD  |
| XTEDTVXD | TBD  |
| XTER     | Error Processing: Option: <b>Error Trap Display</b> [XUERTRAP].      |
| XTER1    | Error Processing: Kernel Error Trap Display.                         |
| XTER1A   | Error Processing: VA error reporting.                                |
| XTER1A1  | Error Processing: VA error reporting (continued).                    |
| XTER1B   | Error Processing: Package-specific variable identification.          |
| XTER2    | Error Processing: Modification of <b>%XTER</b> for use with VAX DSM. |
| XTERPUR  | Error Processing: Delete entries from Error Trap.                    |
| XTERSUM  | TBD  |
| XTERSUM1 | TBD  |
| XTERSUM3 | TBD  |
| XTERSUM4 | TBD  |
| XTFC1    | TBD  |

| <b>Routine</b>  | <b>Description</b> |
|-----------------|--------------------|
| <b>XTFCE</b>    | TBD                |
| <b>XTFCE1</b>   | TBD                |
| <b>XTHC</b>     | TBD                |
| <b>XTHC10</b>   | TBD                |
| <b>XTHC10A</b>  | TBD                |
| <b>XTHCDEM</b>  | TBD                |
| <b>XTHCURL</b>  | TBD                |
| <b>XTHCUTL</b>  | TBD                |
| <b>XTID</b>     | TBD                |
| <b>XTID1</b>    | TBD                |
| <b>XTIDCTX</b>  | TBD                |
| <b>XTIDSET</b>  | TBD                |
| <b>XTIDTBL</b>  | TBD                |
| <b>XTIDTERM</b> | TBD                |
| <b>XTIDTRM</b>  | TBD                |
| <b>XTKERM1</b>  | TBD                |
| <b>XTKERM2</b>  | TBD                |
| <b>XTLATSET</b> | TBD                |
| <b>XTMLOG</b>   | TBD                |
| <b>XTMLOG1</b>  | TBD                |
| <b>XTMLOPAR</b> | TBD                |
| <b>XTMLOSKT</b> | TBD                |
| <b>XTMRPAR1</b> | TBD                |
| <b>XTMRPAR2</b> | TBD                |
| <b>XTMRPRNT</b> | TBD                |
| <b>XTMUNIT</b>  | TBD                |
| <b>XTPMKPCF</b> | TBD                |
| <b>XTPMKPP</b>  | TBD                |
| <b>XTPMKPTC</b> | TBD                |
| <b>XTPMNEX7</b> | TBD                |
| <b>XTPMSTA2</b> | TBD                |




| <b>Routine</b>  | <b>Description</b>                      |
|-----------------|---|
| <b>XTPMSTAT</b> | TBD                                     |
| <b>XTPOST</b>   | TBD                                     |
| <b>XTRCMP</b>   | TBD                                     |
| <b>XTRMON</b>   | Watch for changes in routine checksums. |
| <b>XTRUTL</b>   | TBD                                     |
| <b>XTRUTL1</b>  | TBD                                     |
| <b>XTRUTL2</b>  | TBD                                     |
| <b>XTSUMBLD</b> | TBD                                     |
| <b>XTSUMCK</b>  | TBD                                     |
| <b>XTSUMCK1</b> | TBD                                     |
| <b>XTVNUM</b>   | TBD                                     |
| <b>XTVRC1</b>   | TBD                                     |
| <b>XTVRC1A</b>  | TBD                                     |
| <b>XU8343P</b>  | TBD                                     |
| <b>XU8343Q</b>  | TBD                                     |
| <b>XU8343R</b>  | TBD                                     |
| <b>XU8343S</b>  | TBD                                     |
| <b>XU8375P</b>  | TBD                                     |
| <b>XU8P125</b>  | TBD                                     |
| <b>XU8P132</b>  | TBD                                     |
| <b>XU8P1321</b> | TBD                                     |
| <b>XU8P1322</b> | TBD                                     |
| <b>XU8P135</b>  | TBD                                     |
| <b>XU8P137</b>  | TBD                                     |
| <b>XU8P204</b>  | TBD                                     |
| <b>XU8P246</b>  | TBD                                     |
| <b>XU8P260</b>  | TBD                                     |
| <b>XU8P264</b>  | TBD                                     |
| <b>XU8P264A</b> | TBD                                     |
| <b>XU8P292</b>  | TBD                                     |
| <b>XU8P295</b>  | TBD                                     |

| Routine  | Description  |
|----------|--|
| XU8P297  | TBD  |
| XU8P307  | TBD  |
| XU8P314  | TBD  |
| XU8P317  | TBD  |
| XU8P324  | TBD  |
| XU8P327  | TBD  |
| XU8P328  | TBD  |
| XU8P328A | TBD  |
| XU8P328B | TBD  |
| XU8P328C | TBD  |
| XU8P328D | TBD  |
| XU8P330X | TBD  |
| XU8P332  | TBD  |
| XU8P334  | TBD  |
| XU8P344  | TBD  |
| XU8P352  | TBD  |
| XU8P354  | TBD  |
| XU8P356  | TBD  |
| XU8P360  | TBD  |
| XU8P365  | TBD  |
| XU8P369  | TBD  |
| XU8P370  | TBD  |
| XU8P373  | TBD  |
| XU8P377  | This routine was exported with Kernel Patch XU*8.0*377. This routine inactivates old Person Class entries.   |
| XU8P377D | <p>This routine was exported with Kernel Patch XU*8.0*377. This routine lists all users that will have their Person Class inactivated by Kernel Patch XU*8.0*377. In the report, the column <b>DISUSER</b> will indicate either of the following:</p> <ul style="list-style-type: none"> <li>• <b>NO</b>—An active user account.</li> <li>• <b>YES</b>—A <i>non</i>-active user account.</li> </ul> <p>Sites <i>must</i> manually update the new Person Class entries for these users.</p> |
| XU8P378  | TBD  |

| <b>Routine</b>  | <b>Description</b> |
|-----------------|--------------------|
| <b>XU8P378A</b> | TBD                |
| <b>XU8P378B</b> | TBD                |
| <b>XU8P378C</b> | TBD                |
| <b>XU8P378E</b> | TBD                |
| <b>XU8P381</b>  | TBD                |
| <b>XU8P386</b>  | TBD                |
| <b>XU8P387</b>  | TBD                |
| <b>XU8P387X</b> | TBD                |
| <b>XU8P410</b>  | TBD                |
| <b>XU8P413</b>  | TBD                |
| <b>XU8P420</b>  | TBD                |
| <b>XU8P426</b>  | TBD                |
| <b>XU8P428</b>  | TBD                |
| <b>XU8P432</b>  | TBD                |
| <b>XU8P436</b>  | TBD                |
| <b>XU8P43P</b>  | TBD                |
| <b>XU8P440</b>  | TBD                |
| <b>XU8P444</b>  | TBD                |
| <b>XU8P446</b>  | TBD                |
| <b>XU8P452</b>  | TBD                |
| <b>XU8P453</b>  | TBD                |
| <b>XU8P455</b>  | TBD                |
| <b>XU8P459</b>  | TBD                |
| <b>XU8P463</b>  | TBD                |
| <b>XU8P466</b>  | TBD                |
| <b>XU8P467</b>  | TBD                |
| <b>XU8P467A</b> | TBD                |
| <b>XU8P469</b>  | TBD                |
| <b>XU8P480</b>  | TBD                |
| <b>XU8P481</b>  | TBD                |
| <b>XU8P483</b>  | TBD                |

| <b>Routine</b> | <b>Description</b> |
|----------------|--------------------|
| XU8P487        | TBD                |
| XU8P497        | TBD                |
| XU8P497A       | TBD                |
| XU8P499        | TBD                |
| XU8P504        | TBD                |
| XU8P509        | TBD                |
| XU8P509A       | TBD                |
| XU8P509B       | TBD                |
| XU8P509C       | TBD                |
| XU8P509D       | TBD                |
| XU8P511        | TBD                |
| XU8P514        | TBD                |
| XU8P518        | TBD                |
| XU8P524        | TBD                |
| XU8P531        | TBD                |
| XU8P531A       | TBD                |
| XU8P531B       | TBD                |
| XU8P536        | TBD                |
| XU8P540        | TBD                |
| XU8P541        | TBD                |
| XU8P541A       | TBD                |
| XU8P543        | TBD                |
| XU8P545        | TBD                |
| XU8P545A       | TBD                |
| XU8P546        | TBD                |
| XU8P560        | TBD                |
| XU8P571        | TBD                |
| XU8P572        | TBD                |
| XU8P580        | TBD                |
| XU8P581        | TBD                |
| XU8P582        | TBD                |

| Routine         | Description  |
|-----------------|--|
| XU8P584         | TBD  |
| XU8P585         | TBD  |
| XU8P586         | TBD  |
| XU8P591         | TBD  |
| XU8P598         | TBD  |
| XU8P599         | TBD  |
| XU8P601         | TBD  |
| XU8P601A        | TBD  |
| XU8P601B        | TBD  |
| XU8P604         | TBD  |
| XU8P616         | TBD  |
| XU8P638         | TBD  |
| XU8P672E        | Environment check routine for Kernel Patch XU*8.0*672.   |
| XU8PATCH661POST | TBD  |
| XU8PS629        | TBD  |
| XUA4A7          | Give entries into <b>F6</b> a Provider key.  |
| XUA4A71         | Better Soundex. Extrinsic function call with string, returns converted string.   |
| XUA4A72         | <p>Better Soundex. Extrinsic function call with string, returns converted string.</p> <p>This routine was exported with Kernel Patch XU*8.0*27. This routine provides the Person Class APIs.</p> <p> <b>REF:</b> For more information on the Person Class APIs, see the <i>Kernel 8.0 &amp; Kernel Toolkit 7.3 Developer's Guide</i>.</p> |
| XUA4A73         | Better Soundex. Extrinsic function call with string, returns converted string.   |
| XUAF4           | TBD  |
| XUAPURGE        | Purge %ZUA global files.   |
| XUBA            | TBD  |
| XUCERT          | Kernel PKI Certificate Utilities.  |
| XUCERT1         | Kernel PKI Certificate Utilities (continued).  |
| XUCIDTM         | Swap UCIs: DSM-11.   |
| XUCIGTM         | TBD  |

| <b>Routine</b>  | <b>Description</b>   |
|-----------------|----------------------|
| <b>XUCIMSM</b>  | Swap UCIs: MSM-UNIX. |
| <b>XUCIMSQ</b>  | Swap UCIs: M/SQL.    |
| <b>XUCIONT</b>  | TBD                  |
| <b>XUCIVXD</b>  | Swap UCIs: VAX/DSM.  |
| <b>XUCMNIT</b>  | TBD                  |
| <b>XUCMNIT1</b> | TBD                  |
| <b>XUCMNIT2</b> | TBD                  |
| <b>XUCMNIT4</b> | TBD                  |
| <b>XUCMNT3A</b> | TBD                  |
| <b>XUCMPA</b>   | TBD                  |
| <b>XUCMPR17</b> | TBD                  |
| <b>XUCMVPI</b>  | TBD                  |
| <b>XUCMVPM</b>  | TBD                  |
| <b>XUCMVPM1</b> | TBD                  |
| <b>XUCMXDR</b>  | TBD                  |
| <b>XUCMXUTL</b> | TBD                  |
| <b>XUCS1E</b>   | TBD                  |
| <b>XUCS1R</b>   | TBD                  |
| <b>XUCS1RB</b>  | TBD                  |
| <b>XUCS2E</b>   | TBD                  |
| <b>XUCS2R</b>   | TBD                  |
| <b>XUCS2RB</b>  | TBD                  |
| <b>XUCS4E</b>   | TBD                  |
| <b>XUCS4R</b>   | TBD                  |
| <b>XUCS4RB</b>  | TBD                  |
| <b>XUCS6R</b>   | TBD                  |
| <b>XUCS8E</b>   | TBD                  |
| <b>XUCS8R</b>   | TBD                  |
| <b>XUCS8RB</b>  | TBD                  |
| <b>XUCS8RG</b>  | TBD                  |
| <b>XUCSCDE</b>  | TBD                  |

| <b>Routine</b>  | <b>Description</b>  |
|-----------------|---|
| <b>XUCSCDG</b>  | TBD   |
| <b>XUCSCDR</b>  | TBD   |
| <b>XUCSCDRB</b> | TBD   |
| <b>XUCSPRG</b>  | TBD   |
| <b>XUCSRV</b>   | TBD   |
| <b>XUCSTM</b>   | TBD   |
| <b>XUCSTME</b>  | TBD   |
| <b>XUCSUTL3</b> | TBD   |
| <b>XUCSXCD</b>  | TBD   |
| <b>XUCSXDR</b>  | TBD   |
| <b>XUCSXGR</b>  | TBD   |
| <b>XUCSXRT</b>  | TBD   |
| <b>XUCSXST</b>  | TBD   |
| <b>XUDHGUI</b>  | TBD   |
| <b>XUDHRES</b>  | TBD   |
| <b>XUDHSET</b>  | TBD   |
| <b>XUDHUTL</b>  | TBD   |
| <b>XUEPCSED</b> | EPCS Utilities and Reports. RPC to handle ePCS data changes (Released with XU*8.0*580). |
| <b>XUEPCSRT</b> | EPCS Utilities and Reports (Released with XU*8.0*580).                                  |
| <b>XUESSO1</b>  | Single Sign-On Utilities.   |
| <b>XUESSO2</b>  | Enhanced Single Sign-On Utilities.  |
| <b>XUESSO3</b>  | Enhanced Single Sign-On Utilities.  |
| <b>XUESSO4</b>  | Enhanced Single Sign-On Utilities.  |
| <b>XUFILE</b>   | Assign and delete file access.  |
| <b>XUFILE0</b>  | Assign and delete file access (continued).  |
| <b>XUFILE1</b>  | Assign and delete file access (continued).  |
| <b>XUFILE3</b>  | File access control for Kernel 8.   |
| <b>XUGET</b>    | Package integrity checker.  |
| <b>XUGOT</b>    | TBD   |
| <b>XUGOT1</b>   | TBD   |

| Routine  | Description  |
|----------|--|
| XUHUI    | TBD  |
| XUHUI236 | TBD  |
| XUHUIHL7 | TBD  |
| XUHUIMSG | TBD  |
| XUINCON  | Builds accessible file multiple.                                 |
| XUINEACH | Code that needs to be run on each CPU.                           |
| XUINEND  | Post Install for Kernel 8.0.                                     |
| XUINENV  | TBD  |
| XUINOK   | Check to see if OK to load.                                      |
| XUINP275 | TBD  |
| XUINP313 | TBD  |
| XUINP337 | TBD  |
| XUINP348 | TBD  |
| XUINPCH  | TBD  |
| XUINPCH2 | TBD  |
| XUINPCH3 | TBD  |
| XUINPCH4 | TBD  |
| XUINPRE  | Kernel 8 pre-initialization.                                     |
| XUINPRE1 | Kernel 8 pre-initialization.                                     |
| XUINTSK  | TaskMan: Version 7.1 post-Init.                                  |
| XUINTSK1 | TaskMan: Version 7.1 post-Init.                                  |
| XUINTSK2 | Reschedule tasks in <b>IO</b> , <b>JOB</b> , <b>LINK</b> queues. |
| XUMF     | TBD  |
| XUMF0    | TBD  |
| XUMF04   | TBD  |
| XUMF04H  | TBD  |
| XUMF04P  | TBD  |
| XUMF04Q  | TBD  |
| XUMF1H   | TBD  |
| XUMF218  | TBD  |
| XUMF218A | TBD  |



| <b>Routine</b>  | <b>Description</b> |
|-----------------|--------------------|
| <b>XUMF218Z</b> | TBD                |
| <b>XUMF261P</b> | TBD                |
| <b>XUMF299</b>  | TBD                |
| <b>XUMF333</b>  | TBD                |
| <b>XUMF382</b>  | TBD                |
| <b>XUMF390</b>  | TBD                |
| <b>XUMF397</b>  | TBD                |
| <b>XUMF4</b>    | TBD                |
| <b>XUMF416</b>  | TBD                |
| <b>XUMF479P</b> | TBD                |
| <b>XUMF4A</b>   | TBD                |
| <b>XUMF4H</b>   | TBD                |
| <b>XUMF4L0</b>  | TBD                |
| <b>XUMF4L1</b>  | TBD                |
| <b>XUMF4L2</b>  | TBD                |
| <b>XUMF502</b>  | TBD                |
| <b>XUMF502P</b> | TBD                |
| <b>XUMF512F</b> | TBD                |
| <b>XUMF555P</b> | TBD                |
| <b>XUMF5AT</b>  | TBD                |
| <b>XUMF5AU</b>  | TBD                |
| <b>XUMF5BYT</b> | TBD                |
| <b>XUMF5I</b>   | TBD                |
| <b>XUMF5II</b>  | TBD                |
| <b>XUMF654</b>  | TBD                |
| <b>XUMF654P</b> | TBD                |
| <b>XUMFEIMF</b> | TBD                |
| <b>XUMFENV</b>  | TBD                |
| <b>XUMFH</b>    | TBD                |
| <b>XUMFH4</b>   | TBD                |
| <b>XUMFHM</b>   | TBD                |

| <b>Routine</b>  | <b>Description</b> |
|-----------------|--------------------|
| <b>XUMFHPQ</b>  | TBD                |
| <b>XUMFHPR</b>  | TBD                |
| <b>XUMFI</b>    | TBD                |
| <b>XUMFI0</b>   | TBD                |
| <b>XUMFMD5</b>  | TBD                |
| <b>XUMFMFE</b>  | TBD                |
| <b>XUMFMFI</b>  | TBD                |
| <b>XUMFP</b>    | TBD                |
| <b>XUMFP4</b>   | TBD                |
| <b>XUMFP4C</b>  | TBD                |
| <b>XUMFP4Z</b>  | TBD                |
| <b>XUMFP512</b> | TBD                |
| <b>XUMFP513</b> | TBD                |
| <b>XUMFPFT</b>  | TBD                |
| <b>XUMFPMFS</b> | TBD                |
| <b>XUMFPOST</b> | TBD                |
| <b>XUMFPZL7</b> | TBD                |
| <b>XUMFQR</b>   | TBD                |
| <b>XUMFR</b>    | TBD                |
| <b>XUMFX</b>    | TBD                |
| <b>XUMFXACK</b> | TBD                |
| <b>XUMFXH</b>   | TBD                |
| <b>XUMFXHL7</b> | TBD                |
| <b>XUMFXI</b>   | TBD                |
| <b>XUMFXP</b>   | TBD                |
| <b>XUMFXP1</b>  | TBD                |
| <b>XUMFXP2</b>  | TBD                |
| <b>XUMFXR</b>   | TBD                |
| <b>XUMPI</b>    | TBD                |
| <b>XUOAAHL7</b> | TBD                |
| <b>XUOAAUTL</b> | TBD                |

| <b>Routine</b>  | <b>Description</b>                        |
|-----------------|---|
| <b>XUP</b>      | Set up environment for developers.        |
| <b>XUP468</b>   | TBD                                       |
| <b>XUP522</b>   | TBD                                       |
| <b>XUP569</b>   | TBD                                       |
| <b>XUPARAM</b>  | Look up parameter substitute, KSP values. |
| <b>XUPCF</b>    | TBD                                       |
| <b>XUPCH117</b> | TBD                                       |
| <b>XUPCSRVR</b> | TBD                                       |
| <b>XUPOS259</b> | TBD                                       |
| <b>XUPRE247</b> | TBD                                       |
| <b>XUPROD</b>   | TBD                                       |
| <b>XUPS</b>     | TBD                                       |
| <b>XUPS309P</b> | TBD                                       |
| <b>XUPSB01</b>  | TBD                                       |
| <b>XUPSCLR</b>  | TBD                                       |
| <b>XUPSGS</b>   | TBD                                       |
| <b>XUPSHL7B</b> | TBD                                       |
| <b>XUPSNAME</b> | TBD                                       |
| <b>XUPSNM1</b>  | TBD                                       |
| <b>XUPSORG</b>  | TBD                                       |
| <b>XUPSPAID</b> | TBD                                       |
| <b>XUPSPD1</b>  | TBD                                       |
| <b>XUPSPRA</b>  | TBD                                       |
| <b>XUPSQRY</b>  | TBD                                       |
| <b>XUPSSTF</b>  | TBD                                       |
| <b>XUPSUTL1</b> | TBD                                       |
| <b>XUPSUTQ</b>  | TBD                                       |
| <b>XURTL</b>    | TBD                                       |
| <b>XURTL1</b>   | TBD                                       |
| <b>XURTL2</b>   | TBD                                       |
| <b>XURTL3</b>   | TBD                                       |

| Routine  | Description                              |
|----------|--|
| XURTLC   | TBD                                      |
| XURTLK   | TBD                                      |
| XUS      | Signon.                                  |
| XUS1     | Signon.                                  |
| XUS11    | Read and store <b>DA</b> from terminals. |
| XUS1A    | Signon: Overflow from <b>XUS1</b> .      |
| XUS1B    | TBD                                      |
| XUS2     | Check or return user attributes.         |
| XUS3     | Signon.                                  |
| XUS3A    | Change UCIs.                             |
| XUS4     | Access code generator.                   |
| XUS5     | Resume logic for continue.               |
| XUS6     | Clear users at startup.                  |
| XUS9     | Find a user.                             |
| XUS91    | Report of users signed on.               |
| XUSAML   | Kernel SAML Token Implementation.        |
| XUSAP    | TBD                                      |
| XUSAP1   | TBD                                      |
| XUSBSE1  | TBD                                      |
| XUSBSE2  | TBD                                      |
| XUSC1    | TBD                                      |
| XUSC1C   | TBD                                      |
| XUSC1S   | TBD                                      |
| XUSC1S1  | TBD                                      |
| XUSCLEAN | Cleanup before exit.                     |
| XUSCNT   | TBD                                      |
| XUSECAD  | TBD                                      |
| XUSECBUL | TBD                                      |
| XUSER    | A common set of user functions.          |
| XUSER1   | TBD                                      |
| XUSER2   | TBD                                      |

| Routine  | Description   |
|----------|---|
| XUSERBLK | Bulk user (NEW PERSON) computer access.   |
| XUSERNEW | Add a new user.   |
| XUSERP   | TBD   |
| XUSESIG  | Enter or change electronic signature code.  |
| XUSESIG1 | TBD   |
| XUSESIG2 | Determines whether the XU SIG BLOCK DISABLE parameter is set to a value of <b>ON (1)</b> , and whether the user is assigned the XUSIG security key. If the parameter is set to <b>ON</b> , users without the security key <i>cannot</i> edit the following Electronic Signature fields in the NEW PERSON (#200) file: <ul style="list-style-type: none"> <li>• DEGREE (#10.6)</li> <li>• SIGNATURE BLOCK PRINTED NAME (#20.2)</li> <li>• SIGNATURE BLOCK TITLE (#20.3)</li> </ul> |
| XUSESIG3 | Edits entries for the DEGREE (#10.6) field in the NEW PERSON (#200) file.   |
| XUSFACHK | TBD   |
| XUSG     | Signon from GUI screen.   |
| XUSG1    | Signon from GUI screen (continued).   |
| XUSHSH   | Password encryption.  |
| XUSHSHP  | Hashing routine for sig block in NEW PERSON (#200) file.  |
| XUSKAAJ  | TBD   |
| XUSKAAJ1 | TBD   |
| XUSMGR   | Security utilities.   |
| XUSNPI   | TBD   |
| XUSNPI1  | TBD   |
| XUSNPIDA | TBD   |
| XUSNPIE1 | TBD   |
| XUSNPIE2 | TBD   |
| XUSNPIE3 | TBD   |
| XUSNPIED | TBD   |
| XUSNPIUT | TBD   |
| XUSNPIX1 | TBD   |
| XUSNPIX2 | TBD   |
| XUSNPIX3 | TBD   |

| <b>Routine</b>  | <b>Description</b>       |
|-----------------|--------------------------|
| <b>XUSNPIX4</b> | TBD                      |
| <b>XUSNPIX5</b> | TBD                      |
| <b>XUSNPIXI</b> | TBD                      |
| <b>XUSNPIXU</b> | TBD                      |
| <b>XUSP557</b>  | TBD                      |
| <b>XUSPURGE</b> | Purge routine for XUSEC. |
| <b>XUSRA</b>    | Remote access control.   |
| <b>XUSRB</b>    | TBD                      |
| <b>XUSRB1</b>   | TBD                      |
| <b>XUSRB2</b>   | TBD                      |
| <b>XUSRB4</b>   | TBD                      |
| <b>XUSRB5</b>   | TBD                      |
| <b>XUSSPKI</b>  | TBD                      |
| <b>XUST</b>     | TBD                      |
| <b>XUST01</b>   | TBD                      |
| <b>XUST02</b>   | TBD                      |
| <b>XUST04</b>   | TBD                      |
| <b>XUST05</b>   | TBD                      |
| <b>XUST06</b>   | TBD                      |
| <b>XUST08</b>   | TBD                      |
| <b>XUST09</b>   | TBD                      |
| <b>XUST12</b>   | TBD                      |
| <b>XUST13</b>   | TBD                      |
| <b>XUST15</b>   | TBD                      |
| <b>XUST17</b>   | TBD                      |
| <b>XUST18</b>   | TBD                      |
| <b>XUST19</b>   | TBD                      |
| <b>XUST20</b>   | TBD                      |
| <b>XUST21</b>   | TBD                      |
| <b>XUST22</b>   | TBD                      |
| <b>XUST24</b>   | TBD                      |

| <b>Routine</b>  | <b>Description</b>  |
|-----------------|---|
| <b>XUST25</b>   | TBD   |
| <b>XUST26</b>   | TBD   |
| <b>XUST27</b>   | TBD   |
| <b>XUST28</b>   | TBD   |
| <b>XUST29</b>   | TBD   |
| <b>XUST35</b>   | TBD   |
| <b>XUSTAT</b>   | User/CPU stats from signon log: Part 1.   |
| <b>XUSTAT1</b>  | User/CPU stats from signon log: Part 2.   |
| <b>XUSTAT2</b>  | User/CPU stats from signon log: Part 3.   |
| <b>XUSTAX</b>   | TBD   |
| <b>XUSTERM</b>  | Deactivate user.  |
| <b>XUSTERM1</b> | Deactivate user (continued).  |
| <b>XUSTERM2</b> | User terminate, package file run  |
| <b>XUSTZ</b>    | Security Twilight Zone.   |
| <b>XUSTZIP</b>  | TBD   |
| <b>XUTMD</b>    | TaskMan: Option: XUTMDEL: Part 1: Single.   |
| <b>XUTMD1</b>   | TaskMan: Option: XUTMDEL: Part 2: Bulk Delete.  |
| <b>XUTMDEVQ</b> | Device call and queue in one place.   |
| <b>XUTMDQ</b>   | TaskMan: Option: XUTMDQ: Part 1: Single.  |
| <b>XUTMDQ1</b>  | TaskMan: Option: XUTMDQ: Part 2: Bulk DQ.   |
| <b>XUTMG145</b> | TaskMan: Globals: Code for VOLUME SET (#14.5) file.   |
| <b>XUTMG146</b> | TaskMan: Globals: Cross-references for UCI ASSOCIATION (#14.6) file.                              |
| <b>XUTMG14P</b> | TaskMan: Globals: Cross-references for VOLUME SET (#14.5) and MUMPS OPERATING SYSTEM (#.7) files. |
| <b>XUTMG19</b>  | TaskMan: Code for OPTION SCHEDULING (#19.2) file.   |
| <b>XUTMG43</b>  | TaskMan: Globals: Cross-references for KERNEL SYSTEM PARAMETERS (#8989.3) file.                   |
| <b>XUTMHR</b>   | TBD   |
| <b>XUTMK</b>    | TaskMan: Option: ZTMCLEAN/ZTMQCLEAN.  |
| <b>XUTMKA</b>   | TBD   |
| <b>XUTMKE</b>   | TaskMan: Option: XUTME LOG*.  |

| <b>Routine</b>  | <b>Description</b>                             |
|-----------------|--|
| <b>XUTMKE1</b>  | TaskMan: Option: XUTME SCREEN*: Part 1.        |
| <b>XUTMKE2</b>  | TaskMan: Option: ZTME SCREEN*: Part 2.         |
| <b>XUTMONH</b>  | TaskMan: Option: XUTMON: Part 3: Help Driver.  |
| <b>XUTMONH1</b> | TaskMan: Option: XUTMON: Part 4: Help Modules. |
| <b>XUTMONH2</b> | TaskMan: Option: XUTMON: Part 5: Help Modules. |
| <b>XUTMOPT</b>  | One-time queue and Schedule option code.       |
| <b>XUTMPCH</b>  | TBD  |
| <b>XUTMQ</b>    | TaskMan: Option: XUTMINQ: Show task lists.     |
| <b>XUTMQ0</b>   | TaskMan: Option: ZTMINQ: Part 2: Modules.      |
| <b>XUTMQ1</b>   | TaskMan: Option: ZTMINQ: Part 3: Modules.      |
| <b>XUTMQ2</b>   | TaskMan: Option: XUTMINQ: Part 4: Modules.     |
| <b>XUTMQ3</b>   | TaskMan: Option: ZTMINQ: Part 5: Modules.      |
| <b>XUTMQH</b>   | TBD  |
| <b>XUTMR</b>    | TBD  |
| <b>XUTMR1</b>   | TBD  |
| <b>XUTMRJD</b>  | TBD  |
| <b>XUTMRJD1</b> | TBD  |
| <b>XUTMRP</b>   | TBD  |
| <b>XUTMRP1</b>  | TBD  |
| <b>XUTMSYNC</b> | TBD  |
| <b>XUTMT</b>    | TBD  |
| <b>XUTMTA</b>   | TBD  |
| <b>XUTMTAL</b>  | TBD  |
| <b>XUTMTD</b>   | TBD  |
| <b>XUTMTDL</b>  | TBD  |
| <b>XUTMTED</b>  | TBD  |
| <b>XUTMTEIO</b> | TBD  |
| <b>XUTMTEP</b>  | TBD  |
| <b>XUTMTES</b>  | TBD  |
| <b>XUTMTL</b>   | TBD  |
| <b>XUTMTLD</b>  | TBD  |



| <b>Routine</b> | <b>Description</b>                         |
|----------------|--|
| XUTMTLU        | TBD  |
| XUTMTP         | TBD  |
| XUTMTP0        | TBD  |
| XUTMTP1        | TBD  |
| XUTMTPD        | TBD  |
| XUTMTPU        | TBD  |
| XUTMTR1        | TBD  |
| XUTMTR2        | TBD  |
| XUTMTR3        | TBD  |
| XUTMTR4        | TBD  |
| XUTMTS         | TBD  |
| XUTMTU         | TBD  |
| XUTMTUL        | TBD  |
| XUTMTZ         | TBD  |
| XUTMTZ1        | TBD  |
| XUTMTZ2        | TBD  |
| XUTMTZ3        | TBD  |
| XUTMUSE        | TaskMan: Option: XUTMUSER: Part 1: Driver. |
| XUTMUSE1       | TaskMan: Option: XUTMUSER: Part 2: Print.  |
| XUTMUSE2       | TaskMan: Option: XUTMUSER: Part 3: Edit.   |
| XUTMUSE3       | TaskMan: Option: XUTMUSER: Part 3: Help.   |
| XUTMUTL        | TaskMan: Utility.                          |
| XUVERIFY       | Checks a user's Access and Verify codes.   |
| XUWORKDY       | Workdays: Monday – Friday.                 |
| XUXCTY         | TBD  |
| XUXPRT         | TBD  |
| XUYDEV         | TBD  |
| ZISEDIT        | Device edit.                               |
| ZISPL          | Utilities for spooling.                    |
| ZISPL1         | Utilities for spooling (continued).        |
| ZISPL2         | Spooler cleanup.                           |

| Routine | Description  |
|---------|--|
| ZISX    | Executes nodes in ^%ZIS global.                              |
| ZTMB    | TaskMan: Manager: Boot/ Option: ZTMRESTART.                  |
| ZTMCHK  | TaskMan: Option: ZTMCHECK: Part 1.                           |
| ZTMCHK1 | TaskMan: Option: ZTMCHECK: Part 2.                           |
| ZTMKU   | TaskMan: Option: ZTMWAIT/RUN/STOP.                           |
| ZTMON   | TaskMan: Option: ZTMON: Part 1 (Main Loop).                  |
| ZTMON1  | TaskMan: Option: ZTMON: Part 2 (Main Loop).                  |
| ZUA     | Audit access.  |
| ZUMSM   | MSM-NT and MSM-UNIX: Tie all user terminals to this routine. |
| ZUVXD   | DSM: Tie all terminals to this routine.                      |

**Table 10: Routines—Kernel and Toolkit Production Account Routines Released with Broker Security Enhancement (BSE)**

| Routine  | Description  |
|----------|--|
| XUSBSE1  | This Kernel routine was released with the Broker Security Enhancement (BSE) (i.e., Kernel Patch XU*1.1*404). It contains various functions and procedures used by BSE. |
| XUSBSE2  | This Kernel routine was released with BSE (i.e., Kernel Patch XU*1.1*404). It contains various functions and procedures used by BSE.                                   |
| XUSBSEUT | This Kernel routine was released with BSE (i.e., Kernel Patch XU*1.1*404). It is the BSE unit test routine.  |
| XUSRB    | This Kernel routine was modified and released with BSE (i.e., Kernel Patch XU*1.1*404). It contains various functions and procedures used by BSE.                      |

### 3.3 Additional Routines Installed by Virgin Install

[Table 11](#) lists the additional **XV** routines that are brought in by a virgin installation for the production account:

**Table 11: Routines—Virgin Installs**

| Routine  | Description                                 |
|----------|---|
| XVIRENV  | Environment check for virgin Installations. |
| XVIRPOST | Post Init for virgin installations.         |

## 3.4 Mapping Routines

Routine mapping is at the discretion of the systems manager. The **RTHIST** routines provide a method for each site to determine the extent to which certain routines are used.



**REF:** For a list of recommended routine mapping, see the “Installing Kernel 8.0 in a 7.1 Environment” section in the *Kernel Installation Guide*. Under the “Installation Instructions” section, see the “Implement Routine Mapping (DSM for OpenVMS only)” section. Recommended routines to map are listed there.

## 4 Files

This chapter contains information on all files and globals distributed with Kernel and Kernel Toolkit. The file information includes: file numbers, file names, global location, and brief file descriptions.



**REF:** [Table 14](#) lists other files that are brought in during a virgin installation.

File number ranges for Kernel and Kernel Toolkit are as follows:

- 3.05 – 3.084
- 3.1 - 3.54
- 4.00 - 4.11
- 5.00 - 5.00
- 7 - 7.1
- 9.2 - 9.8
- 10
- 11
- 13
- 14.4 - 14.8
- 15 – 15.4
- 19.00 – 19.2
- 40.5
- 49
- 101.00
- 200 – 201
- 8932.10 - 8935.91
- 8980 - 8980.22
- 8984.1 – 8984.4
- 8989.2 – 8989.3
- 8991 – 8992.1



**REF:** For a detailed list of the files exported with Kernel and Kernel Toolkit, see [Table 15](#).

## 4.1 Globals

### 4.1.1 Globals—VA-FileMan-compatible Storage

These Kernel/Kernel Toolkit globals are compatible with VA FileMan files. The Kernel/Kernel Toolkit files are listed in order of the global in which they are stored:



**NOTE:** In [Table 12](#), those globals specific to Kernel Toolkit are notated under the “Global Name” column and those files specific to Kernel Toolkit within other globals are noted under the “File Number” column.

**Table 12: Globals—VA FileMan-Compatible Storage**

| Global Name       | File Number       | File Name                |
|-------------------|-------------------|--------------------------|
| ^DIC              | 3.1               | TITLE                    |
|                   | 4                 | INSTITUTION              |
|                   | 4.1               | FACILITY TYPE            |
|                   | 4.11              | AGENCY                   |
|                   | 9.2               | HELP FRAME               |
|                   | 9.4               | PACKAGE                  |
|                   | 9.8               | ROUTINE                  |
|                   | 19                | OPTION                   |
|                   | 19.1              | SECURITY KEY             |
|                   | 19.2              | OPTION SCHEDULING        |
|                   | 49                | SERVICE/SECTION          |
| ^DIZ<br>(Toolkit) | 8980              | KERMIT HOLDING           |
| ^HOLIDAY          | 40.5              | HOLIDAY                  |
| ^XPD              | 9.6               | BUILD                    |
|                   | 9.7               | INSTALL                  |
| ^XT<br>(Toolkit)  | 8984.1            | LOCAL KEYWORD            |
|                   | 8984.2            | LOCAL SHORTCUT           |
|                   | 8984.3            | LOCAL SYNONYM            |
|                   | 8984.4            | LOCAL LOOKUP             |
| ^XTV              | 8989.2            | KERNEL PARAMETERS        |
|                   | 8989.3            | KERNEL SYSTEM PARAMETERS |
|                   | 8991<br>(Toolkit) | XTV ROUTINE CHANGES      |

| Global Name   | File Number          | File Name                  |
|---------------|----------------------|----------------------------|
|               | 8991.19<br>(Toolkit) | XTV VERIFICATION PACKAGE   |
|               | 8991.2<br>(Toolkit)  | XTV GLOBAL CHANGES         |
|               | 8991.5               | XQAB ERRORS LOGGED         |
|               | 8992                 | ALERT                      |
|               | 8992.1               | ALERT TRACKING             |
|               | 8992.2               | ALERT RECIPIENT TYPE       |
|               | 8992.3               | ALERT CRITICAL TEXT        |
|               | 8995.9               | BINARY OBJECT              |
| <b>^XUSEC</b> | 3.081                | SIGN-ON LOG                |
|               | 19.081               | AUDIT LOG FOR OPTIONS      |
| <b>^VA</b>    | 15<br>(Toolkit)      | DUPLICATE RECORD           |
|               | 15.1<br>(Toolkit)    | DUPLICATE RESOLUTION       |
|               | 200                  | NEW PERSON                 |
| <b>^%ZIS</b>  | 3.2                  | TERMINAL TYPE              |
|               | 3.22                 | DA RETURN CODES            |
|               | 3.23                 | LINE/PORT ADDRESS          |
|               | 3.5                  | DEVICE                     |
|               | 14.5                 | VOLUME SET                 |
|               | 14.6                 | UCI ASSOCIATION            |
|               | 14.7                 | TASKMAN SITE PARAMETERS    |
|               | 14.71                | TASKMAN MONITOR            |
|               | 14.72                | TASKMAN SNAPSHOT           |
| <b>^%ZISL</b> | 3.54                 | RESOURCE                   |
|               | 14.8                 | TASK SYNC FLAG             |
| <b>^%ZTER</b> | 3.075                | ERROR LOG                  |
|               | 3.076                | ERROR MESSAGES             |
| <b>^%ZTSK</b> | 14.4                 | TASKS                      |
| <b>^%ZUA</b>  | 3.05                 | FAILED ACCESS ATTEMPTS LOG |

| Global Name | File Number | File Name           |
|-------------|-------------|---------------------|
|             | 3.07        | PROGRAMMER MODE LOG |



**REF:** There are other VA FileMan files stored in the ^DIC global. You should review the *VA FileMan Technical Manual* for information on those files.

### 4.1.2 Globals—Non-VA-FileMan-Compatible Storage

There are several additional Kernel/Kernel Toolkit globals that are *not* compatible with VA FileMan files. These include the following:

**Table 13: Globals—Not VA FileMan-Compatible Storage**

| Global         | Description                                       |
|----------------|---|
| <b>^XTMP</b>   | Storage location for inter-process temporary data |
| <b>^XUTL</b>   | Compiled menu system                              |
| <b>^%ZOSF</b>  | Operating system-specific information             |
| <b>^%ZTSCH</b> | TaskMan schedule of tasks                         |

In addition, many Kernel and Kernel Toolkit routines make use of the **^TMP** global for temporary storage space.

### 4.1.3 Globals—Storage Used for Additional Files during Virgin Install

The following additional global storage is used by files brought in by Kernel 8.0 Virgin Install:

**Table 14: Globals—Storage Used for Additional Files during Virgin Installation**

| Global Name | File Number | File Name                          |
|-------------|-------------|------------------------------------|
| <b>^DIC</b> | 4.2         | (Exported with MailMan) DOMAIN     |
|             | 5           | STATE                              |
|             | 7           | PROVIDER CLASS                     |
|             | 7.1         | SPECIALITY                         |
|             | 10          | RACE                               |
|             | 11          | MARITAL STATUS                     |
|             | 13          | RELIGION                           |
| <b>^XMB</b> | 3.8         | (Exported with MailMan) MAIL GROUP |



## 4.2 Files

### 4.2.1 Kernel and Kernel Toolkit Export Files

[Table 15](#) lists the files exported with Kernel and Kernel Toolkit:



**NOTE:** In [Table 15](#), those files exported with Kernel Toolkit are noted under the “File #” column. Those files that are *not* notated are exported with Kernel.

**Table 15: Files—Distributed with Kernel and Kernel Toolkit**

| File # | File Name                  | Global Location | Description   | Data w/ File | Data Setting |
|--------|----------------------------|-----------------|---|--------------|--------------|
| 3.05   | FAILED ACCESS ATTEMPTS LOG | ^%ZUA(3.05,     | Once the maximum signon attempts limit has been exceeded, an entry is made in this file to record all available information about the failed signon attempt. Information includes the date/time, CPU, UCI, device, and, if known, user. The text entered for each attempt is recorded when it does <i>not</i> match existing codes. This file is <i>not</i> cross-referenced. | NO           | N/A          |
| 3.07   | PROGRAMMER MODE LOG        | ^%ZUA(3.07,     | Entrance into programmer mode via the menu system is automatically logged in this file. It points to the NEW PERSON (#200) file to identify the user. It is <i>not</i> cross-referenced.  | NO           | N/A          |
| 3.075  | ERROR LOG                  | ^%ZTER(1,       | This file is used to maintain a log of the errors occurring during use of the system. Errors are entered into this log by the Error Trap established for the user by ZU or application programs calling %ZTER when an error occurs. The entries are all entered by the routine %ZTER. There is no need for a user to make a manual entry into this file.                      | NO           | N/A          |
| 3.076  | ERROR                      | ^%ZTER(2,       | This file contains a number   | YES          | Merge        |




| File # | File Name              | Global Location | Description   | Data w/ File | Data Setting |
|--------|------------------------|-----------------|---|--------------|--------------|
|        | MESSAGES               |                 | of the abbreviations used to indicate the type of error encountered. The most important ones are those which are indicated as fatal errors warranting termination of the job after logging of the error.  |              |              |
| 3.077  | ERROR TRAP SUMMARY     | ^%ZTER(3.077,   | This file captures the Vista errors at each site. These findings can be used locally and pushed to a central repository to help prioritize the efforts to seal up the hot spots in the applications.  | NO           | N/A          |
| 3.081  | SIGN-ON LOG            | ^XUSEC(0,       | This file records signon/signoff times by user, device, job, UCI, and CPU. It is cross-referenced by user, device, and signoff time.  | NO           | N/A          |
| 3.083  | LOCKED IP or DEVICE    | ^XUSEC(3,       | This file holds the IP address or domain name of a system that has failed to successfully signon within the limits imposed. Once the lock out time has passed, the record is removed, so it would be normal for this file to have no records most of the time.              | NO           | N/A          |
| 3.084  | FAILED SIGNON ATTEMPTS | ^XUSEC(4,       | This file holds the count of signon attempts from an IP address or domain. This is to prevent a user from disconnecting after each try.<br><br>Once a signon is successful, the record is removed, so it would be normal for this file to have no records most of the time. | NO           | N/A          |


| File # | File Name     | Global Location | Description  | Data w/ File | Data Setting |
|--------|---------------|-----------------|--|--------------|--------------|
| 3.1    | TITLE         | ^DIC(3.1,       | This file can be used to indicate a user's title. It is pointed to by the NEW PERSON (#200) file. It is only cross-referenced by name.   | NO           | N/A          |
| 3.2    | TERMINAL TYPE | ^%ZIS(2,        | This file is pointed to by the Subtype field of the DEVICE (#3.5) file. This file can hold vendor-specific code to characterize a terminal type. For example, escape sequences can be entered in the Open and Close Execute fields to set pitch or font. This file is also pointed to by the NEW PERSON (#200) file to record signon subtype characteristics by user. Data is distributed with this file to support screen-handling capabilities. This data overwrites existing data for those terminal types of the same name. However, terminal types for printers are <i>not</i> affected, since the data that is distributed is for a subset of known CRTs. The Kernel Virgin Install distribution will seed a more complete set of terminal types including those for printers as well as CRTs. However, the Kernel Virgin Install should only be performed once and only on a system where there is no pre-existing Kernel. The data in this file is cross-referenced by name and synonym. | YES          | Overwrite    |

| File # | File Name         | Global Location | Description  | Data w/ File | Data Setting |
|--------|-------------------|-----------------|--|--------------|--------------|
| 3.22   | DA RETURN CODES   | ^%ZIS(22,       | This file holds the translation between the ANSI DA return code and the name in the TERMINAL TYPE (#3.2) file that should be associated with the return code.  | YES          | Merge        |
| 3.23   | LINE/PORT ADDRESS | ^%ZIS(3.23,     | This file is used to associate device(s)/subtype(s) with line/port addresses. The line/port address should be entered when editing the name field of this file. This address can be obtained by using the OS-specific function <b>\$ZIO</b> on VAX DSM. To establish an association with a Device and Terminal Type, the DEVICE and SUBTYPE fields of this file <i>must</i> store the appropriate values that correspond to entries in the DEVICE (#3.5) and TERMINAL TYPE (#3.2) files. This file is cross-referenced by name and device. | NO           | N/A          |
| 3.5    | DEVICE            | ^%ZIS(1,        | This file defines all input/output devices that can be accessed from this CPU (definitions are <i>not</i> account-specific). Each device is identified with a unique name. Each is associated with a <b>\$I</b> value which may correspond with a hardware port or, on layered systems, a host file or directory. If there are several devices for the same volume set and <b>\$I</b> , one may be given signon system status. This file is cross-referenced by name,  | NO           | N/A          |



| File # | File Name      | Global Location | Description   | Data w/ File | Data Setting |
|--------|----------------|-----------------|---|--------------|--------------|
|        |                |                 | <b>\$I</b> , volume set (CPU), and signon/system device. It is also cross-referenced by local synonym, mnemonic, subtype, and form currently mounted.   |              |              |
| 3.51   | SPOOL DOCUMENT | ^XMB(3.51,      | This file stores the name of spool documents created by the Kernel spooler (i.e., <b>%ZIS4</b> ) for all operating systems. It does <i>not</i> hold the text of the documents themselves. That text is first spooled to spool space, then moved into the <b>^XMB</b> global as a mail message. This file does, however, provide the mechanism for securing spool space for and during spooling. It is cross-referenced by NAME, USER, OTHER AUTHORIZED USERS, SPOOL DATA, and SPOOL NUMBER. | NO           | N/A          |
| 3.519  | SPOOL DATA     | ^XMBS(3.519,    | This is the holding file for spool documents until moved to a mail message or deleted.  | NO           | N/A          |
| 3.54   | RESOURCE       | ^%ZISL(3.54     | This file is for internal use by TaskMan and the Device Handler in the sequential processing of tasks. Jobs that have been sent to a resource-type device are monitored according to fields in this file. To accommodate the Device Handler's need to write to but rarely read from this file, the translated <b>^%ZISL</b> global is used. This file is cross-referenced by name and job number.   | NO           | N/A          |

| File # | File Name               | Global Location | Description  | Data w/ File | Data Setting |
|--------|-------------------------|-----------------|--|--------------|--------------|
| 3.6    | BULLETIN                | ^XMB(3.6,       | <p>Bulletins are “Super” messages. Each Bulletin has a text and a subject just like a normal message. But, embedded within either the subject or the text can be variable fields that can be filled in with parameters. There is also a standard set of recipients in the form of a Mail Group that is associated with the bulletin.</p> <p>Bulletins are processed by MailMan either because of a special cross reference type of VA FileMan, or because of a direct call in a routine. The interface for the direct call is described in the documentation on programmer entry points. VA FileMan sets up code that issues a bulletin automatically when the special cross-reference type is created. In either case, the parameters that go into the text and/or the subject make each bulletin unique.</p> | NO           | N/A          |
| 4      | INSTITUTION             | ^DIC(4,         | This file contains a listing of VA institutions. It is cross-referenced by name and station number. The Number field is no longer meaningful (it previously referenced the station number).  | NO           | N/A          |
| 4.001  | MASTER FILE PARAMETER S | ^DIC(4.001,     | <p>The file holds parameters related to the Master File Server (MFS).</p> <p>The parameters map HL7 segment data to standard FileMan data files. Local</p>   | YES          | Overwrite    |

| File # | File Name                      | Global Location | Description   | Data w/ File | Data Setting |
|--------|--------------------------------|-----------------|---|--------------|--------------|
|        |                                |                 | <p>modifications to this file will seriously disrupt standard file updating and have negative consequences to existing VistA applications.</p>  <p><b>CAUTION: Do not edit this file!</b></p>  |              |              |
| 4.005  | MD5 Signature                  | ^DIC(4.005,     | <p>This file stores parameters related to the <b>MD5</b> signature of the Master File Server (MFS). For each domain (Allergy, Vitals), the parameters define the file's fields to be included in <b>MD5</b> hash procedure. Local modifications to this file will seriously disrupt standard file updating and have negative consequences to existing VistA applications.</p>  <p><b>CAUTION: Do not edit this file!</b></p> | YES          |              |
| 4.009  | STANDARD TERMINOLOGY VERSION F | ^DIC(4.009,     | <p>This file stores the last Version of Standard Terminology update. The file entry is set within MFS. Local modifications to this file will seriously disrupt standard file updating and have negative consequences to existing VistA applications.</p>  <p><b>CAUTION: Do not edit this file!</b></p>  | YES          |              |
| 4.05   | INSTITUTION ASSOCIATION TYPES  | ^DIC(4.05,      | <p>This file is used to link entries in the INSTITUTION (#4) file into associations that are meaningful.</p>  | YES          | Merge        |

| File # | File Name     | Global Location | Description  | Data w/ File | Data Setting |
|--------|---------------|-----------------|--|--------------|--------------|
| 4.1    | FACILITY TYPE | ^DIC(4.1,       | This file is pointed to by the Institution file. It contains a list of facility codes that were previously stored in the VA Type Code field of the Institution file. This file is distributed with data, and the new data should overwrite the old. It is cross-referenced by name and full name.  | YES          | Merge        |
| 4.11   | AGENCY        | ^DIC(4.11,      | This file replaces the Set of Codes field AGENCY that had been used in the INSTITUTION (#4) file.  | YES          | Overwrite    |
| 5      | STATE         | ^DIC(5,         | <p>This file contains the name of the state (or outlying area) as issued by the Department of Veterans Affairs (VA) and issued in M-1, Part I, Appendix B.</p> <p> <b>CAUTION: These entries should remain as distributed and should not be edited or updated unless done via a software upgrade or under direction of VA Central Office.</b></p> | YES          |              |
| 5.12   | POSTAL CODE   | ^XIP(5.12       | This file stores all known Postal Codes as well as other associated information related to the Postal Code. Although the original data in this file only contains US Postal Codes, the file has been designed to allow non-US Postal Codes to be added in the future if desired.   | YES          | Replace      |



| File # | File Name      | Global Location | Description   | Data w/ File | Data Setting |
|--------|----------------|-----------------|---|--------------|--------------|
|        |                |                 |  <b>CAUTION: Do <i>not</i> point directly to this file until you get an Integration Control Registration (ICR).</b>  |              |              |
| 5.13   | COUNTY CODE    | ^XIP(5.13,      | <p>This file contains all known US County Federal Information Processing Standards (FIPS) codes according to the United States Geological Survey (USGS), Department of Housing and Urban Development (HUD), and the United States Postal Service (USPS).</p>  <b>CAUTION: Do <i>not</i> point directly to this file until you get an ICR. The <i>only</i> file that is allowed to point directly to this file is the <b>POSTAL CODE (#5.12)</b> file.</b> | YES          | Replace      |
| 7      | PROVIDER CLASS | ^DIC(7,         | This file stores the provider classes. It is pointed to by the PROVIDER CLASS (#53.5) field of the NEW PERSON (#200) file.  |              |              |
| 7.1    | SPECIALITY     | ^DIC(7.1,       | This file stores the specialties. It is pointed to by the SPECIALTY (#442121.04) sub-field of the of the CONSULTANT'S LICENSES (#442121) file.  |              |              |
| 9.2    | HELP FRAME     | ^DIC(9.2,       | This file contains the text of help frames created via the Help Processor (XQH). Help frames can be   | NO           | N/A          |

| File # | File Name | Global Location | Description  | Data w/ File | Data Setting |
|--------|-----------|-----------------|--|--------------|--------------|
|        |           |                 | associated with options or with data dictionary fields to provide online instruction. The file is cross-referenced by name, header, date entered, author, and editor.  |              |              |
| 9.4    | PACKAGE   | ^DIC(9.4,       | The top level of a PACKAGE (#9.4) file entry for software now stores static software information. The PACKAGE (#9.4) file stores mainly static software information that is <i>not</i> version-specific, as well as the patch history of the software. KIDS updates the VERSION (Multiple) field. Patch installations update the PATCH APPLICATION HISTORY (Multiple) field, which is within the VERSION (Multiple) field. Most other fields have been designated for removal at the top level of the PACKAGE (#9.4) file. | NO           | N/A          |
| 9.6    | BUILD     | ^XPD(9.6,       | This file identifies the elements of a software application that will be transported by the Kernel Installation & Distribution System (KIDS). All components of the software (i.e., templates, options, Security Keys, etc.) <i>must</i> be listed in this file.   | NO           | N/A          |
| 9.7    | INSTALL   | ^XPD(9.7,       | This file contains the installation information for a site from the Kernel Installation & Distribution System (KIDS). This file should <i>not</i> be edited. All information is updated  | NO           | N/A          |

| File # | File Name      | Global Location | Description   | Data w/ File | Data Setting |
|--------|----------------|-----------------|---|--------------|--------------|
|        |                |                 | when new software is installed at a site.   |              |              |
| 9.8    | ROUTINE        | ^DIC(9.8,       | This file is used to document system routines. Parameters and entry points can be described. When running %INDEX, some fields will be given values as the %INDEX verification tool locates variables, globals, and routine references. When using the %Z editor, the EDIT HISTORY (Multiple) field will be filled in with date, device, user, and UCI. The %ZOSF("TEST") node can be executed, checking \$T, to determine whether a routine listed in this file exists in the current account. This file is cross-referenced by name. | NO           | N/A          |
| 10     | RACE           | ^DIC(10,        | This file contains the list of valid races. The allowable entries are maintained by VA Central Office and, as such, alteration and/or addition of entries is <i>not</i> allowed.  | YES          |              |
| 11     | MARITAL STATUS | ^DIC(11,        | This file currently consists of six entries that are distributed by the MAS development team. Alteration of any of the six entries or addition of entries to this file that are <i>not</i> distributed by the MAS developers may have a negative impact on the performance of the MAS module as well as other modules.  | YES          |              |
| 13     | RELIGION       | ^DIC(13,        | This file currently contains <b>84</b> entries. These entries are determined by VACO  | YES          |              |

| File # | File Name  | Global Location | Description  | Data w/ File | Data Setting |
|--------|------------|-----------------|--|--------------|--------------|
|        |            |                 | MAS. This file should <i>not</i> be added to nor should entries in it be altered or deleted by the facility. Entry, edit, or deletion of these entries could have severe negative effects on the performance of the MAS module.  |              |              |
| 14.4   | TASKS      | ^%ZTSK(         | This file describes TaskMan's main file of jobs to start. Because TaskMan works on this file from many UCIs, it does <i>not</i> use VA FileMan to manipulate it. There are no cross-references on this file and there are no fields that can be edited; use TaskMan options for that. The file can be searched, sorted and printed. The third piece of the <b>zero</b> node is only updated when the <b>Queuable Task Log Cleanup</b> [XUTM QCLEAN] option runs. Some applications still do their own setting into this global and wipe out the <b>zero</b> node. The storage of the symbol table is <i>not</i> in a VA FileMan-compatible format. | NO           | N/A          |
| 14.5   | VOLUME SET | ^%ZIS(14.5      | This file describes the volume sets available in the current multiprocessor network. The information pertaining to each volume set is used primarily by Kernel, especially TaskMan. The UCIs that make up each volume set can be determined by using the cross-reference in the UCI Association Table file.  | NO           | N/A          |


| File #       | File Name               | Global Location | Description  | Data w/ File | Data Setting |
|--------------|-------------------------|-----------------|--|--------------|--------------|
| 14.6         | UCI ASSOCIATION         | ^%ZIS(14.6,     | This file contains information that indicates which UCIs on different volume sets are equivalent. This information allows the running of tasks that need a device only available on a different volume set, even if the UCI on the other volume set has another name.  | NO           | N/A          |
| 14.7         | TASKMAN SITE PARAMETERS | ^%ZIS(14.7,     | This file should be used by the system manager to tune TaskMan to the site's specific needs. Entries are identified by the CPU and volume set, so that parameters can be set differently for different nodes that share a single volume set, etc. Changes to any of the fields automatically causes all accessible Task Managers on the system to update their local copies of the parameters. | NO           | N/A          |
| 14.72        | TASKMAN SNAPSHOT        | ^%ZIS(14.72,    | This file holds TaskMan Snapshot data. This is a snapshot of the counts in the TaskMan <b>^%ZTSCH</b> global. There should be no user entry of this data. It is just for reporting.  | NO           | N/A          |
| 14.8         | TASK SYNC FLAG          | ^%ZISL(14.8,    | This file holds the task synchronization flags that control if a task can run or <i>must</i> wait.   | NO           | N/A          |
| 15 (Toolkit) | DUPLICATE RECORD        | ^VA(15,         | This file is designed to analyze and resolve duplicate record problems from various data files (e.g., PATIENT [#2] file). The "from" and "to" records are identified, the match  | NO           | N/A          |

| File #            | File Name            | Global Location | Description  | Data w/ File | Data Setting |
|-------------------|----------------------|-----------------|--|--------------|--------------|
|                   |                      |                 | status is reported, and the user initiating the process is noted. This file is cross-referenced by Status and From-record.   |              |              |
| 15.1<br>(Toolkit) | DUPLICATE RESOLUTION | ^VA(15.1,       | This file facilitates duplicate checking and merging of files that have entries in the DUPLICATE RECORD (#15) file. It provides the overall control information that software developers need to identify duplicates within their files and then to merge the duplicate entries. | NO           | N/A          |
| 15.2<br>(Toolkit) | XDR MERGE PROCESS    | ^VA(15.2,       | When a merge process is set up, all its information is stored in this file. Once a merge process has completed, that entry can be purged using the Purge Merge Process File [XDR PURGE2] option in the Managers menu.  |              |              |
| 15.3<br>(Toolkit) | XDR REPOINTED ENTRY  | ^VA(15.3,       | This file is used to record the entry number of the <b>FROM</b> record that is merged into the <b>TO</b> record. This can be used for VA FileMan to determine which entries were merged, so the IEN of the FROM record will <i>not</i> be reused.                                |              |              |
| 15.4<br>(Toolkit) | MERGE IMAGES         | ^XDRM(          | This file stores an image of the pairs of entries in files that were merged immediately prior to the actual merge. In addition, there is also a record of the locations of pointer values that were changed during the merge process.  |              |              |
| 19                | OPTION               | ^DIC(19,        | Information in this file is  | NO           | N/A          |

| File # | File Name             | Global Location | Description   | Data w/ File | Data Setting |
|--------|-----------------------|-----------------|---|--------------|--------------|
|        |                       |                 | used to drive the menu system. Options are created, associated with others on menus, locked, set out-of-order, assigned prohibited times or devices, or given entry/exit actions. The Edit Options [XUEDITOPT] option of the Menu Management [XUMAINT] menu should be used (instead of VA FileMan), so that the global root ( <b>DIC</b> ) and other such fields are given the correct values. Options can be tailored by setting VA FileMan variables via this file. The Order Enter/Results Reporting (OE/RR) software is accessed by using the appropriate option type. It is cross-referenced by name, menu text, uppercase menu text, type, item, synonym, help frame, out-of-order message, lock, prohibited times, restricted devices, and priority. |              |              |
| 19.081 | AUDIT LOG FOR OPTIONS | ^XUSEC(19,      | The KERNEL SYSTEM PARAMETERS (#8989.3) file establishes when and how a log of option usage will be recorded in this file. For the indicated time period, all specified options, namespaces, and users will be audited. It is recommended that when audits are run, the number of audited entities be minimized so that disk space is <i>not</i> inadvertently wasted. This file is cross-referenced by option.  | NO           | N/A          |

| File # | File Name          | Global Location | Description  | Data w/ File | Data Setting |
|--------|--------------------|-----------------|--|--------------|--------------|
| 19.1   | SECURITY KEY       | ^DIC(19.1,      | This file holds the names of security keys that are used to lock options. To lock an option, the name of the key is entered in the Lock field of the OPTION (#19) file. To permit a user to unlock the option, the user's name is entered in the Holder field of this file. It is cross-referenced by name and holder.                                 | NO           | N/A          |
| 19.2   | OPTION SCHEDULING  | ^DIC(19.2,      | This file holds records that relate to the scheduling of options to run on a schedule or occasionally on a one-time basis. There is one record for each time that an option is scheduled. This allows one option to be scheduled to run on more than one CPU or at more than one time without having to duplicate the option in the OPTION (#19) file. | NO           | N/A          |
| 19.8   | MENUMAN QUICK HELP | ^DIC(19.8,      | This file holds help text to be displayed in the ScreenMan edit form for the menu file. It only changes when there are changes to the Menu system.   | YES          | Overwrite    |
| 20     | NAME COMPONENTS    | ^VA(20,         | This file, introduced with Name Standardization (Patch XU*8.0*134), stores the component parts of a person's name in the following fields: <ul style="list-style-type: none"> <li>• FAMILY (LAST) NAME (#1)</li> <li>• GIVEN (FIRST) NAME (#2)</li> <li>• MIDDLE NAME (#3)</li> <li>• PREFIX (#4)</li> </ul>   | NO           | N/A          |




| File # | File Name       | Global Location | Description   | Data w/ File | Data Setting |
|--------|-----------------|-----------------|---|--------------|--------------|
|        |                 |                 | <ul style="list-style-type: none"> <li>• SUFFIX (#5)</li> <li>• DEGREE (#6)</li> </ul> <p>The “source name” that has these components is identified by the following three fields:</p> <ul style="list-style-type: none"> <li>• FILE (#.01)</li> <li>• FIELD (#.02)</li> <li>• IENS (#.03)</li> </ul> <p>The “<b>ANAME</b>” cross-reference on the FAMILY (LAST) NAME, GIVEN (FIRST) NAME, MIDDLE NAME, and SUFFIX fields keep each component in synchronization with the corresponding source name. In the case of Patch XU*8.0*134, the source name is the NAME (#.01) field of the NEW PERSON (#200) file.</p> <p>The DEGREE and PREFIX fields are <i>not</i> considered part of a standard name but can be used to build formatted names for display.</p> |              |              |
| 40.5   | HOLIDAY         | ^HOLIDAY(       | <p>This file is used to record institutional holidays. It is referenced by the <b>XUWORKDY</b> routine and is <i>not</i> distributed with data. It is cross-referenced by date.</p>   | NO           | N/A          |
| 46.11  | RAI MDS MONITOR | ^DGRU(46.11,    | <p>This file stores the modified and original contents of the <b>#.01</b> field of the Master file entry and file reference information.</p> <p> <b>NOTE:</b> RAI/MDS = Resident Assessment Instrument/Minimum</p>   | NO           | N/A          |

| File # | File Name       | Global Location | Description  | Data w/ File | Data Setting |
|--------|-----------------|-----------------|--|--------------|--------------|
|        |                 |                 | Data Set.  |              |              |
| 49     | SERVICE/SECTION | ^DIC(49,        | This file is a list of the services and sections within the services. Some of the entries may be "MIS COSTING SECTIONS" for use with the cost accounting part of the Management Information System software. A section is an MIS section if there is a code entered in the field called MIS COSTING CODE. In the cost accounting system all medical center costs are tied to a particular section. When MIS sections change, do <i>not</i> delete the old section. Instead, change the fields under the multiple field called "DATE CLOSED" to identify which sections are no longer in use. | NO           | N/A          |
| 101    | PROTOCOL        | ^ORD(101,       | This file contains the orderables and methods for accomplishing orders (protocols) within Order Entry/Results Reporting (OE/RR).   | NO           | N/A          |
| 200    | NEW PERSON      | ^VA(200,        | This file contains data on employees, users, practitioners, etc., that was previously stored in the User, Person, Provider, and other files. VistA software developers <i>must</i> check with the Kernel developers to see that a given number/namespace is available for use.   | NO           | N/A          |
| 201    | USER CLASS      | ^VA(201,        | This file is used for identifying the kinds of all other entries in the NEW PERSON (#200) file that  | YES          | Overwrite    |

| File # | File Name    | Global Location | Description  | Data w/ File | Data Setting |
|--------|--------------|-----------------|--|--------------|--------------|
|        |              |                 | are <i>not</i> providers identified with PERSON CLASS.   |              |              |
| 8932.1 | PERSON CLASS | ^USC(8932.1,    | <p>This file stores the Centers for Medicare &amp; Medicaid Services (CMS) Health Care Financing Administration (HCFA) provider type data.</p> <p>In 2001, ANSI ASC X12N asked the National Uniform Claim Committee (NUCC) to become the official maintainer of the Health Care Provider Taxonomy List (provider type). PERSON CLASS is to be used for identifying provider types for roll-ups. Patches need to review the technical description in the INDIVIDUAL/NON (#90002) field. This field is in the Indian Health Service (IHS) numberspace and is for their use pending development and deployment of a file to support a Non-Individual taxonomy.</p> <p>PERSON CLASS is intended for Individuals. As of August 30, 2002, IHS has added entries for non-Individuals to the file. Patches should take that into account when planning how to load new data.</p> <p>Per VHA Directive 2005-044, this file has been "locked down" by Data Standardization (DS). The file definition (i.e., data dictionary) <i>shall not</i> be modified. All additions, changes and deletions to</p> | YES          | Overwrite    |

| File #           | File Name              | Global Location   | Description   | Data w/ File | Data Setting |
|------------------|------------------------|-------------------|---|--------------|--------------|
|                  |                        |                   | entries in the file <i>shall</i> be done by Enterprise Reference Terminology (ERT) using the Master File Server (MFS), provided by Common Services (CS).  |              |              |
| 8932.2           | PROGRAM OF STUDY       | ^USC(8932.2,      | This file stores the names and information of programs of study.  | YES          | Replace      |
| 8980 (Toolkit)   | KERMIT HOLDING         | ^DIZ(8980,        | This file provides storage for data being transferred by the KERMIT protocol. By default, the data can only be accessed by the user that created it.<br><br>The Kermit Menu (XT-KERMIT) can be used to send and receive data via this file. The menu also allows the creator of the data to permit access by others.<br><br>This file is cross-referenced by Name, Creator, and Access Allowed to a user. | NO           | N/A          |
| 8980.2           | PKI Digital Signatures | ^XUSSPKI(8980.2,  | This file stores the Public Key Infrastructure (PKI) digital signatures.  | NO           | N/A          |
| 8980.22          | PKI CRL URLS           | ^XUSSPKI(8980.22, | This file stores the Universal Resource Locator's (URL) for the Certificate Revocation List's (CRL) from the Certificate Distribution Points (CDP) in the users Public Key Infrastructure (PKI) Certificate. These URL's are sent up to a Windows server to keep a database of Certificate Revocation's up to date.   | NO           | N/A          |
| 8984.1 (Toolkit) | LOCAL KEYWORD          | ^XT(8984.1,       | The lookup entry (or code) can be associated with multiple key words or key phrases. The entry is   | NO           | N/A          |


| File #           | File Name      | Global Location | Description   | Data w/ File | Data Setting |
|------------------|----------------|-----------------|---|--------------|--------------|
|                  |                |                 | <p>displayed if the user enters all or any part of a key phrase.</p> <p>Lookups are performed in the following order:</p> <ol style="list-style-type: none"> <li>1. SHORTCUT—Stops here if a match is found.</li> <li>2. SYNONYM.</li> <li>3. KEYWORD.</li> </ol>   |              |              |
| 8984.2 (Toolkit) | LOCAL SHORTCUT | ^XT(8984.2,     | <p>This is a word or phrase that will be used <i>exclusively</i> to find an entry. During a lookup, this file is checked first. If a shortcut matches the user's entry, the corresponding entry is displayed, and no other lookups will be performed.</p>   | NO           | N/A          |
| 8984.3 (Toolkit) | LOCAL SYNONYM  | ^XT(8984.3,     | <p>Synonyms are single terms that can be associated with one or more TERMS in the lookup file (tokens in the MTLU cross-reference). For example, "CANCER" can be associated with each of the specific forms of cancer that might be found.</p> <p> <b>NOTE:</b> If the user enters a phrase, all terms in the phrase <i>must</i> be true to get a match; therefore, "LUNG CANCER" might significantly restrict the search.</p> | NO           | N/A          |
| 8984.4 (Toolkit) | LOCAL LOOKUP   | ^XT(8984.4,     | <p>This file is used to define other files that have been configured for Multi-term lookups, along with the name of the file's MTLU cross-reference.</p>  | NO           | N/A          |


| File #            | File Name                          | Global Location | Description   | Data w/ File | Data Setting |
|-------------------|------------------------------------|-----------------|---|--------------|--------------|
| 8989.2            | KERNEL<br>PARAMETER<br>S           | ^XTV(8989.2,    | This file holds parameters that Kernel uses and the site is allowed to change. For example, the Computer Account Letter. Kernel loads its standard name into the file and if the site builds a new letter, then they can enter a replacement name that will be used in place of the standard one.   | NO           | N/A          |
| 8989.3            | KERNEL<br>SYSTEM<br>PARAMETER<br>S | ^XTV(8989.3,    | This file holds the site parameters for this installation of Kernel. It has only one entry, the domain name of the installation site. Some parameters are defined by the systems manager during the installation process. These include: Agency, Volume Set Multiple, Default parameters. Others can be edited subsequent to installation. Spooling and Audit parameters can be established. Priorities can be set for interactive users and for TaskMan. Defaults for fields (e.g., timed read, auto-menu, and ask device) are defined for use when <i>not</i> otherwise specified for a user or device. | NO           | N/A          |
| 8989.51           | PARAMETER<br>DEFINITION            | ^XTV(8989.51,   | This file contains the characteristics of parameters. Entries in this file <i>must</i> be namespaced.   | YES          | Replace      |
| 8991<br>(Toolkit) | XTV<br>ROUTINE<br>CHANGES          | ^XTV(8991,      | This file is used to record the most current version of a routine, and information about changes that have occurred in that routine in prior versions. Routines   | NO           | N/A          |

| File #               | File Name                | Global Location | Description  | Data w/ File | Data Setting |
|----------------------|--------------------------|-----------------|--|--------------|--------------|
|                      |                          |                 | <p>are checked for any changes by using the <b>Update with current routines</b> [XTVR UPDATE] option, which enters any changes noted and updates the most current version. There is no need for manual entry into this file.</p> <p>Use the Routine Compare - Current with Previous [XTVR COMPARE] option to obtain listings of the changes recorded for the routines from the most recent to earlier changes.</p> |              |              |
| 8991.19<br>(Toolkit) | XTV VERIFICATION PACKAGE | ^XTV(8991.19,   | This file is used to indicate the file numbers for the main files and namespaces for options, keys, etc., which are to be included as a part of a package undergoing verification. This file is used to determine the files and other entries to be included by the routines that are used in preparing and comparing the XTV GLOBAL CHANGES file.   | NO           | N/A          |
| 8991.2<br>(Toolkit)  | XTV GLOBAL CHANGES       | ^XTV(8991.2,    | This file records the state of a given verification package in terms of DD entries, options, keys, templates, etc. for comparison with a subsequent version of the package.  | NO           | N/A          |
| 8991.5               | XQAB ERRORS LOGGED       | ^XTV(8991.5,    | This file is used to maintain a log of errors occurring at alpha/beta test sites.  | NO           | N/A          |
| 8991.6               | XUEPCS DATA              | ^XTV(8991.6,    | This file is used for the DEA ePCS project (Kernel Patch XU*8.0*580). It stores audit data for ePCS-   | NO           | N/A          |


| File # | File Name                 | Global Location | Description   | Data w/ File | Data Setting |
|--------|---------------------------|-----------------|---|--------------|--------------|
|        |                           |                 | related fields that have been modified.   |              |              |
| 8991.7 | XUEPCS<br>PSDRPH<br>AUDIT | ^XTV(8991.7,    | This file is used for the DEA ePCS project (Kernel Patch XU*8.0*580). It stores audit data when a user is allocated or de-allocated the PSDRPH security key.  | NO           | N/A          |
| 8992   | ALERT                     | ^XTV(8992,      | This file is used to keep track of alerts pending processing for each user. The main entry for each record is a pointer to the NEW PERSON (#200) file. A multiple under each user is used to record the date and time an alert was generated, the unique ID associated with the alert, the text for display, an optional routine entry point or option for use in processing the alert, and an optional data string associated with the alert.  | NO           | N/A          |
| 8992.1 | ALERT<br>TRACKING         | ^XTV(8992.1,    | This file is used to track the content and interactions with an alert. Every alert that is generated is initially filed within this file. Each entry has the date and time the alert was generated, which user generated the alert, whether the alert was generated in a background task, what action was to be taken, if any (the entry point or option name to be used), and the data string, if any, for use with the alert. There is a multiple field which also identifies each user that the alert was sent to, when the user | NO           | N/A          |



| File # | File Name            | Global Location | Description   | Data w/ File | Data Setting |
|--------|----------------------|-----------------|---|--------------|--------------|
|        |                      |                 | <p>initially saw the displayed text, when the alert was selected for processing, when the processing was completed, and when the alert was deleted after processing or associated with another user's processing, or when the alert was deleted by a cleanup operation.</p> <p>Unless a longer lifetime is specified for the specific alert, it is deleted from the file after <b>30</b> days. If a longer lifetime is specified, it will <i>not</i> be deleted until after that period passes.</p>   |              |              |
| 8992.2 | ALERT RECIPIENT TYPE | ^XTV(8992.2,    | <p>This file was added with Kernel Patch XU*8.0*285. This file was added to contain indicators as to why an alert was sent.</p>   | NO           | N/A          |
| 8992.3 | ALERT CRITICAL TEXT  | ^XTV(8992.3,    | <p>This file makes it easier for packages or sites to specify text that should be used to indicate an alert to be marked as <b>Critical</b>. It contains those text strings that are identified as indicating a <b>Critical</b>-type alert. This checking is <i>not</i> case sensitive, and if the identified string is immediately preceded by either of the following words, it will <i>not</i> be indicated as a <b>Critical</b>-type alert:</p> <ul style="list-style-type: none"> <li>• NOT</li> <li>• NON</li> </ul> <p> <b>NOTE:</b> This file was added with Kernel Patch XU*8.0*513. Using this file means that</p> | YES          | Overwrite    |

| File # | File Name | Global Location | Description  | Data w/ File | Data Setting |
|--------|-----------|-----------------|--|--------------|--------------|
|        |           |                 | <p>the package or site can add desired text for identification as <b>Critical</b>-type by using Integration Control Registration (ICR) #6869, ALERT CRITICAL TEXT LOOKUP AND EDIT. This is a “Controlled Subscription” type ICR that allows application development teams to release patches that update the ALERT CRITICAL TEXT (#8992.3) file.</p> <p> <b>CAUTION:</b> Application development teams making changes to the ALERT CRITICAL TEXT (#8992.3) file are responsible for confirming the change does <i>not</i> affect Kernel’s reporting of Critical-type alerts.</p> <p>Adding an entry with Critical-type text to the ALERT CRITICAL TEXT (#8992.3) file reports any alert containing that text as Critical. Careful analysis is necessary to confirm changes do <i>not</i> cause malfunction of any VistA alerts. When creating a</p> |              |              |

| File # | File Name         | Global Location | Description   | Data w/ File | Data Setting |
|--------|-------------------|-----------------|---|--------------|--------------|
|        |                   |                 | <p>new entry in the ALERT CRITICAL TEXT (#8992.3) file, it is <i>recommended</i> the associated application be indicated in the CREATING PACKAGE (#.03) field. Thus, any inquiries regarding the Critical alert text can be directed to the appropriate development team. Also, the description included in the PACKAGE-ID (#.02) field in the ALERT CRITICAL TEXT (#8992.3) file should be reviewed to determine if it <i>must</i> be defined. That field's description indicates that data in this field can further screen alerts from being reported as critical. Its use should be understood when adding entries to the ALERT CRITICAL TEXT (#8992.3) file.</p> |              |              |
| 8994   | REMOTE PROCEDUR E | ^XWB(8994,      | This file is owned by RPC Broker. This file is used as a repository of server-based procedures in the context of the Client/Server  | NO           | N/A          |

| File # | File Name | Global Location | Description   | Data w/ File | Data Setting |
|--------|-----------|-----------------|---|--------------|--------------|
|        |           |                 | <p>architecture. By using the Remote Procedure Call (RPC) Broker, applications running on client workstations can invoke (call) the procedures in this file to be executed by the server and the results are returned to the client application.</p> <p>Each remote procedure entry is associated with an entry point (ROUTINE with optional TAG). Calls to these procedures can include parameters of different value types. The resulting value of the call can be either a string, a list of strings, or a word-processing string as indicated by the RETURN VALUE TYPE field (.04).</p> <p>The remote procedure may be available for use by anyone or its use may be restricted to one or more applications. The range of availability is indicated by the AVAILABILITY field.</p> <p> <b>NOTE:</b> If there is no entry in the AVAILABILITY field, then the procedure is assumed to be PUBLIC.</p> <p>A remote procedure can be removed from service for a period of time by setting the INACTIVE field. A request for use of a procedure, which is marked inactive, will result in an error being returned to the originating application.</p> |              |              |

| File # | File Name          | Global Location | Description  | Data w/ File | Data Setting |
|--------|--------------------|-----------------|--|--------------|--------------|
| 8994.5 | REMOTE APPLICATION | ^XWB(8994.5,    | <p>This file is owned by RPC Broker and used by Kernel security to identify remote applications. Kernel uses this file to identify external applications in the SIGN-ON LOG (#3.081) file and for assigning a role-based user context to authenticated applications.</p> <p>The REMOTE APPLICATION file was introduced as part of the Broker Security Enhancement (BSE) to secure access via the remote user or visitor approach by GUI applications (formerly known as the CAPRI approach for the first application to use this access style). The remote visitor access permits applications where users need to access a large number of sites to do so without requiring a separate Access code and Verify code at each site.</p> <p>Following the Broker Security Enhancement, applications are able to use the remote visitor access only if they have an entry in this file with a one-way hash of a secure phrase. Identification of an entry in the file is based on the application passing in the original phrase, which is then hashed and used for a cross-reference lookup. The application <i>must</i> have at least one entry in the</p> |              |              |

| File # | File Name | Global Location | Description   | Data w/ File | Data Setting |
|--------|-----------|-----------------|---|--------------|--------------|
|        |           |                 | <p>CALLBACKTYPE sub-file indicating:</p> <ul style="list-style-type: none"> <li>• A connection type</li> <li>• A valid address for the authenticating server</li> <li>• A connection port number.</li> </ul> <p>This information is necessary for the remote server to directly connect the authenticating server to obtain the demographic information necessary to create or match the visitor entry in the NEW PERSON (#200) file. The application also specifies the desired context option for the user and this is given to the remote visitor instead of the application having to figure out how to set this value.</p> |              |              |

## 4.2.2 Additional Files Installed During Virgin Installation

The Virgin Installation brings in the following additional files:

**Table 16: Files—Kernel Virgin Installation Files**

| File # | File Name      | Global Location | Description   | Data w/ File | Data Setting |
|--------|----------------|-----------------|---|--------------|--------------|
| 3.8    | MAIL GROUP     | ^XMB(3.8,       | (Exported with MailMan) This file holds the names of all groups and their members known to MailMan.   | NO           | N/A          |
| 4.2    | DOMAIN         | ^DIC(4.2,       | (Exported with MailMan) This file is used to name all of the nodes to which MailMan messages can be routed. Each name in this file corresponds to the right side of a MailMan address, the part following the @ symbol.   | NO           | N/A          |
| 5      | STATE          | ^DIC(5,         | This file contains a list of state names and abbreviations.   | YES          | Overwrite    |
| 7      | PROVIDER CLASS | ^DIC(7,         | This file is used to identify various classifications or types of providers.  | NO           | N/A          |
| 7.1    | SPECIALITY     | ^DIC(7.1,       | This file identifies locally added specialties and their associated services.   | NO           | N/A          |
| 10     | RACE           | ^DIC(10,        | This file currently consists of seven entries. The allowable entries are established by VACO MAS. Entries in this file should <i>not</i> be altered or added to. To do so may have a negative impact on the performance of the MAS module as well as other modules.   | YES          | Overwrite    |
| 11     | MARITAL STATUS | ^DIC(11,        | This file currently consists of six entries, which are distributed by the MAS development team. Alteration of any of the six entries or addition of entries to this file which are <i>not</i> distributed by the MAS developers may have a negative impact on the performance of the MAS module as well as other modules. | YES          | Overwrite    |


| File # | File Name | Global Location | Description   | Data w/ File | Data Setting |
|--------|-----------|-----------------|---|--------------|--------------|
| 13     | RELIGION  | ^DIC(13,        | This file currently contains <b>30</b> entries. These entries are determined by VACO MAS. This file should <i>not</i> be added to nor should entries in it be altered or deleted by the facility. Entry, edit or deletion of these entries could have severe negative effects on the performance of the MAS module. | YES          | Overwrite    |

## 4.3 Fields


### 4.3.1 PERSON CLASS (#8932.1) File


The PERSON CLASS (#8932.1) file contains the Health Care Financing Administration (HCFA) taxonomy that reflects provider type. It contains the following fields:

**Table 17: Field List—PERSON CLASS (#8932.1) File (Kernel Patch XU\*8.0\*27)**

| Field # | Field Name          | Description  |
|---------|---------------------|--|
| .001    | NUMBER              | This is a number field to allow adding new entries by number.  |
| .01     | PROVIDER TYPE       | This is Level I of the National Uniform Claim Committee (NUCC) structure of the Provider Taxonomy.<br> <b>REF:</b> For more information on the NUCC, please visit the NUCC website located at the following Web address:<br><a href="http://www.nucc.org/">http://www.nucc.org/</a> |
| .011    | PROVIDER TYPE CODE  | This is Level I, Provider Type—2-byte alphanumeric, consisting of the 1 <sup>st</sup> and 2 <sup>nd</sup> characters of <b>X12 CODE</b> , which is a code that identifies a major grouping of services or occupations of health care providers.  |
| 1       | CLASSIFICATION      | This is the <b>CMS (X12) Classification (Level II)</b> . Values <i>must</i> be from <b>3</b> to <b>65</b> characters in length.  |
| 1.1     | CLASSIFICATION CODE | This is Level II, Classification Code—2-byte alphanumeric consisting of the 3 <sup>rd</sup> and 4 <sup>th</sup> characters of the <b>X12 CODE</b> , which is a code that identifies more specific services or occupations within the health care provider type. The coding is based on licensed provider   |



| Field # | Field Name                  | Description   |
|---------|-----------------------------|---|
|         |                             | classifications.  |
| 2       | AREA OF SPECIALIZATION      | This is Level III in NUCC's structure of the Provider Taxonomy. It is the most specific, but sometimes defines a "sub-category" of Classification. Values <i>must</i> be from <b>2</b> to <b>75</b> characters in length.   |
| 2.1     | AREA OF SPECIALIZATION CODE | This is Level III, Area of Specialization— <b>5</b> -byte alphanumeric consisting of the <b>5<sup>th</sup></b> through <b>9<sup>th</sup></b> characters of the <b>X12 CODE</b> , which is a code that identifies: <ul style="list-style-type: none"> <li>• Provider's specialization.</li> <li>• Segment of the population that a health care provider chooses to service.</li> <li>• Specific medical service.</li> <li>• Specialization in treating a specific disease.</li> <li>• Any other descriptive characteristic about the providers practice relating to the services rendered.</li> </ul>  |
| 3       | STATUS                      | This field allows old entries to be disabled <i>without</i> removing them from the table. Valid values are: <ul style="list-style-type: none"> <li>• <b>a</b>—Active</li> <li>• <b>i</b>—Inactive</li> </ul>  |
| 4       | DATE INACTIVATED            | This field holds the date that a Provider Class was inactivated.  |
| 5       | VA CODE                     | This field holds the <b>7</b> -character VA assigned code for national rollup.  |
| 6       | X12 CODE                    | This is the code assigned by American National Standards Institute (ANSI) <b>X12</b> . <b>X12</b> published the joint <b>X12N</b> and Centers for Medicare & Medicaid Service (CMS) Health Care Provider Taxonomy following the June 1997 <b>X12</b> meeting. <p> <b>NOTE:</b> ANSI <b>X12</b> subcommittee <b>N</b> covers standards in the insurance industry, including health insurance; hence these are <b>X12N</b> standards.</p> <p>"X12N standards include transactions for claims/encounters, attachments, enrollment, disenrollment, eligibility, payment/remittance advice, premium payments, first report of injury, claim status,</p> |

| Field # | Field Name     | Description   |
|---------|----------------|---|
|         |                | referral certification/authorization, and coordination of benefits.” <sup>1</sup><br><br> <b>NOTE:</b> A revised ANSI X12N 837 Professional Health Care Claim Companion Document was created in 2005.  |
| 7       | reserved       | This field is only used with a conversion routine for updates to the file. Any data is only used by an update routine.  |
| 8       | SPECIALTY CODE | This field holds the <b>2</b> -character specialty code associated with the classification.   |
| 11      | DEFINITION     | Enter the definition of this Provider Type. Types with <b>X12</b> codes are defined by the National Uniform Claim Committee (NUCC), provided by various sources.  |
| 90002   | INDIVIDUAL/NON | This field indicates whether the entry is for an Individual or for a Non-Individual. Valid values are: <ul style="list-style-type: none"> <li>• <b>I</b>—Individual</li> <li>• <b>N</b>—Non-Individual</li> </ul> This field was added at the request of Indian Health Service (IHS) in their numberspace, until the file supporting Non-Individual taxonomies can be defined.<br><br>Currently, the <b>X12 CODE</b> definition does <i>not</i> explicitly indicate whether an entry is for an Individual or for a Non-Individual, either in value or structure definition. |

The following field was exported with the Assigning Person Class to Providers software (i.e., Kernel Patch XU\*8.0\*27):

**Table 18: Field List—Assigning Person Class to Providers Software (i.e., Kernel Patches XU\*8.0\*27, 377, and 531)**

| File Number | File Name  | Field Name and Number     | Description   |
|-------------|------------|---------------------------|---|
| 200         | NEW PERSON | PERSON CLASS (#.05) field | This is a Multiple field. It includes the following subfields: <ul style="list-style-type: none"> <li>• NUMBER (#.001)</li> <li>• PERSON CLASS (#.01)—Pointer to the PERSON CLASS (#8932.1) file</li> </ul> |

<sup>1</sup> Excerpt taken from the "X12N" topic on the University of Miami; Miller School of Medicine website: [http://privacy.med.miami.edu/glossary/xd\\_x12n.htm](http://privacy.med.miami.edu/glossary/xd_x12n.htm), last modified May 11, 2005 (RC)

| File Number | File Name | Field Name and Number | Description   |
|-------------|-----------|-----------------------|---|
|             |           |                       | <ul style="list-style-type: none"> <li>• EFFECTIVE DATE (#2)—The date the PERSON CLASS became effective.</li> <li>• EXPIRATION DATE (#3)—The date the PERSON CLASS is no longer valid.</li> </ul> <p>Kernel Patch XU*8.0*27 added the PERSON CLASS field to the following Kernel options:</p> <ul style="list-style-type: none"> <li>• <b>Edit an Existing User</b> [XUSEREDIT]</li> <li>• <b>Add a New User to the System</b> [XUSERNEW]</li> <li>• <b>Reactivate a User</b> [XUSERREACT]</li> </ul> |

## 5 Exported Options

This chapter lists the options exported with Kernel and Kernel Toolkit.

### 5.1 Menu Tree Roots

Kernel exports three separate menu trees. They are:

- **Systems Manager Menu [EVE]**—Eve is used by the systems manager to get to other menus. Eve contains the following submenus:
  - **Core Applications [XUCORE]**
  - **Device Management [XUTIO]**
  - **Menu Management [XUMAINT]**
  - **Operations Management [XUSITEMGR]**
  - **Programmer Options [XUPROG]**
  - **Spool Management [XU-SPL-MGR]**
  - **System Security [XUSPY]**
  - **Taskman Management [XUTM MGR]**
  - **User Management [XUSER]**
- **SYSTEM COMMAND OPTIONS [XUCOMMAND]**—This menu holds the common menu options executable from anywhere in the menu processor.
- **Parent of Queuable Options [ZTMQUEUABLE OPTIONS]**—This menu has no parent; it collects together all parentless Kernel options that are intended to be scheduled through the **TaskMan Schedule/Unschedule Options [XUTM SCHEDULE]** option.

### 5.2 Menu Tree Diagrams

The menu tree diagrams for the menus described in the “[Menu Tree Roots](#)” section are presented in this section.

- The menu tree diagram for the **Systems Manager Menu [EVE]** is broken into the individual menu trees for each EVE option.
- The menu tree diagrams for the **Parent of Queuable Options [ZTMQUEUABLE OPTIONS]** and the **SYSTEM COMMAND OPTIONS [XUCOMMAND]** menus are presented intact.

#### 5.2.1 Generating Menu Diagrams

To generate a menu tree diagram, perform the following procedure:

1. From the **Systems Manager Menu [EVE]**, select the **Menu Management** option [XUMAINT].
2. At the “Select Menu Management Option:” prompt, select the **Display Menus and Options** option [XQDISPLAY OPTIONS]:

3. At the “Select Display Menus and Options Option:” prompt, select the **Diagram Menus** option [XUUSERACC].
4. At the “Select USER (U.xxxxx) or OPTION (O.xxxxx) name:” prompt, enter **O.XXXXXXXXXX**, where “XXXXXXXXX” is the option name you want diagrammed (e.g., O.XUMAIN for the Menu Management menu).
5. At the “DEVICE: HOME//” and “Right Margin: 80//” prompts, press **Enter** to display the diagram to the screen.

**Figure 6: Menus—Generating Menu Diagrams: Sample from OAKTST “Gold” Account**

```

Core Applications ...
Device Management ...
FM  VA FileMan ...
    Manage Mailman ...
    Menu Management ...
    Programmer Options ...
    Operations Management ...
    Spool Management ...
    Information Security Officer Menu ...
    Taskman Management ...
    User Management ...
HL7  HL7 Main Menu ...
VDEF VDEF Configuration and Status ...
    Application Utilities ...
    Capacity Planning ...
    Fileman Access for the OIG ...

Select Systems Manager Menu Option: MENU <Enter> Management

    Edit options
    Key Management ...
    Secure Menu Delegation ...
    Restrict Availability of Options
    Option Access By User
    List Options by Parents and Use
    Fix Option File Pointers
    Help Processor ...
OPED Screen-based Option Editor
    Display Menus and Options ...
    Menu Rebuild Menu ...
    Out-Of-Order Set Management ...
    See if a User Has Access to a Particular Option
    Show Users with a Selected primary Menu

Select Menu Management Option: DISPLAY <Enter> Menus and Options

    Abbreviated Menu Diagrams
    Diagram Menus
    Menu Diagrams (with Entry/Exit Actions)
    Option Function Inquiry
    Print Option File

Select Display Menus and Options Option: DIAGRAM <Enter> Menus

Select USER (U.xxxxx) or OPTION (O.xxxxx) name: O.XUMAINT <Enter> Menu Management
DEVICE: HOME// <Enter> HOME (CRT) Right Margin: 80// <Enter>

Menu Management (XUMAINT)
|
|----- Edit options
|----- [XUEDITOPT]
|
|----- Key Management ----- Allocation of
|----- [XUKEYMGMT]           Security Keys
|                               [XUKEYALL]
|----- De-allocation of
|----- Security Keys
|----- [XUKEYDEALL]

```

|       |   |
|-------|---|
| ----- | Enter/Edit of Security Keys<br>[XUKEYEDIT]                                |
| ----- | All the Keys a User Needs<br>[XQLOCK1]                                    |
| ----- | Allocate/De-Allocate Exclusive Key(s) [XUEXKEY]<br>**LOCKED:<br>XUEXKEY** |
| ----- | Change user's allocated keys to delegated keys<br>[XQKEYALTODEL]          |
| ----- | Delegate keys<br>[XQKEYDEL]   |
| ----- | Keys For a Given Menu Tree<br>[XQLOCK2]                                   |
| ----- | List users holding a certain key<br>[XQSHOKEY]                            |
| ----- | Remove delegated keys [XQKEYRDEL]   |
| ----- | Show the keys of a particular user [XQLISTKEY]                            |
| •     |   |
| •     |   |
| •     |   |

## 5.2.2 Systems Manager Menu [EVE]

The Systems Manager Menu EVE contains the following menu trees:

- [XUCORE](#)
- [XUTIO](#)
- [XUMAINT](#)
- [XUSITEMGR](#)
- [XUPROG](#)
- [XU-SPL-MGR](#)
- [XUSPY](#)
- [XUTM MGR](#)
- [XUSER](#)
- [Parent of Queuable Options \[ZTMQUEUABLE OPTIONS\]](#)
- [SYSTEM COMMAND OPTIONS \[XUCOMMAND\]](#)



**REF:** Each of these menu trees is listed individually in the sections that follow.

## 5.2.3 XUCORE

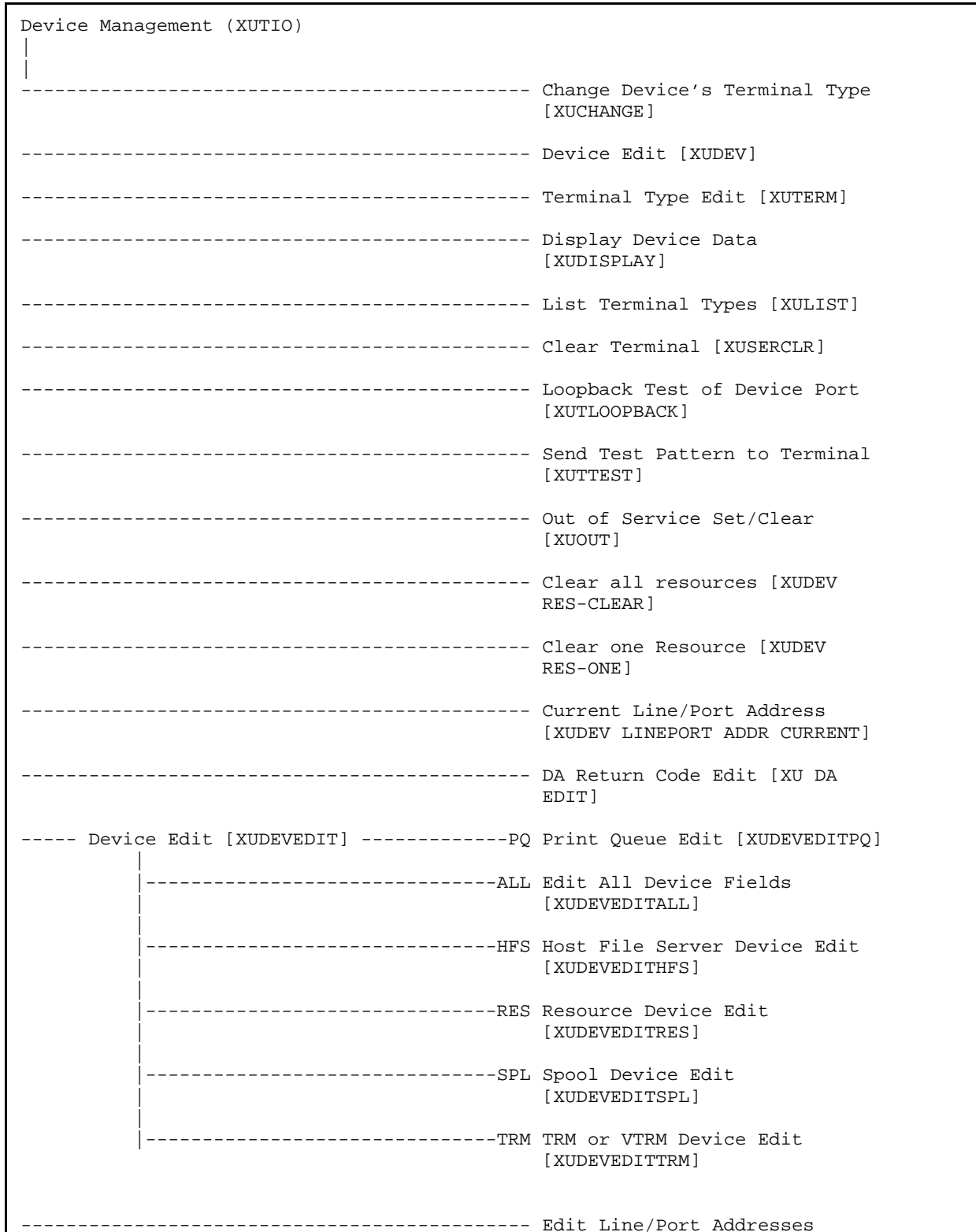
**Figure 7: XUCORE—Menu Tree Diagram: Sample from OAKTST “Gold” Account**

```
Core Applications (XUCORE)
```



## 5.2.4 XUTIO

Figure 8: XUTIO—Menu Tree Diagram: Sample from OAKTST “Gold” Account

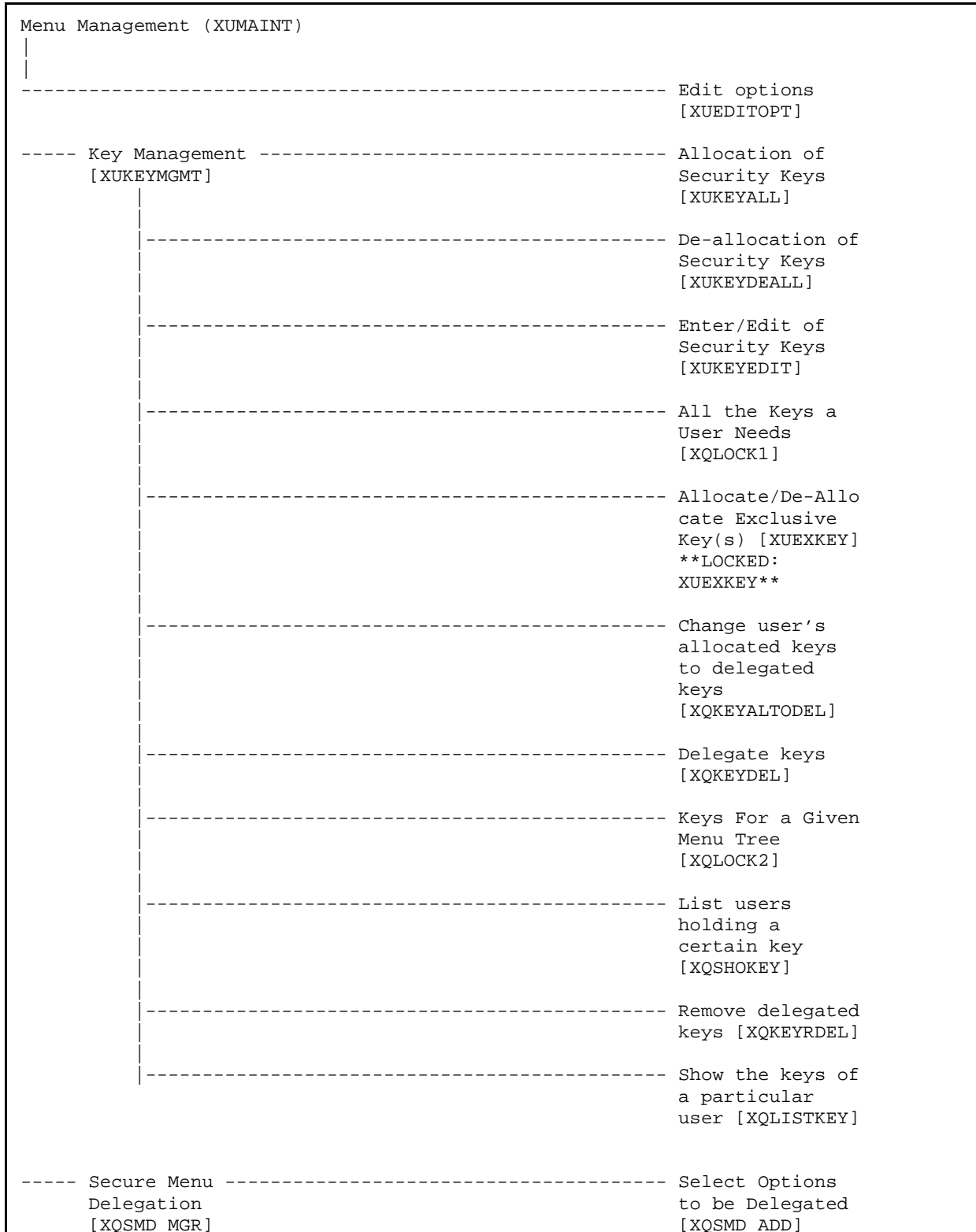


[XUDEV LINEPORT ADDR EDIT]

----- Line/Port Address report  
[XUDEV LINEPORT ADDR RPT]

## 5.2.5 XUMAIN


Figure 9: XUMAIN—Menu Tree Diagram: Sample from OAKTST “Gold” Account



|  |   |
|--|---|
|  | List Delegated Options and their Users [XQSMD BY OPTION]                                  |
|  | Print All Delegates and their Options [XQSMD BY USER]                                     |
|  | Remove Options Previously Delegated [XQSMD REMOVE]  |
|  | Replicate or Replace a Delegate [XQSMD REPLICATE]   |
|  | Show a Delegate's Options [XQSMD SHOW]  |
| Delegate's Menu Management [XQSMD USER MENU] | Build a New Menu [XQSMD BUILD MENU]   |
|  | Edit a User's Options [XQSMD EDIT OPTIONS]  |
|  | Copy Everything About an Option to a New Option [XQCOPYOP]                                |
|  | Copy One Users Menus and Keys to others [XQSMD COPY USER]                                 |
|  | Limited File Manager Options (Build) [XQSMD LIMITED FM OPTIONS]<br>**LOCKED:<br>XQSMDFM** |
|  | Specify Allowable New Menu Prefix [XQSMD SET PREFIX]                                      |
|  | Restrict  |

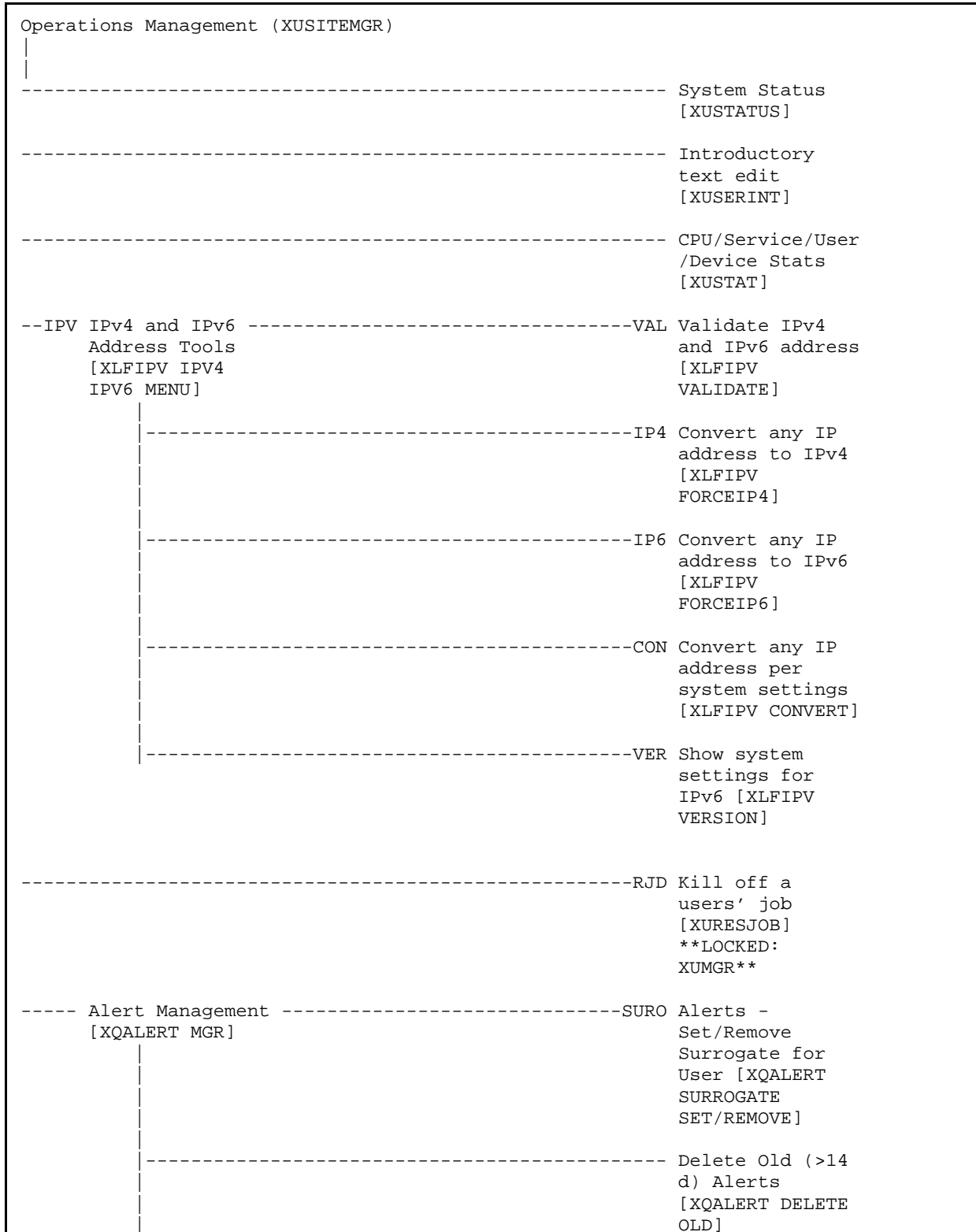
|   |   |
|---|---|
|   | Availability of Options<br>[XQRESTRICT]                       |
| -----   | Option Access By User [XUOPTWHO]                              |
| -----   | List Options by Parents and Use [XUXREF]                      |
| -----   | Fix Option File Pointers [XQOPTFIX]                           |
| ----- Help Processor [XQHELP-MENU]                  | Display/Edit Help Frames [XQHELP-DISPLAY]                     |
|   | List Help Frames [XQHELP-LIST]                                |
|   | New/Revised Help Frames [XQHELP-UPDATE]                       |
|   | Cross Reference Help Frames [XQHELP-XREF]                     |
|   | Assign Editors [XQHELP-ASSIGN]                                |
|   | Unassign Editors [XQHELP-DEASSIGN]                            |
|   | Fix Help Frame File Pointers [XQHELPPFIX]                     |
| -----   | -OPED Screen-based Option Editor [XQOPED]                     |
| ----- Display Menus and Options [XQDISPLAY OPTIONS] | Abbreviated Menu Diagrams [XUUSERACC2]                        |
|   | Diagram Menus [XUUSERACC]                                     |
|   | List Unreferenced Menu Options [XQ LIST UNREFERENCED OPTIONS] |
|   | Menu Diagrams (with Entry/Exit                                |

|       |  |  |
|-------|--|--|
|       |  | Actions)<br>[XUUSERACC1]   |
|       | -----  | Option Function<br>Inquiry<br>[XUINQUIRE]                              |
|       | -----  | Print Option<br>File [XUPRINT]   |
| ----- | Menu Rebuild<br>Menu<br>[XQBUILDMAIN]        | Build Primary<br>Menu Trees<br>[XQBUILDTREE]                           |
|       | -----  | Is there a menu<br>rebuild running<br>right now?<br>[XQRIGHTNOW]       |
|       | -----  | Kick Off Micro<br>Surgery<br>[XQKICKMICRO]                             |
|       | -----  | Most Recent Menu<br>Rebuilds<br>[XQSHOWBUILDS]                         |
|       | -----  | Single User Menu<br>Tree Rebuild<br>[XQBUILDUSER]                      |
| ----- | Out-Of-Order Set<br>Management<br>[XQOOMAIN] | Create a Set of<br>Options To Mark<br>Out-Of-Order<br>[XQOOMAKE]       |
|       | -----  | List Defined<br>Option Sets<br>[XQOOSHOW]                              |
|       | -----  | Mark Option Set<br>Out-Of-Order<br>[XQOOFF]                            |
|       | -----  | Options in the<br>Option File that<br>are Out-Of-Order<br>[XQOOSHOFIL] |
|       | -----  | Protocols Marked<br>Out-Of-Order in<br>Protocol File<br>[XQOOSHOPRO]   |
|       | -----  | Recover deleted<br>option set<br>[XQOORED0]                            |
|       | -----  | Remove<br>Out-Of-Order<br>Messages from a                              |



## 5.2.6 XUSITEMGR

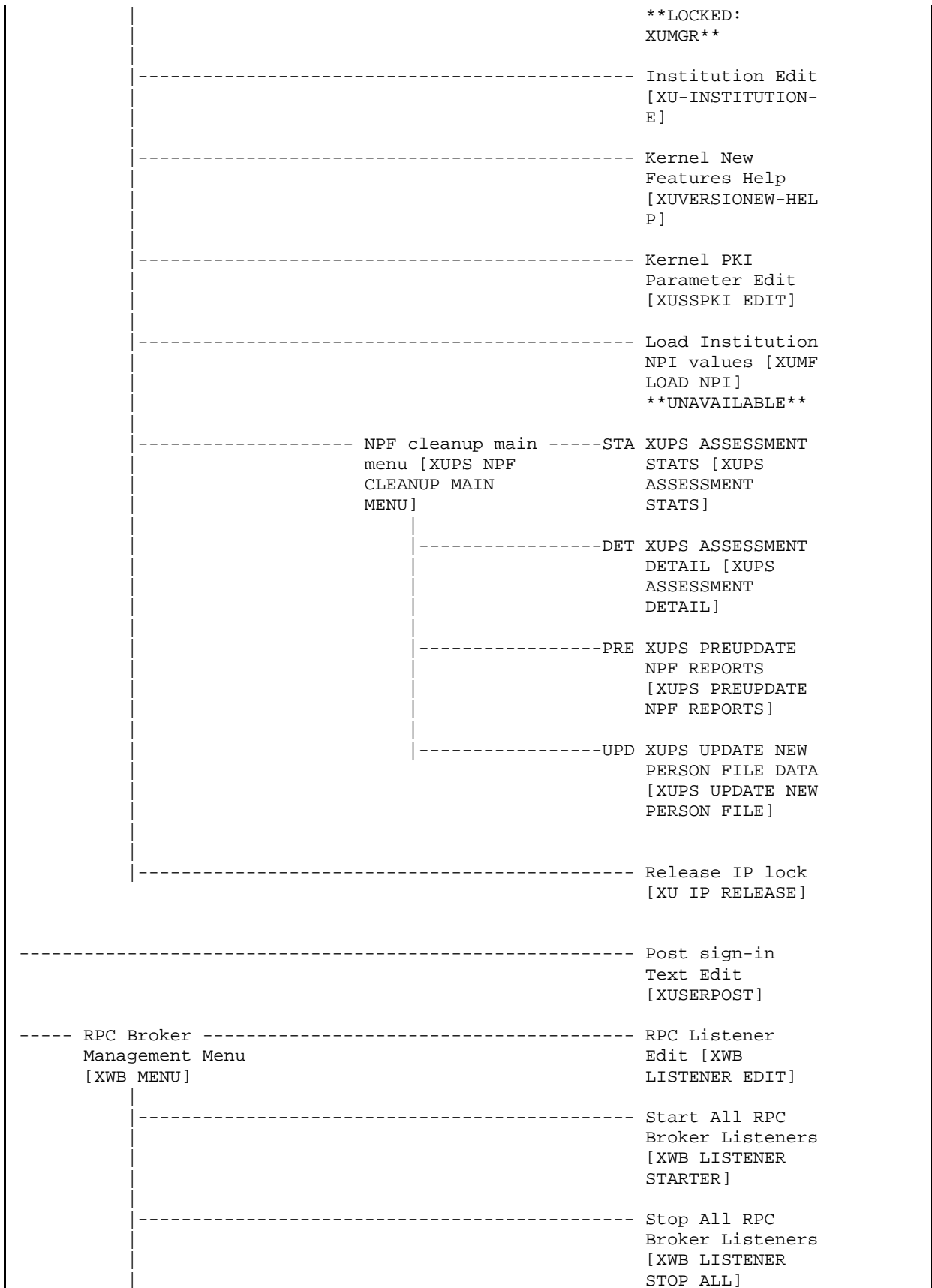
Figure 10: XUSITEMGR—Menu Tree Diagram: Sample from OAKTST “Gold” Account





|       |   |  |  |
|-------|---|--|--|
|       | -----   | Make an alert on the fly [XQALERT MAKE]  |  |
|       | -----   | Purge Alerts for a User [XQALERT BY USER DELETE]<br>**LOCKED:<br>XQAL-DELETE** |  |
|       | -----   | Report Menu for Alerts [XQAL REPORTS MENU]                                     |  |
|       | -----   | Critical Alerts Count Report [XQAL CRITICAL ALERT COUNT]                       |  |
|       | -----   | List Alerts for a user from a specified date [XQAL ALERT LIST FROM DATE]       |  |
|       | -----   | Patient Alert List for specified date [XQAL PATIENT ALERT LIST]                |  |
|       | -----   | User Alerts Count Report [XQAL USER ALERTS COUNT]                              |  |
|       | -----   | View data for Alert Tracking file entry [XQAL VIEW ALERT TRACKING ENTRY]       |  |
|       | -----   | Set Backup Reviewer for Alerts [XQAL SET BACKUP REVIEWER]                      |  |
|       | -----   | Surrogate for which Users? [XQAL SURROGATE FOR WHICH USERS]                    |  |
| ----- | Alpha/Beta Test Option Usage Menu [XQAB MENU] | -----  | Actual Usage of Alpha/Beta Test Options [XQAB ACTUAL OPTION USAGE] |
|       | -----   | Low Usage Alpha/Beta Test Options [XQAB LIST LOW USAGE OPTS]                   |  |

|                                   |  |
|-----------------------------------|--|
|                                   | Print Alpha/Beta Errors<br>(Date/Site/Num/Rou/Err) [XQAB ERR<br>DATE/SITE/NUM/ROU/ERR] |
|                                   | Send Alpha/Beta Usage to Developers [XQAB AUTO SEND]                                   |
|                                   | Clean old Job Nodes in XUTL [XQ XUTL \$J NODES]  |
|                                   | Delete Old (>14d) Alerts [XQALERT DELETE OLD]  |
|                                   | Foundations Management [XOBU SITE SETUP MENU]  |
| Kernel Management Menu [XUKERNEL] | Ask if Production Account [XU SID ASK]<br>**LOCKED:<br>XUMGR**                         |
|                                   | Edit Logical/Physical Mapping [XU SID EDIT]  |
|                                   | Edit Site IP lockout [XU SITE LOCKOUT]   |
|                                   | Enter/Edit Kernel Site Parameters [XUSITEPARM]   |
|                                   | Error Trap Param Edit [XUER EDIT PARAMS]   |
|                                   | IMF edit [XUMF IMF ADD EDIT]<br>**UNAVAILABLE**<br>**LOCKED: XUMF INSTITUTION**        |
|                                   | Institution DEA# edit [XU-INSTITUTION-DEA]   |



```

----- Clear XWB Log
Files [XWB LOG
CLEAR]

----- Debug Parameter
Edit [XWB DEBUG
EDIT]

----- View XWB Log
[XWB LOG VIEW]

----- User Management -----FIND Find a user [XU
Menu [XUOPTUSER] FINDUSER]

-----PXY Proxy User List
[XUSAP PROXY
LIST]

----- List users
[XUSERLIST]

----- Print Sign-on
Log [XUSC LIST]

----- Proxy
(Connector)
Detail Report
[XUSAP PROXY
CONN DETAIL ALL]

----- Proxy
(Connector)
Inquire [XUSAP
PROXY CONN
DETAIL INQ]

----- Release user
[XUSERREL]

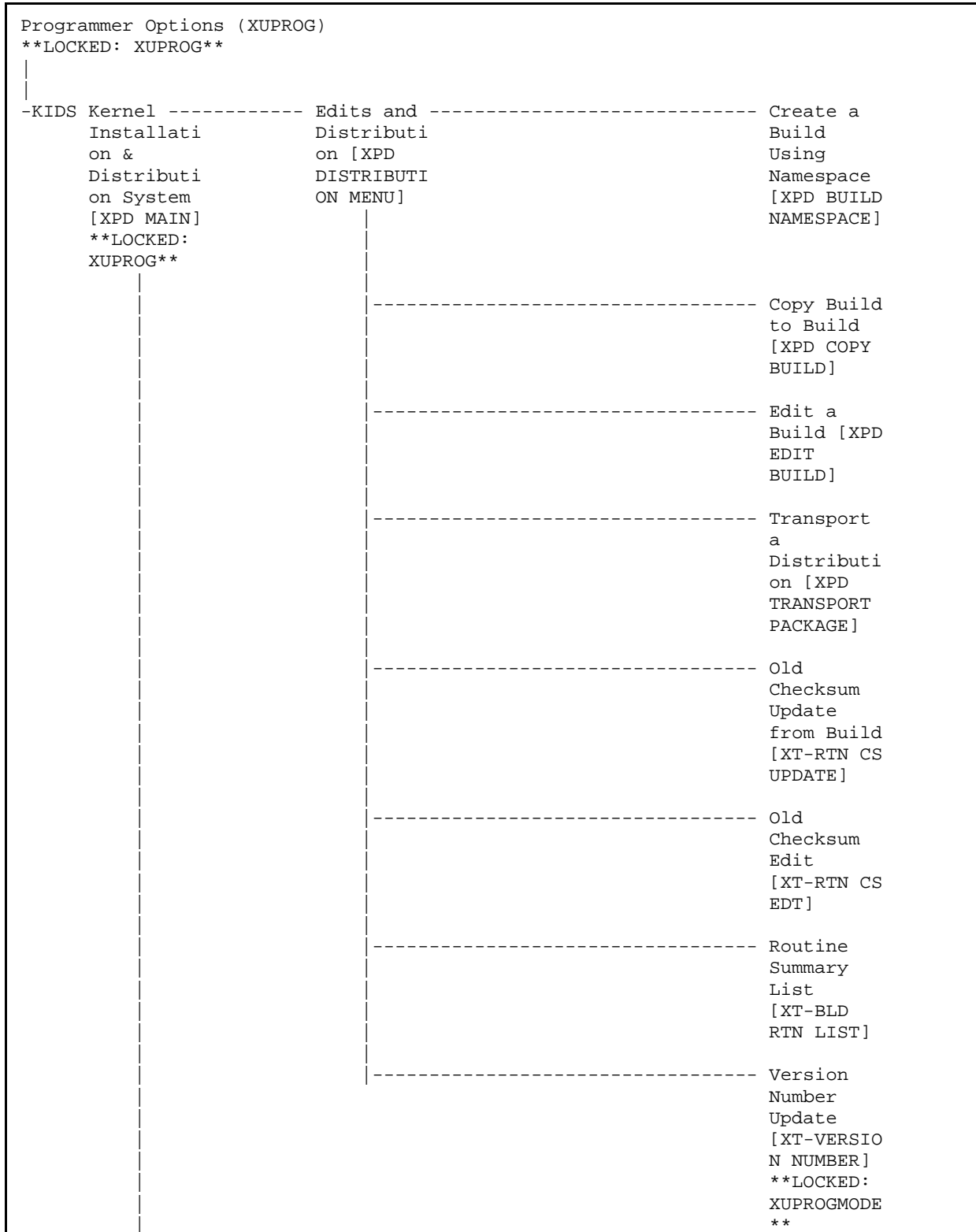
----- User Inquiry
[XUSERINQ]

----- User Status
Report
[XUSERSTATUS]

```

## 5.2.7 XUPROG

Figure 11: XUPROG—Menu Tree Diagram: Sample from OAKTST “Gold” Account



Utilities  
[XPD  
UTILITY]

Build File  
Print [XPD  
PRINT  
BUILD]

Install  
File Print  
[XPD PRINT  
INSTALL  
FILE]

Edit  
Install  
Status  
[XPD EDIT  
INSTALL]

Convert  
Loaded  
Package  
for  
Redistribu  
tion [XPD  
CONVERT  
PACKAGE]

Display  
Patches  
for a  
Package  
[XPD PRINT  
PACKAGE  
PATCHES]

Purge  
Build or  
Install  
Files [XPD  
PURGE  
FILE]

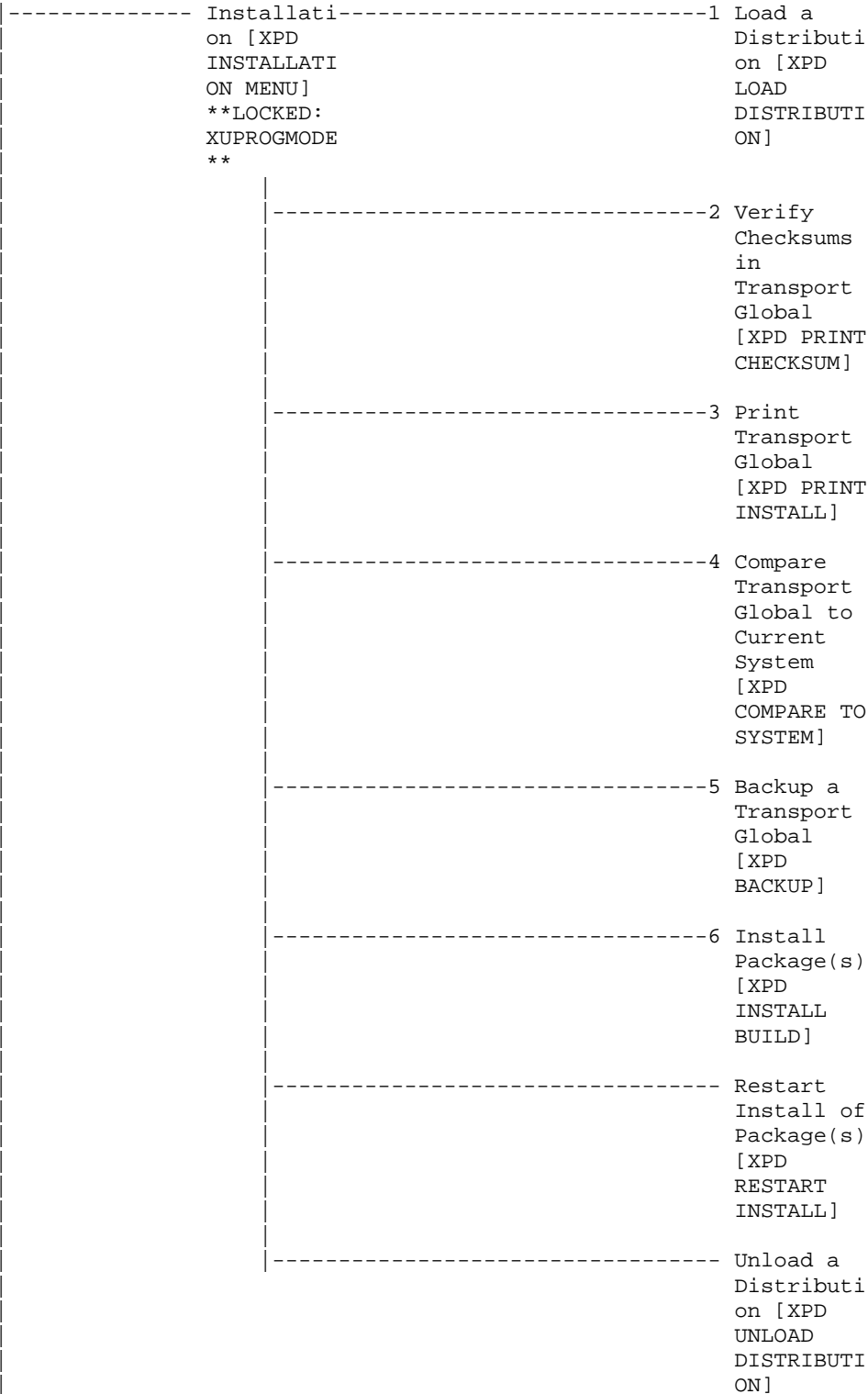
Rollup  
Patches  
into a  
Build [XPD  
ROLLUP  
PATCHES]

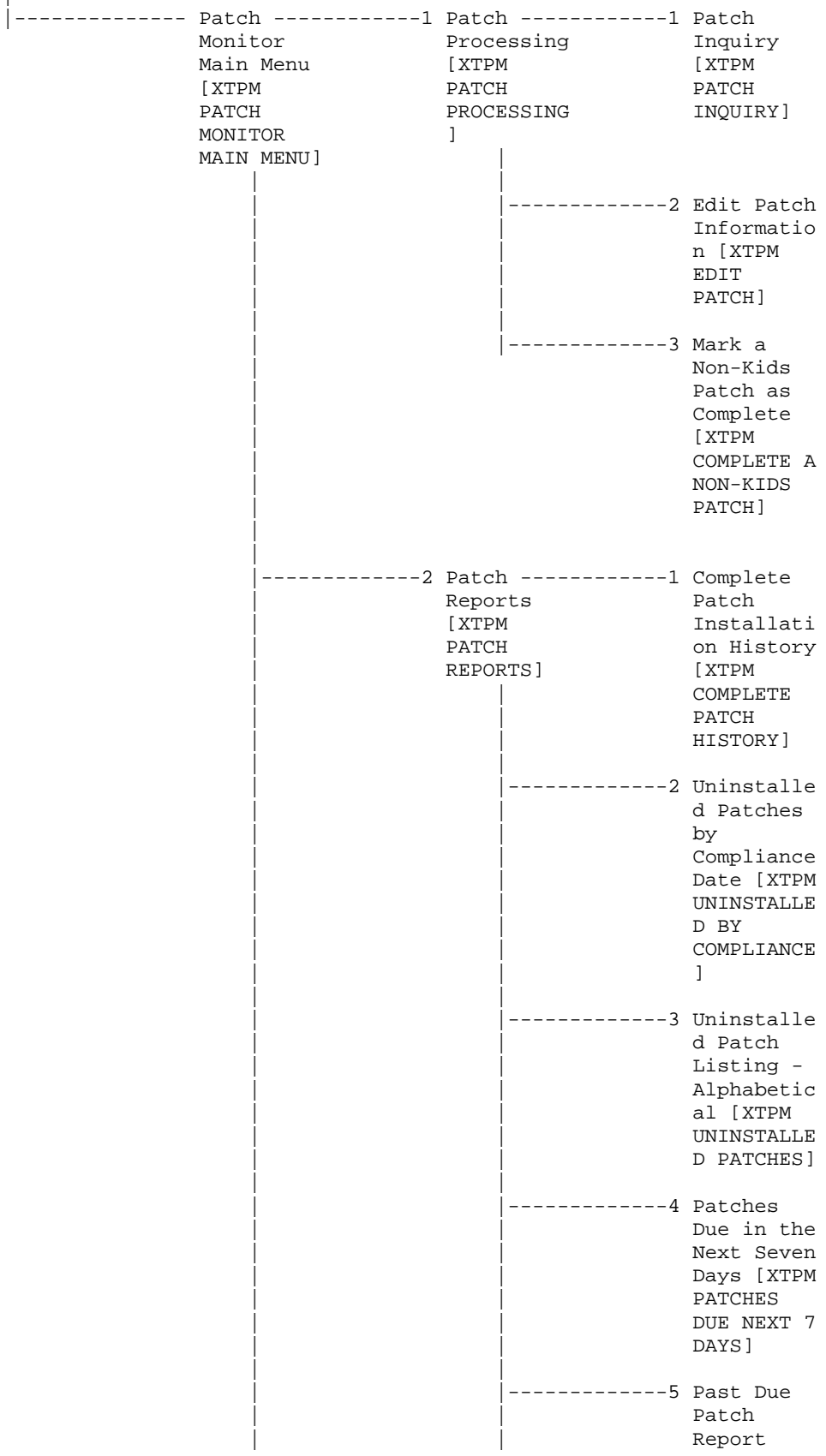
Update  
Routine  
File [XPD  
ROUTINE  
UPDATE]

Verify a  
Build [XPD  
VERIFY  
BUILD]

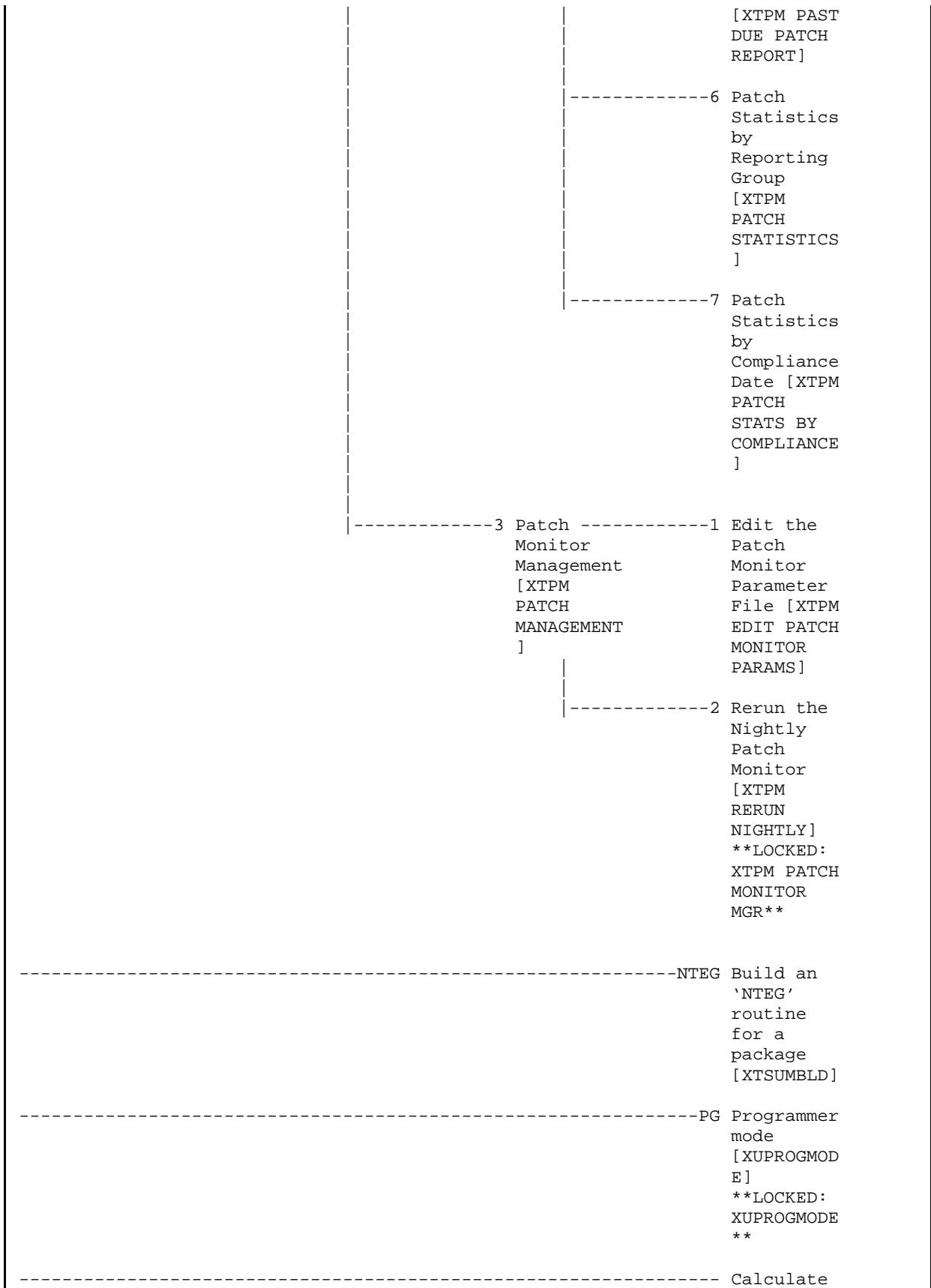
Verify  
Package

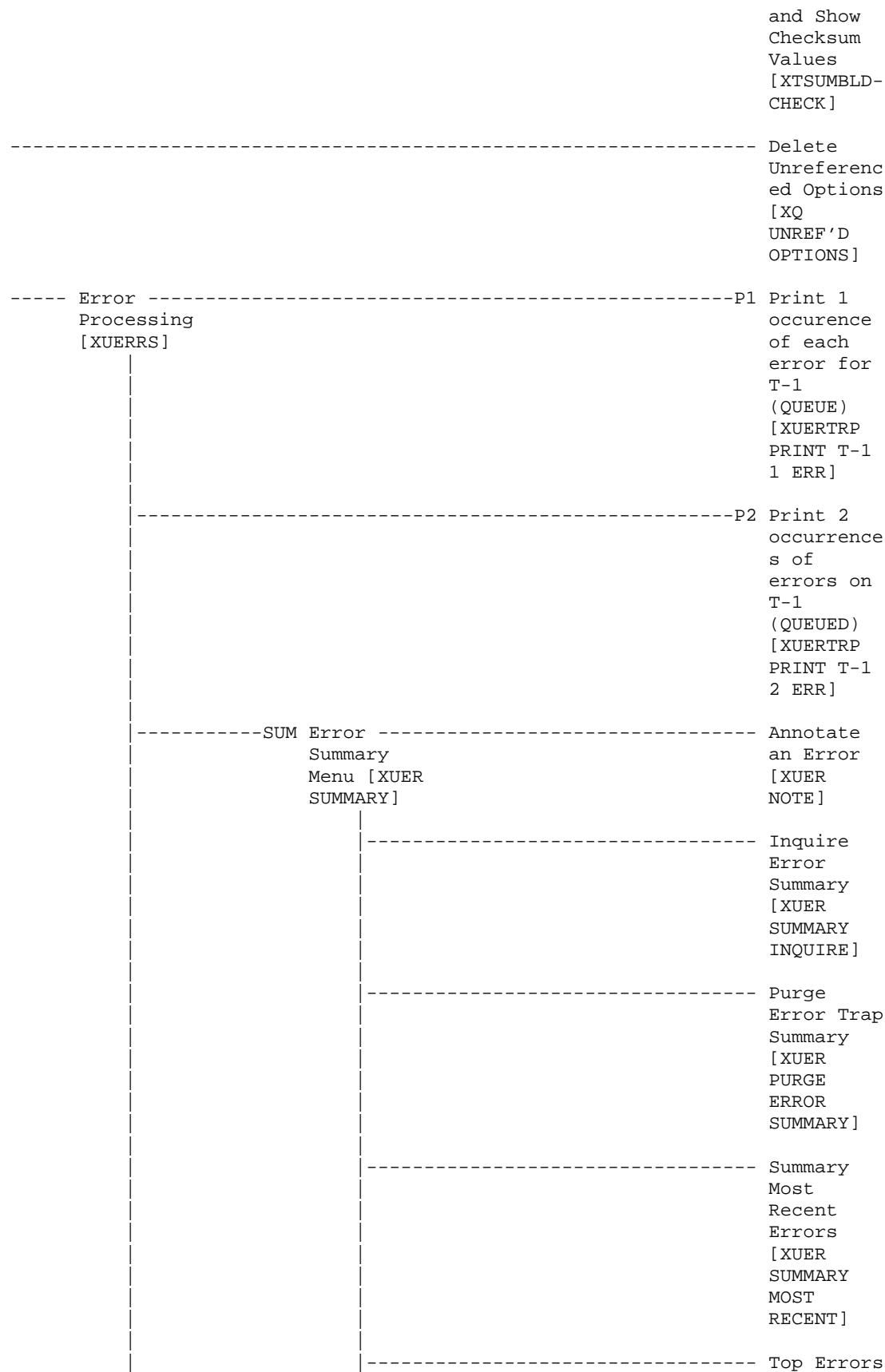
Integrity  
[XPD  
VERIFY  
INTEGRITY]

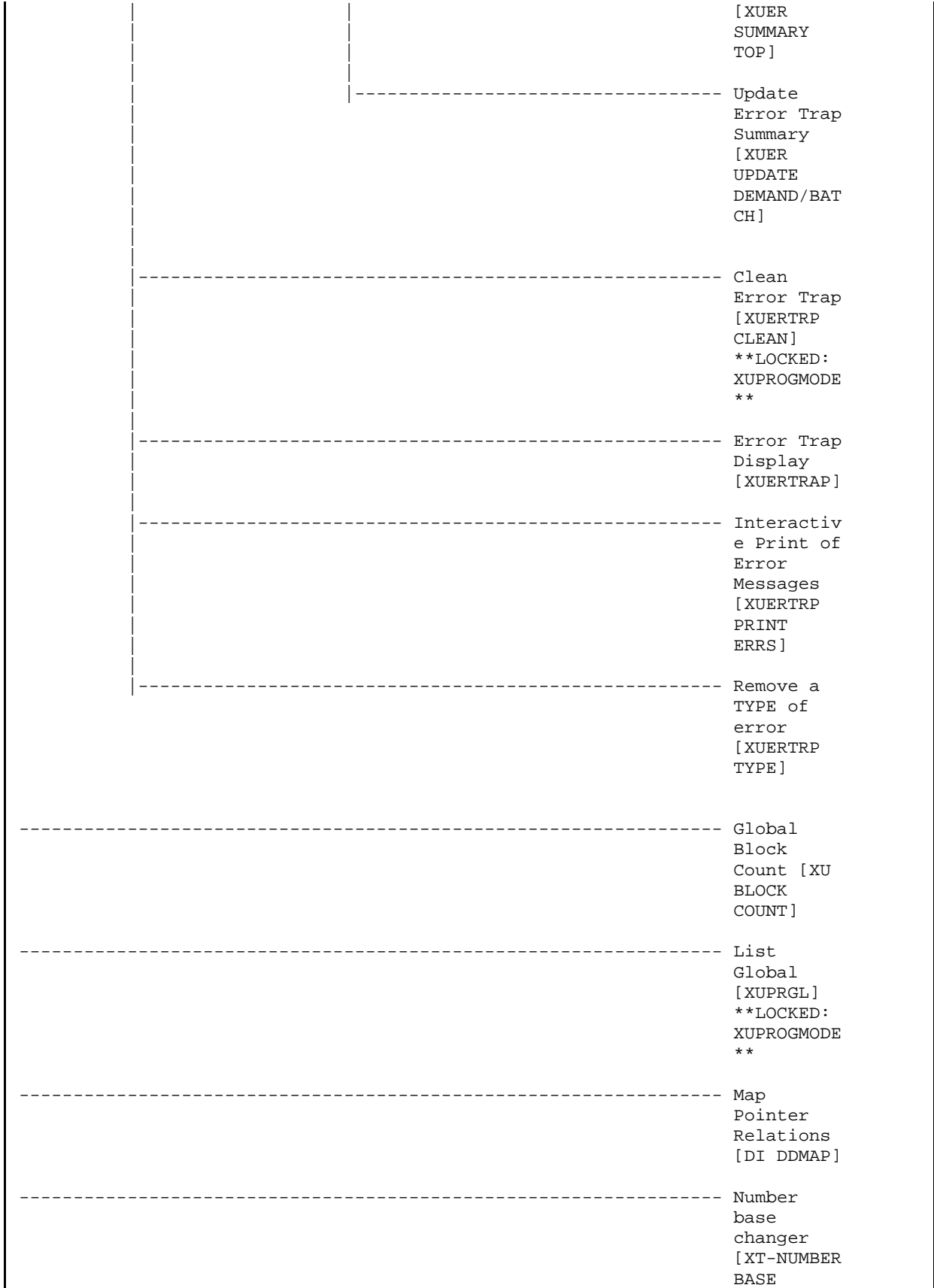












|  |   |
|--|---|
|  | CHANGER]<br>**LOCKED:<br>XUPROGMode<br>**                                       |
| ----- Routine -----<br>Tools<br>[XUPR-ROUT<br>INE-TOOLS] | %Index of<br>Routines<br>[XUINDEX]  |
| -----  | Check<br>Routines<br>on Other<br>CPUs [XUPR<br>RTN<br>CHKSUM]                   |
| -----  | Compare<br>local/nati<br>onal<br>checksums<br>report [XU<br>CHECKSUM<br>REPORT] |
| -----  | Compare<br>routines<br>on tape to<br>disk<br>[XUPR-RTN-<br>TAPE-CMP]            |
| -----  | Compare<br>two<br>routines<br>[XT-ROUTIN<br>E COMPARE]                          |
| -----  | Delete<br>Routines<br>[XTRDEL]<br>**LOCKED:<br>XUPROGMode<br>**                 |
| -----  | First Line<br>Routine<br>Print [XU<br>FIRST LINE<br>PRINT]                      |
| -----  | Flow Chart<br>Entire<br>Routine<br>[XTFCR]                                      |
| -----  | Flow Chart<br>from Entry<br>Point<br>[XTFCE]                                    |
| -----  | Group<br>Routine  |

Edit  
[XTRGRPE]  
\*\*LOCKED:  
XUPROGMode  
\*\*

-----  
Input  
routines  
[XURoutine  
IN]  
\*\*LOCKED:  
XUPROG\*\*

-----  
List  
Routines  
[XUPRROU]

-----  
Load/refre  
sh  
checksum  
values  
into  
ROUTINE  
file [XU  
CHECKSUM  
LOAD]

-----  
Output  
routines  
[XURoutine  
OUT]

-----  
Routine  
Edit [XUPR  
RTN EDIT]  
\*\*LOCKED:  
XUPROGMode  
\*\*

-----  
Routines  
by Patch  
Number  
[XUPR RTN  
PATCH]

-----  
Variable  
changer  
[XT-VARIAB  
LE  
CHANGER]  
\*\*LOCKED:  
XUPROGMode  
\*\*

-----  
Version  
Number  
Update  
[XT-VERSIO  
N NUMBER]  
\*\*LOCKED:  
XUPROGMode  
\*\*

```

----- Test an
option not
in your
menu
[XT-OPTION
TEST]
**LOCKED:
XUMGR**

----- Verifier ----- Update
Tools Menu with
[XTV MENU] [XTVR
UPDATE]

----- Routine
Compare -
Current
with
Previous
[XTVR
COMPARE]

----- Accumulate
Globals
for
Package
[XTVG
UPDATE]

----- Edit
Verificati
on Package
File [XTV
EDIT VERIF
PACKAGE]

----- Global
Compare
for
selected
package
[XTVG
COMPARE]

----- Last
Routine
Change
Date
Recorded
[XTVR MOST
RECENT
CHANGE
DATE]

----- UNDO Edits
(Restore
to Older
Version of
Routine)
[XTVR

```

RESTORE  
PREV  
ROUTINE ]

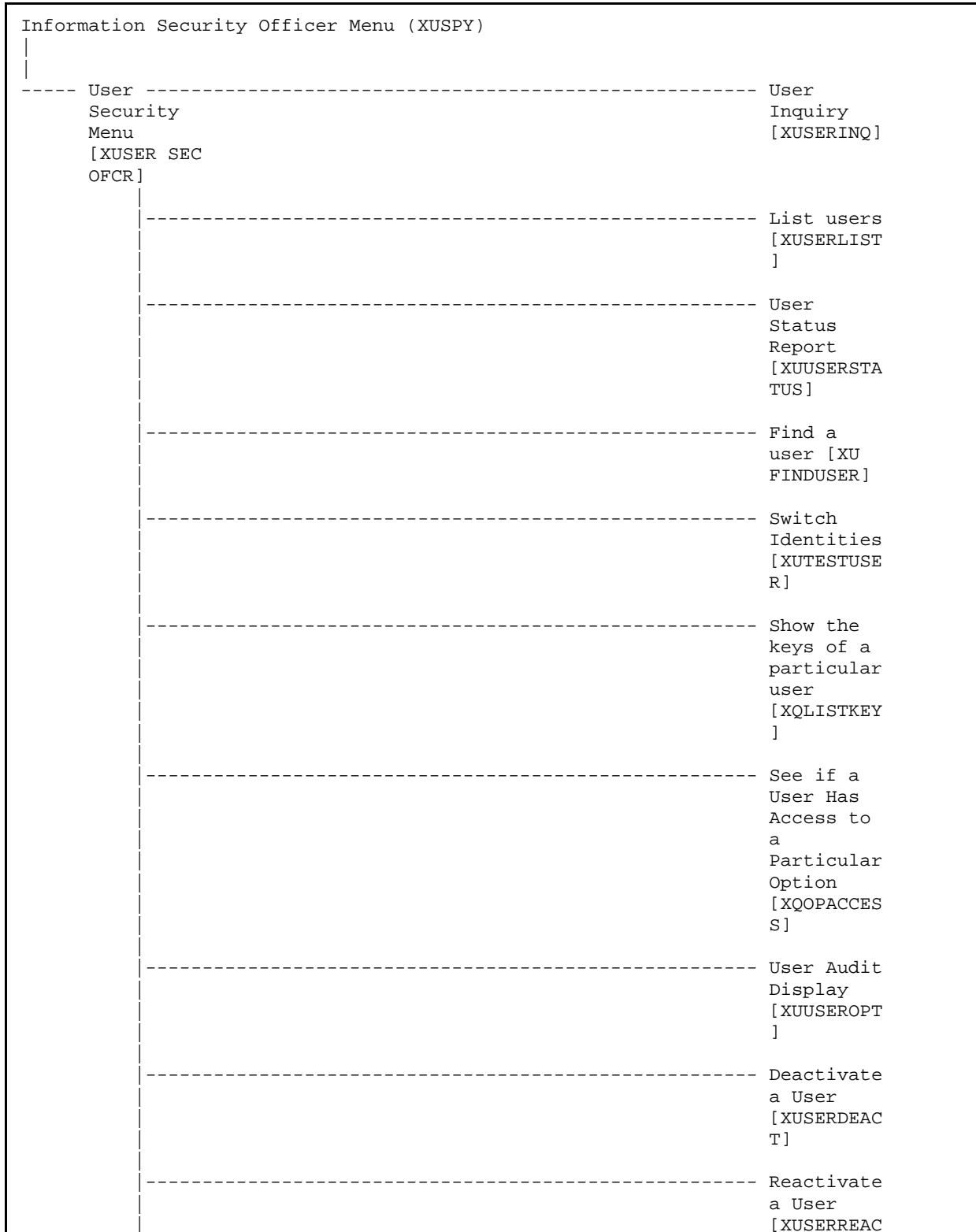
## 5.2.8 XU-SPL-MGR

**Figure 12: XU-SPL-MGR—Menu Tree Diagram: Sample from OAKTST “Gold” Account**

```
Spool Management (XU-SPL-MGR)
|
|----- Delete A Spool Document
|           [XU-SPL-DELETE]
|
|----- Edit User's Spooler Access
|           [XU-SPL-USER]
|
|----- List Spool Documents
|           [XU-SPL-LIST]
|
|----- Print A Spool Document
|           [XU-SPL-PRINT]
|
|----- Spooler Site Parameters Edit
|           [XU-SPL-SITE]
```

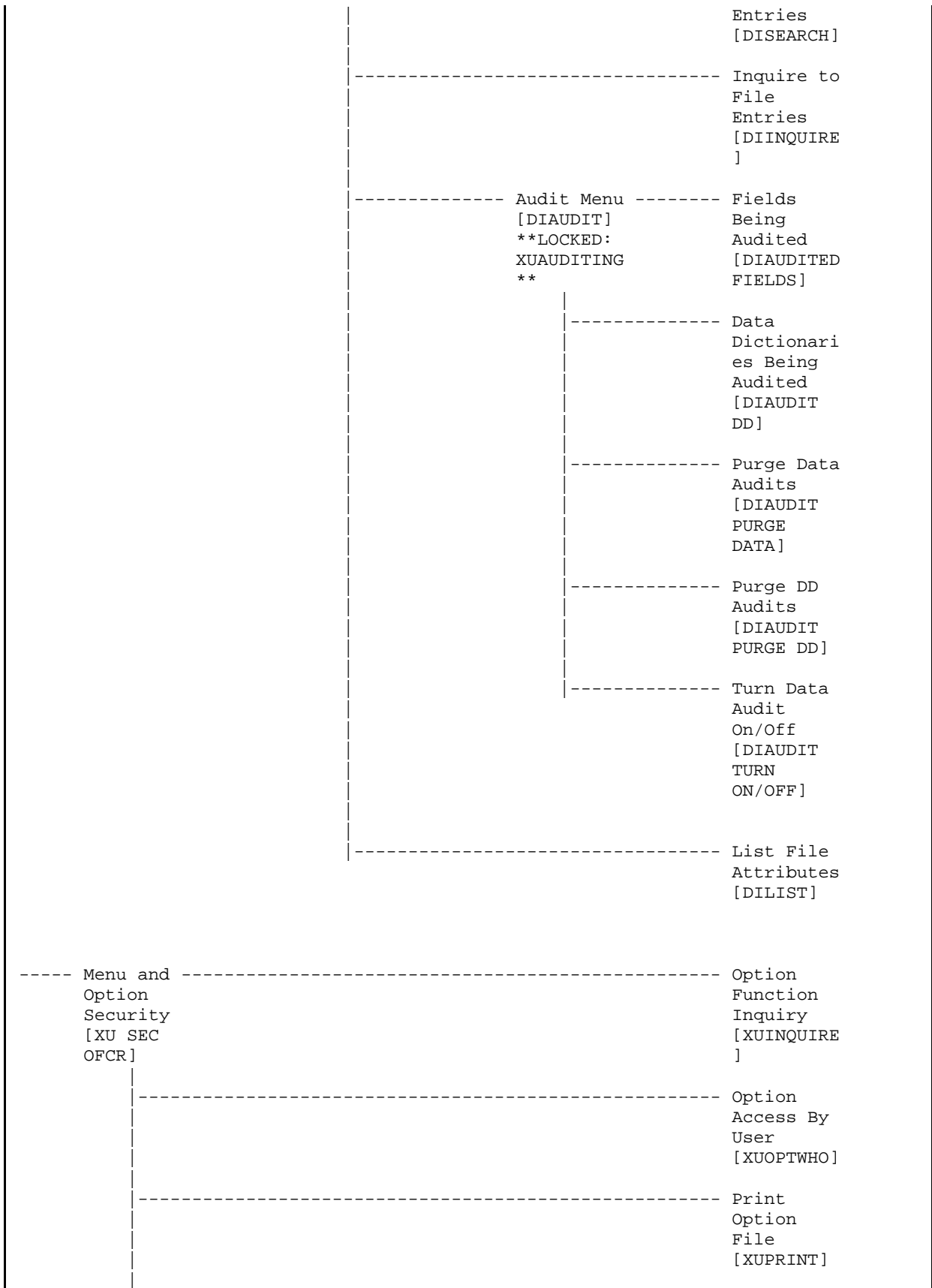
## 5.2.9 XUSPY

Figure 13: XUSPY—Menu Tree Diagram: Sample from OAKTST “Gold” Account

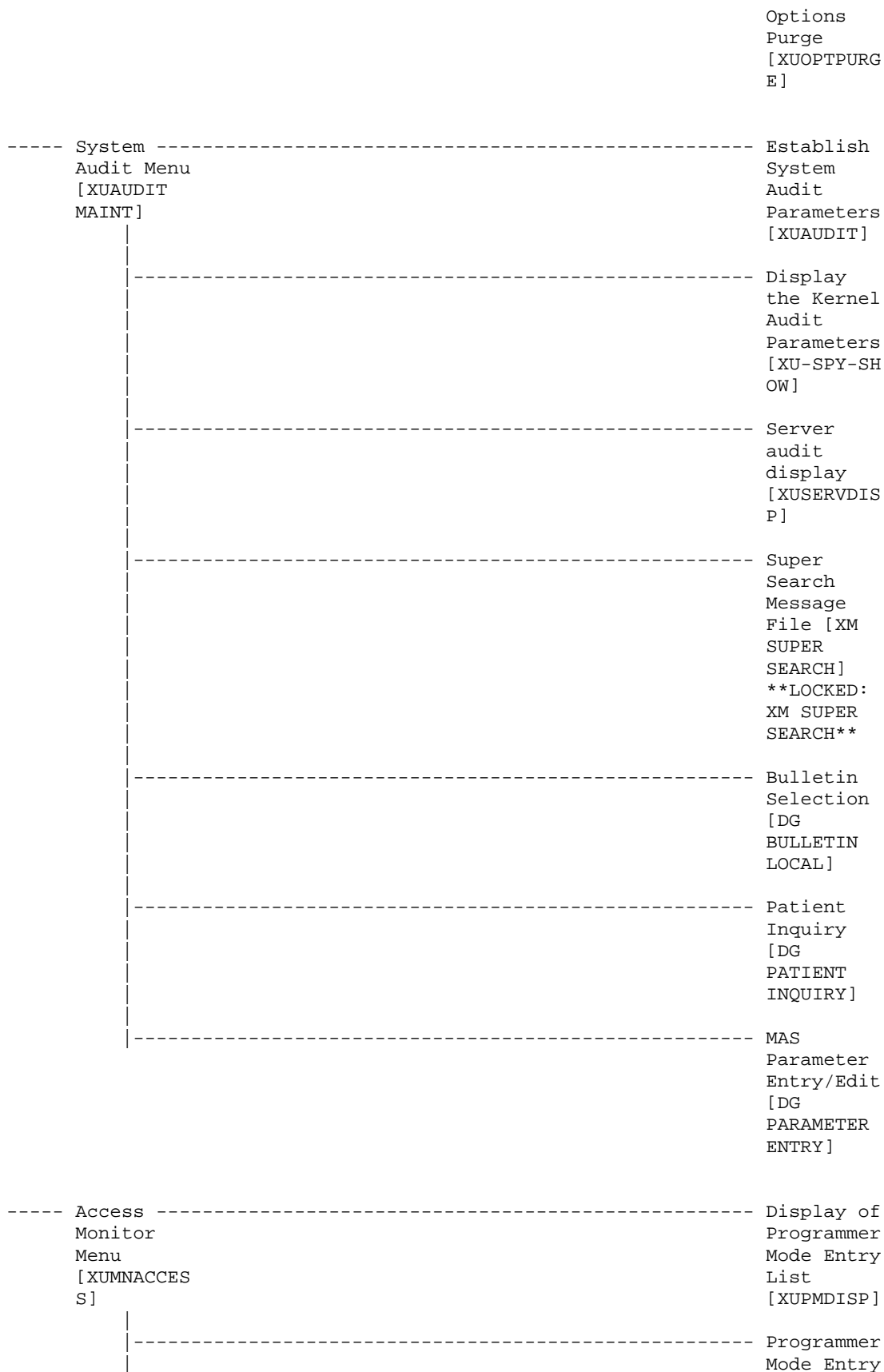




|       |   |   |
|-------|---|---|
|       |   | T]  |
|       | -----   | ISO's<br>Terminated<br>User<br>Report<br>[XUSEC ISO<br>TERMINATIO<br>N REPORT]        |
|       | -----   | Up Arrow<br>Delimited<br>Terminatio<br>n Report<br>[XUSEC UP<br>ARROW TERM<br>REPORT] |
| ----- | Fileman<br>Security<br>Menu<br>[XUFILEACC<br>ESS SEC<br>OFCR] | Inquiry to<br>a User's<br>File<br>Access<br>[XUFILEINQ<br>UIRY]                       |
|       | -----   | List<br>Access to<br>Files by<br>File<br>number<br>[XUFILELIS<br>T]                   |
|       | -----   | Print<br>Users<br>Files<br>[XUFILEPRI<br>NT]  |
|       | -----   | Delete<br>Users'<br>Access to<br>a Set of<br>Files<br>[XUFILESET<br>DELETE]           |
|       | -----   | Single<br>file<br>add/delete<br>for a user<br>[XUFILESIN<br>GLEADD]                   |
| ----- | Fileman<br>Access for<br>the ISO<br>[XUDIACCES<br>S FOR ISO]  | Print File<br>Entries<br>[DIPRINT]  |
|       |   | -----   |
|       |   | Search<br>File  |



|   |  |
|---|--|
|   | Diagram<br>Menus<br>[XUUSERACC<br>]  |
|   | Abbreviate<br>d Menu<br>Diagrams<br>[XUUSERACC<br>2]                       |
|   | Show Users<br>with a<br>Selected<br>primary<br>Menu<br>[XUXREF-2]          |
|   | List users<br>holding a<br>certain<br>key<br>[XQSHOKEY]                    |
|   | Keys For a<br>Given Menu<br>Tree<br>[XQLOCK2]                              |
| Secure<br>Menu<br>Delegation<br>[XQSMD SEC<br>OFCR] | Show a<br>Delegate's<br>Options<br>[XQSMD<br>SHOW]                         |
|   | List<br>Delegated<br>Options<br>and their<br>Users<br>[XQSMD BY<br>OPTION] |
|   | Print All<br>Delegates<br>and their<br>Options<br>[XQSMD BY<br>USER]       |
|   | Option<br>Audit<br>Display<br>[XUOPTDISP<br>]                              |
|   | Audited<br>Options<br>Log<br>[XUOPTLOG]                                    |
|   | Audited  |

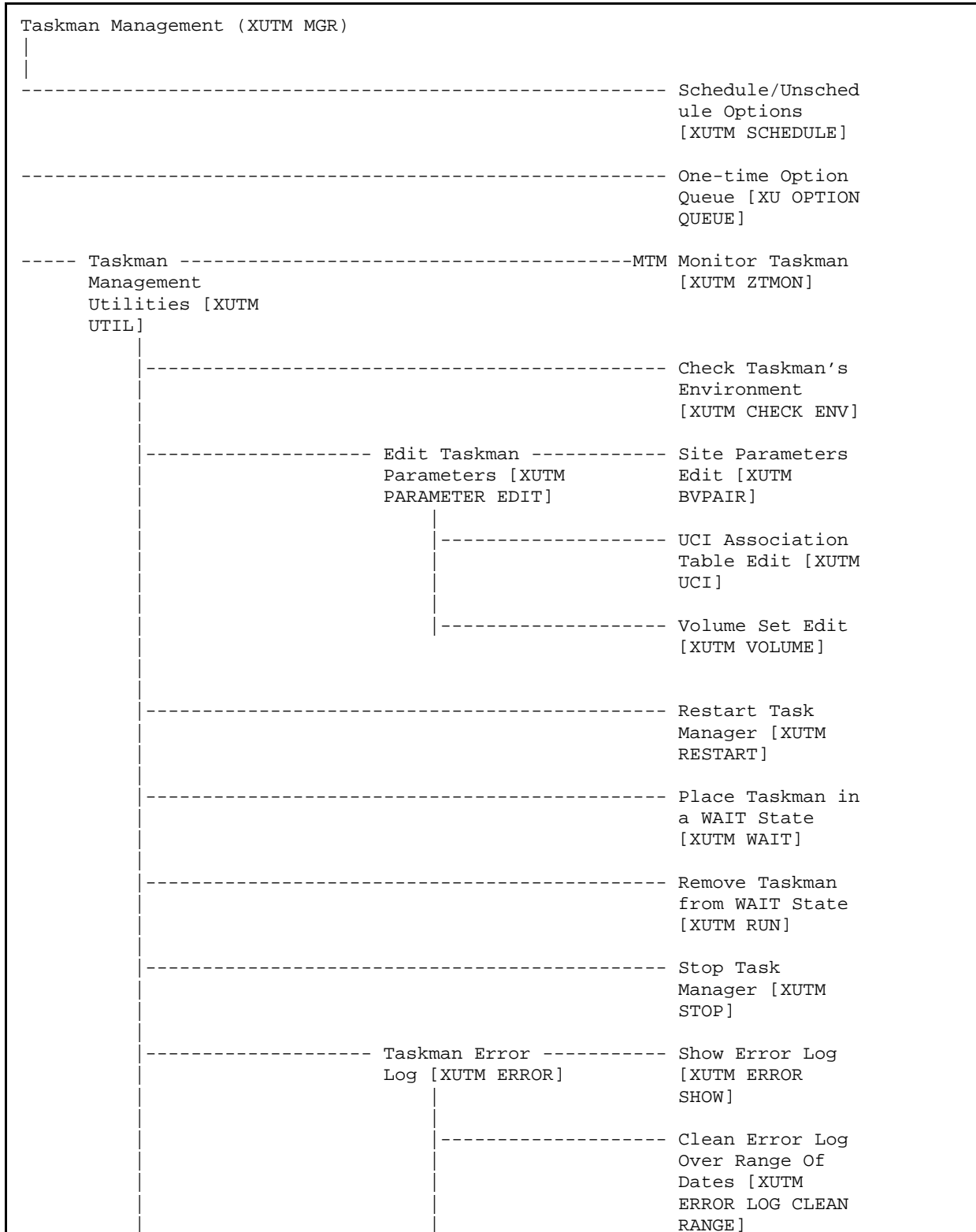


|   |  |  |
|---|--|--|
|   |  | Log Purge<br>[XUPMPURGE<br>]   |
|   |  | Failed<br>Access<br>Attempts<br>Log<br>[XUFAIL]  |
|   |  | Failed<br>Access<br>Attempts<br>Log Purge<br>[XUFPURGE]  |
|   |  | Device<br>Failed<br>Access<br>Attempts<br>[XUFDEV]   |
|   |  | User<br>Failed<br>Access<br>Attempts<br>[XUFDISP]  |
|   |  | Print<br>Sign-on<br>Log [XUSC<br>LIST]   |
|   |  | Direct-mod<br>e<br>Programmer<br>Access<br>Audit<br>[XUPROGAUD<br>]  |
| ----- Security<br>Officer<br>Menu [DG<br>SECURITY<br>OFFICER<br>MENU]<br>**LOCKED:<br>DG<br>SECURITY<br>OFFICER** |  | Display<br>User<br>Access to<br>Patient<br>Record [DG<br>SECURITY<br>DISPLAY<br>LOG]<br>**LOCKED:<br>DG<br>SECURITY<br>OFFICER** |
|   |  | Enter/Edit<br>Patient<br>Security<br>Level [DG<br>SECURITY<br>ENTER/EDIT<br>]<br>**LOCKED:                                       |

|       |   |
|-------|---|
|       | DG<br>SENSITIVITY**   |
| ----- | Purge<br>Non-sensitive<br>Patients<br>from<br>Security<br>Log [DG<br>SECURITY<br>PURGE<br>PATIENTS]<br>**LOCKED:<br>DG<br>SECURITY<br>OFFICER** |
| ----- | Purge<br>Record of<br>User<br>Access<br>from<br>Security<br>Log [DG<br>SECURITY<br>PURGE LOG]<br>**LOCKED:<br>DG<br>SECURITY<br>OFFICER**       |
| ----- | EXP ISO<br>Sensitive<br>Records<br>Report-Export [DG<br>SENSITIVE<br>RCDS<br>RPT-EXPORT<br>]  |
| ----- | FMT ISO<br>Sensitive<br>Records<br>Report-Formatted<br>Report [DG<br>SENSITIVE<br>RCDS<br>RPT-FORMAT<br>]                                       |

## 5.2.10 XUTM MGR

Figure 14: XUTM MGR—Menu Tree Diagram: Sample from OAKTST “Gold” Account



|  |       |   |
|--|-------|---|
|  | ----- | Purge Error Log<br>Of Type Of Error<br>[XUTM ERROR<br>PURGE TYPE] |
|  | ----- | Delete Error Log<br>[XUTM ERROR<br>DELETE]                        |
|  | ----- | List Error<br>Screens [XUTM<br>ERROR SCREEN<br>LIST]              |
|  | ----- | Add Error<br>Screens [XUTM<br>ERROR SCREEN<br>ADD]                |
|  | ----- | Edit Error<br>Screens [XUTM<br>ERROR SCREEN<br>EDIT]              |
|  | ----- | Remove Error<br>Screens [XUTM<br>ERROR SCREEN<br>REMOVE]          |
|  | ----- | Clean Task File<br>[XUTM CLEAN]                                   |
|  | ----- | Change tasks<br>device [XUTM RP]                                  |
|  | ----- | Problem Device<br>Clear [XUTM<br>PROBLEM CLEAR]                   |
|  | ----- | Problem Device<br>report. [XUTM<br>PROBLEM DEVICES]               |
|  | ----- | Repoint waiting<br>tasks to a new<br>port/device<br>[XUTM REPNT]  |
|  | ----- | SYNC flag file<br>control [XUTM<br>SYNC]                          |
|  | ----- | List Tasks [XUTM<br>INQ]  |
|  | ----- | Dequeue Tasks<br>[XUTM DQ]  |
|  | ----- | Requeue Tasks<br>[XUTM REQ]                                       |



```
----- Delete Tasks
[XUTM DEL]

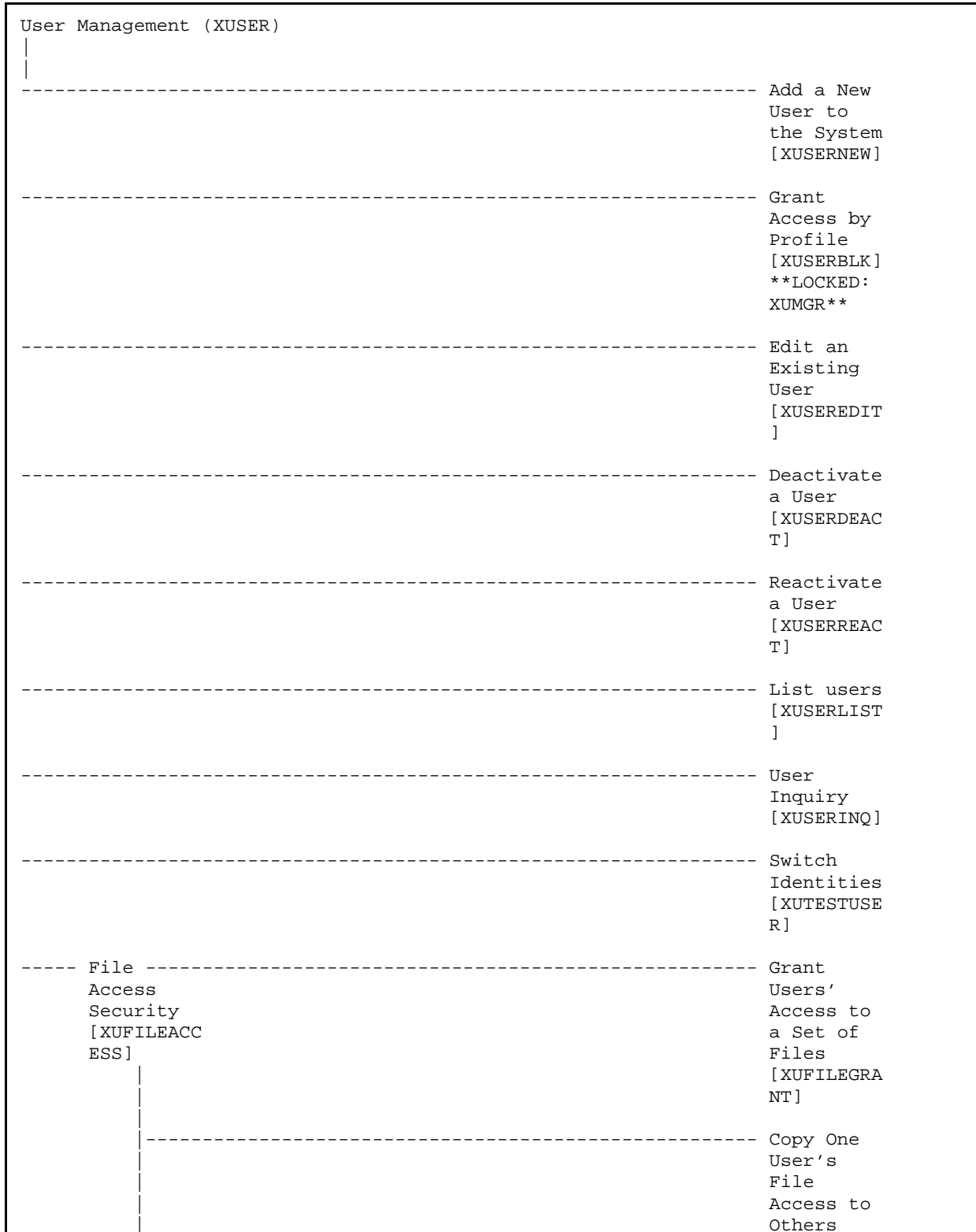
----- Print Options
that are
Scheduled to run
[XUTM BACKGROUND
PRINT]

----- Cleanup Task
List [XUTM TL
CLEAN]

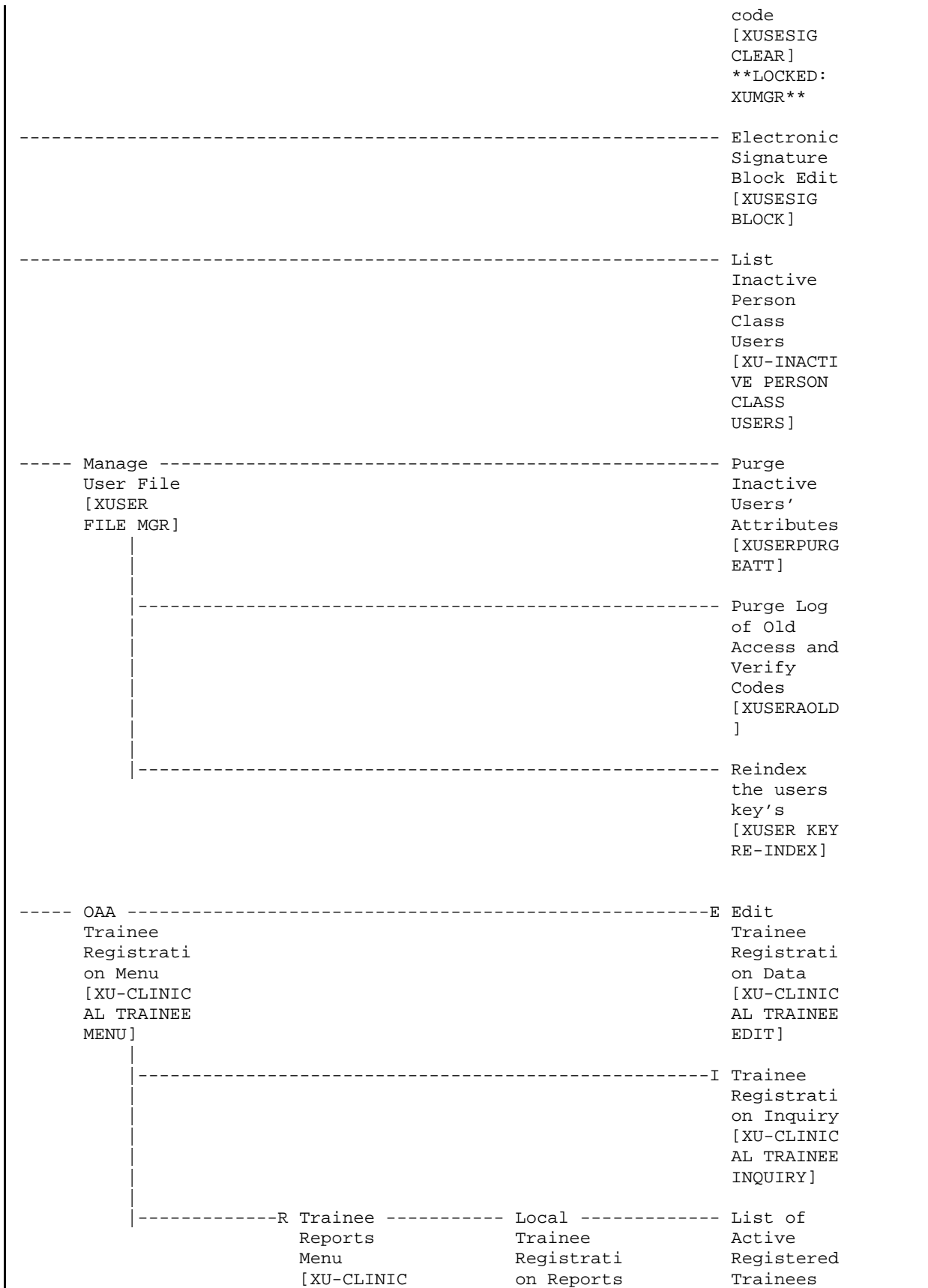
----- Print Options
Recommended for
Queueing [XUTM
BACKGROUND
RECOMMENDED]
```

## 5.2.11 XUSER

Figure 15: XUSER—Menu Tree Diagram: Sample from OAKTST “Gold” Account



|       |  |
|-------|--|
|       | [XUFILECOPY]   |
| ----- | Single file add/delete for a user [XUFILESINGLEADD]      |
| ----- | Inquiry to a User's File Access [XUFILEINQUIRY]          |
| ----- | List Access to Files by File number [XUFILELIST]         |
| ----- | Print Users Files [XUFILEPRINT]                          |
| ----- | Delete Users' Access to a Set of Files [XUFILESETDELETE] |
| ----- | Remove All Access from a Single User [XUFILEREMOVEALL]   |
| ----- | Take away All access to a File [XUFILEDELETE]            |
| ----- | Assign/Delete a File Range [XUFILERANGEASSIGN]           |
| ----- | Clear Electronic signature                               |



AL TRAINEE  
REPORTS]

[XU-CLINIC  
AL LOCAL  
REPORTS]

[XU-CLINIC  
AL ACTIVE  
TRAINEE]

----- List of  
All  
Registered  
Trainees  
[XU-CLINIC  
AL TRAINEE  
LIST]

----- List of  
Inactive  
Registered  
Trainees  
[XU-CLINIC  
AL  
INACTIVE  
TRAINEE]

----- Total  
Count of  
Registered  
Trainees  
[XU-CLINIC  
AL TRAINEE  
DB COUNT]

----- Trainee Transmissi  
on Reports  
to OAA  
[XU-CLINIC  
AL TRANS  
REPORTS]

----- Trainee Transmissi  
on Report  
by Date  
[XU-CLINIC  
AL TRAINEE  
TRANSA]

----- Trainee Transmissi  
on Report  
by Range  
[XU-CLINIC  
AL TRAINEE  
TRANSC]

----- Trainee Transmissi  
on Report  
Selectable  
Items  
[XU-CLINIC  
AL TRAINEE  
TRANSB]

----- Person  
Class Edit  
[XU-PERSON  
CLASS  
EDIT]

----- Reprint  
Access  
agreement  
letter  
[XUSERREPR  
INT]

## 5.2.12 Parent of Queuable Options [ZTMQUEUABLE OPTIONS]

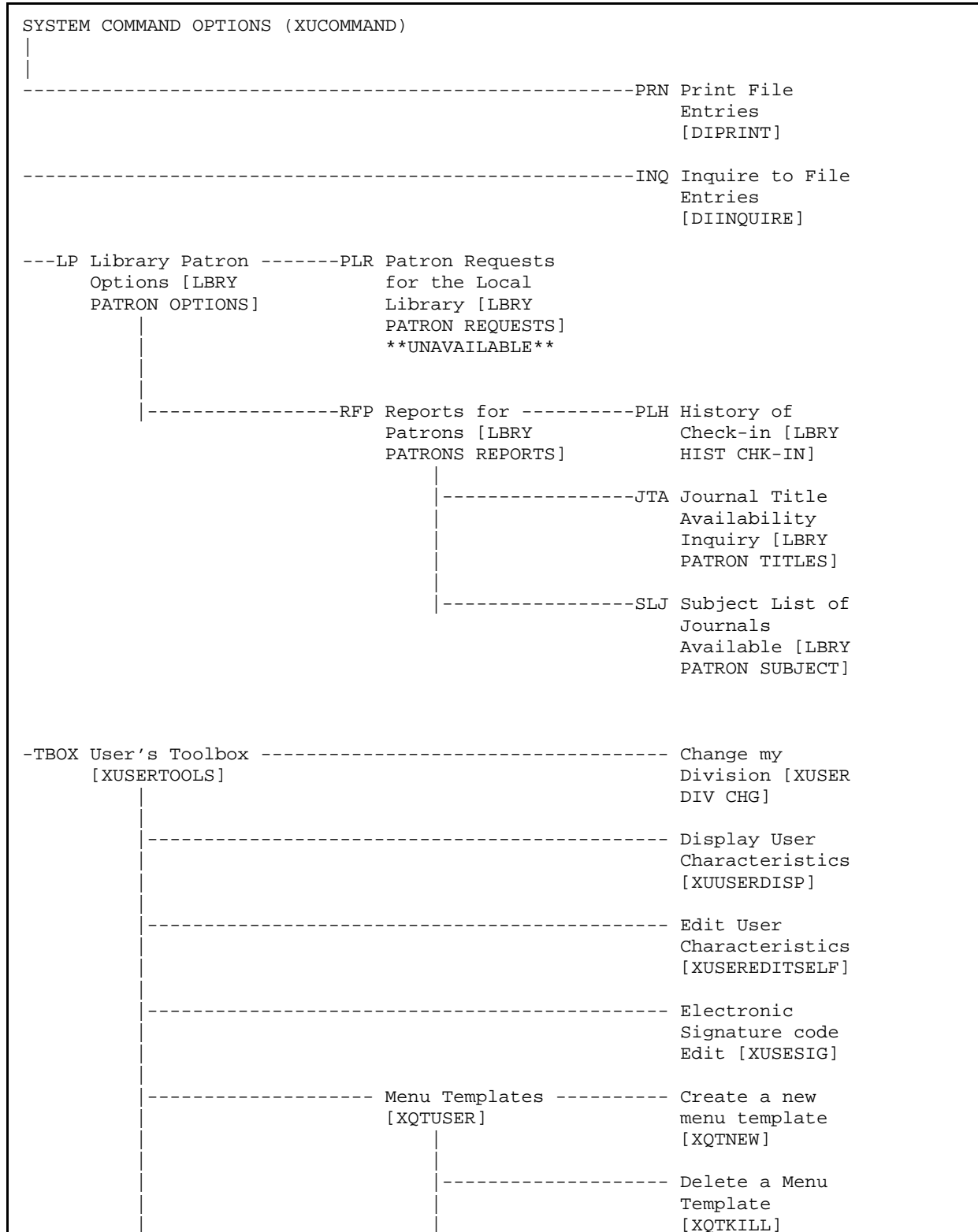
Figure 16: ZTMQUEUABLE OPTIONS—Menu Tree Diagram: Sample from OAKTST “Gold” Account

```
Parent of Queuable Options (ZTMQUEUABLE OPTIONS)
```

```
|
|
|----- Automatic Deactivation of Users
|           [XUAUTODEACTIVATE]
|
|----- Clear all users at startup
|           [XUSER-CLEAR-ALL]
|
|----- Copy the compiled menus from the
|           print server [XU-486 MENU COPY]
|
|----- Error trap Auto clean [XUERTRP
|           AUTO CLEAN]
|
|----- Errors Logged in Alpha/Beta Test
|           (QUEUED) [XQAB ERROR LOG XMIT]
|
|----- Monitor Routines for Changes
|           [XTRMONITOR]
|
|----- Non-interactive Build Primary
|           Menu Trees [XQBUILDTREEQUE]
|
|----- One-time Option Start (Internal
|           Use Only) [XU OPTION START]
|
|----- Print 1 occurrence of each error
|           for T-1 (QUEUE) [XUERTRP PRINT
|           T-1 1 ERR]
|
|----- Print 2 occurrences of errors on
|           T-1 (QUEUED) [XUERTRP PRINT T-1 2
|           ERR]
|
|----- Purge of the %ZUA global.
|           [XUSAZONK]
|
|----- Purge old spool documents
|           [XU-SPL-PURGE]
|
|----- Purge Sign-On log [XUSCZONK]
|
|----- Queuable Task Log Cleanup [XUTM
|           QCLEAN]
|
|----- Unlinked payers notification
|           [IBCNE EIV PAYER LINK NOTIFY]
```

## 5.2.13 SYSTEM COMMAND OPTIONS [XUCOMMAND]

Figure 17: XUCOMMAND—Menu Tree Diagram: Sample from OAKTST “Gold” Account





```

----- List all Menu
Templates
[XQTSHO]

----- Rename a menu
template
[XQTRNAM]

----- Show all options
in a Menu
Template
[XQTLIST]

----- Spooler Menu ----- Allow other
[XU-SPL-MENU]             users access to
                           spool documents
                           [XU-SPL-ALLOW]

----- Browse a Spool
Document
[XU-SPL-BROWSE]

----- Delete A Spool
Document
[XU-SPL-DELETE]

----- List Spool
Documents
[XU-SPL-LIST]

----- Make spool
document into a
mail message
[XU-SPL-MAIL]

----- Print A Spool
Document
[XU-SPL-PRINT]

----- Switch UCI [XU
SWITCH UCI]

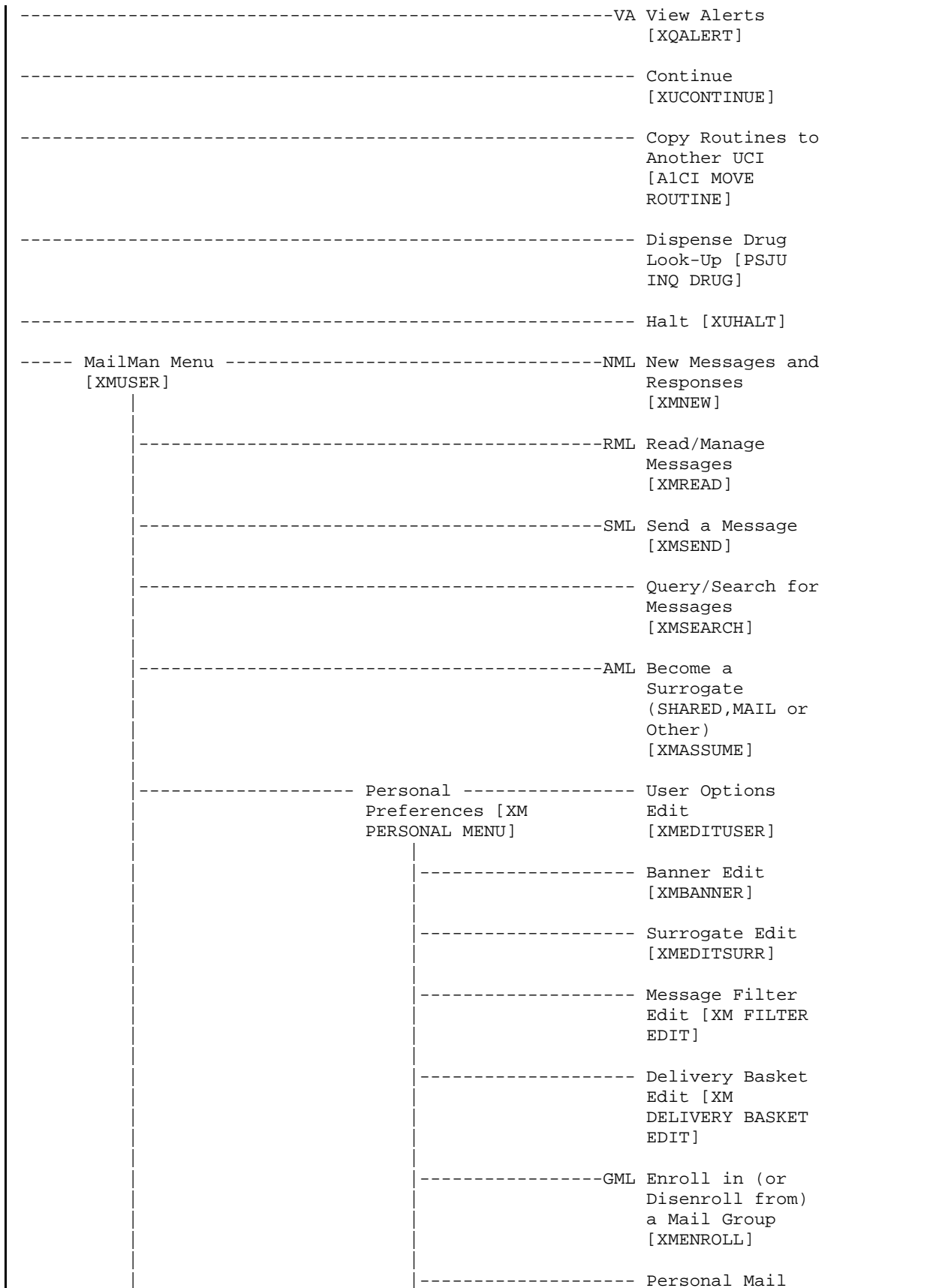
----- TaskMan User
[XUTM USER]

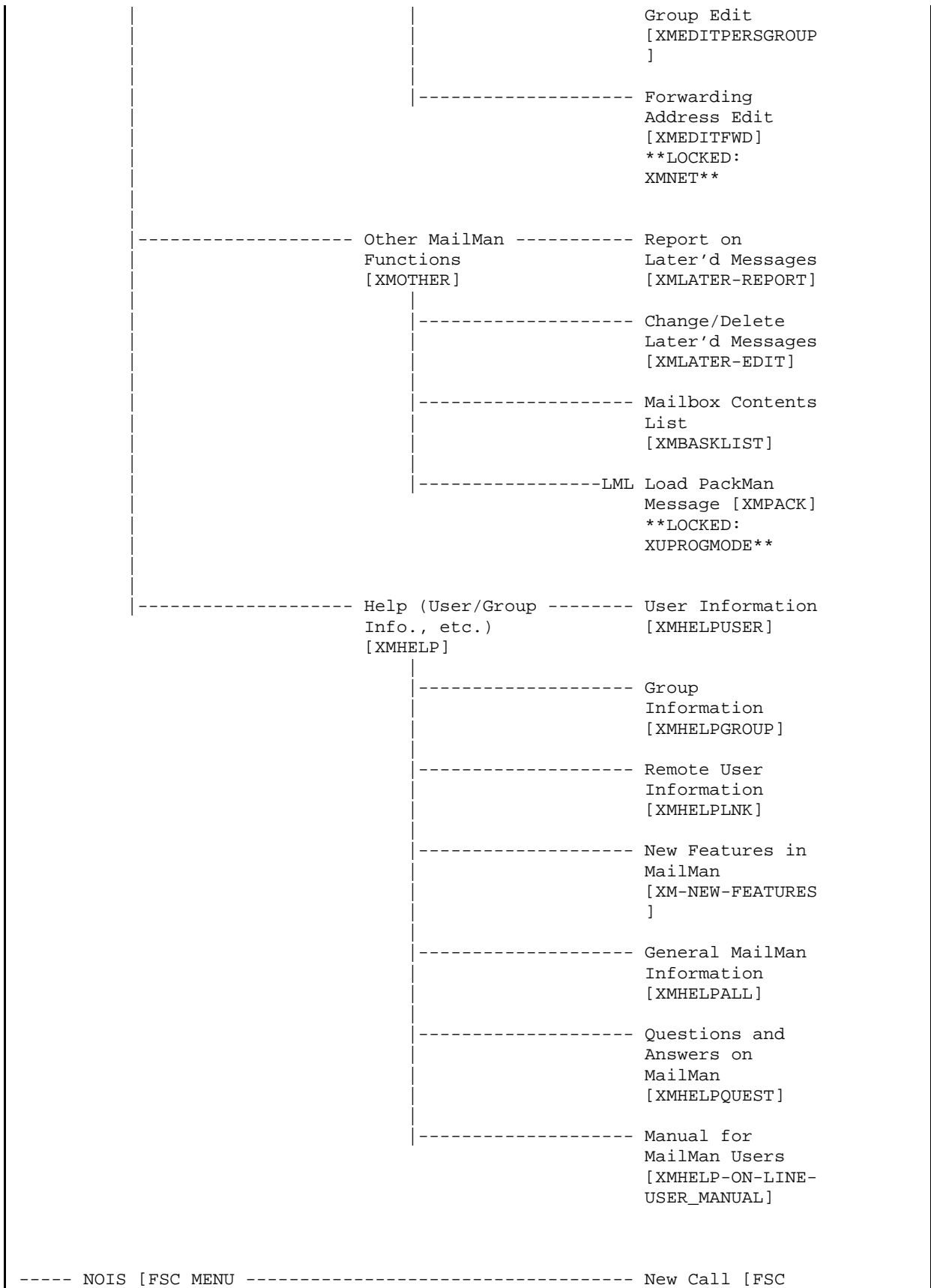
----- User Help
[XUUSERHELP]

--TIU Personal -----1 Personal
Preferences [TIU         Preferences [TIU
PERSONAL                 PERSONAL
PREFERENCE MENU]         PREFERENCES]

-----2 Document List
Management [TIU
PREFERRED
DOCUMENT LIST]

```





|       |   |
|-------|---|
| NOIS] | NEW CALL]   |
| ----- | Edit Call [FSC<br>EDIT CALL]                            |
| ----- | Close Call [FSC<br>CLOSE CALL]                          |
| ----- | View Calls [FSC<br>VIEW CALLS]                          |
| ----- | List Calls [FSC<br>LIST CALLS]                          |
| ----- | Query Calls [FSC<br>QUERY CALLS]                        |
| ----- | Reports [FSC<br>REPORTS]                                |
| ----- | File Setup [FSC<br>FILE SETUP]                          |
| ----- | Schedules/Events<br>[FSC EVENTS]                        |
| ----- | Restart Session<br>[XURELOG]                            |
| ----- | Restore Other<br>Jobs you Own<br>[AICI RJD OWN<br>JOBS] |
| ----- | Swap to TST uci<br>[AICI SUP UCI<br>SWAP]               |
| ----- | Time [XUTIME]   |
| ----- | Where am I?<br>[XUSERWHERE]                             |

## 5.2.14 Extended-Action Options

Table 19: Protocols—Extended-Action Options

| Option            | Description   |
|-------------------|---|
| XU USER SIGN-ON   | This is a protocol option to link other software applications that want to know about a user signon event. The protocols <i>must not</i> READ/WRITE to the screen because it may be doing a GUI signon. They can set text that is displayed to the user by calling <b>SET^XUS1A(string)</b> The first character should be a ! to cause the text to be placed on a new line. <b>DUZ</b> will be defined but other variables may <i>not</i> be. It is called from the <b>XUS1A</b> routine.   |
| XU USER START-UP  | Added with Kernel Patch XU*8.0*593, this is a protocol option used exclusively during a VistA user signon event. Items attached to this option are “ <b>TYPE: action</b> ” options in the OPTION (#19) file, which can be used for software-specific actions that prompt users for input upon VistA signon before their Primary Menu Option is displayed. Unlike the <b>User sign-on event</b> [XU USER SIGN-ON] option, it can provide interactive prompting to users. It is <i>not</i> used for GUI signon. It is called from the <b>XQ12</b> routine.  |
| XU USER TERMINATE | This is a protocol option to link other software applications that want to know about a USER TERMINATE event. Other software can attach to this protocol option and they will be called when a user is terminated. The call is just after the users Access and Verify codes have been removed. <b>DUZ</b> will be the person that is running the terminate option. <b>XUIFN</b> points to the NEW PERSON (#200) file entry that is being terminated. Returns selected File #200 data to <b>XUSR(field name)</b> array for NEW PERSON components. It is called in the <b>XUSTERM</b> routine from the <b>XUSERP</b> routine. |

## 5.2.15 Server Options

Table 20: Options—Server Options

| Option                | Description  |
|-----------------------|--|
| XQAB ERROR LOG SERVER | <p>This server option is used to store data sent by the Errors Logged in Alpha/Beta Test (QUEUED) [XQAB ERROR LOG XMIT] option back to the developing site (usually an OIFO). As a server request to which the mail messages containing data on the types and frequencies of errors associated with a software application in alpha or beta test, this option starts a routine that processes the message contents and stores the data in the XQAB ERRORS LOGGED (#8991.5) file (^XTV(8991.5,...)). The contents of the file can be processed using several options or by the use of VA FileMan directly. The file contains data on the:</p> <ul style="list-style-type: none"> <li>• Type of error.</li> <li>• Routine involved.</li> <li>• Option that was in use at the time of the error.</li> <li>• Date.</li> <li>• Number of errors for that date, by site (and if multiple Error Traps are used at a site, by the VOL,UCI).</li> </ul> |
| XQSCHK                | <p>This server option is used to test other server options by examining the host OPTION (#19) file and returning the data associated with the target server option. A message is sent to the host site with the name of the server option to be examined on the first line of the message.</p>   |
| XQSPING               | <p>This is a PING server option that works like PING under TCP/IP. If you send a message to this sever option it sends it back to you, thereby showing that the network mail channel is open.</p>  |
| XU-PING-SERVER        | <p>This is a PING server option that works like PING under TCP/IP. If you send a message to this server option, it sends it back to you.</p>   |

## 5.2.16 Options Attached to Menus for Other Software

Table 21: Options—Attached to Menus for Other Software

| Option             | Description  |
|--------------------|--|
| XT-KERMIT SPOOL DL | <p>“Download a Spool file entry”; attached to Kernel Toolkit’s <b>Kermit menu</b> [XT-KERMIT MENU] menu.</p> |

## 5.2.17 DEA ePCS Utility

Kernel Patch XU\*8.0\*580 was created in support of the Drug Enforcement Agency (DEA) e-Prescribing of Controlled Substances (ePCS) Utility using Public Key Infrastructure (PKI). The DEA ePCS Utility consists of the following standalone menu and options:

**Table 22: Options—DEA ePCS Utility**

| Option Name               | Description  |
|---------------------------|--|
| XU EPCS UTILITY FUNCTIONS | <p>The <b>ePCS DEA Utility Functions</b> [XU EPCS UTILITY FUNCTIONS] menu is the main menu for the DEA ePCS Utility. This menu includes the following options to print reports and utility functions:</p> <ul style="list-style-type: none"> <li>• <b>Print DEA Expiration Date Null</b> [XU EPCS EXP DATE]</li> <li>• <b>Print DISUSER DEA Expiration Date Null</b> [XU EPCS DISUSER EXP DATE]</li> <li>• <b>Print DEA Expiration Date Expires 30 days</b> [XU EPCS XDATE EXPIRES]</li> <li>• <b>Print DISUSER DEA Expiration Date Expires 30 days</b> [XU EPCS DISUSER XDATE EXPIRES]</li> <li>• <b>Print Prescribers with Privilege</b> [XU EPCS PRIVS]</li> <li>• <b>Print DISUSER Prescribers with Privileges</b> [XU EPCS DISUSER PRIVS]</li> <li>• <b>Print PSDRPH Key Holders</b> [XU EPCS PSDRPH]</li> <li>• <b>Print Setting Parameters Privileges</b> [XU EPCS SET PARMS]</li> <li>• <b>Print Audits for Prescriber Editing</b> [XU EPCS PRINT EDIT AUDIT]</li> <li>• <b>Task Changes to DEA Prescribing Privileges Report</b> [XU EPCS LOGICAL ACCESS]</li> <li>• <b>Task Allocation Audit of PSDRPH Key Report</b> [XU EPCS PSDRPH AUDIT]</li> <li>• <b>Allocate/De-Allocate of PSDRPH Key</b> [XU EPCS PSDRPH KEY]</li> <li>• <b>Edit Facility DEA# and Expiration Date</b> [XU EPCS EDIT DEA# AND XDATE]</li> </ul> |
| XU EPCS EXP DATE          | <p>The <b>Print DEA Expiration Date Null</b> [XU EPCS EXP DATE] option prints all active users with an unpopulated DEA# and DEA EXPIRATION DATE. This option prints the following data:</p> <ul style="list-style-type: none"> <li>• NAME</li> <li>• DEA#</li> <li>• DEA EXPIRATION DATE</li> </ul>  |
| XU EPCS DISUSER EXP DATE  | <p>The <b>Print DISUSER DEA Expiration Date Null</b> [XU EPCS DISUSER EXP DATE] option prints all DISUSERed users with an unpopulated DEA# and DEA EXPIRATION DATE. This option prints the following data:</p>   |

| Option Name                   | Description   |
|-------------------------------|---|
|                               | <ul style="list-style-type: none"> <li>• NAME</li> <li>• DEA#</li> <li>• TERMINATION DATE</li> <li>• DEA EXPIRATION DATE</li> </ul>   |
| XU EPCS XDATE EXPIRES         | <p>The <b>Print DEA Expiration Date Expires 30 days</b> [XU EPCS XDATE EXPIRES] option prints all active users with DEA # and where the DEA EXPIRATION DATE expires within <b>30</b> days. This option prints the following data:</p> <ul style="list-style-type: none"> <li>• NAME</li> <li>• DEA#</li> <li>• DEA EXPIRATION DATE</li> </ul>   |
| XU EPCS DISUSER XDATE EXPIRES | <p>The <b>Print DISUSER DEA Expiration Date Expires 30 days</b> [XU EPCS DISUSER XDATE EXPIRES] option prints all DISUSERed users with DEA # and where the DEA EXPIRATION DATE expires within <b>30</b> days. This option prints the following data:</p> <ul style="list-style-type: none"> <li>• NAME</li> <li>• DEA#</li> <li>• DEA EXPIRATION DATE</li> </ul>  |
| XU EPCS PRIVS                 | <p>The <b>Print Prescribers with Privileges</b> [XU EPCS PRIVS] option prints all active users who have privileges to any of the SCHEDULEs <b>II</b> through <b>V</b> and who have a DEA# or VA#. This option prints the following data:</p> <ul style="list-style-type: none"> <li>• NAME</li> <li>• <b>DUZ</b></li> <li>• DEA#</li> <li>• VA#</li> <li>• SCHEDULESs</li> </ul>  |
| XU EPCS DISUSER PRIVS         | <p>The <b>Print DISUSER Prescribers with Privileges</b> [XU EPCS DISUSER PRIVS] option prints all DISUSERed users who have privileges to any of the SCHEDULEs <b>II</b> through <b>V</b> and who have a DEA# or VA#. This option prints the following data:</p> <ul style="list-style-type: none"> <li>• NAME</li> <li>• <b>DUZ</b></li> <li>• DEA#</li> <li>• TERMINATION DATE</li> <li>• VA#</li> <li>• SCHEDULESs</li> </ul> |
| XU EPCS PSDRPH                | <p>The <b>Print PSDRPH Key Holders</b> [XU EPCS PSDRPH] option prints all active users holding the PSDRPH security key. This report sorts by Division, and within DIVISION, it sorts by NAME.</p>   |



| Option Name              | Description  |
|--------------------------|--|
|                          | This option prints the following data: <ul style="list-style-type: none"> <li>• NAME</li> <li>• <b>DUZ</b></li> <li>• GIVEN BY (Person Who Assigned Key)</li> <li>• DATE GIVEN (Date Assigned)</li> </ul>  |
| XU EPCS SET PARMs        | The <b>Print Setting Parameters Privileges</b> [XU EPCS SET PARMs] option prints all active users holding the XUEPCSEdit security key. This option identifies individuals responsible for setting the parameters.  |
| XU EPCS PRINT EDIT AUDIT | The <b>Print Audits for Prescriber Editing</b> [XU EPCS PRINT EDIT AUDIT] option prints information related to the editing of prescriber information.  |
| XU EPCS LOGICAL ACCESS   | The <b>Task Changes to DEA Prescribing Privileges Report</b> [XU EPCS LOGICAL ACCESS] option prints the setting or change to DEA prescribing privileges related to issuance of a controlled substance prescription.<br><br>This option only prints data from the previous day and with data that has been modified. The data is retrieved from the XUEPCS DATA (#8991.6) file.<br><br>This option should be scheduled to run on a daily basis. |
| XU EPCS PSDRPH AUDIT     | The <b>Task Allocation Audit of PSDRPH Key Report</b> [XU EPCS PSDRPH AUDIT] option prints the allocation of the PSDRPH security key.<br><br>This option only prints data from the previous day and with data that has been modified. The report prints data for the archive XUEPCS PSDRPH AUDIT (#8991.7) file.<br><br>This option should be scheduled to run on a daily basis.   |
| XU EPCS PSDRPH KEY       | The <b>Allocate/De-Allocate of PSDRPH Key</b> [XU EPCS PSDRPH KEY] option allows users to allocate or de-allocate the PSDRPH security key.   |

### 5.3 Options—Listed Alphabetically by Name

Each option listed in this section includes the following information:

- Option Name
- Option Text
- Type
- Routine/Action
- Description (including any lock, entry action, and exit action information).

### 5.3.1 Kernel


The following option namespaces are distributed with Kernel and Kernel Toolkit: “XDR\*,” “XI\*,” “XPAR\*,” “XPD\*,” “XQ\*,” and “XU\*” (listed alphabetically by option name):

**Table 23: Options—Exported Kernel Options**

| Option Name           | Option Text                 | Type        | Routine / Action / RPC / Other (Based on Type) | Description  |
|-----------------------|-----------------------------|-------------|--|--|
| XDR ADD VERIFIED DUPS | Add Verified Duplicate Pair | Run Routine | Routine:<br>XDRMADD                            | This option adds a pair of records that are <i>not</i> already identified as potential or verified duplicates to the DUPLICATE RECORD (#15) file. The pair goes through comparisons (Duplicate Tests). The comparison results in a computed value based on similarity of one record to the other. The resulting value is measured against the Potential Duplicate Threshold Percentage. When the record pair scores evaluate above this percentage, they are considered to be potential duplicates and are placed in the DUPLICATE RECORD (#15) file.<br><br>If the user has the XUMGR security key, the user has the option to bypass the Potential Duplicate Threshold Percentage thereby adding the pair directly to the DUPLICATE RECORD (#15) file. |
| XDR ANCILLARY REVIEW  | Ancillary Data Review       | Run Routine | Routine:<br>XDRMRG0                            | This option is used by the ancillary services to verify potential duplicates. This option is used when a user is   |

| Option Name                    | Option Text                                       | Type        | Routine / Action / RPC / Other (Based on Type)                   | Description  |
|--------------------------------|---|-------------|--|--|
|                                |   |             |  | <i>not</i> notified by an alert.   |
| XDR APPROVE FOR MERGE          | Approve verified duplicates for merging           | Run Routine | Routine:<br>APPROVE^XDRM ERGA                                    | This option is used by the coordinator or team responsible for Duplicate Resolution to give final approval for selected duplicate pairs to be included in the next merge process.  |
| XDR AUTO MERGE                 | Automatically Merge all Ready Verified Duplicates | Action      | Entry Action:<br>S<br>XDRM("AUTO")=""<br>D EN1^XDRMAIN K<br>XDRM | This option is used to non-interactively merge all verified duplicate pairs that are ready to be merged. This option may take some time, depending on how many verified duplicate pairs there are to be merged.  |
| XDR CHECK MERGE PROCESS STATUS | Check Merge Process Status (reverse order)        | Run Routine | Routine:<br>CHECK^XDRMER G2                                      | This option indicates the status of a selected merge process (or all of them) displaying the information provided by the last checkpoint during its operation. This information includes the file that is being processed, which stage it is in, and the last internal entry processed.<br><br>Kernel Toolkit Patch XT*7.3*46 reversed the order of printing from last to first. |
| XDR CHECK PAIR                 | Check Pair of Records to see if Duplicates        | Run Routine | Routine:<br>XDRDCOMP   | This option allows the input of two records, and then run them through the Duplicate Resolution software to see what their Match Score would be. It does <i>not</i> add records to the DUPLICATE RECORD  |

| Option Name                | Option Text                  | Type        | Routine / Action / RPC / Other (Based on Type) | Description   |
|----------------------------|------------------------------|-------------|--|---|
|                            |                              |             |  | (#15) file.   |
| XDR DISPLAY SEARCH STATUS  | Display Search Status        | Run Routine | Routine:<br>XDRDSTAT                           | <p>This option displays the status of a selected search for duplicates. It is locked with the XDR security key.</p> <p>The status can be any of the following:</p> <ul style="list-style-type: none"> <li>• RUNNING</li> <li>• HALTED</li> <li>• ERROE(STOP)</li> <li>• COMPLETED</li> </ul> <p>If you are checking the status to make sure the Duplicate Checking software is running you <i>must</i> make sure that <i>not</i> only is the STATUS stated to be <b>RUNNING</b> but also that the COUNT, which is the number of records that have been checked for duplicates, is also steadily increasing. If the COUNT is <i>not</i> increasing notify your site manager.</p> |
| XDR EDIT DUP RECORD STATUS | Edit Duplicate Record Status | Run Routine | Routine:<br>XDRDEDT                            | <p>This option is used to edit the STATUS (#.03) field of the DUPLICATE RECORD (#15) file entry. It would be used when a pair was identified as Verified Duplicate or Verified Not A Duplicate and you want to change the status back to Potential Duplicate, Unverified.</p>   |
| XDR EDIT DUP RESOLUTION    | Edit Duplicate Resolution    | ScreenMan   |  | <p>This option edits the values used by the Duplicate Resolution</p>  |

| Option Name                   | Option Text                                      | Type        | Routine / Action / RPC / Other (Based on Type)  | Description  |
|-------------------------------|--|-------------|---|--|
| FILE                          | File   |             |   | software for determining whether to add an entry or <i>not</i> . Once you find the sequence of scores that best fit your facility, it is recommended that you do <i>not</i> change these values.   |
| XDR FIND POTENTIAL DUPLICATES | Find Potential Duplicates for an Entry in a File | Run Routine | Routine:<br>XDRDFPD   | This option finds all potential duplicates for an entry in a file. Any potential duplicate pairs are then added to the DUPLICATE RECORD (#15) file. The user is prompted to enter the file and then to select an entry within that file.   |
| XDR MAIN MENU                 | Duplicate Resolution System                      | Menu        | Exit Action:<br>W:\$D(IOF) @IOF K<br>AUPNLK("ALL")<br>Entry Action:<br>W:\$D(IOF) @IOF W<br>!, "Duplicate Resolution System Menu", ! S<br>AUPNLK("ALL")=" " | This is the Duplicate Resolution System main menu. It is locked with the XDR security key. It includes the following options: <ul style="list-style-type: none"> <li>• XDR OPERATIONS MENU</li> <li>• XDR UTILITIES MENU</li> <li>• XDR MANAGER UTILITIES</li> </ul>  <b>REF:</b> For more information on the XDR* options, see the <i>Duplicate Record Merge: Patient Merge</i> documentation located on the VDL at: <a href="http://www.va.gov/vdl/application.as">http://www.va.gov/vdl/application.as</a> |

| Option Name                | Option Text                                   | Type        | Routine / Action / RPC / Other (Based on Type)  | Description  |
|----------------------------|---|-------------|---|--|
|                            |   |             |   | <a href="#">p?appid=2</a>  |
| XDR MANAGER UTILITIES      | Manager Utilities                             | Menu        | Exit Action:<br>W:\$D(IOF) @IOF W<br>!,"Duplicate<br>Resolution System<br>Menu",!<br>Entry Action:<br>W:\$D(IOF) @IOF W<br>!,"Duplicate<br>Manager Utilities<br>Menu",! | This menu controls access to various manager utilities. These utilities include: Automatically merging ready to merge duplicates, Editing the DUPLICATE RESOLUTION (#15.1) file, and Purging the DUPLICATE RECORD (#15) File. This option is locked with the XDRMGR security key. It includes the following options: <ul style="list-style-type: none"> <li>• XDR EDIT DUP RESOLUTION FILE</li> <li>• XDR PRELIMINARY SCAN</li> <li>• XDR PRELIMINARY SCAN LIST</li> <li>• XDR SEARCH ALL</li> <li>• XDR MERGE READY DUPLICATES</li> <li>• XDR STOP MERGE PROCESS</li> <li>• XDR RESTART MERGE PROCESS</li> <li>• XDR PURGE</li> <li>• XDR PURGE2</li> </ul> |
| XDR MERGE READY DUPLICATES | Schedule Process to Merge Verified Duplicates | Run Routine | Routine:<br>QUE^XDRMERG0  | This option merges all entries that currently are ready to merge verified duplicate pairs that are <i>not</i> included in another merge process.   |

| Option Name               | Option Text                                      | Type        | Routine / Action / RPC / Other (Based on Type)  | Description  |
|---------------------------|--|-------------|---|--|
| XDR MERGE SELECTED PAIR   | Merge Selected Verified Duplicate Pair           | Run Routine | Routine:<br>EN2^XDRMAIN   | This option is used to select a certain ready to merge verified duplicate pair for merging.  |
| XDR OPERATIONS MENU       | Operations                                       | Menu        | Exit Action:<br>W:\$D(IOF) @IOF W<br>!, "Duplicate Resolution System Menu", !<br>Entry Action:<br>W:\$D(IOF) @IOF W<br>!, "Duplicate Resolution Operations Menu", ! | This menu contains options for running duplicate check searches and verifying and merging duplicate pairs. It includes the following options: <ul style="list-style-type: none"> <li>• XDR DISPLAY SEARCH STATUS</li> <li>• XDR APPROVE FOR MERGE</li> <li>• XDR VERIFY ALL</li> <li>• XDR ANCILLARY REVIEW</li> <li>• XDR CHECK MERGE PROCESS STATUS</li> <li>• XDR STOP MERGE PROCESS</li> </ul> |
| XDR PRELIMINARY SCAN      | Preliminary Scan of File for errors              | Run Routine | Routine:<br>XDRDPREL  | This option scans through a file selected for Duplicate Resolution to check for entries within the file that are missing identifiers (which are presumed to be significant data elements) or have other problems.  |
| XDR PRELIMINARY SCAN LIST | List file entries identified in preliminary scan | Run Routine | Routine:<br>XDRDPRE1  | This option is used to generate a list of those entries in the file that were identified as lacking a zero node, having a bad SSN value, or missing one or more of the   |

| Option Name                  | Option Text                   | Type        | Routine / Action / RPC / Other (Based on Type) | Description  |
|------------------------------|-------------------------------|-------------|--|--|
|                              |                               |             |  | identifiers in the file.   |
| XDR PRINT LIST               | Print List of File Duplicates | Run Routine | Routine: XDRDLIST                              | This option prints a list of file duplicates. You can choose to print potential duplicates, verified ready to merge duplicates, not ready to merge verified duplicates, and merged verified duplicates. You can also choose to print a brief listing or a captioned listing. |
| XDR PURGE                    | Purge Duplicate Record File   | Run Routine | Routine: XDRDPRGE                              | This option is used to purge entries in the DUPLICATE RECORD (#15) file; you can purge just the Potential Duplicates, the Verified Non-Duplicates, or both. This option should only be used by the site manager.   |
| XDR PURGE2                   | Purge Merge Process File      | Run routine | Routine: XDRDPRG2                              | This option is used to purge selected entries in the XDR MERGE PROCESS (#15.2) file. This option should only be used by the site manager.  |
| XDR RESTART MERGE PROCESS    | Restart a merge process       | Run routine | Routine: RESTART^XDRMERGA                      | This option is used to schedule the restart of a merge process at the current time or at some point in the future.   |
| XDR SCAN POSSIBLE DUPLICATES | Scan Possible Duplicates      | Run routine | Routine: XDRDDATA                              | This option provides a rapid scan of possible duplicates by listing the zero node of the PATIENT (#2) file for each individual.<br>If the output is <i>not</i> queued to a printer, then the data will be  |



| Option Name             | Option Text                          | Type        | Routine / Action / RPC / Other (Based on Type)  | Description  |
|-------------------------|--------------------------------------|-------------|---|--|
|                         |                                      |             |   | sent to the VA FileMan Browser for examination.  |
| XDR SEARCH ALL          | Start/Halt Duplicate Search          | Run routine | Routine:<br>XDRDQUE   | This utility searches a selected file for potential duplicates. It provides a choice of two methods. A Basic search starts at the beginning of a file and checks each record against a selected subgroup of potential duplicates. A new search takes records that have been edited and checks them against a select subgroup of records. This is a tasked job that can be started and halted until the entire file has been checked. |
| XDR STOP MERGE PROCESS  | STOP an active merge process         | Run routine | Routine:<br>STOP^XDRMERG<br>A   | This option is used to stop a currently running merge process and any associated threads.  |
| XDR TALLY STATUS FIELDS | Tally STATUS and MERGE STATUS fields | Run routine | Routine:<br>XDRCNT  | This option produces a summary report of how many records are Verified Duplicates, Verified Not Duplicates, or Potential Duplicates, Unverified. The total number of records merged and ready to be merged will be displayed.  |
| XDR UTILITIES MENU      | Utilities                            | Menu        | Exit Action:<br>W:\$D(IOF) @IOF W<br>!,"Duplicate Resolution System Menu",!<br>Entry Action:<br>W:\$D(IOF) @IOF W | This menu gives access to various Duplicate Resolution Utilities. It includes the following options: <ul style="list-style-type: none"> <li>• XDR ADD</li> </ul>   |


| Option Name     | Option Text                       | Type        | Routine / Action / RPC / Other (Based on Type) | Description  |
|-----------------|-----------------------------------|-------------|--|--|
|                 |                                   |             | !, "Duplicate Resolution Utilities Menu", !    | <p>VERIFIED DUPS</p> <ul style="list-style-type: none"> <li>• XDR CHECK MERGE PROCESS STATUS</li> <li>• XDR CHECK PAIR</li> <li>• XDR DISPLAY SEARCH STATUS</li> <li>• XDR EDIT DUP RECORD STATUS</li> <li>• XDR FIND POTENTIAL DUPLICATES</li> <li>• XDR PRINT LIST</li> <li>• XDR SCAN POSSIBLE DUPLICATES</li> <li>• XDR TALLY STATUS FIELDS</li> <li>• XDR VIEW DUPLICATE RECORD</li> </ul>              |
| XDR VALID CHECK | Identify Potential Merge Problems | Run Routine | Routine: EN^XDRDVAL1                           | This option identifies potential merge problems.   |
| XDR VERIFY ALL  | Verify Potential Duplicates       | Run Routine | Routine: XDRDPICK                              | This option is used to mark a potential duplicate as an actual duplicate (or mark a potential duplicate pair as VERIFIED - NOT DUPLICATES). The "from" and "to" records are identified and all top-level PATIENT (#2) file fields resolved, and a bulletin generated informing the Verified Duplicate mail group of the actual duplicate. If there is no interactive package merge that needs to take place, |

| Option Name               | Option Text                                     | Type        | Routine / Action / RPC / Other (Based on Type) | Description   |
|---------------------------|---|-------------|--|---|
|                           |   |             |  | the merge process will also occur.  |
| XDR VERIFY SELECTED PAIR  | Verify Selected Potential Duplicate Pair        | Run routine | Routine:<br>EN3^XDRMAIN                        | This option is used to select a Potential Duplicate pair and verify as either Verified Non-Duplicate or Verified Duplicate. The merge process will then be initiated if there are no package interactive merges that need to occur.   |
| XDR VIEW DUPLICATE RECORD | View Duplicate Record Entries                   | Inquire     |  | This option is used to view Duplicate Record entries in a captioned format.   |
| XIP SYNCHRONIZE COUNTY    | Queueable Synchronize County Multiple With 5.13 | Action      | Entry Action:<br>D DEQUE^XIPSYNC               | This option synchronizes the master COUNTY CODE (#5.13) file and the STATE (#5) file's COUNTY Multiple. No output device is needed. It is recommended that this option have a scheduling frequency of every three months, at a time when little to no patient registration activity will be taking place. |
| XIP ZIP CODE LIST         | ZIP Code List                                   | Print       |  | This option produces a report of selected ZIP codes so that they can be compared to the U.S. Postal Service's website located at: <a href="http://www.usps.com/zip4/citytown.htm">http://www.usps.com/zip4/citytown.htm</a>   |
| XIPMAILSERVER             | Check file 5.13 & file 5                        | Server      | Routine:<br>XIPMAIL                            | This is a server option that checks the COUNTY CODE   |

| Option Name | Option Text               | Type   | Routine / Action / RPC / Other (Based on Type) | Description  |
|-------------|---------------------------|--------|--|--|
|             |                           |        |  | (#5.13) and STATE (#5) files. It also checks the STATE (#5) file for any states that are <i>not</i> recognized by the Corporate Franchise Data Center (CFD).<br>Server Fields: <ul style="list-style-type: none"> <li>• SERVER ACTION: RUN IMMEDIATELY</li> <li>• SERVER MAIL GROUP: XIP SERVER RESPONSE</li> </ul>  |
| XIPSRVR     | Postal Code Update Server | Server | Routine:<br>E1^XIPSRVR                         | This option takes the data contained within a message on FORUM and modifies the POSTAL CODE (#5.12) file as follows: <ul style="list-style-type: none"> <li>• Adds a new postal code</li> <li>• Inactivates the postal code</li> <li>• Edits the postal code</li> </ul> Server Fields: <ul style="list-style-type: none"> <li>• SERVER ACTION: RUN IMMEDIATELY</li> <li>• SERVER AUDIT: NO</li> <li>• SERVER REPLY: NO REPLY</li> <li>• SUPPRESS BULLETIN: YES</li> <li>• SAVE REQUEST: SAVE REQUEST IN POSTMASTER BASKET</li> </ul> |
| XLFIPV      | Convert any               |        |  | (Released with Patch   |


| Option Name           | Option Text                         | Type   | Routine / Action / RPC / Other (Based on Type) | Description   |
|-----------------------|-------------------------------------|--------|--|---|
| CONVERT               | IP address per system settings      |        |  | XU*8.0*605)   |
| XLFIPV FORCEIP4       | Convert any IP address to IPv4      |        |  | (Released with Patch XU*8.0*605)  |
| XLFIPV FORCEIP6       | Convert any IP address to IPv6      |        |  | (Released with Patch XU*8.0*605)  |
| XLFIPV IPV4 IPV6 MENU | IPV—IPv4 and IPv6 Address Tools     | Menu   |  | (Released with Patch XU*8.0*605) It includes the following options: <ul style="list-style-type: none"> <li>• XLFIPV CONVERT</li> <li>• XLFIPV FORCEIP4</li> <li>• XLFIPV FORCEIP6</li> <li>• XLFIPV VALIDATE</li> <li>• XLFIPV VERSION</li> </ul> |
| XLFIPV VALIDATE       | Validate IPv4 and IPv6 address      |        |  | (Released with Patch XU*8.0*605)  |
| XLFIPV VERSION        | Show system settings for IPv6       |        |  | (Released with Patch XU*8.0*605)  |
| XPAR EDIT BY TEMPLATE | Edit Parameter Values with Template | Action | Entry Action:<br>D<br>SELTED^XPAREDT3          | This option prompts for a Parameter template and then uses the selected template to edit parameter values.  |
| XPAR EDIT KEYWORD     | Edit Parameter Definition Keyword   | Edit   |  | This option edits the KEYWORD field in the PARAMETER DEFINITION (#8989.51) file.  |
| XPAR EDIT PARAMETER   | Edit Parameter Values               | Action | Entry Action:<br>D ^XPAREDT                    | This option calls the low-level parameter editor that allows you to edit the values for every parameter. Normally, VistA software applications supply other means of  |

| Option Name           | Option Text                          | Type   | Routine / Action / RPC / Other (Based on Type) | Description  |
|-----------------------|--------------------------------------|--------|--|--|
|                       |                                      |        |  | editing parameters.  |
| XPAR LIST BY ENTITY   | List Values for a Selected Entity    | Action | Entry Action:<br>D<br>ALLENTS^XPARLIST         | This option prompts the user for the entry of an entity (e.g., location, user, etc.) and lists all value instances for that entity.  |
| XPAR LIST BY PACKAGE  | List Values for a Selected Package   | Action | Entry Action:<br>D<br>ALLPKG^XPARLIST          | This option prompts the user for a VistA software application and lists all parameter values for the selected application.   |
| XPAR LIST BY PARAM    | List Values for a Selected Parameter | Action | Entry Action:<br>D<br>ALLPARS^XPARLIST         | This option prompts the user for a parameter (i.e., defined in the PARAMETER DEFINITION [#8989.51] file) and lists all value instances for that parameter.   |
| XPAR LIST BY TEMPLATE | List Values for a Selected Template  | Action | Entry Action:<br>D<br>TMPLT^XPARLIST( )        | This option prompts the user for a Parameter template. Depending on the definition of the template, additional information may be requested, and then the parameter values defined by the template are displayed.  |
| XPAR MENU TOOLS       | General Parameter Tools              | Menu   |  | This menu contains general purpose tools for managing parameters. It includes the following options: <ul style="list-style-type: none"> <li>• XPAR LIST BY PARAM</li> <li>• XPAR LIST BY ENTITY</li> <li>• XPAR LIST BY PACKAGE</li> <li>• XPAR LIST BY</li> </ul> |

| Option Name         | Option Text                    | Type        | Routine / Action / RPC / Other (Based on Type) | Description   |
|---------------------|--------------------------------|-------------|--|---|
|                     |                                |             |  | TEMPLATE <ul style="list-style-type: none"> <li>• XPAR EDIT PARAMETER</li> <li>• XPAR EDIT BY TEMPLATE</li> <li>• XPAR EDIT KEYWORD</li> </ul>  <b>REF:</b> For more information on the XPAR* APIs, see the <i>Parameter Tools Supplement to Patch Description: XT*7.3*26</i> documentation located on the VDL at: <a href="http://www.va.gov/vdl/application.asp?appid=12">http://www.va.gov/vdl/application.asp?appid=12</a> |
| XPD BACKUP          | Backup a Transport Global      | Run Routine | Routine: EN^XPDIB                              | This option creates a MailMan message that will back up all current routines on your system that would be replaced by the packages (VistA M-based software applications) in this Transport Global. Those components that are <i>not</i> routines <i>must</i> be backed up separately if they need to be preserved.  |
| XPD BUILD NAMESPACE | Create a Build Using Namespace | Run Routine | Routine: BUILD^XPDE                            | This option creates a new entry in the BUILD (#9.6) file, and populates the entry using a namespace.  |
| XPD COMPARE         | Compare                        | Run         | Routine:                                       | This option lets you  |

| Option Name           | Option Text                               | Type        | Routine / Action / RPC / Other (Based on Type) | Description   |
|-----------------------|---|-------------|--|---|
| TO SYSTEM             | Transport Global to Current System        | Routine     | XPDCOM   | compare the components of a transport global, which is currently loaded in the <b>XTMP</b> global, to your current system.  |
| XPD CONVERT PACKAGE   | Convert Loaded Package for Redistribution | Run Routine | Routine:<br>EN2^XPDIU                          | This option changes a package (VistA M-based software application) that was loaded on your system, to a package that can be transported in a distribution. The loaded package will be unloaded from your system and deleted from the INSTALL (#9.7) file. A BUILD (#9.6) file entry will be created for this package. You can use the Transport a Distribution option [XPD TRANSPORT PACKAGE] to create a new distribution with this package. |
| XPD COPY BUILD        | Copy Build to Build                       | Run Routine | Routine:<br>COPY^XPDE                          | This option copies one entry in the BUILD (#9.6) file to another.   |
| XPD DISTRIBUTION MENU | Edits and Distribution                    | Menu        |  | This menu contains options to create, edit, and transport a package (VistA M-based software application). It includes the following options: <ul style="list-style-type: none"> <li>• XPD BUILD NAMESPACE</li> <li>• XPD COPY BUILD</li> <li>• XPD EDIT BUILD</li> <li>• XPD TRANSPORT PACKAGE</li> </ul>   |



| Option Name           | Option Text         | Type        | Routine / Action / RPC / Other (Based on Type) | Description  |
|-----------------------|---------------------|-------------|--|--|
|                       |                     |             |  | <ul style="list-style-type: none"> <li>• XT-BLD RTN LIST</li> <li>• XT-VERSION NUMBER</li> <li>• XT-RTN CS EDT</li> <li>• XT-RTN CS UPDATE</li> </ul>  |
| XPD EDIT BUILD        | Edit a Build        | Run Routine | Routine:<br>EDIT^XPDE                          | This option lets you edit BUILD (#9.6) file entries.   |
| XPD EDIT INSTALL      | Edit Install Status | Edit        |  | This option edits the STATUS and the INSTALL COMPLETE TIME fields in the INSTALL (#9.7) file.  |
| XPD INSTALL BUILD     | Install Package(s)  | Run Routine | Routine:<br>EN^XPDI                            | <p>This option starts the install process for all packages (VistA M-based software applications) in a Transport Global that are part of a distribution.</p> <p> <b>NOTE:</b> You <i>must</i> load the distribution <i>before</i> you can use this option to install it.</p> |
| XPD INSTALLATION MENU | Installation        | Menu        |  | <p>This menu contains options to load, install, and restart the install of a KIDS Distribution. It includes the following options:</p> <ul style="list-style-type: none"> <li>• XPD LOAD DISTRIBUTION</li> <li>• XPD PRINT CHECKSUM</li> <li>• XPD PRINT INSTALL</li> <li>• XPD COMPARE TO SYSTEM</li> </ul>   |

| Option Name           | Option Text                               | Type        | Routine / Action / RPC / Other (Based on Type) | Description  |
|-----------------------|---|-------------|--|--|
|                       |   |             |  | <ul style="list-style-type: none"> <li>• XPD BACKUP</li> <li>• XPD INSTALL BUILD</li> <li>• XPD RESTART INSTALL</li> <li>• XPD UNLOAD DISTRIBUTION</li> </ul>  |
| XPD LOAD DISTRIBUTION | Load a Distribution                       | Run Routine | Routine:<br>EN1^XPDIL                          | This option loads a KIDS distribution. A distribution is a Host File Server (HFS) file that contains one or more transport globals.  |
| XPD MAIN              | Kernel Installation & Distribution System | Menu        |  | <p>This menu contains options to prepare a VistA M-based module for distribution and install the module at a site. It includes the following options:</p> <ul style="list-style-type: none"> <li>• XPD DISTRIBUTION MENU</li> <li>• XPD UTILITY</li> <li>• XPD INSTALLATION MENU</li> <li>• XPD AUTOMATIC PATCHING MENU</li> </ul> |
| XPD PRINT BUILD       | Build File Print                          | Run Routine | Routine:<br>EN1^XPDDP                          | This option prints the contents of an entry in the BUILD (#9.6) file.  |
| XPD PRINT CHECKSUM    | Verify Checksums in Transport Global      | Run Routine | Routine:<br>EN1^XPDDCS                         | This option verifies the checksums for the components of a Transport Global and reports any checksums that are incorrect.  |
| XPD PRINT INSTALL     | Print Transport Global                    | Run Routine | Routine:<br>EN2^XPDDP                          | This option lets you print the contents of a Transport Global that is currently loaded in the  |

| Option Name               | Option Text                   | Type        | Routine / Action / RPC / Other (Based on Type) | Description   |
|---------------------------|-------------------------------|-------------|--|---|
|                           |                               |             |  | ^XTMP global.   |
| XPD PRINT INSTALL FILE    | Install File Print            | Run Routine | Routine:<br>EN1^XPDDI                          | This option prints the contents of an entry in the INSTALL (#9.7) file.   |
| XPD PRINT PACKAGE PATCHES | Display Patches for a Package | Run Routine | Routine:<br>EN1^XPDDPCK                        | This option prints all patches installed for a package (VistA M-based software application). It displays the Date Installed and who installed the patches. It optionally prints the description of the patch. All information comes from the PACKAGE (#9.4) file.                             |
| XPD PURGE FILE            | Purge Build or Install Files  | Run Routine | Routine:<br>PURGE^XPDR                         | This option purges entries in the BUILD (#9.6) or INSTALL (#9.7) files. You are prompted for the version numbers to retain.   |
| XPD RESTART INSTALL       | Restart Install of Package(s) | Run Routine | Routine:<br>EN^XPDIR                           | This option restarts the install process for packages (VistA M-based software applications) in a transport global.  |
| XPD ROLLUP PATCHES        | Rollup Patches into a Build   | Run Routine | Routine:<br>EN1^XPDER                          | This option finds all the patches for a package (VistA M-based software application) and adds their BUILD (#9.6) file definition to the package BUILD (#9.6) file definition. This enables you to create a single BUILD (#9.6) file entry that contains the definition for a patched package. |

| Option Name             | Option Text              | Type        | Routine / Action / RPC / Other (Based on Type) | Description  |
|-------------------------|--------------------------|-------------|--|--|
| XPD ROUTINE UPDATE      | Update Routine File      | Run Routine | Routine:<br>UPDT^XPDR                          | This option lets you update the ROUTINE (#9.8) file by adding existing routine names from the current system. You enter the namespaces for the routines being updated and the namespaces of the routines to be excluded from the update. Optionally, this option goes through the ROUTINE (#9.8) file and deletes any local routine names that no longer exist on the system. Any routine listed as national will <i>not</i> be removed from the file. |
| XPD TRANSPORT PACKAGE   | Transport a Distribution | Run Routine | Routine:<br>XPDT                               | This option uses entries in the BUILD (#9.6) file to create a Transport Global to export packages (VistA M-based software applications). If you choose a Host File Server (HFS) file as an output device, the Transport Global is written to the <b>HFS</b> file, creating a distribution. If you do <i>not</i> choose a device, the Transport Global is written to the <b>^XTMP</b> global on your system.  |
| XPD UNLOAD DISTRIBUTION | Unload a Distribution    | Run Routine | Routine:<br>EN1^XPDIU                          | This option removes the Transport Global and packages (VistA M-based software applications) in the INSTALL (#9.7) file for a loaded distribution. It   |

| Option Name      | Option Text    | Type        | Routine / Action / RPC / Other (Based on Type) | Description   |
|------------------|----------------|-------------|--|---|
|                  |                |             |  | also removes any dangling packages in the Transport Global. You can only select the starting package.   |
| XPD UTILITY      | Utilities      | Menu        |  | <p>This menu contains options to print and verify a BUILD (#9.6) file \ entry. It also contains options to maintain the ROUTINE (#9.8) file.</p> <p>This menu contains the following options:</p> <ul style="list-style-type: none"> <li>• XPD PRINT BUILD</li> <li>• XPD PRINT INSTALL FILE</li> <li>• XPD CONVERT PACKAGE</li> <li>• XPD PRINT PACKAGE PATCHES</li> <li>• XPD PURGE FILE</li> <li>• XPD ROLLUP PATCHES</li> <li>• XPD ROUTINE UPDATE</li> <li>• XPD VERIFY BUILD</li> <li>• XPD VERIFY INTEGRITY</li> </ul> |
| XPD VERIFY BUILD | Verify a Build | Run Routine | Routine:<br>VER^XPDE                           | This option verifies the contents of a build. It checks that every component that is listed in the build still exists on your system. You should use it before you export a package (VistA M-based software application).   |

| Option Name                  | Option Text                    | Type        | Routine / Action / RPC / Other (Based on Type) | Description   |
|------------------------------|--------------------------------|-------------|--|---|
| XPD VERIFY INTEGRITY         | Verify Package Integrity       | Run Routine | Routine:<br>EN2^XPDDCS                         | This option checks the integrity of a package (VistA M-based software application) on your system. It compares the current checksums with the checksums sent with the distribution.   |
| XQ LIST UNREFERENCED OPTIONS | List Unreferenced Menu Options | Run Routine | Routine:<br>LIST^XQ33                          | (Released with Patch XU*8.0*614) This option runs a report listing unreferenced options in the OPTION (#19) file. It lists entries that are <i>not</i> assigned to any user or attached to any other menu option. It does <i>not</i> include options that are assigned in TaskMan or have the KEEP FROM DELETING (#209.2) field set to "Yes". |
| XQ UNREF'D OPTIONS           | Delete Unreferenced Options    | Run Routine | Routine:<br>XQ33                               | This option can be used to examine those options that are <i>not</i> on any menu, are <i>not</i> used as primary or secondary options, and are <i>not</i> tasked to run. The user may then decide in each case whether to delete the unreferenced option.   |
| XQ XUTL \$J NODES            | Clean old Job Nodes in XUTL    | Run Routine | Routine:<br>XQ82                               | This option should be scheduled to run once a day after midnight. It can be run from a host system script to get non-global files like ^TMP.<br>This option cleans up several temporary   |

| Option Name | Option Text | Type | Routine / Action / RPC / Other (Based on Type) | Description  |
|-------------|-------------|------|--|--|
|             |             |      |  | <p>globals that applications may have left behind or got left because of trapping and error or other abnormal job termination.</p> <p>This option causes old job-related nodes that may remain in the following globals to be removed:</p> <ul style="list-style-type: none"> <li>• <b>^XUTL("XQ",\$J,</b></li> <li>• <b>^UTILITY(\$J,</b></li> <li>• <b>^TMP(\$J,</b></li> </ul> <p>An old job node is one that was started seven days prior to the current day, irrespective of the time of day. Does <i>not</i> have a</p> <p><b>^XUTL("XQ",\$J,"KEEPALIVE")</b> node with a more current date in <b>\$H</b> format. If it has a <b>^XUTL("XQ",\$J,"ZTSKNUM")</b> node and a lock of <b>^%ZTSCH("TASK",tasknumber)</b> is in place it will <i>not</i> be purged.</p> <p>It looks at <b>^UTILITY(\$J)</b> and <b>^TMP(\$J)</b> for entries without a <b>^XUTL("XQ",\$J)</b> to kill. It looks at <b>^UTILITY(namespace,\$J)</b> and <b>^TMP(namespace,\$J)</b> for entries without a <b>^XUTL("XQ",\$J)</b> to kill.</p> <p>It looks for</p> |

| Option Name              | Option Text                             | Type        | Routine / Action / RPC / Other (Based on Type) | Description  |
|--------------------------|---|-------------|--|--|
|                          |   |             |  | <p><b>^XTMP(namespace)</b> entries without a <b>zero</b> node or the <b>zero</b> node date is less than today. It looks for signon log <b>"CUR"</b>, <b>"AS1"</b> and <b>"AS2"</b> cross-reference entries more than seven days old and sets the current date as the signoff value and sets the FORCE CLOSE field to <b>"Yes"</b>. It clears Menu build nodes in <b>^XUTL("XQO",n,"^BUILD")</b>. It clears any <b>^DISV</b> data for terminated users.</p> |
| XQAB ACTUAL OPTION USAGE | Actual Usage of Alpha/Beta Test Options | Run Routine | Routine: ACTUAL^XQABLIST                       | This option is available for listing actual usage of options within a package that is in alpha or beta testing. It lists only those options that have been accessed one or more times since the last installation of the package.  |
| XQAB AUTO SEND           | Send Alpha/Beta Usage to Developers     | Run Routine | Routine: DOMAIL^XQABLIST                       | This option is set up to automatically send to the developing OIFO information on the usage of options in those packages currently in test status. If it is selected manually, it sends similar messages as well.  |
| XQAB ERR DATE/SITE/NU    | Print Alpha/Beta                        | Print       |  | This option is used to print a listing of  |




| Option Name           | Option Text                              | Type   | Routine / Action / RPC / Other (Based on Type)   | Description  |
|-----------------------|--|--------|--|--|
| M/ROU/ERR             | Errors (Date/Site/Num/Rou/Err)           |        |  | <p>alpha/beta test errors reported from the test sites. The print is for a range of dates and lists the sites, the number of the errors reported by a site, the routine involved, and the error text. The range of dates, sites, and routine names are user selectable. The output format includes:</p> <ul style="list-style-type: none"> <li>• Date of Errors</li> <li>• Site.name</li> <li>• Number.of.errors</li> <li>• Routine</li> <li>• Error.text</li> </ul> <p>The subtotals and totals are given for number of errors.</p> |
| XQAB ERROR LOG SERVER | Handle Alpha/Beta Errors Logged at Sites | Server | <p>Routine:<br/>XQABELOG</p> <ul style="list-style-type: none"> <li>• Suppress Bulletin: YES, SUPPRESS IT</li> <li>• Server Action: RUN IMMEDIATELY</li> <li>• Server Reply: NO REPLY (DEFAULT)</li> </ul> | <p>This SERVER option is used to store data sent by the XQAB ERROR LOG XMIT option back to the developing site (usually an OIFO). As a server to which the mail messages containing data on the types and frequencies of errors associated with an application package in alpha or beta test, this option starts a routine that processes the message contents and stores the data in File #8991.5 (^XTV(8991.5,...)). The contents of the file can be processed using several options or by the use of VA FileMan</p>               |

| Option Name         | Option Text                               | Type        | Routine / Action / RPC / Other (Based on Type)  | Description   |
|---------------------|---|-------------|---|---|
|                     |   |             |   | <p>directly. The file contains data on the following:</p> <ul style="list-style-type: none"> <li>• Type of error</li> <li>• Routine involved</li> <li>• Option that was in use at the time of the error</li> <li>• Date</li> <li>• Number of errors for that date, by site (and if multiple Error Traps are used at a site, by the VOL,UCI)</li> </ul>  |
| XQAB ERROR LOG XMIT | Errors Logged in Alpha/Beta Test (QUEUED) | Run Routine | Routine: XQABERR<br>Scheduling Recommended: YES | <p>This option is used to identify any errors associated with an application package that is in either alpha or beta test. The identified errors are combined in a mail message that includes the following:</p> <ul style="list-style-type: none"> <li>• Type of error</li> <li>• Routine involved</li> <li>• Date (usually the previous day)</li> <li>• Option that was being used at the time of the error</li> <li>• Number of times the error was logged.</li> <li>• Volume and UCI are included so that stations with error logs being maintained on different CPUs can run the task on each different system.</li> </ul> |

| Option Name                    | Option Text                             | Type           | Routine / Action / RPC / Other (Based on Type) | Description   |
|--------------------------------|---|----------------|--|---|
|                                |   |                |  | <p>This option was designed to be tasked. It does <i>not</i> require a device and generates a mail message to the developing OIFO. An alpha or beta package is indicated by the presence of the package (and its namespaces in the ALPHA/BETA TEST PACKAGE (#32) Multiple field in the KERNEL SYSTEM PARAMETERS (#8989.3) file.</p> <p>The option should usually be scheduled to run after midnight and scheduled for re-queuing at a daily interval.</p> |
| XQAB LIST<br>LOW USAGE<br>OPTS | Low Usage<br>Alpha/Beta<br>Test Options | Run<br>Routine | Routine:<br>LOW^XQABLIST                       | <p>This option is available for obtaining a listing of options that are in a package under alpha or beta testing and have low levels of use since the last installation of the package. An option with low use is any option in the package namespaces with zero to five accesses.</p>  |
| XQAB MENU                      | Alpha/Beta<br>Test Option<br>Usage Menu | Menu           |  | <p>This menu option is available for accessing the following options related to usage of options in alpha or beta test packages:</p> <ul style="list-style-type: none"> <li>• XQAB ACTUAL OPTION USAGE</li> <li>• XQAB LIST LOW</li> </ul>  |

| Option Name               | Option Text                             | Type        | Routine / Action / RPC / Other (Based on Type) | Description   |
|---------------------------|---|-------------|--|---|
|                           |   |             |  | USAGE OPTS <ul style="list-style-type: none"> <li>• XQAB AUTO SEND</li> <li>• XQAB ERR DATE/SITE/NUM/ROU/ERR</li> </ul>   |
| XQAL ALERT LIST FROM DATE | List Alerts for a user from a specified | Run Routine | Routine:<br>EN^XQARPRT2                        | This option reports all alerts from the ALERT TRACKING (#8992.1) file for a selected user within a specified date range. If an end date is <i>not</i> specified, the report does <i>not</i> run.<br>The listing includes the following: <ul style="list-style-type: none"> <li>• Internal Entry Number (IEN) for the alert in the ALERT TRACKING (#8992.1) file.</li> <li>• Date and time the alert was generated.</li> <li>• Message text of the alert.</li> <li>• Information about any option or routine to be executed for processing the alert.</li> </ul> |
| XQAL CRITICAL ALERT COUNT | Critical Alerts Count Report            | Run Routine | Routine:<br>CRITICAL^XQARPRT1                  | This option is used to generate a report of users who have alerts defined as <b>Critical</b> based upon inclusion of text entries from the ALERT CRITICAL TEXT (#8992.3) file between the specified start and end dates. For example, <b>Critical</b> -type alerts contain the  |


| Option Name | Option Text | Type | Routine / Action / RPC / Other (Based on Type) | Description  |
|-------------|-------------|------|--|--|
|             |             |      |  | <p>following words:</p> <ul style="list-style-type: none"> <li>• <b>ABNL IMA</b></li> </ul> <p> <b>NOTE:</b> This entry was added with Kernel Patch XU*8.0*690.</p> <ul style="list-style-type: none"> <li>• <b>ABNORMAL IMA</b></li> <li>• <b>CRITICAL</b></li> <li>• <b>POSSIBLE MALIG</b></li> </ul> <p>How the report is presented depends on the order by which method the user selects:</p> <ul style="list-style-type: none"> <li>• <b>Name</b>—Report lists items alphabetized by name.</li> <li>• <b>Number</b>—Report list items in descending order for the number of <b>Critical</b>-type alerts present.</li> </ul> <p>Kernel Patch XU*8.0*690 modified the <b>Critical Alerts Count Report</b> output, so any <b>Critical</b>-type alerts preceded with the words "<b>NOT</b>" or "<b>NON</b>", the only two supported <b>Critical</b>-type alert negation indicators, are automatically screened from this report.</p> <p>For each user who has the specified number of <b>Critical</b>-type alerts or more, the report includes the following:</p> <ul style="list-style-type: none"> <li>• <b>Name</b>—User</li> </ul> |

| Option Name             | Option Text              | Type                     | Routine / Action / RPC / Other (Based on Type) | Description   |
|-------------------------|--------------------------|--------------------------|--|---|
|                         |                          |                          |  | <p>name.</p> <ul style="list-style-type: none"> <li>• <b>Service/Section</b>—Section/Service for the user.</li> <li>• <b>Alerts</b>—Number of alerts in the ALERT (#8992) file.</li> <li>• <b>Last Sign-on</b>—Last sign-on date.</li> <li>• <b>CRIT</b>—Number of alerts with <b>Critical</b>-type text.</li> <li>• <b>Alert</b>—Date of the oldest alert.</li> </ul>  |
| XQAL GUI ALERTS         | Kernel GUI Alerts        | Broker (Client / Server) |  | <p>This is the context option for the Kernel Alert components:</p> <ul style="list-style-type: none"> <li>• RPC: XQAL GUI ALERTS</li> <li>• RPC: XUS KEY CHECK</li> <li>• RPC: DDR DELETE ENTRY</li> <li>• RPC: DDR FILER</li> <li>• RPC: DDR FIND1</li> <li>• RPC: DDR FINDER</li> <li>• RPC: DDR GET DD HELP</li> <li>• RPC: DDR GETS ENTRY DATA</li> <li>• RPC: DDR KEY VALIDATOR</li> <li>• RPC: DDR LISTER</li> <li>• RPC: DDR LOCK/UNLOCK NODE</li> <li>• RPC: DDR VALIDATOR</li> </ul> |
| XQAL NO BACKUP REVIEWER | No Alert Backup Reviewer | Run Routine              | Routine: RPT1^XUP468                           | This option runs the report that generates a list of active   |

| Option Name             | Option Text                           | Type        | Routine / Action / RPC / Other (Based on Type) | Description  |
|-------------------------|---------------------------------------|-------------|--|--|
|                         |                                       |             |  | users/providers that hold the ORES security key and backup reviewers for alerts.   |
| XQAL PATIENT ALERT LIST | Patient Alert List for specified date | Run Routine | Routine:<br>DTPT^XQARPRT<br>2                  | <p>This option is used to obtain a list of alerts for a specified patient from the ALERT TRACKING (#8992.1) file for a selected date.</p> <p>A prompt is provided to obtain a quick scan listing of dates with at least some alerts for the patient on it based on OR and DVB alerts (other patient-related alerts need to be identified by looking at each alert's message text and are included in the full list, but <i>not</i> the quick scan).</p> <p>The listing includes:</p> <ul style="list-style-type: none"> <li>• Internal entry number for the alert in the ALERT TRACKING (#8992.1) file</li> <li>• Date and time the alert was generated</li> <li>• Message text of the alert</li> <li>• Information about any option or routine to be executed for processing the alert</li> </ul> |
| XQAL REPORTS MENU       | Report Menu for Alerts                | Menu        |  | This menu provides several options for generating reports on alerts for users or patients. It includes the following options:  |

| Option Name                    | Option Text                    | Type        | Routine / Action / RPC / Other (Based on Type) | Description   |
|--------------------------------|--------------------------------|-------------|--|---|
|                                |                                |             |  | <ul style="list-style-type: none"> <li>• XQAL USER ALERTS COUNT</li> <li>• XQAL CRITICAL ALERT COUNT</li> <li>• XQAL ALERT LIST FROM DATE</li> <li>• XQAL PATIENT ALERT LIST</li> <li>• XQAL VIEW ALERT TRACKING ENTRY</li> </ul>   |
| XQAL SET BACKUP REVIEWER       | Set Backup Reviewer for Alerts | Run Routine | Routine: BKUPREVW^XQALDEL                      | This option provides a mechanism for a user to set entries into the PARAMETERS (#8989.5) file that will assign an individual as Backup Reviewer for Alerts if there is a date specified for Days For Backup Reviewer in the Alert. If this is the case, an alert that remains unread for the indicated number of days will be forwarded to the Backup Reviewer found for the lowest level for the user in the PARAMETERS (#8989.5) file starting with User, and progressing through OERR Team, Service, Division, up to System. |
| XQAL SURROGATE FOR WHICH USERS | Surrogate for which Users?     | Run Routine | Routine: GETFOR^XQALSURO                       | This option provides a view of which users have specified a selected user as surrogates for themselves.   |
| XQAL USER ALERTS               | User Alerts Count Report       | Run Routine | Routine: EN1^XQARPRT1                          | This option is used to generate a report on   |




| Option Name | Option Text | Type | Routine / Action / RPC / Other (Based on Type) | Description  |
|-------------|-------------|------|--|--|
| COUNT       |             |      |  | <p>users who have more than a specified number of alerts in the ALERT (#8992) file. This report also includes users who have alerts defined as <b>Critical</b> based upon inclusion of text entries from the ALERT CRITICAL TEXT (#8992.3) file. For example, <b>Critical</b>-type alerts containing the following words:</p> <ul style="list-style-type: none"> <li>• <b>ABNL IMA</b></li> </ul> <p> <b>NOTE:</b> This entry was added with Kernel Patch XU*8.0*690.</p> <ul style="list-style-type: none"> <li>• <b>ABNORMAL IMA</b></li> <li>• <b>CRITICAL</b></li> <li>• <b>POSSIBLE MALIG</b></li> </ul> <p>Kernel Patch XU*8.0*690 modified the <b>User Alerts Count Report</b> output, so any <b>Critical</b>-type alerts preceded with the words "<b>NOT</b>" or "<b>NON</b>", the only two supported <b>Critical</b>-type alert negation indicators, are automatically screened from this report.</p> <p>The report covers a specified range of dates, and can be sorted by any of the following data:</p> <ul style="list-style-type: none"> <li>• User name.</li> <li>• Number of alerts.</li> </ul> |

| Option Name                    | Option Text                             | Type        | Routine / Action / RPC / Other (Based on Type)         | Description   |
|--------------------------------|---|-------------|--|---|
|                                |   |             |  | <ul style="list-style-type: none"> <li>• Service/Section. In addition, the report in each of these formats may be generated by Divisions if desired.</li> <li>• For each user who has the specified number of alerts or more, the report includes the following: <ul style="list-style-type: none"> <li>• <b>Name</b>—User name.</li> <li>• <b>Service/Section</b>—Section/Service for the user.</li> <li>• <b>Alerts</b>—Number of alerts in the ALERTS (#8992) file.</li> <li>• <b>Last Sign-on</b>—Last sign-on date.</li> <li>• <b>CRIT</b>—Number of alerts with <b>Critical</b>-type text.</li> <li>• <b>Alert</b>—Date of the oldest alert.</li> </ul> </li> </ul> |
| XQAL VIEW ALERT TRACKING ENTRY | View data for Alert Tracking file entry | Run Routine | Routine: VIEWTRAK^XQARPRT2                             | This option can be used to view data for one or more entries in the ALERT TRACKING (#8992.1) file in captioned format. The internal entry numbers for the entries to be displayed <i>must</i> be entered individually.  |
| XQALERT                        | View Alerts                             | Run Routine | Routine: DOIT^XQALERT<br>Exit Action: K:\$D(ORVP) ORVP | This option is used to select alerts or notifications produced by application packages for viewing or to perform any actions associated with  |

| Option Name            | Option Text               | Type        | Routine / Action / RPC / Other (Based on Type) | Description   |
|------------------------|---------------------------|-------------|--|---|
|                        |                           |             |  | the alert or notification received.   |
| XQALERT BY USER DELETE | Purge Alerts for a User   | Run Routine | Routine: USERDEL^XQALERT                       | This option permits users holding the XQAL-DELETE security key to delete alerts for another user. This is intended for when a user has been inactive for a period of time (e.g., vacation, etc.) and has accumulated a number of alerts which should <i>not</i> need processing.  |
| XQALERT DELETE OLD     | Delete Old (>14 d) Alerts | Run Routine | Routine: OLDDEL^XQALERT                        | This option is used to remove alerts that remain in the ALERT (#8992) file. Applications can set a retention date (or even keep indefinitely for some clinical alerts). The <b>&gt;14d</b> is the default if a retention date is <i>not</i> set.  |
| XQALERT MAKE           | Make an alert on the fly  | Run Routine | Routine: XQALMAKE                              | This option creates an alert and sends it to users or mail groups on-the-fly.   |
| XQALERT MGR            | Alert Management          | Menu        |  | This menu provides a menu of options for managing alerts. These options include the ability to delete options based on time or a particular user, to generate a new alert, etc. It includes the following options: <ul style="list-style-type: none"> <li>• XQALERT BY USER DELETE</li> <li>• XQALERT DELETE OLD</li> </ul> |

| Option Name                  | Option Text                            | Type        | Routine / Action / RPC / Other (Based on Type) | Description  |
|------------------------------|--|-------------|--|--|
|                              |  |             |  | <ul style="list-style-type: none"> <li>• XQALERT MAKE</li> <li>• XQALERT SURROGATE SET/REMOVE</li> <li>• XQAL SURROGATE FOR WHICH USERS</li> <li>• XQAL SET BACKUP REVIEWER</li> <li>• XQAL REPORTS MENU</li> </ul>  |
| XQALERT SURROGATE SET/REMOVE | Alerts - Set/Remove Surrogate for User | Run Routine | Routine:<br>OTHRSURO^XQA<br>LSURO              | <p>System administrators or ADPACs can use this option to set or remove a surrogate for receiving alerts for a user. The option prompts for a user to be selected, then is ready to specify a new surrogate for the selected user, or to remove the current surrogate for that user.</p> <p>This option is <i>not</i> needed by the individual users who may select to name or remove a surrogate as one of the options while processing alerts (or, if no alerts are present for the user, as his only option on selecting alert processing).</p> |
| XQBUILDMAIN                  | Menu Rebuild Menu                      | Menu        |  | <p>This is the main menu for all menu rebuild options. It includes the following options:</p> <ul style="list-style-type: none"> <li>• XQSHOWBUILDS</li> <li>• XQKICKMICRO</li> </ul>  |

| Option Name     | Option Text                              | Type        | Routine / Action / RPC / Other (Based on Type)  | Description   |
|-----------------|--|-------------|---|---|
|                 |  |             |   | <ul style="list-style-type: none"> <li>• XQRIGHTNOW</li> <li>• XQBUILDTREE</li> <li>• XQBUILDUSER</li> </ul> This option is locked with the XUPROGMODE security key.  |
| XQBUILDTREE     | Build Primary Menu Trees                 | Run Routine | Routine:<br>BUILD^XQ81  | This option can be used to force the rebuilding of the tree structures used for the ^JUMP. Whenever an item in a menu is modified, the tree <i>must</i> get rebuilt. This happens automatically the first time it is referenced but forcing the rebuild can often save time. The rebuilding of all trees can be queued. |
| XQBUILDTREE QUE | Non-interactive Build Primary Menu Trees | Run Routine | Routine:<br>QUE^XQ81<br>Exit Action:<br>;S<br>XQSTOP=\$\$HTE^XLFD<br>T(\$H),^FINN(DT,"S<br>TOP")=XQSTOP K<br>XQSTOP | This option may be queued to run at a given frequency (e.g., daily) and does <i>not</i> require interaction with a user at the time it is run. Other than being non-interactive it does the same job as XQBUILDTREE with specification of no verification and queue the job.  |
| XQBUILDUSER     | Single User Menu Tree Rebuild            | Run Routine | Routine:<br>USER^XQ84   | (Released with Patch XU*8.0*614) This option collects the menus that a user has in the primary and secondary fields of the OPTION (#19) file and then rebuilds the menu   |

| Option Name       | Option Text                                     | Type        | Routine / Action / RPC / Other (Based on Type) | Description   |
|-------------------|---|-------------|--|---|
|                   |   |             |  | <p>tree. It is attached to the Menu Rebuild Menu option [XQBUILDMAIN].</p> <p> <b>NOTE:</b> Other users might have the same menu tree, but this will only rebuild the menu tree for the selected user.</p>                     |
| XQCOPYOP          | Copy Everything About an Option to a New Option | Run Routine | Routine: XQ11                                  | This option does a <b>%RCR</b> copy of one option's fields into a new option. It also tries to enforce namespacing rules when the new option is named.  |
| XQDIAGMENU        | Menu Diagrams                                   | Menu        |  | <p>This menu contains the various methods of diagramming menus. It includes the following methods:</p> <ul style="list-style-type: none"> <li>• XUUSERACC</li> <li>• XUUSERACC2</li> <li>• XUUSERACC1</li> </ul>  |
| XQDISPLAY OPTIONS | Display Menus and Options                       | Menu        |  | <p>This is a menu of options that help the user display menus and their options. It includes the following options:</p> <ul style="list-style-type: none"> <li>• XUINQUIRE</li> <li>• XUPRINT</li> <li>• XUUSERACC1</li> <li>• XUUSERACC2</li> <li>• XUUSERACC</li> <li>• XQ LIST UNREFERENCED OPTIONS</li> </ul> |

| Option Name     | Option Text              | Type        | Routine / Action / RPC / Other (Based on Type) | Description   |
|-----------------|--------------------------|-------------|--|---|
| XQHELP-ASSIGN   | Assign Editors           | Run Routine | Routine:<br>EN1^XQ61                           | This option allows the author of a help frame to assign editors. A help frame is editable thru ^E by the author, the editors, and anyone holding the XUAUTHOR security key.   |
| XQHELP-DEASSIGN | Unassign Editors         | Run Routine | Routine:<br>EN2^XQ61                           | This option allows the author of a help frame to take away edit privileges previously assigned.   |
| XQHELP-DISPLAY  | Display/Edit Help Frames | Run Routine | Routine:<br>XQH                                | This option displays the text of a help frame, and allows for the edit of the name, header, text, or related frames.  |
| XQHELP-LIST     | List Help Frames         | Run Routine | Routine:<br>XQH4                               | This option lists the help frames, progressing through the tree. Several different formats are available.   |
| XQHELP-MENU     | Help Processor           | Menu        |  | This menu option contains several functions for entering help text, displaying it, and listing it. It includes the following options (listed in display order): <ul style="list-style-type: none"> <li>• XQHELP-DISPLAY (1)</li> <li>• XQHELP-LIST (2)</li> <li>• XQHELP-UPDATE (3)</li> <li>• XQHELP-XREF (4)</li> <li>• XQHELP-ASSIGN (5)</li> <li>• XQHELP-DEASSIGN (6)</li> </ul> |

| Option Name   | Option Text                                    | Type        | Routine / Action / RPC / Other (Based on Type) | Description   |
|---------------|--|-------------|--|---|
|               |  |             |  | <ul style="list-style-type: none"> <li>XQHELPPFIX (7)</li> </ul>  |
| XQHELP-UPDATE | New/Revised Help Frames                        | Print       |  | This option produces a VA FileMan listing of help frames sorted by DATE LAST UPDATED. It allows you to view any recently created or revised frames. You can also sort by package prefix.                                    |
| XQHELP-XREF   | Cross Reference Help Frames                    | Run Routine | Routine: XQH3                                  | Lists all the help frames for a specified package, showing parent frames, linked to menu options, and invoked routines.   |
| XQHELPPFIX    | Fix Help Frame File Pointers                   | Action      | Entry Action:<br>S %=0 D ENASK^XQ3             | This option scans through the HELP FRAME (#9.2) file for dangling pointers. It deletes keywords that point to help frames that no longer exist.   |
| XQKEYALTODEL  | Change user's allocated keys to delegated keys | Run Routine | Routine: ATOD^XQ6                              | <p>This option prompts for a user and uses %XY^%RCR to make all security keys the user holds delegated security keys, so that the user can give them to others.</p> <p>This option is locked with the ADP security key.</p> |
| XQKEYDEL      | Delegate keys                                  | Run Routine | Routine: EN3^XQ6                               | <p>This option delegates security keys to a user, so that user can then give them out to other users. It also allows other users to delegate them in return.</p> <p>This option is locked with the ADP security</p>         |



| Option Name | Option Text                        | Type        | Routine / Action / RPC / Other (Based on Type)  | Description  |
|-------------|------------------------------------|-------------|---|--|
|             |                                    |             |   | key.   |
| XQKEYRDEL   | Remove delegated keys              | Run Routine | Routine:<br>EN4^XQ6   | This option removes security keys previously delegated to a user.  |
| XQKICKMICRO | Kick Off Micro Surgery             | Run Routine | Routine:<br>CHEK^XQ83<br>Entry Action:<br>W<br>!! , ?5, \$\$(\$D(^DIC(19, "AT"))): "Done."<br>, 1: "Nothing to rebuild.") | When certain changes are made to the OPTION (#19) file those changes are recorded in the <b>^DIC(19, "AT")</b> cross-reference. Micro surgery is the software in <b>^XQ83*</b> that uses this data to rebuild the compiled menu trees in <b>^DIC(19, "AXQ")</b> . Micro surgery is normally triggered when a user logs into a system, but this option allows the programmer to start it manually if minor changes are made to the OPTION (#19) file, which do <i>not</i> merit a complete rebuild. If there is nothing in the <b>"AT"</b> cross-reference to work on, the option responds with: "Nothing to rebuild." If there is work to do, then the option responds with: <b>"Done,"</b> which means that Micro surgery has been started. |
| XQLISTKEY   | Show the keys of a particular user | Run Routine | Routine:<br>LIST^XQ6  | This option lists the security keys held by a particular user.   |
| XQLOCK1     | All the Keys a User Needs          | Run Routine | Routine:<br>EN1^XQLOCK  | This option invokes a routine that follows the menu trees of a user  |

| Option Name | Option Text  | Type        | Routine / Action / RPC / Other (Based on Type) | Description   |
|-------------|--|-------------|--|---|
|             |  |             |  | and collects all of the security keys into a list that are needed to effectively use a menu.  |
| XQLOCK2     | Keys For a Given Menu Tree                         | Run Routine | Routine: EN2^XQLOCK                            | This option runs a routine that searches the children of a given parent option and compiles a list of the security keys needed for that menu tree.  |
| XQOOFF      | Mark Option Set Out-Of-Order                       | Run Routine | Routine: OFFOP^XQOO1                           | This option marks an option set Out-Of-Order.   |
| XQOOMAIN    | Out-Of-Order Set Management                        | Menu        |  | This menu includes the following options: <ul style="list-style-type: none"> <li>• XQOOMAKE</li> <li>• XQOOFF</li> <li>• XQOON</li> <li>• XQOOSHOFIL</li> <li>• XQOOSHOW</li> <li>• XQOOSHOPRO</li> <li>• XQOOREDO</li> <li>• XQOOTOG</li> </ul> This option is locked with the ADP security key. |
| XQOOMAKE    | Create a Set of Options To Mark Out-Of-Order       | Run Routine | Routine: EN^XQOO                               | This option creates a set of options to mark Out-Of-Order.  |
| XQOON       | Remove Out-Of-Order Messages from a Set of Options | Run Routine | Routine: ONOP^XQOO1                            | This option removes Out-Of-Order messages from a set of options.  |
| XQOOREDO    | Recover deleted option set                         | Run Routine | Routine: REBLD^XQOO1                           | This option recovers an option set that has been deleted from the <b>^XTMP</b> global by looping through the  |

| Option Name | Option Text                                      | Type        | Routine / Action / RPC / Other (Based on Type)              | Description  |
|-------------|--|-------------|---|--|
|             |  |             |   | OPTION (#19) and PROTOCOL (#101) files to find all that have a particular Out-Of-Order message. It rebuilds the option set in the <b>^XTMP</b> global.   |
| XQOOSHOFIL  | Options in the Option File that are Out-Of-Order | Run Routine | Routine:<br>LALL^XQOO3                                      | This option presents a list of options in the OPTION (#19) file that are currently marked Out-Of-Order.  |
| XQOOSHOPRO  | Protocols Marked Out-Of-Order in Protocol File   | Run Routine | Routine:<br>LAPR^XQOO3                                      | This option presents a list of protocols in the PROTOCOL (#101) file that are currently marked as Out-Of-Order.  |
| XQOOSHOW    | List Defined Option Sets                         | Run Routine | Routine:<br>EN^XQOO2  | This option lists the option sets that have been created in ^XUTL by their names.  |
| XQOOTOG     | Toggle options/protocols on and off              | Run Routine | Routine:<br>TOG^XQOO1                                       | This option is used to write or remove Out-Of-Order messages from individual options or protocols.   |
| XQOPACCESS  | See if a User Has Access to a Particular Option  | Run Routine | Routine:<br>OPACCES^XQCHK                                   | This option prompts for an option name and the name of a user and then searches the user's menu trees to see if the user has access to the option. It also checks to see if the user has the security key for a locked option. |
| XQOPED      | Screen-based Option Editor                       | ScreenMan   | Entry Action:<br>D EA^XQOPED<br>Exit Action:<br>D XA^XQOPED | This option runs the ScreenMan option editor form XQEDTOPT.<br>This option is locked   |

| Option Name     | Option Text                                | Type        | Routine / Action / RPC / Other (Based on Type) | Description  |
|-----------------|--|-------------|--|--|
|                 |  |             |  | with the ADP security key.   |
| XQOPTFIX        | Fix Option File Pointers                   | Action      | Entry Action:<br>S %=1 D ENASK^XQ3             | This option scans through the OPTION (#19) file for dangling pointers. It deletes menu items that point to options that no longer exist.   |
| XQORPHANOPTIONS | Non-queueable options with no parents      | Menu        |  | The options on this menu should <i>not</i> be assigned to a user's menu. They are also <i>not</i> queueable, so they do <i>not</i> appear on the ZTQUEUEABLE OPTIONS menu. They are collected on this menu, so that they are <i>not</i> accidentally deleted from the system.  |
| XQRESTRICT      | Restrict Availability of Options           | Run Routine | Routine:<br>XQ9                                | This option is used to assign various sorts of restrictions to options. The following fields can be set, for individual options or groups of options: <ul style="list-style-type: none"> <li>• LOCK</li> <li>• PROHIBITED TIMES</li> <li>• SPECIFY DEVICES</li> <li>• PRIORITY</li> <li>• OUT OF ORDER</li> </ul> This option is locked with the ADP security key. |
| XQRIGHTNOW      | Is there a menu rebuild running right now? | Run Routine | Routine:<br>NOW^XQ84                           | This option checks the various flags set in <b>^DIC(19,"AXQ","P0")</b> to determine if there is menu rebuild activity  |

| Option Name      | Option Text                            | Type        | Routine / Action / RPC / Other (Based on Type)          | Description  |
|------------------|--|-------------|---|--|
|                  |  |             |   | on your system right now.  |
| XQSCHK           | Server-type Option Test Server         | Server      | Routine:<br>XQSRV5<br>Server Action:<br>RUN IMMEDIATELY | This server-type option is used to test other servers by examining the host OPTION (#19) file and returning the data associated with the target server. A message is sent to the host site with the name of the server option to be examined on the first line of the message. |
| XQSHOKEY         | List users holding a certain key       | Run Routine | Routine:<br>SHOW^XQ6                                    | This option displays all the holders of a certain security key.  |
| XQSMD ADD        | Select Options to be Delegated         | Run Routine | Routine:<br>XQSMD                                       | This option is used to delegate the management of a set of options (or remove options already delegated) to a particular user or set of users.   |
| XQSMD BUILD MENU | Build a New Menu                       | Run Routine | Routine:<br>BUILD^XQSMD4                                | This option allows the delegated menu manager to build (create) new menus from the ones that are allowed.  |
| XQSMD BY OPTION  | List Delegated Options and their Users | Print       |   | This option prints the Secure Menu Delegation (SMD) options and the users that can delegate them.  |
| XQSMD BY USER    | Print All Delegates and their Options  | Print       |   | This option prints the users that have SMD and the options that they can delegate.   |
| XQSMD COPY USER  | Copy One Users Menus                   | Run Routine | Routine:<br>XQSMDCPY                                    | This option is used to copy the primary menu   |

| Option Name              | Option Text                          | Type        | Routine / Action / RPC / Other (Based on Type) | Description   |
|--------------------------|--------------------------------------|-------------|--|---|
|                          | and Keys to others                   |             |  | <p>and secondary menu options from one user to one or more others. The only options transferred will be those that have been delegated to the current user. Likewise, keys that are held by the selected user can be copied to the recipient users if the current user has been delegated this capacity as well.</p> <p>This option provides an application coordinator the ability to produce users that have the capabilities of a current user (e.g., a ward clerk, scheduling clerk, etc.).</p> |
| XQSMD EDIT OPTIONS       | Edit a User's Options                | Run Routine | Routine: ENTRY^XQSMD5                          | Allows user to edit primary and secondary user options.   |
| XQSMD LIMITED FM OPTIONS | Limited File Manager Options (Build) | Run Routine | Routine: XQSMDFM                               | <p>This option permits a user to build limited PRINT, EDIT, or INQUIRE options. The user <i>must</i> have one or more ALLOWABLE MENU PREFIX and the XQSMDFM security keys.</p> <ul style="list-style-type: none"> <li>• Edit Option—To build an edit option, the user <i>must</i> have an edit template to use.</li> <li>• Print Option—To build a print option, the user <i>must</i> have both a sort template and a print template.</li> </ul>  |


| Option Name | Option Text            | Type | Routine / Action / RPC / Other (Based on Type) | Description  |
|-------------|------------------------|------|--|--|
|             |                        |      |  | <ul style="list-style-type: none"> <li>Inquire Option—To build an inquire option the user can have a print template or can specify the file to use.</li> </ul> <p>The option is entered among the user's delegated options, so that they can be included on a menu built under the Secure Menu Delegation or given to other users as secondary options. The name of the option is restricted to the namespace designated in the ALLOWABLE MENU PREFIX followed by a <b>Z</b>, and then identifying text.</p> |
| XQSMD MGR   | Secure Menu Delegation | Menu |  | <p>This menu manages the Secure Menu Delegation system. For those who are allowed to add and remove options from delegated sets of options. It includes the following options:</p> <ul style="list-style-type: none"> <li>XQSMD ADD</li> <li>XQSMD REMOVE</li> <li>XQSMD BY OPTION</li> <li>XQSMD BY USER</li> <li>XQSMD USER MENU</li> <li>XQSMD SHOW</li> <li>XQSMD REPLICATE</li> <li>XQSMD SET PREFIX</li> </ul>   |

| Option Name      | Option Text                         | Type        | Routine / Action / RPC / Other (Based on Type)       | Description  |
|------------------|-------------------------------------|-------------|--|--|
| XQSMD REMOVE     | Remove Options Previously Delegated | Run Routine | Routine:<br>EN2^XQSMD<br>Help Frame:<br>XQSMD-OPTION | Removes options from already established delegates.  |
| XQSMD REPLICATE  | Replicate or Replace a Delegate     | Run Routine | Routine:<br>XQSMD3<br>Help Frame:<br>XQSMD-REPLICATE | This option transfers the set of options delegated to a particular user to another user; optionally, allowing the original user's delegated options to be removed.   |
| XQSMD SEC OFCR   | Secure Menu Delegation              | Menu        |  | This menu includes Secure Menu Delegation options for reviewing the delegates and the options which they may delegate. It includes the following options: <ul style="list-style-type: none"> <li>• XQSMD SHOW</li> <li>• XQSMD BY OPTION</li> <li>• XQSMD BY USER</li> </ul> |
| XQSMD SET PREFIX | Specify Allowable New Menu Prefix   | Edit        |  | Permits the user to give another user an Allowable New Menu Prefix for purposes of Secure Menu Delegation (SMD), so that the delegate can build new menus from the options that have been delegated.   |
| XQSMD SHOW       | Show a Delegate's Options           | Run Routine | Routine:<br>SHOW^XQSMD21                             | This option shows you who created a delegate, when, and what delegation level they are; as well as all of the options delegated to that person, when each  |




| Option Name     | Option Text                         | Type        | Routine / Action / RPC / Other (Based on Type)   | Description  |
|-----------------|-------------------------------------|-------------|--|--|
|                 |                                     |             |  | was delegated, and by whom.  |
| XQSMD USER MENU | Delegate's Menu Management          | Menu        |  | This is the Secure Menu Delegation (SMD) menu that is given to individuals who can modify other's primary or secondary menus. It includes the following options: <ul style="list-style-type: none"> <li>• XQSMD BUILD MENU</li> <li>• XQSMD EDIT OPTIONS</li> <li>• XQSMD LIMITED FM OPTIONS</li> <li>• XQSMD COPY USER</li> <li>• XQCOPYOP</li> </ul> |
| XQSPING         | TCP/IP Type Ping Server             | Server      | <ul style="list-style-type: none"> <li>• Server Action: RUN IMMEDIATELY</li> <li>• Server Audit: NO</li> <li>• Suppress Bulletin: YES, SUPPRESS IT</li> <li>• Server Reply: REPLY ON ERROR ONLY</li> </ul> | This is a PING server that works like PING under TCP/IP. If you send a message to this sever it sends it back to you, thereby showing that the network mail channel is open.   |
| XQTKILL         | Delete a Menu Template              | Run Routine | Routine: KILL^XQT4   | Removes a menu template from the NEW PERSON (#200) file.   |
| XQTLIST         | Show all options in a Menu Template | Run Routine | Routine: LIST^XQT4   | List out all of the options in a particular menu template.   |
| XQTNEW          | Create a new menu template          | Run Routine | Routine: XQT2  | This option invokes a routine that walks the user through the menu trees creating a new menu template.   |


| Option Name        | Option Text                                    | Type        | Routine / Action / RPC / Other (Based on Type) | Description  |
|--------------------|--|-------------|--|--|
| XQTRNAM            | Rename a menu template                         | Run Routine | Routine:<br>RNAM^XQT4                          | This option renames a particular menu template.  |
| XQTSHO             | List all Menu Templates                        | Run Routine | Routine:<br>SHO^XQT4                           | This option lists all of the menu templates for the invoking user along with the first two options in that template.   |
| XQTUSER            | Menu Templates                                 | Menu        |  | This is the user's menu of menu template utilities. It includes the following options: <ul style="list-style-type: none"> <li>• XQTSHO</li> <li>• XQTLIST</li> <li>• XQTKILL</li> <li>• XQTRNAM</li> <li>• XQTNEW</li> </ul>   |
| XU BLOCK COUNT     | Global Block Count                             | Run Routine | Routine:<br>%ZTBKC                             | This option counts the number of data blocks in a global.  |
| XU CHECKSUM LOAD   | Load/refresh checksum values into ROUTINE file | Run Routine | Routine:<br>LOAD^XUGOT                         | This option updates the ROUTINE (#9.8) file with the latest checksum values from FORUM.  |
| XU CHECKSUM REPORT | Compare local/national checksums report        | Run Routine | Routine:<br>REPORT^XUGOT<br>1                  | This option compares checksums for routines to the values in the ROUTINE (#9.8) file. It provides a report listing routines that differ by patch or version, version or patch is correct, but checksums are off, local routines being tracked and information <i>not</i> on record for a patch (e.g., test patches). Nationally released routines' checksums |


| Option Name | Option Text         | Type            | Routine / Action / RPC / Other (Based on Type) | Description  |
|-------------|---------------------|-----------------|--|--|
|             |                     |                 |  | are sent by Master File Updates to the local ROUTINE (#9.8) file automatically. Local sites may also record checksums in the CHECKSUM VALUE field in the ROUTINE (#9.8) file. To compare local routines which are being tracked, the CHECKSUM REPORT field should be set to <b>"Local report"</b> .  |
| XU DA EDIT  | DA Return Code Edit | Run Routine     | Routine:<br>XUS11                              | This option runs a routine to allow the setup and editing of the DA RETURNS CODE (#3.22) file.   |
| XU EPCS     | User start-up event | Extended Action |  | <p>Released with Kernel Patch XU*8.0*580, this option is used exclusively during a VistA user signon event. Items listed in this option are "TYPE:action" options in the OPTION (#19) file that can be used to prompt users for input upon VistA signon and before their Primary Menu Option is displayed. It will <i>not</i> be used for GUI signons. It is called from <b>XQ12</b> routine.</p> <p> <b>REF:</b> For instructions on how to use this option, see Kernel Patch XU*8.0*593 and the Kernel 8.0 &amp; Kernel Toolkit 7.3</p> |

| Option Name                            | Option Text  | Type  | Routine / Action / RPC / Other (Based on Type) | Description   |
|--|--|-------|--|---|
|  |  |       |  | Developer's Guide.  |
| XU EPCS<br>DISUSER EXP<br>DATE         | Print<br>DISUSER<br>DEA<br>Expiration<br>Date Null               | Print |  | Released with Kernel Patch XU*8.0*580, this option prints all DISUSERed users with an unpopulated DEA# and DEA EXPIRATION DATE. This option prints the following data: <ul style="list-style-type: none"> <li>• NAME</li> <li>• DEA#</li> <li>• TERMINATION DATE</li> <li>• DEA EXPIRATION DATE</li> </ul>  |
| XU EPCS<br>DISUSER<br>PRIVS            | Print<br>DISUSER<br>Prescribers<br>with<br>Privileges            | Print |  | Released with Kernel Patch XU*8.0*580, this option prints all DISUSERed users who have privileges to any of the SCHEDULEs II through V and who have a DEA# or VA#. This option prints the following data: <ul style="list-style-type: none"> <li>• NAME</li> <li>• <b>DUZ</b></li> <li>• DEA#</li> <li>• TERMINATION DATE</li> <li>• VA#</li> <li>• SCHEDULESs</li> </ul> |
| XU EPCS<br>DISUSER<br>XDATE<br>EXPIRES | Print<br>DISUSER<br>DEA<br>Expiration<br>Date Expires<br>30 days | Print |  | Released with Kernel Patch XU*8.0*580, this option prints all DISUSERed users with a DEA# and where the DEA EXPIRATION DATE expires within <b>30</b> days. This option prints   |


| Option Name                 | Option Text                            | Type                   | Routine / Action / RPC / Other (Based on Type)  | Description   |
|-----------------------------|--|------------------------|---|---|
|                             |  |                        |   | the following data: <ul style="list-style-type: none"> <li>• NAME</li> <li>• DEA#</li> <li>• DEA EXPIRATION DATE</li> </ul>   |
| XU EPCS EDIT DATA           | ePCS Edit Prescriber Data              | Broker (Client/Server) | RPCs: <ul style="list-style-type: none"> <li>• XU EPCS EDIT</li> <li>• XUS KEY CHECK</li> <li>• DDR DELETE ENTRY</li> <li>• DDR FILER</li> <li>• DDR FIND1</li> <li>• DDR FINDER</li> <li>• DDR GET DD HELP</li> <li>• DDR GETS ENTRY DATA</li> <li>• DDR KEY VALIDATOR</li> <li>• DDR LISTER</li> <li>• DDR LOCK/UNLOCK NODE</li> <li>• DDR VALIDATOR</li> <li>• XWB GET VARIABLE VALUE</li> <li>• XUS PKI SET UPN</li> <li>• XUS PKI GET UPN</li> </ul> | Released with Kernel Patch XU*8.0*580, this option is a Broker-type context option that is given to those individuals who are permitted to edit the data related to e-prescribing of controlled substances. It includes the following option: <ul style="list-style-type: none"> <li>• XQAL GUI ALERTS</li> </ul> This option is locked with the XUEPCSEDIT security key. |
| XU EPCS EDIT DEA# AND XDATE | Edit Facility DEA# and Expiration Date | Edit                   |   | Released with Kernel Patch XU*8.0*580, this option edits the FACILITY DEA NUMBER (#52) and FACILITY DEA EXPIRATION DATE   |

| Option Name            | Option Text                                       | Type        | Routine / Action / RPC / Other (Based on Type) | Description   |
|------------------------|---|-------------|--|---|
|                        |   |             |  | (#52.1) fields in the INSTITUTION (#4) file.  |
| XU EPCS EXP DATE       | Print DEA Expiration Date Null                    | Print       |  | <p>Released with Kernel Patch XU*8.0*580, this option prints all active users with an unpopulated DEA# and DEA EXPIRATION DATE. This option prints the following data:</p> <ul style="list-style-type: none"> <li>• NAME</li> <li>• DEA#</li> <li>• DEA EXPIRATION DATE</li> </ul>  |
| XU EPCS LOGICAL ACCESS | Task Changes to DEA Prescribing Privileges Report | Run Routine | Routine:<br>RPT1^XUEPCSR<br>T                  | <p>Released with Kernel Patch XU*8.0*580, this tasked option prints the setting or change to DEA prescribing privileges related to issuance of a controlled substance prescription.</p> <p>This option only prints data from the previous day and with data that has been modified. The data is retrieved from the XUEPCS DATA (#8991.6) file.</p> <p>This option should be scheduled to run on a daily basis.</p> <p> <b>NOTE:</b> No data is displayed to the screen; the data is printed to the device indicated by the XUEPCS REPORT DEVICE parameter.</p> |


| Option Name              | Option Text                         | Type        | Routine / Action / RPC / Other (Based on Type) | Description   |
|--------------------------|-------------------------------------|-------------|--|---|
|                          |                                     |             |  |  <p><b>CAUTION:</b><br/>Verify that the <b>XUEPCS REPORT DEVICE</b> parameter has been set <i>before</i> using this option.</p> <p>To set the parameter, see the “Set the <b>XUEPCS REPORT DEVICE</b> Parameter” section in the <i>Kernel 8.0 &amp; Kernel Toolkit 7.3 Systems Management Guide</i>.</p> |
| XU EPCS PRINT EDIT AUDIT | Print Audits for Prescriber Editing | Run Routine | Routine: PRINT^XUEPCSE D                       | Released with Kernel Patch XU*8.0*580, this option prints information related to the editing of prescriber information.   |
| XU EPCS PRIVS            | Print Prescribers with Privileges   | Print       |  | <p>Released with Kernel Patch XU*8.0*580, this option prints all active users who have privileges to any of the SCHEDULEs II through V and who have a DEA# or VA#. This option prints the following data:</p> <ul style="list-style-type: none"> <li>• NAME</li> <li>• <b>DUZ</b></li> <li>• DEA#</li> <li>• VA#</li> <li>• SCHEDULESs</li> </ul>   |


| Option Name             | Option Text  | Type           | Routine / Action / RPC / Other (Based on Type) | Description   |
|-------------------------|--|----------------|--|---|
| XU EPCS<br>PSDRPH       | Print<br>PSDRPH<br>Key Holders                         | Print          |  | <p>Released with Kernel Patch XU*8.0*580, this option prints all active users holding the PSDRPH security key. This report sorts by Division, and within DIVISION, it sorts by NAME. This option prints the following data:</p> <ul style="list-style-type: none"> <li>• NAME</li> <li>• <b>DUZ</b></li> <li>• GIVEN BY (Person Who Assigned Key)</li> <li>• DATE GIVEN (Date Assigned)</li> </ul>  |
| XU EPCS<br>PSDRPH AUDIT | Task<br>Allocation<br>Audit of<br>PSDRPH<br>Key Report | Run<br>Routine | Routine:<br>RPT2^XUEPCSR<br>T                  | <p>Released with Kernel Patch XU*8.0*580, this tasked option prints the allocation of the PSDRPH security key. This option only prints data from the previous day and with data that has been modified. The report prints data for the archive XUEPCS PSDRPH AUDIT (#8991.7) file.</p> <p>This option should be scheduled to run on a daily basis.</p> <p> <b>NOTE:</b> No data is displayed to the screen; the data is printed to the device indicated by the XUEPCS REPORT DEVICE parameter.</p> |



| Option Name               | Option Text                         | Type        | Routine / Action / RPC / Other (Based on Type) | Description   |
|---------------------------|-------------------------------------|-------------|--|---|
|                           |                                     |             |  |  <p><b>CAUTION:</b><br/>Verify that the XUEPCS REPORT DEVICE parameter has been set <i>before</i> using this option.</p> <p>To set the parameter, see the “Set the XUEPCS REPORT DEVICE Parameter” section in the <i>Kernel 8.0 &amp; Kernel Toolkit 7.3 Systems Management Guide</i>.</p> |
| XU EPCS PSDRPH KEY        | Allocate/De-Allocate of PSDRPH Key  | Run Routine | Routine: PSDKEY^XUEPCSRT                       | Released with Kernel Patch XU*8.0*580, this option allows users to allocate or de-allocate the PSDRPH security key  |
| XU EPCS SET PARMS         | Print Setting Parameters Privileges | Print       |  | Released with Kernel Patch XU*8.0*580, this option prints all active users holding the XUEPCSEDIT security key. This option identifies individuals responsible for setting the parameters.  |
| XU EPCS UTILITY FUNCTIONS | ePCS DEA Utility Functions          | Menu        |  | (Released with Kernel Patch XU*8.0*580)<br>This is DEA ePCS Utility main menu. It includes the following options (listed in   |

| Option Name | Option Text | Type | Routine / Action /<br>RPC / Other<br>(Based on Type) | Description  |
|-------------|-------------|------|--|--|
|             |             |      |  | display order): <ul style="list-style-type: none"> <li>• XU EPCS EXP DATE (1; SYNONYM: 1)</li> <li>• XU EPCS DISUSER EXP DATE (2; SYNONYM: 2)</li> <li>• XU EPCS XDATE EXPIRES (3; SYNONYM: 3)</li> <li>• XU EPCS DISUSER XDATE EXPIRES (4; SYNONYM: 4)</li> <li>• XU EPCS PRIVS (5; SYNONYM: 5)</li> <li>• XU EPCS DISUSER PRIVS (6; SYNONYM: 6)</li> <li>• XU EPCS PSDRPH (7; SYNONYM: 7)</li> <li>• XU EPCS SET PARMS (8; SYNONYM: 8)</li> <li>• XU EPCS PRINT EDIT AUDIT (9; SYNONYM: 9)</li> <li>• XU EPCS LOGICAL ACCESS (10; SYNONYM: 10)</li> <li>• XU EPCS PSDRPH AUDIT (11; SYNONYM: 11)</li> <li>• XU EPCS PSDRPH KEY (12; SYNONYM: 12)</li> <li>• XU EPCS EDIT DEA# AND XDATE (13; SYNONYM: 13)</li> </ul> |

| Option Name                 | Option Text  | Type           | Routine / Action / RPC / Other (Based on Type) | Description  |
|-----------------------------|--|----------------|--|--|
|                             |  |                |  | 13)  |
| XU EPCS<br>XDATE<br>EXPIRES | Print DEA<br>Expiration<br>Date Expires<br>30 days | Print          |  | Released with Kernel Patch XU*8.0*580, this option prints all active users with a DEA# and where the DEA EXPIRATION DATE expires within <b>30</b> days. This option prints the following data: <ul style="list-style-type: none"> <li>• NAME</li> <li>• DEA#</li> <li>• DEA EXPIRATION DATE</li> </ul> |
| XU FINDUSER                 | Find a user  | Run<br>Routine | Routine:<br>XUS9                               | This option finds a user that is currently signed on to the system in this UCI group. If the user is on this CPU it also shows the menu path. It uses the "CUR" cross-reference on the SIGN-ON LOG (#3.081) file.  |
| XU FIRST LINE<br>PRINT      | First Line<br>Routine Print                        | Run<br>Routine | Routine:<br>%ZTP1                              | This option uses the %ZTP1 utility to print the first line of routines.  |
| XU IP<br>RELEASE            | Release IP<br>lock                                 | Run<br>Routine | Routine:<br>X6IP^XUSTZIP                       | This option releases the lock on an IP address caused by too many invalid signon attempts.   |
| XU NOP MENU                 | Do nothing<br>menu                                 | Menu           |  | This menu is just a placeholder for some special access methods.<br><br> <b>CAUTION: Do not place any new items in the menu multiple.</b>   |

| Option Name     | Option Text                               | Type        | Routine / Action / RPC / Other (Based on Type)  | Description   |
|-----------------|---|-------------|---|---|
| XU OPTION QUEUE | One-time Option Queue                     | Run Routine | Routine:<br>XUTMOPT   | This option allows any option that is in the OPTION (#19) file with the SCHEDULING RECOMMENDED field set to <b>Yes</b> , to be set up for one-time queuing.   |
| XU OPTION START | One-time Option Start (Internal Use Only) | Action      | Entry Action:<br>N XQY,XQY0 S<br>XQY0=\$G(^DIC(19,X<br>UXQM,0)),XQT=\$P(X<br>QY0,U,4) I<br>\$L(XQT),"APR"[XQT<br>S XQY=XUXQM D<br>ZTSK2^XQ1 Q | <p>This option works with XU OPTION QUEUE (One-time Option Queue) to allow site managers to schedule an option that usually runs on a cycle without disrupting that cycle.</p> <p> <b>This option should <i>not</i> be used directly, either from a menu or through the Schedule/Unschedule Options [XUTM SCHEDULE] option; it is used internally by XU OPTION QUEUE to make that option work correctly.</b></p> |

| Option Name      | Option Text               | Type        | Routine / Action / RPC / Other (Based on Type) | Description  |
|------------------|---------------------------|-------------|--|--|
| XU PROC CNT CLUP | XUS Process count cleanup | Run Routine | Routine:<br>CLEAR^XUSCNT(0)                    | This option is only needed for GT.M sites. This is the Kernel process count cleanup routine. It checks the entries in <b>XUTL("XUSYS", \$J)</b> to see if they are still active, and if <i>not</i> , removes the entry. For GT.M sites only, schedule this option to run between every 1 to 8 hours.   |
| XU SEC OFCR      | Menu and Option Security  | Menu        |  | This menu includes options to allow the user to review options. It includes the following options: <ul style="list-style-type: none"> <li>• XUINQUIRE</li> <li>• XUOPTWHO</li> <li>• XUPRINT</li> <li>• XUUSERACC</li> <li>• XUUSERACC2</li> <li>• XUXREF-2</li> <li>• XQSHOKEY</li> <li>• XQLOCK2</li> <li>• XQSMD SEC OFCR</li> <li>• XUOPTDISP</li> <li>• XUOPTLOG</li> <li>• XUOPTPURGE</li> </ul> |
| XU SID ASK       | Ask if Production Account | Run Routine | Routine:<br>ASK^XUPROD                         | This option allows the user to claim that the current account is the Production account and set the SID into the KERNEL SYSTEM PARAMETERS (#8989.3) file.<br><br>This option is locked with the XUMGR  |

| Option Name     | Option Text                   | Type            | Routine / Action / RPC / Other (Based on Type)  | Description   |
|-----------------|-------------------------------|-----------------|---|---|
|                 |                               |                 |   | security key.   |
| XU SID EDIT     | Edit Logical/Physical Mapping | Run Routine     | Routine:<br>EDIT^XUPROD   | This option lets you edit the two fields that are used in the SID code to map a logical name in the Cache <b>cpf</b> file to the Physical name that is returned by a <b>\$ZU(12,"")</b> call.   |
| XU SID STARTUP  | Startup PROD check            | Run Routine     | Routine:<br>CHECK^XUPROD  | This option should run at every startup to check if the current SID matches the stored SID. To do this, the option needs to be in the OPTION SCHEDULING (#19.2) file with the SPECIAL QUEUEING field set to Startup Persistent.   |
| XU SITE LOCKOUT | Edit Site IP lockout          | Action          | Entry Action:<br>N DA,DR,DIE S<br>DA=1,DR="[XUSITEI<br>P]",DIE=8989.3 D<br>XUDIE^XUS5 | This option edits the KERNEL SYSTEM PARAMETERS (#8989.3) file for IP lockout, User lockout, and Terminal server list entry.   |
| XU SWITCH UCI   | Switch UCI                    | Run Routine     | Routine:<br>SWITCH^XUS3A  | This option switches UCIs.  |
| XU USER ADD     | New User Event                | Extended Action | Entry Action:<br>D<br>GET^XUSERP(XUIEN,<br>.XUSR)                                     | This is a protocol to link other software applications that want to know about a USER ADD event. Other packages can attach to this protocol option, and they are called when a new USER is Added. At the end of editing, the user data XU USER CHANGE protocol is called. <b>DUZ</b> is the person that is running the add user |

| Option Name     | Option Text        | Type            | Routine / Action / RPC / Other (Based on Type)             | Description  |
|-----------------|--------------------|-----------------|--|--|
|                 |                    |                 |  | <p>option. XUIFN points to the NEW PERSON (#200) file entry that has been added. It returns selected File #200 data to XUSR(field name) array for NEW PERSON components. It is called from XUSERNEW by XUSERP. It includes the following option:</p> <ul style="list-style-type: none"> <li>PSB BCBU PMU MESSAGE BUILDER</li> </ul>  |
| XU USER CHANGE  | User Change Event  | Extended Action | <p>Entry Action:</p> <pre>D GET^XUSERP(XUIFN, .XUSR)</pre> | <p>This is a protocol to link other software applications that want to know about a USER CHANGE event. Other packages can attach to this protocol option, and they are called when a USER is Edited. <b>DUZ</b> is the person that is running the edit user option. XUIFN points to the NEW PERSON (#200) file entry that has been changed. It returns selected File #200 data to XUSR(field name) array for NEW PERSON components. It includes the following option:</p> <ul style="list-style-type: none"> <li>PSB BCBU PMU MESSAGE BUILDER</li> </ul> |
| XU USER SIGN-ON | User sign-on event | Extended Action |  | <p>This is a protocol option to link other software applications that want to know</p>   |

| Option Name      | Option Text         | Type            | Routine / Action / RPC / Other (Based on Type) | Description  |
|------------------|---------------------|-----------------|--|--|
|                  |                     |                 |  | <p>about a user signon event. The protocols <i>must not</i> READ/WRITE to the screen, because it may be doing a GUI signon. They can set text that is displayed to the user by calling SET^XUS1A(string)<br/> The first character should be a ! to cause the text to be placed on a new line. <b>DUZ</b> is defined but other variables may <i>not</i> be. It is called from <b>XUS1A</b>. It includes the following options:</p> <ul style="list-style-type: none"> <li>• PRSAZ SUP ALERTS</li> <li>• RA SIGN-ON MSG</li> <li>• VAFC EXCEPTION NOTIFIER</li> <li>• RG EXCEPTION NOTIFIER</li> <li>• ASL ESIG ACCESS AGREEMENT</li> <li>• ADR PURCHASE CARD ACTIONS</li> <li>• AEA CMR TURN IN ALERT</li> <li>• AEA PPM TURN IN ALERT</li> <li>• AEA WHSE TURN IN ALERT</li> <li>• ENIT RESP NOTIFY</li> </ul> |
| XU USER START-UP | User start-up event | Extended Action | Routine:<br>XQ12                               | (Released with Kernel Patch XU*8.0*593)<br>This is a protocol option that is used exclusively during a VistA user signon   |



| Option Name       | Option Text          | Type            | Routine / Action / RPC / Other (Based on Type)     | Description   |
|-------------------|----------------------|-----------------|--|---|
|                   |                      |                 |  | <p>event. Items attached to this option are “<b>TYPE:action</b>” options in the OPTION (#19) file, which can be used to prompt users for input upon VistA signon and before their Primary Menu Option is displayed. Unlike the XU USER SIGN-ON option, it can provide interactive prompting to users. It is <i>not</i> used for GUI signon.</p> <p>For example, The KEEP FROM DELETING (#209.2) field has been set to “<b>Yes</b>” on option User start-up event [XU USER START-UP].</p> <p>This option is called from the <b>XQ12</b> routine.</p> |
| XU USER TERMINATE | User terminate event | Extended Action | Entry Action:<br>D<br>GET^XUSERP (XUIEN,<br>.XUSR) | <p>This is a protocol to link other software applications that want to know about a USER TERMINATE event. Other applications can attach to this protocol option and they will be called when a USER is terminated. The call is just after the user’s Access and Verify codes have been removed. <b>DUZ</b> is the person that is running the terminate option. XUIFN points to the NEW PERSON (#200) file entry that is being terminated. It returns selected File #200 data to XUSR(field name)</p>  |

| Option Name      | Option Text                                   | Type   | Routine / Action / RPC / Other (Based on Type)   | Description   |
|------------------|---|--------|--|---|
|                  |   |        |  | <p>array for NEW PERSON components. It is called in XUSTERM from XUSERP. It includes the following options:</p> <ul style="list-style-type: none"> <li>• USR USER TERMINATE</li> <li>• GMRC TERMINATE CLEANUP</li> <li>• OR TERMINATE CLEANUP</li> <li>• PRCS TERMINATE</li> <li>• AEA XU TERMINATE REMOTE</li> <li>• TIU TEMPLATE USER DELETE</li> <li>• PSB BCBU PMU MESSAGE BUILDER</li> <li>• ENIT USER ACCOUNT TERMINATED</li> </ul> |
| XU-486 MENU COPY | Copy the compiled menus from the print server | Action | <p>Entry Action:</p> <pre>S SYS="CS" F S SYS=\$O(^%ZIS(14.5 ,"B",SYS)) Q:SYS'["CS" S UCI="VAH",%X="^XU TL("XQO",",",%Y=" ^[UCI,SYS]XUTL(" XQO",",%=\$E(%Y,1 ,\$L(%Y)-1)_)" X "K @% D %XY^%RCR"</pre> | <p>(Obsolete) This option is just for the MSM 486 site that run TaskMan only on the print server and need to get updated compiled menus to the Compute servers.</p> <p>It should be scheduled to run after the menu tree rebuild has finished on the print server. As distributed, it only copies the compiled menus to a UCI named <b>VAH</b> on compute servers named <b>CSA,CSB,...</b> It uses <b>%RCR</b> to copy</p>                |

| Option Name                  | Option Text                          | Type  | Routine / Action / RPC / Other (Based on Type) | Description   |
|------------------------------|--------------------------------------|-------|--|---|
|                              |                                      |       |  | the data.   |
| XU-CLINICAL ACTIVE TRAINEE   | List of Active Registered Trainees   | Print |  | This option prints a report of active Registered Trainees. The SCHEDULING RECOMMENDED (#209) field has been set to "YES" in case the site decides they want to schedule this report at regular intervals. When manually launching this report, it is recommended that it be QUEUED.   |
| XU-CLINICAL INACTIVE TRAINEE | List of Inactive Registered Trainees | Print |  | This option prints a report of inactive Registered Trainees. The SCHEDULING RECOMMENDED (#209) field has been set to "YES" in case the site decides they want to schedule this report at regular intervals. When manually launching this report, it is recommended that it be QUEUED. |
| XU-CLINICAL LOCAL REPORTS    | Local Trainee Registration Reports   | Menu  |  | This menu option provides various Trainee Registration reports that look at the local database. It includes the following options: <ul style="list-style-type: none"> <li>• XU-CLINICAL TRAINEE DB COUNT</li> <li>• XU-CLINICAL ACTIVE TRAINEE</li> <li>• XU-CLINICAL</li> </ul>      |

| Option Name                  | Option Text                        | Type    | Routine / Action / RPC / Other (Based on Type)  | Description   |
|------------------------------|------------------------------------|---------|---|---|
|                              |                                    |         |   | INACTIVE TRAINEE<br><ul style="list-style-type: none"> <li>XU-CLINICAL TRAINEE LIST</li> </ul>  |
| XU-CLINICAL TRAINEE COUNT    | Count of Clinical Trainee's        | Print   |   | This option prints a reports of the total number of Clinical Trainee's that have been entered into the NEW PERSON (#200) file.  |
| XU-CLINICAL TRAINEE DB COUNT | Total Count of Registered Trainees | Print   |   | This option prints a report of the total number of Clinical Trainee's that have been entered into the NEW PERSON (#200) file.   |
| XU-CLINICAL TRAINEE EDIT     | Edit Trainee Registration Data     | Action  | Entry Action:<br>S<br>DIC="^VA(200," ,DI<br>C(0)="AEMQ",DIC("S")="I<br>\$\$(\$P(^0),U,11):<br>\$P(^0),U,11)'<\$\$<br>FMADD^XLFDT(DT,""-1096" ),1:1)" D<br>^DIC K DIC Q:Y=-1<br>S DA=+Y,DR="[XU-CLINICAL TRAINEE]" ,DIE="^VA(200," D<br>XUDIE^XUS5 K<br>D0,DA,DIE,DR | This option is used to edit the Registered Trainee data.  |
| XU-CLINICAL TRAINEE INQUIRY  | Trainee Registration Inquiry       | Inquire |   | This option displays various attributes of Registered Trainees.   |
| XU-CLINICAL TRAINEE LIST     | List of All Registered Trainees    | Print   |   | This option reports both active and inactive Registered Trainees. The SCHEDULING RECOMMENDED (#209) field has been set to "YES" in case the site decides they want to schedule this report at regular |

| Option Name                 | Option Text                                  | Type  | Routine / Action / RPC / Other (Based on Type) | Description   |
|-----------------------------|--|-------|--|---|
|                             |  |       |  | intervals. When manually launching this report, it is recommended that it be QUEUED.  |
| XU-CLINICAL TRAINEE MENU    | OAA Trainee Registration Menu                | Menu  |  | This is the primary menu for managing Trainee Registration. It includes the following options: <ul style="list-style-type: none"> <li>• XU-CLINICAL TRAINEE EDIT</li> <li>• XU-CLINICAL TRAINEE INQUIRY</li> <li>• XU-CLINICAL TRAINEE REPORTS</li> </ul> |
| XU-CLINICAL TRAINEE REPORTS | Trainee Reports Menu                         | Menu  |  | This is the Trainee Registration main reports menu. It includes the following options: <ul style="list-style-type: none"> <li>• XU-CLINICAL LOCAL REPORTS</li> <li>• XU-CLINICAL TRANS REPORTS</li> </ul>   |
| XU-CLINICAL TRAINEE TRANSA  | Trainee Transmission Report by Date          | Print |  | This option produces a report of transmitted trainees by date transmitted to the OAA.   |
| XU-CLINICAL TRAINEE TRANSB  | Trainee Transmission Report Selectable Items | Print |  | This option selects a range for date transmitted and a range for the VHA training facility.   |
| XU-CLINICAL TRAINEE TRANSC  | Trainee Transmission Report by Range         | Print |  | This report displays/prints the Registered Trainee transmission counts for a selected period of time.   |
| XU-CLINICAL                 | Trainee                                      | Menu  |  | This is the menu for the  |

| Option Name                    | Option Text                      | Type        | Routine / Action / RPC / Other (Based on Type)  | Description   |
|--------------------------------|----------------------------------|-------------|---|---|
| TRANS REPORTS                  | Transmission Reports to OAA      |             |   | Various Trainee Registration transmission reports to the OAA. It includes the following options: <ul style="list-style-type: none"> <li>• XU-CLINICAL TRAINEE TRANSA</li> <li>• XU-CLINICAL TRAINEE TRANSB</li> <li>• XU-CLINICAL TRAINEE TRANSC</li> </ul> |
| XU-INACTIVE PERSON CLASS USERS | List Inactive Person Class Users | Run Routine | Routine: PR^XUBA  | This option lists users who currently have inactive Person Classes and need to be assigned new Person Classes.  |
| XU-INSTITUTION-DEA             | Institution DEA# edit            | Edit        |   | This option edits the Facility DEA number in the INSTITUTION (#4) file.   |
| XU-INSTITUTION-E               | Institution Edit                 | ScreenMan   |   | This option edits a subset of the fields in the INSTITUTION (#4) file.  |
| XU-PERSON CLASS EDIT           | Person Class Edit                | Action      | Entry Action:<br>S<br>DIC="^VA(200," ,DIC(0)="AEMQ",DIC("S")="I<br>\$\$(\$P(^0),U,11):<br>\$P(^0),U,11)'<DT<br>,1:1)" D ^DIC K<br>DIC Q:Y=-1 S<br>DA=+Y,DR="[XU-<br>PERSON<br>CLASS]" ,DIE="^VA(<br>200," D<br>XUDIE^XUS5 K<br>D0,DA,DIE,DR | This option is used to edit Person Class data. This option is located under the User Management menu [XUSER].<br><br>This option can be given to any user who needs to edit this data. Users that have been terminated <i>cannot</i> be edited.             |
| XU-PERSON CLASS REMOVE         | Remove a person class entry      | Run Routine | Routine: REMOVE^XUA4A72   | This option should be given only to those persons that the site trusts to remove entries from the Person Class multiple of the NEW  |

| Option Name    | Option Text                                 | Type        | Routine / Action / RPC / Other (Based on Type) | Description   |
|----------------|---|-------------|--|---|
|                |   |             |  | PERSON (#200) file. The PERSON CLASS Multiple holds a history, and under normal use, entries should <i>not</i> be removed. This option is to fix real messes.   |
| XU-PING-SERVER | TCP/IP type PING server                     | Server      | Routine: XTSPING                               | This is a PING server that works like PING under TCP/IP. If you send a message to this server it will send it back to you.  |
| XU-SPL-ALLOW   | Allow other users access to spool documents | Edit        |  | This option edits the OTHER AUTHORIZED USERS field in the SPOOL DOCUMENT file to allow other users access to a spool document.  |
| XU-SPL-BROWSE  | Browse a Spool Document                     | Run Routine | Routine: BROWSE^ZISPL                          | This option uses the VA FileMan Browser tool on a Spool Document.   |
| XU-SPL-DELETE  | Delete A Spool Document                     | Run Routine | Routine: DELETE^ZISPL                          | Delete a spool document from the SPOOL DOCUMENT file and delete the associated message if they are still linked.  |
| XU-SPL-LIST    | List Spool Documents                        | Print       |  | This option lists entries in the SPOOL DOCUMENT file.   |
| XU-SPL-MAIL    | Make spool document into a mail message     | Run Routine | Routine: MAIL^ZISPL                            | This option takes a spool document and posts it as a MailMan message to the user's <b>IN</b> basket. This does <i>not</i> move the data at all but does decrease the number of lines charged to the user. |
| XU-SPL-MENU    | Spooler                                     | Menu        |  | This is the menu of   |

| Option Name  | Option Text                  | Type        | Routine / Action / RPC / Other (Based on Type) | Description   |
|--------------|------------------------------|-------------|--|---|
|              | Menu                         |             |  | options to work with spooled documents after they have been created. It includes the following options: <ul style="list-style-type: none"> <li>• XU-SPL-LIST</li> <li>• XU-SPL-PRINT</li> <li>• XU-SPL-DELETE</li> <li>• XU-SPL-MAIL</li> <li>• XU-SPL-ALLOW</li> <li>• XU-SPL-BROWSE</li> </ul>  |
| XU-SPL-MGR   | Spool Management             | Menu        |  | This is the menu for the system administrators to manage the spooler access. It includes the following options (listed in display order): <ul style="list-style-type: none"> <li>• XU-SPL-DELETE (1)</li> <li>• XU-SPL-USER (2)</li> <li>• XU-SPL-LIST (3)</li> <li>• XU-SPL-PRINT (4)</li> <li>• XU-SPL-SITE (5)</li> </ul> This menu is locked with the XUMGR security key. |
| XU-SPL-PRINT | Print A Spool Document       | Run Routine | Routine:<br>PRINT^ZISPL                        | This option prints a document that has been spooled.  |
| XU-SPL-PURGE | Purge old spool documents    | Run Routine | Routine:<br>1^ZISPL2                           | This option should be tasked to run at least once a week to delete spool documents that are older than the number of days in the KERNEL SYSTEM PARAMETERS (#8989.3) file.   |
| XU-SPL-SITE  | Spooler Site Parameters Edit | Edit        |  | Edit the site parameters for the Spooler.   |




| Option Name   | Option Text                         | Type   | Routine / Action / RPC / Other (Based on Type)  | Description  |
|---------------|-------------------------------------|--------|---|--|
| XU-SPL-USER   | Edit User's Spooler Access          | Edit   |   | This option allows the system administrators to edit the spooler fields in the NEW PERSON (#200) file.   |
| XU-SPY-SHOW   | Display the Kernel Audit Parameters | Print  |   | This is an inquire to the KERNEL SYSTEM PARAMETERS (#8989.3) file to show the current AUDIT parameters that are set up.  |
| XUADISP       | Audit Display                       | Menu   |   | This is the Audit Display menu. It includes the following options (listed in display order): <ul style="list-style-type: none"> <li>• XUOPTDISP (1)</li> <li>• XUUSEROPT (2)</li> <li>• XUFDEV (3)</li> <li>• XUFDISP (4)</li> <li>• XUPMDISP (5)</li> </ul>                 |
| XUAUDIT       | Establish System Audit Parameters   | Action | Entry Action:<br>S<br>DA=1 ,DIE=" ^XTV( 89<br>89 . 3 , " ,DR="[ XUAUD<br>IT]" D XUDIE^XUS5<br>K DA ,DIE ,DR | This option establishes the audit parameters for which option, namespace, user, device, and failed access attempt to audit. Includes date to initiate and terminate this audit function.   |
| XUAUDIT MAINT | System Audit Menu                   | Menu   |   | This menu establishes and maintains audit functions. It includes the following options (listed in display order; no #5): <ul style="list-style-type: none"> <li>• XUAUDIT (1)</li> <li>• XU-SPY-SHOW (2)</li> <li>• XUSERVDISP (3)</li> <li>• XM SUPER SEARCH (4)</li> </ul> |

| Option Name      | Option Text                     | Type        | Routine / Action / RPC / Other (Based on Type) | Description  |
|------------------|---------------------------------|-------------|--|--|
|                  |                                 |             |  | <ul style="list-style-type: none"> <li>• DG BULLETIN LOCAL (6)</li> <li>• DG PATIENT INQUIRY (7)</li> <li>• DG PARAMETER ENTRY (8)</li> </ul>  |
| XUAUDIT MENU     | Audit Features                  | Menu        |  | <p>This menu includes options to establish Kernel Audit Parameters and to print/display audit data. It includes the following options (listed in display order):</p> <ul style="list-style-type: none"> <li>• XUAUDIT MAINT (1)</li> <li>• XUAUDIT RPT (2)</li> <li>• XUADISP (3)</li> </ul>                               |
| XUAUDIT RPT      | System Audit Reports            | Menu        |  | <p>This is a menu of reports pertaining to the audit of options, users, and the system. It includes the following options (listed in display order):</p> <ul style="list-style-type: none"> <li>• XUFAIL (1)</li> <li>• XUOPTLOG (2)</li> <li>• XUSC LIST (3)</li> </ul>   |
| XUAUTODEACTIVATE | Automatic Deactivation of Users | Run Routine | Routine: CHECK^XUSTER M1                       | <p>This option will go thru the NEW PERSON (#200) file, and search for users with a termination date in the past who still have an access code. It deletes their Access code and security keys. It calls the XU USER TERMINATE protocol in the OPTION (#19) file, so other applications can take any action needed. If</p> |

| Option Name | Option Text                   | Type | Routine / Action / RPC / Other (Based on Type) | Description   |
|-------------|-------------------------------|------|--|---|
|             |                               |      |  | <p>the DELETE ALL MAIL ACCESS field is set, then the user is removed from the MailMan system. This deletes their mail boxes and deletes them from any mail groups.</p> <p>Patch XU*8*514 implements the Logical Access Controls section of VA Handbook 6500. Item <b>d</b> states that accounts are automatically disabled if inactive for <b>30</b> days.</p> <p>The routine checks for users that have an access code and a LAST SIGNON DATE (#202) where the LAST SIGNON DATE is more than <b>30</b> days old and sets the DISUSER (#7) field flag for the user. If the site has set the ACADEMIC AFFILIATION WAIVER (#13) field to <b>YES</b> in the KERNEL SYSTEM PARAMETERS (#8989.3) file then a <b>90</b> day limit is used in place of <b>30</b> days.</p> |
| XUCHANGE    | Change Device's Terminal Type | Edit |  | This option changes the TERMINAL TYPE associated with a given device.   |
| XUCOMMAND   | SYSTEM COMMAND OPTIONS        | Menu |  | This is the basic command menu that holds commands executable from anywhere in the menu   |

| Option Name | Option Text | Type   | Routine / Action / RPC / Other (Based on Type) | Description   |
|-------------|-------------|--------|--|---|
|             |             |        |  | <p>processor. It includes the following options:</p> <ul style="list-style-type: none"> <li>• XUHALT</li> <li>• XUTIME</li> <li>• XUCONTINUE</li> <li>• XURELOG</li> <li>• XMUSER</li> <li>• XUSERTOOLS (SYNONYM: TBOX)</li> <li>• XQALERT (SYNONYM: VA)</li> <li>• ENWOWARD (SYNONYM: WOR)</li> <li>• PRSA EMP MENU (SYNONYM: LEAV)</li> <li>• ZPBOOK (SYNONYM: PB)</li> <li>• ZPSOMD DRUG LOOK-UP (SYNONYM: FORM)</li> <li>• 452 VA STATION INQ (SYNONYM: PB)</li> <li>• RTZ USER MENU (SYNONYM: RTZ)</li> <li>• OOPS GUI EMPLOYEE</li> <li>• XUS SIGNON</li> <li>• XUS KAAJEE WEB LOGON</li> <li>• XOBESIG USER</li> <li>• ENIT OWNER MENU (SYNONYM: IT O)</li> <li>• EC GUI CONTEXT</li> <li>• VEJDWPB CORE RPCS</li> </ul> |
| XUCONTINUE  | Continue    | Action | Entry Action:<br>s                             | This option halts processing, allowing for  |

| Option Name | Option Text       | Type | Routine / Action / RPC / Other (Based on Type)                 | Description  |
|-------------|-------------------|------|--|--|
|             |                   |      | <pre>XQUR="CON",^("T") =^XUTL("XQ",\$J,"T")-1 G CON^XQ12</pre> | <p>the user to directly proceed to the last option accessed on the next login.</p>   |
| XUCORE      | Core Applications | Menu | <p>Entry Action:</p> <pre>D ^ASTR2,XM^ABOC</pre>               | <p>This menu branches to each of the CORE application packages. It includes the following options:</p> <ul style="list-style-type: none"> <li>• PSMENU (DISPLAY ORDER: 10)</li> <li>• DIUSER (SYNONYM: FM DISPLAY ORDER: 17)</li> <li>• MRMENU (DISPLAY ORDER: 7)</li> <li>• FHMGR (DISPLAY ORDER: 2)</li> <li>• YSUSER (DISPLAY ORDER: 6)</li> <li>• RADIOLOGY SYSTEM (DISPLAY ORDER: 13)</li> <li>• CRMGR (DISPLAY ORDER: 1)</li> <li>• LRZMENU (DISPLAY ORDER: 4)</li> <li>• VOLMENU (DISPLAY ORDER: 18)</li> <li>• SOWK (DISPLAY ORDER: 15)</li> <li>• DGZMGR (SYNONYM: PIMS)</li> </ul> |

| Option Name                          | Option Text                     | Type           | Routine / Action / RPC / Other (Based on Type)   | Description   |
|--------------------------------------|---------------------------------|----------------|--|---|
|                                      |                                 |                |  | DISPLAY ORDER: 5)<br><ul style="list-style-type: none"> <li>FHDMP (DISPLAY ORDER: 9)</li> <li>NURS-SYS-MGR (SYNONYM: NS)</li> <li>ENMGR (SYNONYM: EN)</li> <li>ABSV VAVS MASTER MENU (SYNONYM: VOL)</li> <li>HL MAIN MENU (SYNONYM: HL7)</li> <li>MAG WINDOWS</li> <li>RDP1 UTIL MENU (SYNONYM: RDP)</li> </ul> |
| XUDEV                                | Device Edit                     | Edit           |  | This option changes the device characteristics for a given device.  |
| XUDEV<br>LINEPORT<br>ADDR<br>CURRENT | Current<br>Line/Port<br>Address | Action         | Entry Action:<br>W !, "Your current<br>Line/Port address<br>is<br>"_\$\$LNPRTNAM^%ZIS<br>UTL | This option identifies your current Line/Port address.  |
| XUDEV<br>LINEPORT<br>ADDR EDIT       | Edit<br>Line/Port<br>Addresses  | Edit           |  | This option edits the Line/Port addresses.  |
| XUDEV<br>LINEPORT<br>ADDR RPT        | Line/Port<br>Address<br>report  | Print          |  | This option prints a report listing Line/Port Addresses.  |
| XUDEV RES-<br>CLEAR                  | Clear all<br>resources          | Run<br>Routine | Routine:<br>RELALL^XUDHRE<br>S   | This option loops through all entries in the RESOURCE file (3.54) and removes any slot in use entries.<br><br> <b>CAUTION:</b><br><b>This option should only be</b>  |

| Option Name   | Option Text                    | Type        | Routine / Action / RPC / Other (Based on Type) | Description   |
|---------------|--------------------------------|-------------|--|---|
|               |                                |             |  | <b>used as a TaskMan Startup option or by a knowledgeable site person.</b>  |
| XUDEV RES-ONE | Clear one Resource             | Run Routine | Routine:<br>RELONE^XUDHR<br>ES                 | This option clears/resets one entry of one resource. System administrators use this option to clear problems.   |
| XUDEVEDIT     | Edit Devices by Specific Types | Menu        |  | This menu edits specific types of devices using ScreenMan or edits all device fields. It includes the following options: <ul style="list-style-type: none"> <li>• XUDEVEDITSP (SYNONYM: SPL)</li> <li>• XUDEVEDITHFS (SYNONYM: HFS)</li> <li>• XUDEVEDITRES (SYNONYM: RES)</li> <li>• XUDEVEDITTRM (SYNONYM: TRM)</li> <li>• XUDEVEDITALL (SYNONYM: ALL)</li> </ul> |
| XUDEVEDITALL  | Edit All Device Fields         | Edit        |  | This option will allow the editing of all the fields in the DEVICE (#3.5) file.   |
| XUDEVEDITCHAN | Network Channel Device Edit    | Run Routine | Routine:<br>CHAN^ZISEDIT                       | This is a ScreenMan-oriented edit option for editing synchronous devices.   |
| XUDEVEDITHFS  | Host File Server Device Edit   | Run Routine | Routine:<br>HFS^ZISEDIT                        | This is a ScreenMan-oriented edit option for editing Host file devices.   |
| XUDEVEDITLP   | LPD/VMS                        | ScreenMa    |  | This option calls a   |

| Option Name        | Option Text                 | Type        | Routine / Action / RPC / Other (Based on Type) | Description   |
|--------------------|-----------------------------|-------------|--|---|
| D                  | Device Edit                 | n           |  | ScreenMan form to edit a VMS LPD device.  |
| XUDEVEDITMT        | Magtape Device Edit         | Run Routine | Routine: MT^ZISEDIT                            | This is a ScreenMan oriented edit option for editing magtape devices.   |
| XUDEVEDITRES       | Resource Device Edit        | Run Routine | Routine: RES^ZISEDIT                           | This is a ScreenMan-oriented edit option for editing resource devices.  |
| XUDEVEDITSP L      | Spool Device Edit           | Run Routine | Routine: SPL^ZISEDIT                           | This is a ScreenMan-oriented edit option for editing spool devices.   |
| XUDEVEDITSY NC     | Network Channel Device Edit | Run Routine | Routine: CHAN^ZISEDIT                          | This is a ScreenMan oriented edit option for editing synchronous devices.   |
| XUDEVEDITTR M      | TRM or VTRM Device Edit     | Run Routine | Routine: TRM^ZISEDIT                           | This option calls a ScreenMan form to edit a TRM or VTRM device.  |
| XUDIACCESS FOR ISO | Fileman Access for the ISO  | Menu        |  | This menu contains VA FileMan options. VA FileMan access is basically required until such time as all necessary reports can be generated by standardized menu options. It includes the following options (listed in display order): <ul style="list-style-type: none"> <li>• DIPRINT (1)</li> <li>• DISEARCH (2)</li> <li>• DIINQUIRE (3)</li> <li>• DIAUDIT (4)</li> <li>• DILIST (5)</li> </ul> |
| XUDISPLAY          | Display Device Data         | Print       |  | This option prints a list of all the devices in the DEVICE file.  |
| XUEDITOPT          | Edit options                | Edit        | Entry Action:                                  | This option creates the   |



| Option Name              | Option Text              | Type        | Routine / Action / RPC / Other (Based on Type)        | Description   |
|--------------------------|--------------------------|-------------|---|---|
|                          |                          |             | S DLAYGO=19<br>Exit Action:<br>K DLAYGO D<br>KICK^XQ7 | building blocks of the menu system. Each option should have an internal name, menu text, a description, and a type. Depending on its type, other fields are filled in.  |
| XUER EDIT PARAMS         | Error Trap Param Edit    | ScreenMan   |   | This option allows the editing of Error Trap parameters in the KERNEL SYSTEM PARAMETERS (#8989.3) file.   |
| XUER NOTE                | Annotate an Error        | Edit        |   | This option provides a means of letting a programmer annotate an error that has been logged automatically.  |
| XUER PURGE ERROR SUMMARY | Purge Error Trap Summary | Run Routine | Routine:<br>PURGE^XTERSUM1                            | This option should be scheduled weekly or monthly to purge the error summary of old errors. It only purges entries where the last error was over <b>90</b> days ago.  |
| XUER SUMMARY             | Error Summary Menu       | Menu        |   | This menu holds the Error Summary options. It includes the following options: <ul style="list-style-type: none"> <li>• XUER SUMMARY MOST RECENT</li> <li>• XUER NOTE</li> <li>• XUER PURGE ERROR SUMMARY</li> <li>• XUER UPDATE DEMAND/BATCH</li> <li>• XUER SUMMARY INQUIRE</li> <li>• XUER SUMMARY TOP</li> </ul> |


| Option Name              | Option Text                | Type        | Routine / Action / RPC / Other (Based on Type) | Description  |
|--------------------------|----------------------------|-------------|--|--|
| XUER SUMMARY INQUIRE     | Inquire Error Summary      | Inquire     |  | This option inquires into the ERROR TRAP SUMMARY (#3.077) file.  |
| XUER SUMMARY MOST RECENT | Summary Most Recent Errors | Print       |  | This option displays the most recent errors in the ERROR TRAP SUMMARY (#3.077) file.   |
| XUER SUMMARY TOP         | Top Errors                 | Run Routine | Routine: SHOW^XTERSUM4                         | This option runs a report of the top errors and prints a graph of when they occurred.  |
| XUER UPDATE DEMAND/BATCH | Update Error Trap Summary  | Run Routine | Routine: TODAY^XTERSUM                         | This option is run on demand or by batch to update the ERROR TRAP SUMMARY (#3.077) file from the current Error Trap. This only processes the errors for the current day.<br><b>DO ADD^XTERSUM</b> to add error from the last <b>30</b> days. See the code to reach back even further.  |
| XUERRS                   | Error Processing           | Menu        |  | This menu provides access to options pertaining to the Error Trap: displaying, printing, and purging errors. It includes the following options: <ul style="list-style-type: none"> <li>• XUERTRAP</li> <li>• XUERTRP PRINT ERRS</li> <li>• XUERTRP PRINT T-1 1 ERR (SYNONYM: P1)</li> <li>• XUERTRP PRINT T-1 2 ERR (SYNONYM: P2)</li> </ul> |

| Option Name             | Option Text                                      | Type        | Routine / Action / RPC / Other (Based on Type) | Description   |
|-------------------------|--|-------------|--|---|
|                         |  |             |  | <ul style="list-style-type: none"> <li>XUERTRP CLEAN</li> <li>XUERTRP TYPE</li> <li>XUER SUMMARY (SYNONYM: SUM)</li> </ul>  |
| XUERTRAP                | Error Trap Display                               | Run Routine | Routine: XTER                                  | This option displays programmer error messages (operating-system dependent).  |
| XUERTRP AUTO CLEAN      | Error trap Auto clean                            | Run Routine | Routine: AUTO^XTERPUR                          | This is a queueable option to clean up the Error Trap. By default, this option cleans up any errors that were recorded more than 7 days ago. If in the TaskMan Schedule/Unschedule Options option [XUTM SCHEDULE] the TASK PARAMETERS field has another numeric value that is used instead. |
| XUERTRP CLEAN           | Clean Error Trap                                 | Run Routine | Routine: XTERPUR                               | This option is available to delete old errors from the Error Trap. This option is locked with the XUPROGMODE security key.  |
| XUERTRP PRINT ERRS      | Interactive Print of Error Messages              | Run Routine | Routine: INTRACT^XTER1A                        | This option provides an interactive print of the first <b>n</b> occurrences of an error (where <b>n</b> is user-selectable) over the specified date range.  |
| XUERTRP PRINT T-1 1 ERR | Print 1 occurrence of each error for T-1 (QUEUE) | Run Routine | Routine: ONE^XTER1A                            | This option obtains a listing of the first occurrence of each error recorded on the previous day. It can be QUEUED to run shortly   |

| Option Name                   | Option Text                                   | Type        | Routine / Action / RPC / Other (Based on Type) | Description   |
|-------------------------------|---|-------------|--|---|
|                               |   |             |  | after midnight. If a device is specified, the output is sent to the specified device. If a device is <i>not</i> specified, the output is sent in a mail message to the individual who QUEUED the option to run. It should be set to automatically requeue at a <b>1D</b> (every day) interval.  |
| XUERTRP<br>PRINT T-1 2<br>ERR | Print 2 occurrences of errors on T-1 (QUEUED) | Run Routine | Routine:<br>TWO^XTER1A                         | This option obtains a listing of the first two occurrences of each error recorded on the previous day. It can be QUEUED to run shortly after midnight. If a device is specified, the output is sent to the specified device. If a device is <i>not</i> specified, the output is sent in a mail message to the individual who QUEUED the option to run. It should be set to automatically requeue at a <b>1D</b> (every day) interval. |
| XUERTRP<br>TYPE               | Remove a TYPE of error                        | Run Routine | Routine:<br>TYPE^XTERPUR                       | This option removes a type of error.  |
| XUEXKEY                       | Allocate/De-Allocate Exclusive Key(s)         | Run Routine | Routine:<br>EXCLUDE^XQ6B                       | This option can be used to just edit the MUTUALLY EXCLUSIVE KEYS Multiple in the SECURITY KEY file. This option is locked with the XUEXKEY security key.  |

| Option Name  | Option Text                   | Type  | Routine / Action / RPC / Other (Based on Type) | Description  |
|--------------|-------------------------------|-------|--|--|
| XUFAIL       | Failed Access Attempts Log    | Print |  | This option prints a list by date/time of those users who have failed access into the system.  |
| XUFDEV       | Device Failed Access Attempts | Print |  | This option displays failed access attempts; it sorts on device then date/time. It gives a subtotal of attempts for each device and a total of all those attempts requested in the sort. It prompts for a print device to generate a hard copy if desired.   |
| XUFDISP      | User Failed Access Attempts   | Print |  | This option displays the user failed access attempts; it sorts on name then date/time of attempt. It prompts for device. It gives subtotals by user; total for all failed access attempts.   |
| XUFILEACCESS | File Access Security          | Menu  |  | <p>This menu gives and takes away files from any user; as long as you have the same access and the same files as the user you are granting or taking away the files. It includes the following options:</p> <ul style="list-style-type: none"> <li>• XUFILEGRANT (DISPLAY ORDER: 1)</li> <li>• XUFILESETDELETE (DISPLAY ORDER: 40)</li> <li>• XUFILEPRINT (DISPLAY ORDER: 30)</li> </ul> |

| Option Name           | Option Text                    | Type        | Routine / Action / RPC / Other (Based on Type) | Description  |
|-----------------------|--------------------------------|-------------|--|--|
|                       |                                |             |  | <ul style="list-style-type: none"> <li>• XUFILELIST (DISPLAY ORDER: 25)</li> <li>• XUFILECOPY (DISPLAY ORDER: 5)</li> <li>• XUFILEREMOVEALL (DISPLAY ORDER: 45)</li> <li>• XUFILESINGLELEAD (DISPLAY ORDER: 10)</li> <li>• XUFILEINQUIRY (DISPLAY ORDER: 20)</li> <li>• XUFILEDELETE (DISPLAY ORDER: 50)</li> <li>• XUFILERANGEASSIGN</li> </ul>                                     |
| XUFILEACCESS SEC OFCR | Fileman Security Menu          | Menu        |  | <p>This menu includes options to display/print the VA FileMan files users can access. It includes the following options (listed in display order):</p> <ul style="list-style-type: none"> <li>• XUFILEINQUIRY (1)</li> <li>• XUFILELIST (2)</li> <li>• XUFILEPRINT (3)</li> <li>• XUFILESETDELETE (4)</li> <li>• XUFILESINGLELEAD (5)</li> <li>• XUFILEACCESS FOR OIG (6)</li> </ul> |
| XUFILECOPY            | Copy One User's File Access to | Run Routine | Routine: COPY^XUFILE                           | This option copies the file access that one user holds and give  |

| Option Name        | Option Text                           | Type        | Routine / Action / RPC / Other (Based on Type)   | Description   |
|--------------------|---------------------------------------|-------------|--|---|
|                    | Others                                |             |  | that same access to others.   |
| XUFILEDELETE       | Take away All access to a File        | Run Routine | Routine:<br>DEL <sup>F</sup> ^XUFILE1            | This option deletes the access all users hold to a particular file. This does <i>not</i> include those users with programmer access [i.e., <b>DUZ(0)="@</b> "].   |
| XUFILEGRANT        | Grant Users' Access to a Set of Files | Run Routine | Routine:<br>XUFILE                               | This option gives one or more users access to selected files. You can enter an individual file number, a range of numbers, and/or a list of file numbers.<br><br> <b>NOTE:</b> You can only give out access to files to which you have access. |
| XUFILEINQUIRY      | Inquiry to a User's File Access       | Inquire     | Exit Action:<br>K<br>%ZISI,DISYS,DP,P,<br>V,W,X1 | This option shows what kind of file access a particular user has.   |
| XUFILELIST         | List Access to Files by File number   | Run Routine | Routine:<br>ACC^XUFILE1                          | This option lists, by file number, those users who have access to the range of files selected and what that access is.  |
| XUFILEPRINT        | Print Users Files                     | Print       | Exit Action:<br>K<br>%ZISI,B,P,DIJ,DISYS         | This option lists, by user, each file the user has access to, and what that access is. Users who have no access are <i>not</i> listed.  |
| XUFILERANGE ASSIGN | Assign/Delete a File Range            | Edit        | Exit Action:<br>K<br>%X,%Y,DI,DISYS,DQ,<br>V,W   | This option assigns or deletes a file range for a user. This file range is used when creating a new file. If the range is present, then the   |


| Option Name         | Option Text                            | Type        | Routine / Action / RPC / Other (Based on Type)   | Description  |
|---------------------|--|-------------|--|--|
|                     |  |             |  | user can only create new files whose numbers are within the range.   |
| XUFILEREMOV<br>EALL | Remove All Access from a Single User   | Run Routine | Routine:<br>DELI^XUFILE1   | This option removes all the file access a single user holds.   |
| XUFILESETDEL<br>ETE | Delete Users' Access to a Set of Files | Run Routine | Routine:<br>XUDELA^XUFILE  | This option deletes the access to files held by one or more users. You can enter an individual file number, a range of numbers, and/or a list of file numbers. |
| XUFILESINGLE<br>ADD | Single file add/delete for a user      | Edit        | Exit Action:<br>K<br>V,W,C,DI,DISYS,DQ<br>,%X,%Y,DLAYGO  | This option adds or deletes the access a user has for a single file.   |
| XUFPURGE            | Failed Access Attempts Log Purge       | Run Routine | Routine:<br>FAPURGE^XUAP<br>URGE   | This option asks for a beginning and ending date to purge all those entries in that range. Also, it asks for a date/time when this task will be queued to run. |
| XUHALT              | Halt                                   | Action      | ENTRY ACTION:<br>S: '\$D(XQCH)<br>XQCH="HALT"<br>G:\$L(XQCH)>2<br>HALT^XQ12 S<br>XQUR="HALT" G<br>XPRMP^XQ12 | This is the command that is used to terminate processing in MenuMan.   |
| XUINDEX             | %Index of Routines                     | Run Routine | Routine:<br>XINDEX   | This option runs the <b>%INDEX</b> routine.  |
| XUINDEX2            | Structured Routine listing             | Run Routine | Routine:<br>XCR ^%INDX8  | This option allows the direct printing of <b>%INDEX</b> 's structured routine print.   |
| XUINQUIRE           | Option Function Inquiry                | Inquire     |  | This option displays the information known to MenuMan about a  |



| Option Name | Option Text                    | Type        | Routine / Action / RPC / Other (Based on Type) | Description   |
|-------------|--------------------------------|-------------|--|---|
|             |                                |             |  | given option.   |
| XUKERNEL    | Kernel Management Menu         | Menu        |  | <p>This menu contains Kernel management options. It includes the following options:</p> <ul style="list-style-type: none"> <li>• XUSITEPARM</li> <li>• XUVERSIONEW-HELP</li> <li>• XU-INSTITUTION-E</li> <li>• XUMF INSTITUTION</li> <li>• XUMF IMF ADD EDIT</li> <li>• XUSSPKI EDIT</li> <li>• XU-INSTITUTION-DEA</li> <li>• XUPS NPF CLEANUP MAIN MENU</li> <li>• XU SID ASK</li> <li>• XU SITE LOCKOUT</li> <li>• XU IP RELEASE</li> <li>• XUMF LOAD NPI</li> <li>• XU SID EDIT</li> <li>• XUER EDIT PARAMS</li> </ul> |
| XUKEYALL    | Allocation of Security Keys    | Run Routine | Routine:<br>EN1^XQ6                            | This option assigns a set of security keys to an individual user or a single key to a set of users. To be eligible, a security key <i>must</i> be in existence and owned by the user of this option.  |
| XUKEYDEALL  | De-allocation of Security Keys | Run Routine | Routine:<br>EN2^XQ6                            | This option is used to take away a set of security keys from an individual user or a  |

| Option Name | Option Text                 | Type  | Routine / Action / RPC / Other (Based on Type) | Description  |
|-------------|-----------------------------|-------|--|--|
|             |                             |       |  | single key from a set of users. To be eligible, a key <i>must</i> be in existence and owned by the user of this option.  |
| XUKEYEDIT   | Enter/Edit of Security Keys | Edit  |  | This option edits the descriptions of existing security keys and adds new keys to the system. Holders are specified through the Allocation of Security Keys option [XUKEYALL].   |
| XUKEYMGMT   | Key Management              | Menu  |  | <p>This menu contains all of the options used to manage security keys. It includes the following options:</p> <ul style="list-style-type: none"> <li>• ORLEASE (DISPLAY ORDER: 1)</li> <li>• XUKEYDEALL (DISPLAY ORDER: 2)</li> <li>• XUKEYEDIT (DISPLAY ORDER: 3)</li> <li>• XQSHOKEY</li> <li>• XQLISTKEY</li> <li>• XQKEYDEL</li> <li>• XQKEYRDEL</li> <li>• XQKEYALTODEL</li> <li>• XQLOCK1</li> <li>• XQLOCK2</li> <li>• XUEXKEY</li> </ul> <p>This menu is locked with the XUSPY security key.</p> |
| XULIST      | List Terminal Types         | Print |  | This option prints a list of the various terminal  |

| Option Name       | Option Text     | Type        | Routine / Action / RPC / Other (Based on Type) | Description  |
|-------------------|-----------------|-------------|--|--|
|                   |                 |             |  | types known to the system.   |
| XUMAINT           | Menu Management | Menu        |  | <p>This menu allows the systems manager or developer to maintain the menus, options, and security. It includes the following options:</p> <ul style="list-style-type: none"> <li>• XUEDITOPT (DISPLAY ORDER: 1)</li> <li>• XUXREF (DISPLAY ORDER: 8)</li> <li>• XQHELP-MENU (DISPLAY ORDER: 12)</li> <li>• XQRESTRICT (DISPLAY ORDER: 5)</li> <li>• XUOPTWHO (DISPLAY ORDER: 6)</li> <li>• XQOPTFIX (DISPLAY ORDER: 11)</li> <li>• XQSMD MGR (DISPLAY ORDER: 4)</li> <li>• XUKEYMGMT (DISPLAY ORDER: 3)</li> <li>• XUXREF-2</li> <li>• XQOOMAIN</li> <li>• XQDISPLAY OPTIONS</li> <li>• XQOPED (SYNONYM: OPED)</li> <li>• XQBUILDMAIN</li> </ul> |
| XUMF DMIS ID LOAD | Load DMIS ID's  | Run Routine | Routine: DMIS^XUMF04Q                          | This option is used to queue a background  |

| Option Name          | Option Text                | Type        | Routine / Action / RPC / Other (Based on Type)   | Description   |
|----------------------|----------------------------|-------------|--|---|
|                      |                            |             |  | <p>job that will query the Institution Master File (IMF) and get the DoD DMIS ID facilities and populate the local INSTITUTION (#4) file with them.</p> <p>This option is locked with the XUMF INSTITUTION security key.</p>  |
| XUMF IMF ADD EDIT    | IMF edit                   | Run Routine | <p><u>OUT OF ORDER MESSAGE</u> :</p> <p>LOG REMEDY TICKET TO CHANGE NATIONAL ENTRY</p> | <p>This option edits this facility's (or associated facility's) address information. The edits update your local INSTITUTION file (#4) and the Institution Master File (IMF) on FORUM.</p> <p> <b>CAUTION: Use extreme care updating this information, because you will be updating not just your own database but the national database as well.</b></p> <p>This option is locked with the XUMF INSTITUTION security key.</p> |
| XUMF IMF EDIT STATUS | IMF Display Cleanup Status | Run Routine | <p>Out of Order Message:</p> <p>DO NOT USE THIS OPTION</p>                             | <p>This option displays the facilities associated with the user and the status of the IMF data cleanup for each facility.</p>   |


| Option Name         | Option Text                           | Type           | Routine / Action / RPC / Other (Based on Type)                                   | Description   |
|---------------------|---------------------------------------|----------------|--|---|
| XUMF<br>INSTITUTION | Institution<br>File Query /<br>Update | Run<br>Routine | Routine:<br>EN^XUMF4<br>Out of Order<br>Message:<br>Use XUMF LOAD<br>INSTITUTION | <p>This option provides clean up utilities to check for duplicate station numbers and to get a copy of Institution Master File from FORUM for comparison and update purposes.</p> <p>The cleanup utilities provide several lists to compare the local INSTITUTION (#4) file with the Institution Master File (IMF) -- the "Gold" file of Institutions complete with all approved station numbers including inactive as well as active station numbers. Utilities will be included to resolve duplicate station numbers and to automatically populate the local INSTITUTION (#4) file with national IMF data.</p> <p>The INSTITUTION (#4) file cleanup utilities use the query functionality provided by the Master File Server mechanism. An HL7 Master File Query (MFQ) message is sent to FORUM to get the IFM. The MFQ message is handled by the VistA HL7 package that invokes the Master File Server (MFS) message handler. The MFS handler interprets the query</p> |

| Option Name             | Option Text                                   | Type        | Routine / Action / RPC / Other (Based on Type)                               | Description  |
|-------------------------|---|-------------|--|--|
|                         |   |             |  | <p>and builds/sends the appropriate response to the local site in an HL7 Master File Response (MFR) message. The VistA HL7 package invokes the MFS handler on the local site that stores the IMF data in a temporary global. The cleanup utilities use this information for the displays and to automatically update the local INSTITUTION (#4) file.</p> <p>This option is locked with the XUMF INSTITUTION security key.</p> |
| XUMF LOAD INSTITUTION   | Update/refresh Institution file with IMF data | Run Routine | Routine:<br>EN^XUMF04Q   | <p>This option queries the Institution Master File (IMF) to get the gold file of institutions and automatically updates the local INSTITUTION (#4) file.</p> <p>This option is locked with the XUMF INSTITUTION security key.</p>  |
| XUMF LOAD NPI           | Load Institution NPI values                   | Run Routine | Routine:<br>EN^XUMF416<br>Out of Order Message:<br>USE XUMF LOAD INSTITUTION | <p>This option will execute an HL7 query to FORUM to get the NPI values from the Institution Master File (IMF) and update the local INSTITUTION (#4) file.</p>   |
| XUMF335 clean 4.1 and 4 | Patch XU*8*335 clean 4.1 and 4                | Run Routine | Out of Order Message:<br>USE XUMF LOAD INSTITUTION                           | <p>This option removes existing entries from the FACILITY TYPE (#4.1) file and gets the "Gold" standard from</p>   |

| Option Name            | Option Text           | Type        | Routine / Action / RPC / Other (Based on Type) | Description  |
|------------------------|-----------------------|-------------|--|--|
|                        |                       |             |  | FORUM. It updates the INSTITUTION (#4) file with IMF data.<br>This option is locked with the XUMF INSTITUTION security key.  |
| XUMNACCESS             | Access Monitor Menu   | Menu        |  | This menu includes options to the Access Monitor Menu.<br>It includes the following options (listed in display order): <ul style="list-style-type: none"> <li>• XUPMDISP (1)</li> <li>• XUPMPURGE (2)</li> <li>• XUFAIL (3)</li> <li>• XUFPURGE (4)</li> <li>• XUFDEV (5)</li> <li>• XUFDISP (6)</li> <li>• XUSC LIST (7)</li> </ul> |
| XUOAA SEND HL7 MESSAGE | Send HL7 PMU message  | Run Routine | Routine: OAA^XUOAAHL7                          | This option sends an HL7 PMU message to the Office of Academic Affiliations (OAA).   |
| XUOPTDISP              | Option Audit Display  | Print       |  | This display sorts on option then date/time. Also prompts for print device to generate a hard copy of listing.   |
| XUOPTLOG               | Audited Options Log   | Print       |  | This report sorts on date/time then option; it prints all data elements of each entry requested.   |
| XUOPTPURGE             | Audited Options Purge | Run Routine | Routine: OPTPURGE^XUA PURGE                    | This option prompts for a beginning and ending date <i>and</i> time to purge the Option Audit entries. Also, it prompts for when the task will be run.   |

| Option Name | Option Text                           | Type        | Routine / Action / RPC / Other (Based on Type) | Description  |
|-------------|---------------------------------------|-------------|--|--|
| XUOPTUSER   | User Management Menu                  | Menu        |  | <p>This menu contains various Kernel options that have to do with managing individual users. It includes the following options:</p> <ul style="list-style-type: none"> <li>• XUUSERSTATUS</li> <li>• XU FINDUSER (SYNONYM: FIND)</li> <li>• XUSERREL</li> <li>• XUSC LIST</li> <li>• XUSERLIST</li> <li>• XUSERINQ</li> <li>• XUSAP PROXY LIST (SYNONYM: PXY)</li> </ul> |
| XUOPTWHO    | Option Access By User                 | Run Routine | Routine: XQ55                                  | <p>This option prompts for a menu option, and then prints a list of which users can access this option. The list can be printed with or without the menu paths to the option.</p>  |
| XUOUT       | Out of Service Set/Clear              | Edit        |  | <p>This option controls whether a device is out of order or <i>not</i>. If set Out of Order by this option, a device <i>cannot</i> be used for logon.</p>  |
| XUPMDISP    | Display of Programmer Mode Entry List | Print       |  | <p>This displays which users entered into programmer mode, sorts by user name, and then date/time. It prompts for a print device to generate a hard copy if desired. It gives count of entries by user.</p>  |
| XUPMPURGE   | Programmer Mode Entry                 | Run Routine | Routine: PMPURGE^XUAP                          | <p>This option runs the XUPMPURG routine to</p>  |




| Option Name        | Option Text                  | Type        | Routine / Action / RPC / Other (Based on Type)  | Description  |
|--------------------|------------------------------|-------------|---|--|
|                    | Log Purge                    |             | URGE  | purge the log of programmer mode entry.  |
| XUPR RTN CHKSUM    | Check Routines on Other CPUs | Run Routine | Routine:<br>XTSUMCK   | This option compares the checksum for routines on one system to the checksums for the same routines on another system. It is only for sites that have Compute and Print Servers with different routine directories.  |
| XUPR RTN EDIT      | Routine Edit                 | Action      | Entry Action:<br>R !, "ROUTINE:<br>", X:DTIME I<br>X?1A1.7AN X<br>^%ZOSF("TEST") I<br>X "ZL @X ^%Z" | This option allows developers on the site manager's staff to edit MUMPS routines.<br>This option is locked with the security XUPROGMODE key.<br> <b>CAUTION:</b><br>This option is only for developers. |
| XUPR RTN PATCH     | Routines by Patch Number     | Run Routine | Routine:<br>%ZTPTCH   | This option prints routines associated with a patch. You <i>must</i> enter a list of routines and then the output will be by patch numbers.  |
| XUPR-ROUTINE-TOOLS | Routine Tools                | Menu        |   | This is the group of programmer options that deal with routines. It includes the following options: <ul style="list-style-type: none"> <li>• XUINDEX</li> <li>• XU FIRST LINE PRINT</li> <li>• XTFCR</li> <li>• XTFCE</li> <li>• XUROUTINE IN</li> </ul>                                     |

| Option Name       | Option Text                      | Type        | Routine / Action / RPC / Other (Based on Type)  | Description  |
|-------------------|----------------------------------|-------------|---|--|
|                   |                                  |             |   | <ul style="list-style-type: none"> <li>• XUPRROU</li> <li>• XUROUTINE OUT</li> <li>• XT-ROUTINE COMPARE</li> <li>• XUPR RTN EDIT</li> <li>• XT-VARIABLE CHANGER</li> <li>• XT-VERSION NUMBER</li> <li>• XTRGRPE</li> <li>• XUPR-RTN-TAPE-CMP</li> <li>• XTRDEL</li> <li>• XUPR RTN PATCH</li> <li>• XUPR RTN CHKSUM</li> <li>• XU CHECKSUM REPORT</li> <li>• XU CHECKSUM LOAD</li> </ul> |
| XUPR-RTN-TAPE-CMP | Compare routines on tape to disk | Run Routine | Routine:<br>TAPE^XTRCMP   | This option reads a standard DSM %RS tape or disk file or M/11 tape and compares the routines on the tape with a routine with the same name in the current account.  |
| XUPRGL            | List Global                      | Action      | Routine:<br>%G<br>Entry Action:<br>D<br>@(\$S(^%ZOSF("OS")<br>["MSM": "^%GL", ^%Z<br>OSF("OS")["DTM": "<br>^%g", 1: "^%G"]) | This option runs the operating system routine to list specified globals. For MSM this is %GL for other systems it is %G.<br>This option is locked with the XUPROGMODE security key.  |
| XUPRINT           | Print Option File                | Print       |   | This option produces a formatted listing of the OPTION (#19) file, showing each option   |

| Option Name        | Option Text        | Type        | Routine / Action / RPC / Other (Based on Type)  | Description   |
|--------------------|--------------------|-------------|---|---|
|                    |                    |             |   | and its associated information.   |
| XUPROG             | Programmer Options | Menu        |   | <p>This menu is used by developers. It includes the following options:</p> <ul style="list-style-type: none"> <li>• XUPROGMODE (SYNONYM: PG)</li> <li>• XUPRGL</li> <li>• XUERRS</li> <li>• XT-NUMBER BASE CHANGER</li> <li>• XTSUMBLD (SYNONYM: NTEG)</li> <li>• DI DDMAP</li> <li>• XT-OPTION TEST</li> <li>• XQ UNREF'D OPTIONS</li> <li>• XUPR-ROUTINE-TOOLS</li> <li>• XTSUMBLD-CHECK</li> <li>• XTV MENU</li> <li>• XPD MAIN (SYNONYM: KIDS)</li> <li>• XUROUTINES</li> </ul> |
| XUPROGMODE         | Programmer mode    | Run Routine | Routine:<br>PRGMODE^%ZO<br>SV   | <p>This option drops the programmer into programmer direct mode.</p> <p>This option is locked with the XUPROGMODE security key.</p>   |
| XUPROTOCOL<br>EDIT | Edit a Protocol    | Edit        | <p>Entry Action:</p> <pre>S DLAYGO=101</pre> <p>Exit Action:</p> <pre>K DLAYGO I \$D(NAME) S XQORM=\$O(^ORD(101 ,"B",NAME,0))_" ;O RD(101," D</pre> | This option creates or edits a protocol.  |

| Option Name                      | Option Text                | Type        | Routine / Action / RPC / Other (Based on Type) | Description   |
|----------------------------------|----------------------------|-------------|--|---|
|                                  |                            |             | XREF^XQORM K<br>XQORM , NAME                   |   |
| XUPRROU                          | List Routines              | Run Routine | Routine:<br>%ZTPP                              | This option uses the <b>%ZTPP</b> routine to print a listing of the routines.   |
| XUPS ASSESSMENT<br>DETAIL        | XUPS ASSESSME<br>NT DETAIL | Run Routine | Routine:<br>DETAIL^XUPSCL<br>R                 | List NEW PERSON (#200) file entries that have missing DOB, SSN, or SEX, and NEW PERSON (#200) file statistics.  |
| XUPS ASSESSMENT<br>STATS         | XUPS ASSESSME<br>NT STATS  | Run Routine | Routine:<br>STATS^XUPSCLR                      | List NEW PERSON (#200) file statistics for the cleanup.   |
| XUPS NPF<br>CLEANUP<br>MAIN MENU | NPF cleanup<br>main menu   | Menu        |  | This is the main menu for the NEW PERSON (#200) file cleanup. It includes the following options (listed in display order): <ul style="list-style-type: none"> <li>• XUPS ASSESSMENT STATS (SYNONYM: STA; DISPLAY ORDER: 1)</li> <li>• XUPS ASSESSMENT DETAIL (SYNONYM: DET; DISPLAY ORDER: 2)</li> <li>• XUPS PREUPDATE NPF REPORTS (SYNONYM: PRE; DISPLAY ORDER: 3)</li> <li>• XUPS UPDATE NEW PERSON FILE (SYNONYM: UPD; DISPLAY ORDER: 4)</li> </ul> |

| Option Name                 | Option Text                              | Type                     | Routine / Action / RPC / Other (Based on Type)   | Description   |
|-----------------------------|--|--------------------------|--|---|
| XUPS PREUPDATE NPF REPORTS  | XUPS PREUPDATE NPF REPORTS               | Run Routine              | Routine:<br>EN^XUPSPAID<br>Entry Action:<br>S XUPSACT="PRINT"<br>Exit Action:<br>K XUPSACT   | This option reports on all of the NEW PERSON (#200) file entries whose Name, DOB, and/or Sex is different from their corresponding PAID EMPLOYEE file entries, as well as the NEW PERSON (#200) file entries that will be updated.  |
| XUPS UPDATE NEW PERSON FILE | XUPS UPDATE NEW PERSON FILE DATA         | Run Routine              | Routine:<br>EN^XUPSPAID<br>Entry Action:<br>S XUPSACT="UPDATE"   | This option updates NEW PERSON (#200) file entries with data from the PAID EMPLOYEE file.   |
| XUPS VISTALINK              | XUPS VISTALINK                           | Broker (Client / Server) | RPC:<br>XUPS PERSONQUERY   | This option is an RPC Broker Client / Server option.  |
| XURELOG                     | Restart Session                          | Action                   | Entry Action:<br>S: '\$D(XQCH)<br>XQCH="REST"<br>G: \$L(XQCH)>2<br>REST^XQ12 S<br>XQUR="REST" G X<br>PRMP^XQ12   | This option returns a user to the signon logic, so that a session can be restarted without dropping a telecommunication line.   |
| XURESJOB                    | Kill off a users' job<br>Synonym:<br>RJD | Action                   | Entry Action:<br>W: '\$D(^%ZOSF("RESJOB")) !,*7,"NOT AVAILABLE"<br>X: '\$D(^("RESJOB"))<br>^("RESJOB")<br>Exit Action:<br>D ^XUTMRJD ;call TaskMan utility to adjust the list of running tasks | This option uses the MUMPS vendor's exit forcing utility to allow the system manager to forcibly exit MUMPS jobs.<br>An exit action on this option allows the system manager to adjust TaskMan's list of running tasks if some of the processes forcibly exited were tasks.<br>This option is locked with the XUMGR security key. |

| Option Name            | Option Text                 | Type                     | Routine / Action / RPC / Other (Based on Type)   | Description  |
|------------------------|-----------------------------|--------------------------|--|--|
| XUROUTINE IN           | Input routines              | Action                   | Entry Action:<br>N % S<br>%=\$G(^%ZOSF("OS")<br>) D<br>@\$S(%["OpenM": "^%<br>RI" , %["DTM": "^%rl<br>oad" , %["GT.M": "^%<br>RI" , 1: "%RR")                | Loads routines from an external device, like a host file.<br><br> <b>CAUTION: Do not use this option if you are not sure how to run it!</b>   |
| XUROUTINE OUT          | Output routines             | Action                   | Entry Action:<br>N % S<br>%=\$G(^%ZOSF("OS")<br>) D<br>@\$S(%["GT.M": "^ZR<br>O" , %["OpenM": "^%R<br>O" , %["DTM": "^%rsa<br>ve" , 1: "%RS")                | This routine outputs routines to an external device, such as a host file.  |
| XUROUTINES             | Routine Management Menu     | Menu                     |  | This menu contains various Kernel options relating to the management of routines on the system. It includes the following options: <ul style="list-style-type: none"> <li>• XTMOVE</li> <li>• XTRDEL</li> <li>• XTMOVE-IN</li> <li>• XUPRROU</li> <li>• XU FIRST LINE PRINT</li> </ul> |
| XUS KAAJEE PROXY LOGON | KAAJEE PROXY BROKER CONTEXT | Broker (Client/ Server)  | RPC:<br>XUS KAAJEE GET USER VIA PROXY  | This is the KAAJEE Application User Broker Context option.   |
| XUS KAAJEE WEB LOGON   | KAAJEE BROKER CONTEXT       | Broker (Client / Server) | RPCs: <ul style="list-style-type: none"> <li>• XUS KAAJEE GET USER INFO</li> <li>• XUS KAAJEE LOGOUT</li> <li>• XUS ALLKEYS</li> <li>• XUS KAAJEE</li> </ul> | This option is an RPC Broker Client / Server option.   |

| Option Name                    | Option Text                                       | Type        | Routine / Action / RPC / Other (Based on Type) | Description   |
|--------------------------------|---|-------------|--|---|
|                                |   |             | GET CCOW<br>TOKEN                              |   |
| XUS NPI CBO LIST               | List of NPI data for CBO                          | Run Routine | Routine:<br>CBOLIST^XUSNPIED                   | This option lists providers related to the NPI rollout. This list is sent to the CBO on a monthly basis for tracking status of the roll out.  |
| XUS NPI ENTER NPI FOR PROVIDER | Add/Edit NPI values for Providers                 | Run Routine | Routine:<br>CLEREDIT^XUSNPIED                  | This option is intended for support staff to be able to enter data related to an NPI value for providers.   |
| XUS NPI EXEMPT PROVIDER        | Mark/Unmark Provider Exempt from requiring an NPI | Run Routine | Routine:<br>CLERXMPT^XUSNPIED                  | This option is used by support staff to indicate that a provider who has a Person Class entry relating to a taxonomy value that would normally require and NPI value, as <i>not</i> needing one (e.g., if the provider were doing administrative work full time). |
| XUS NPI EXTRACT                | XUS NPI EXTRACT REPORT                            | Run Routine | Routine:<br>TASKMAN^XUSNPIX1                   | This option compiles the NPI Extract file and emails it to XXX@Q-NPS.VA.GOV   |
| XUS NPI LOCAL REPORTS          | Print Local NPI Reports                           | Run Routine | Routine:<br>PRINTOPT^XUSNPIED                  | This option generates reports for the local facility on those who are expected to have NPI values entered.  |
| XUS NPI MENU                   | NPI (National Provider ID) Menu                   | Menu        |  | This menu provides the ability to enter data for a provider related to the National Provider ID. It includes the following options: <ul style="list-style-type: none"> <li>XUS NPI ENTER NPI FOR</li> </ul>   |

| Option Name                 | Option Text             | Type                     | Routine / Action / RPC / Other (Based on Type)  | Description   |
|-----------------------------|-------------------------|--------------------------|---|---|
|                             |                         |                          |   | PROVIDER <ul style="list-style-type: none"> <li>• XUS NPI EXEMPT PROVIDER</li> <li>• XUS NPI LOCAL REPORTS</li> </ul> This option is locked with the XUSNPIMTL security key.  |
| XUS NPI PROVIDER SELF ENTRY | PROVIDER NPI SELF ENTRY | Run Routine              | Routine:<br>USEREDIT^XUSNPIED   | This option provides the ability for a provider to enter his/her own NPI value and effective date. It is intended to be attached to the XU COMMON menu and checks for whether the user selecting it has the need to enter an NPI value. |
| XUS NPI SIGNON CHECK        | NPI Signon Check        | Action                   | Entry Action:<br>D SIGNON^XUSNPIED  | This option checks a user's signon to see whether the user needs to enter an NPI value. If so, a message is displayed to the user.  |
| XUS SIGNON                  | Kernel signon context   | Broker (Client / Server) | RPCs: <ul style="list-style-type: none"> <li>• XUS SIGNON SETUP</li> <li>• XUS AV CODE</li> <li>• XUS INTRO MSG</li> <li>• XUS CVC</li> <li>• XUS AV HELP</li> <li>• XUS DIVISION SET</li> <li>• XUS GET USER INFO</li> <li>• XUS DIVISION GET</li> <li>• XWB GET BROKER</li> </ul> | This option is an RPC Broker Client / Server option.  |




| Option Name                    | Option Text                          | Type        | Routine / Action / RPC / Other (Based on Type)   | Description  |
|--------------------------------|--------------------------------------|-------------|--|--|
|                                |                                      |             | INFO <ul style="list-style-type: none"> <li>• XUS GET TOKEN</li> <li>• XUS CCOW VAULT PARAM</li> <li>• XUS GET CCOW TOKEN</li> </ul> |  |
| XUSAP PROXY LIST               | Proxy User List                      | Print       |  | This option runs a VA FileMan (FM) print to show any users that have a USER CLASS of APPLICATION PROXY or CONNECTOR PROXY.   |
| XUSAZONK                       | Purge of the %ZUA global.            | Run Routine | Routine:<br>PURG^ZUA[MGR]<br>Entry Action:<br>S XUSLNT=1<br>Exit Action:<br>K XUSLNT   | This option purges the FAILED ACCESS ATTEMPTS and PROGRAMMER MODE ACCESS logs of all entries older than <b>30</b> days.  |
| XUSC LIST                      | Print Sign-on Log                    | Print       |  | This option prints the SIGN-ON LOG.  |
| XUSCZONK                       | Purge Sign-On log                    | Run Routine | Routine:<br>SCPURG^XUSPURGE  | This option purges the SIGN-ON LOG. All entries older than <b>30</b> days are removed permanently from the file.   |
| XUSEC ISO ACTIVE USER EXTRACT  | Special Active User Excel output     | Print       |  | This option produces a special Microsoft® Excel formatted output.  |
| XUSEC ISO Q TERMINATION REPORT | Queueable ISO Terminated User Report | Print       |  | This is a queueable version of the ISO's termination date report. The report dates are from the current date minus eight ( <b>8</b> ) days to the current date minus one ( <b>1</b> ) day. |

| Option Name                   | Option Text                           | Type        | Routine / Action / RPC / Other (Based on Type)          | Description   |
|-------------------------------|---------------------------------------|-------------|---|---|
| XUSEC ISO TERMINATION REPORT  | ISO's Terminated User Report          | Run Routine | Routine:<br>EP1^XUSECAD                                 | This is the interactive option for the ISOs, where the user can select beginning and ending dates.  |
| XUSEC UP ARROW TERM REPORT    | Up Arrow Delimited Termination Report | Run Routine | Routine:<br>EP1^XUSECAD<br>Entry Action:<br>S XUSECU= " | This option produces a report that is a caret (^; aka <b>Up-Arrow</b> ) delimited termination report that can be used as a spread sheet. It is suggested that the report be sent to an <b>HFS</b> device. If the screen is used, it will require a <b>132</b> -column width.  |
| XUSEC ISO ACTIVE USER EXTRACT | Special Active User Excel Output      | Print       |   | (Released with XU*8.0*424) This option is used by the Information Security Officer (ISO) to extract information to Microsoft® Excel for the 2008 SMART Database. This option was requested by OCIS.   |
| XUSER                         | User Management                       | Menu        |   | This menu is used to add, change, and delete users from the NEW PERSON (#200) file, as well as clear devices for signon purposes. It includes the following options: <ul style="list-style-type: none"> <li>• XUSERNEW (DISPLAY ORDER: 5)</li> <li>• XUSEREDIT (DISPLAY ORDER: 15)</li> <li>• XUSERREACT (DISPLAY ORDER:</li> </ul> |

| Option Name   | Option Text        | Type        | Routine / Action / RPC / Other (Based on Type) | Description   |
|---------------|--------------------|-------------|--|---|
|               |                    |             |  | 25) <ul style="list-style-type: none"> <li>• XUSERDEACT (DISPLAY ORDER: 20)</li> <li>• XUTESTUSER (DISPLAY ORDER: 40)</li> <li>• XUSERINQ (DISPLAY ORDER: 35)</li> <li>• XUFILEACCESS (DISPLAY ORDER: 45)</li> <li>• XUSESIG CLEAR (DISPLAY ORDER: 60)</li> <li>• XUSERBLK (DISPLAY ORDER: 10)</li> <li>• XUSESIG BLOCK</li> <li>• XUSERREPRINT</li> <li>• XUSER FILE MGR</li> <li>• XU-PERSON CLASS EDIT</li> <li>• XU-CLINICAL TRAINEE MENU</li> <li>• XUOPTWHO (SYNONYM: WHO)</li> <li>• XU-INACTIVE PERSON CLASS USERS</li> </ul> |
| XUSER DIV CHG | Change my Division | Run Routine | Routine: DIVCHG^XUSER1                         | This option changes the division to which you are currently assigned. It performs the same function as entering your current division at the "Select DIVISION: default division //" signon prompt.<br>If you only have one  |

| Option Name        | Option Text             | Type        | Routine / Action / RPC / Other (Based on Type) | Description  |
|--------------------|-------------------------|-------------|--|--|
|                    |                         |             |  | division to select from, XUSER DIV CHG shows you your current division and indicates that you cannot change it.  |
| XUSER FILE MGR     | Manage User File        | Menu        |  | This menu manages the NEW PERSON (#200) file. It includes the following options: <ul style="list-style-type: none"> <li>• XUSERPURGEAT T</li> <li>• XUSERAOLD</li> <li>• XUSER KEY RE-INDEX</li> </ul>   |
| XUSER KEY RE-INDEX | Reindex the users key's | Run Routine | Routine: IXKEY^XUSMGR                          | This option re-indexes the NEW PERSON (#200) file KEY subfield.  |
| XUSER PC BUILD     | User PC build Print     | Print       |  | This option prints a list of users in the NEW PERSON (#200) file who hold the PROVIDER security key <i>and</i> have a Verify code.<br>This option is <i>not</i> attached to a menu but can be added to the secondary menu of any user who will be working on this project and then removed when the project is complete.<br>This option prints the following fields: <ul style="list-style-type: none"> <li>• NAME</li> <li>• PERSON CLASS (Free Text)</li> <li>• PROVIDER TYPE (Set of Codes).</li> </ul> |

| Option Name         | Option Text        | Type | Routine / Action / RPC / Other (Based on Type) | Description   |
|---------------------|--------------------|------|--|---|
|                     |                    |      |  |  <b>NOTE:</b> The last two fields can only contain data at sites that have implemented the Decision Support System (DSS).  |
| XUSER PC BUILD EDIT | User PC build Edit | Edit |  | This option allows the rapid data entry (R/S) of Person Class data. This option is <i>not</i> attached to a menu but can be added to the secondary menu of a user who will be performing data entry and then removed when the project is complete.  |
| XUSER SEC OFCR      | User Security Menu | Menu |  | This menu contains options that allow the user to review users on the system. It includes the following options (listed in display order): <ul style="list-style-type: none"> <li>• XUSERINQ (1)</li> <li>• XUSERLIST (2)</li> <li>• XUUSERSTATUS (3)</li> <li>• XU FINDUSER (4)</li> <li>• XUTESTUSER (5)</li> <li>• XQLISTKEY (6)</li> <li>• XQOPACCESS (7)</li> <li>• XUUSEROPT (8)</li> <li>• XUSERDEACT (9)</li> <li>• XUSERREACT (10)</li> <li>• XUSEC ISO TERMINATION REPORT (11)</li> <li>• XUSEC UP</li> </ul> |

| Option Name     | Option Text                              | Type        | Routine / Action / RPC / Other (Based on Type) | Description  |
|-----------------|--|-------------|--|--|
|                 |  |             |  | ARROW TERM REPORT (12)   |
| XUSER-CLEAR-ALL | Clear all users at startup               | Run Routine | Routine: XUS6                                  | This option is to be setup in the SPECIAL QUEUING to run whenever TaskMan starts up. It goes through and clears all users signed-on from the multiple signon restriction.  |
| XUSERAOLD       | Purge Log of Old Access and Verify Codes | Run Routine | Routine: AOLD^XUSPURGE                         | This option purges all inactive Access and Verify codes that are more than <b>270 to 400</b> days old. This allows for the recycling of codes after a minimum of <b>3</b> changes.   |
| XUSERBLK        | Grant Access by Profile                  | Run Routine | Routine: XUSERBLK                              | This option adds or edits one or more users according to an existing user profile. The complete profile of the actual or dummy user, menus, and security keys included, is copied to the other users. For new users, security forms are generated. (Use the Help Processor menu to edit the XUSER COMPUTER ACCOUNT help frame containing the text of the forms.) To route forms, be sure that the user profile has a service/section and that the corresponding entry in the SERVICE/SECTION file has a Coordinator. This option is locked |

| Option Name       | Option Text               | Type        | Routine / Action / RPC / Other (Based on Type)   | Description   |
|-------------------|---------------------------|-------------|--|---|
|                   |                           |             |  | with the XUMGR and XUADD security keys and is restricted for use by systems management staff.   |
| XUSERCLR          | Clear Terminal            | Run Routine | Routine:<br>X6^XUSMGR  | This option clears a terminal that has been locked up due to too many errors during signon.   |
| XUSERDEACT        | Deactivate a User         | Run Routine | Routine:<br>XUSTERM  | As of a specified TERMINATION DATE, user will <i>not</i> be allowed to sign on to the computer.   |
| XUSEREDIT         | Edit an Existing User     | Action      | Entry Action:<br>S<br>DIC="^VA(200," ,DI<br>C(0)="AEMQ" ,DIC("S")="I<br>\$\$(\$P(^ (0),U,11):<br>\$P(^ (0),U,11)'<DT<br>,1:1)" D ^DIC K<br>DIC Q:Y=-1 S<br>DA="+Y,DR="[XUEXIS<br>TING<br>USER]" ,DIE="^VA(2<br>00," D XUDIE^XUS5<br>K D0,DA,DIE,DR | This option edits a user's characteristics. Users that have been terminated <i>cannot</i> be edited.  |
| XUSEREDITSE<br>LF | Edit User Characteristics | Run Routine | Routine:<br>EUC^XUS5   | This option edits certain user attributes as defined by the KERNEL SYSTEM PARAMETERS (#8989.3) file. At most, the user can edit their own VERIFY CODE, AUTO-MENU, TYPE-AHEAD, and NICKNAME. This can vary at your site. A user can also edit the SUBTYPE of their device. |
| XUSERINQ          | User Inquiry              | Inquire     | Routine:<br>USERINQ^XUSM   | This option displays various user attributes. If the user is currently  |

| Option Name    | Option Text                      | Type        | Routine / Action / RPC / Other (Based on Type)  | Description   |
|----------------|----------------------------------|-------------|---|---|
|                |                                  |             | GR  | signed on, it displays the job and device numbers, the signon time, and what option is being executed. Otherwise, it displays the last signon time. It also displays which security keys are held by this user. |
| XUSERINT       | Introductory text edit           | Action      | Entry Action:<br>W !!,"Enter introductory text to be displayed at each logon",!!<br>S<br>DIE="^XTV(8989.3,<br>",DA=1,DR=240 D<br>^DIE | This option edits the introductory text that is displayed each time the user signs on.  |
| XUSERLIST      | List users                       | Print       |   | This message lists users known to the system.   |
| XUSERNEW       | Add a New User to the System     | Run Routine | Routine:<br>XUSERNEW  | This option adds a new user to the system.  |
| XUSERPOST      | Post sign-in Text Edit           | Action      | Entry Action:<br>W !!,"Enter Post Logon Text to be displayed after each logon.",!! S<br>DIE="^XTV(8989.3,<br>",DA=1,DR=245 D<br>^DIE  | This option displays the logon text after a user signs onto the system.   |
| XUSERPURGE ATT | Purge Inactive Users' Attributes | Run Routine | Routine:<br>XUSTERM1  | This utility cleans up files. It removes all mailboxes and messages, mail groups, and security keys for users who have been terminated. If any of these users still retain Access codes, these will be deleted. |
| XUSERREACT     | Reactivate a User                | Run Routine | Routine:<br>REACT^XUSERN  | This option reactivates a user who has a  |




| Option Name  | Option Text                     | Type        | Routine / Action / RPC / Other (Based on Type) | Description  |
|--------------|---------------------------------|-------------|--|--|
|              |                                 |             | EW   | TERMINATION DATE. You are asked to enter their ACCESS CODE. If you give him/her an Access code (or if he/she still has one), their TERMINATION DATE is removed.  |
| XUSERREL     | Release user                    | Run Routine | Routine:<br>X8^XUSMGR                          | This option clears the record that a user is signed on to another terminal. It may seem that a user is signed on when there is an abnormal exit, such as an error or entry into Programmer Mode.   |
| XUSERREPRINT | Reprint Access agreement letter | Run Routine | Routine:<br>REPRINT^XUSER<br>NEW               | This option allows a site manager to reprint the computer access agreement letter. It will <i>not</i> reprint the Access code on the letter.   |
| XUSERTOOLS   | User's Toolbox                  | Menu        |  | This menu provides several different utilities designed for the average user. It includes the following options: <ul style="list-style-type: none"> <li>• XQTUSER</li> <li>• XU-SPL-MENU</li> <li>• XUSEREDITSELF</li> <li>• XUUSERDISP</li> <li>• XUUSERHELP</li> <li>• XUSERSIG</li> <li>• XUTM USER</li> <li>• XUSER DIV CHG</li> </ul> |
| XUSERVDISP   | Server audit display            | Print       |  | This option displays the server-type option audit data.  |
| XUSERWHERE   | Where am I?                     | Action      | Entry Action:<br>D GETENV^%ZOSV W              | This option shows a user their environment.  |

| Option Name   | Option Text                     | Type        | Routine / Action / RPC / Other (Based on Type)   | Description   |
|---------------|---------------------------------|-------------|--|---|
|               |                                 |             | !!,"UCI:<br>", \$P(Y,U), "<br>VOLUME SET:<br>", \$P(Y,U,2) W<br>: \$P(Y,U,3)] " " "<br>NODE: ", \$P(Y,U,3)<br>W !, " DEVICE:<br>", \$I, \$S(\$D(IO("IP<br>"))):" (" _IO("IP")_")", 1: " ") | Changed from showing IO("ZIO") to IO("IP").   |
| XUSESIG       | Electronic Signature code Edit  | Run Routine | Routine:<br>XUSESIG  | This option edits a user's INITIALS, SIGNATURE BLOCK TITLE, ELECTRONIC SIGNATURE CODE, and OFFICE PHONE.  |
| XUSESIG BLOCK | Electronic Signature Block Edit | Run Routine | Routine:<br>EN^XUSESIG2  | This option gives access to the Signature Block of the Electronic Signature. This is automatically set by a cross-reference of the NAME field. If it is changed with this option, it <i>must</i> contain the last name from the NAME field. Also, if the NAME field is changed this field will be changed and may need to be re-edited. |
| XUSESIG CLEAR | Clear Electronic signature code | Run Routine | Routine:<br>CLEAR^XUSESIG  | This option allows the site manager to clear (delete) a user's electronic signature code, so they may enter a new one.  |
| XUSESIG DEG   | EDUCATION (Degree) File Edit    | Edit        | DIC(20.11,   | This option is used to edit degree entries in the EDUCATION (#20.11) file. These entries define valid degrees that users can enter in the DEGREE (#10.6) field in the NEW PERSON (#200)   |

| Option Name | Option Text             | Type        | Routine / Action / RPC / Other (Based on Type) | Description   |
|-------------|-------------------------|-------------|--|---|
|             |                         |             |  | file.   |
| XUSFACHK    | Check Failed Access Log | Run Routine | Routine:<br>FAILED^XUSFAC<br>HK                | This option runs the Failed Access Check routine "XUSFACHK". It looks to see if there have been a large number of failed access attempts, since the routine was last run. If it finds that the number of failed access attempts is greater than the limit in the FAILED ATTEMPTS LIMIT - IRM field in the KERNEL SYSTEM PARAMETERS (#8989.3) file during normal business hours (8:00 a.m. to 4:30 p.m.) it sends a message to the mail group stored in the IRM MAIL GROUP field or the limit set in the FAILED ATTEMPTS LIMIT - AOD field in the KERNEL SYSTEM PARAMETERS (#8989.3) file after hours, it sends a message to the mail group in the AFTER HOURS MAIL GROUP. |
| XUSITEMGR   | Operations Management   | Menu        |  | This menu contains options of use to the site manager, such as options for managing Kernel site parameters, sign-on log, introductory text, etc. It includes the following options: <ul style="list-style-type: none"> <li>• XUSERINT</li> </ul>  |

| Option Name | Option Text                       | Type   | Routine / Action / RPC / Other (Based on Type)  | Description  |
|-------------|-----------------------------------|--------|---|--|
|             |                                   |        |   | (DISPLAY ORDER: 5)<br><ul style="list-style-type: none"> <li>• XUSTATUS (DISPLAY ORDER: 1)</li> <li>• XUSTAT (DISPLAY ORDER: 6)</li> <li>• XQ XUTL \$J NODES</li> <li>• XQAB MENU</li> <li>• XUOPTUSER</li> <li>• XUKERNEL</li> <li>• XQALERT DELETE OLD</li> <li>• XUSERPOST</li> <li>• XQALERT MGR</li> <li>• XWB MENU</li> <li>• XOBUSITE SETUP MENU</li> </ul> |
| XUSITEPARM  | Enter/Edit Kernel Site Parameters | Action | Entry Action:<br>W !!,"Note: the TaskMan site parameters have been moved out of this file.",!, "Use the Edit TaskMan Parameters option to edit those values.",! S DA=1,DR="[XUSITEPARM]",DIE=8989.3 D XUDIE^XUS5<br>Exit Action:<br>K DA,DIE,DR | This option edits the KERNEL SYSTEM PARAMETERS (#8989.3) file. It contains fields for default system values, lifetime of Verify code, auto-generation of Access codes, and name of user-characteristic edit template.  |
| XUSPY       | Information Security Officer Menu | Menu   | <u>ENTRY ACTION:</u><br>D ^ASTR2  | This menu is for the person serving as the Information Security Officer (ISO). It includes the following options: <ul style="list-style-type: none"> <li>• XUSER SEC OFCR</li> </ul>   |


| Option Name        | Option Text                | Type                    | Routine / Action / RPC / Other (Based on Type)  | Description  |
|--------------------|----------------------------|-------------------------|---|--|
|                    |                            |                         |   | (DISPLAY ORDER: 1)<br><ul style="list-style-type: none"> <li>XUFILEACCESS SEC OFCR (DISPLAY ORDER: 2)</li> <li>XU SEC OFCR (DISPLAY ORDER: 3)</li> <li>XUAUDIT MAINT (DISPLAY ORDER: 4)</li> <li>XUMNACCESS (DISPLAY ORDER: 5)</li> <li>DG SECURITY OFFICER MENU (DISPLAY ORDER: 6)</li> <li>XUSEC ISO ACTIVE USER EXTRACT</li> <li>452 SECURITY LOG BY USER (SYNONYM: SL3)</li> </ul> |
| XUSSPKI CRL UPLOAD | PKI CRL Upload             | Run Routine             | Routine:<br>CRLUP^XUSSPKI   | This option should be scheduled to run every hour to send any new URL for the CRLs to be collected by the PKI verification server.   |
| XUSSPKI EDIT       | Kernel PKI Parameter Edit  | Action                  | Entry Action:<br>N DA,DR,DDSFILE S<br>DA=1,DR="[XUSSPKI<br>]" ,DDSFILE=8989.3<br>D ^DDS             | This option runs the XUSSPKI form to edit the PKI server IP address.   |
| XUSSPKI UPN SET    | ePCS Set SAN from PIV Card | Broker (Client/ Server) | RPCs:<br><ul style="list-style-type: none"> <li>XUS PKI GET UPN</li> <li>XUS PKI SET UPN</li> </ul> | Released with Kernel Patch XU*8.0*580, this is a Broker-type context option that sets the SUBJECT ALTERNATIVE NAME (#501.2) field (aka SAN field or USER   |

| Option Name | Option Text                    | Type        | Routine / Action / RPC / Other (Based on Type)  | Description  |
|-------------|--------------------------------|-------------|---|--|
|             |                                |             |   | <p>PRINCIPLE NAME) in the NEW PERSON (#200) file from the Personal Identification Verification (PIV) Smart Card. This is used with the DEA ePCS electronic signature (e-sig) to be sure the correct certificate is selected from the PIV card.</p> <p> <b>NOTE:</b> This option only needs to be run once for a user at a site.</p> |
| XUSTAT      | CPU/Service /User/Device Stats | Run Routine | XUSTAT  | This option gives you a system utilization report for CPUs, Services, or users.  |
| XUSTATUS    | System Status                  | Action      | Entry Action:<br><pre>W @IOF N DUZ,DT,DTIME X:\$D(^%ZOSF("SS")) )#2 ^("SS") D HOME^%ZIS</pre> | This option uses an operating system utility to show all current jobs signed onto the computer.  |
| XUTERM      | Terminal Type Edit             | Edit        |   | This option edits the TERMINAL TYPE (#3.2) file.   |
| XUTESTUSER  | Switch Identities              | Run Routine | Routine:<br>TESTM^XUS91   | This option simulates signing on as another user, and thus, tests out a user's menus. It assigns all security keys but will <i>not</i> allow for the execution of any options.   |
| XUTIME      | Time                           | Action      | Entry Action:<br><pre>W !!,\$\$HTE^XLFD(\$H ,"P")</pre>                                       | This command displays the time and date.   |
| XUTIO       | Device Management              | Menu        |   | This menu maintains the DEVICE (#3.5) file, which defines the  |


| Option Name | Option Text | Type | Routine / Action /<br>RPC / Other<br>(Based on Type) | Description   |
|-------------|-------------|------|--|---|
|             |             |      |  | <p>characteristics of each device attached to the computer. It includes the following options:</p> <ul style="list-style-type: none"> <li>• XUTERM<br/>(DISPLAY ORDER: 3)</li> <li>• XUDEV<br/>(DISPLAY ORDER: 2)</li> <li>• XUOUT<br/>(DISPLAY ORDER: 10)</li> <li>• XUDISPLAY<br/>(DISPLAY ORDER: 5)</li> <li>• XUCHANGE<br/>(DISPLAY ORDER: 1)</li> <li>• XULIST<br/>(DISPLAY ORDER: 6)</li> <li>• XUTTEST<br/>(DISPLAY ORDER: 9)</li> <li>• XUTLOOPBACK<br/>(DISPLAY ORDER: 8)</li> <li>• XUSERCLR<br/>(DISPLAY ORDER: 7)</li> <li>• XU DA EDIT</li> <li>• XUDEVEDIT</li> <li>• XUDEV LINEPORT<br/>ADDR CURRENT</li> <li>• XUDEV LINEPORT<br/>ADDR EDIT</li> <li>• XUDEV LINEPORT<br/>ADDR RPT</li> <li>• XUDEV RES-ONE</li> <li>• XUDEV RES-CLEAR</li> </ul> |

| Option Name                 | Option Text                             | Type        | Routine / Action / RPC / Other (Based on Type)  | Description  |
|-----------------------------|---|-------------|---|--|
| XUTLOOPBACK                 | Loopback Test of Device Port            | Action      | Entry Action:<br>D ^%ZIS Q:POP X<br>^%ZOSF("EOFF"),^%<br>ZOSF("TYPE-<br>AHEAD"),"F<br>I=65:1:90 U IO W<br>*I R *X:1 U IO(0)<br>W:X>32 \$C(X)" X<br>^%ZOSF("EON"),^%Z<br>IS("C") | This option tests a terminal line with the use of a loopback connection on the line. A loopback connector just ties pins <b>2, 3</b> together.   |
| XUTM BACKGROUND PRINT       | Print Options that are Scheduled to run | Print       |   | This option prints a list of options from the OPTION SCHEDULING (#19.2) file that have data in one of the background task fields: <ul style="list-style-type: none"> <li>• QUEUED TO RUN AT WHAT TIME</li> <li>• DEVICE FOR QUEUED JOB OUTPUT</li> <li>• RESCHEDULING FREQUENCY</li> <li>• SPECIAL QUEUEING</li> </ul> |
| XUTM BACKGROUND RECOMMENDED | Print Options Recommended for Queueing  | Print       |   | This option prints a list of options that have been recommended by the developers for background queueing.   |
| XUTM BVPAIR                 | Site Parameters Edit                    | Edit        |   | This option allows the system manager to edit the TASKMAN SITE PARAMETERS (#14.7) file.  |
| XUTM CHECK ENV              | Check Taskman's Environment             | Run Routine | Routine:<br>ZTMCHK  | This option checks TaskMan's environment to make sure that links and global nodes required by TaskMan are present. These checks are the same checks that TaskMan performs  |



| Option Name | Option Text     | Type        | Routine / Action / RPC / Other (Based on Type) | Description  |
|-------------|-----------------|-------------|--|--|
|             |                 |             |  | every time it is started or restarted.   |
| XUTM CLEAN  | Clean Task File | Run Routine | Routine:<br>OPTION^XUTMK                       | <p>This option cleans out the Task Log for the site manager, removing all entries for tasks that have completed, have been rejected, or have failed with an error. The site manager is asked to specify how old such entries can be before they should be deleted. It then deletes them from ^%ZTSK for all inactive tasks that are older than that.</p> <p> <b>NOTE:</b> This option is <i>not</i> queueable; though, it does create a tasked job to do the actual deletion.</p> <p>ZTMQCLEAN is the queueable version of this option.</p> |
| XUTM DEL    | Delete Tasks    | Run Routine | Routine:<br>XUTMD                              | This option allows users to dequeue their own tasks and delete them from the Task Log. Users can delete either a single task or a range of tasks. Holders of the ZTMQ security key selecting this option can delete any tasks.   |
| XUTM DQ     | Dequeue Tasks   | Run Routine | Routine:<br>XUTMDQ                             | This option allows users to dequeue their own tasks. Holders of the ZTMQ security key  |

| Option Name                | Option Text                         | Type        | Routine / Action / RPC / Other (Based on Type) | Description  |
|----------------------------|-------------------------------------|-------------|--|--|
|                            |                                     |             |  | selecting this option can dequeue any tasks.   |
| XUTM ERROR                 | Taskman Error Log                   | Menu        |  | <p>This menu contains options to help the site manager manage TaskMan's log of errors. It includes the following options:</p> <ul style="list-style-type: none"> <li>• XUTM ERROR SHOW (1)</li> <li>• XUTM ERROR LOG CLEAN RANGE (2)</li> <li>• XUTM ERROR PURGE TYPE (3)</li> <li>• XUTM ERROR DELETE (4)</li> <li>• XUTM ERROR SCREEN LIST (5)</li> <li>• XUTM ERROR SCREEN ADD (6)</li> <li>• XUTM ERROR SCREEN EDIT (7)</li> <li>• XUTM ERROR SCREEN REMOVE (8)</li> </ul> |
| XUTM ERROR DELETE          | Delete Error Log                    | Run Routine | Routine:<br>KILL^XUTMKE                        | This option deletes the Task Error Log.  |
| XUTM ERROR LOG CLEAN RANGE | Clean Error Log Over Range Of Dates | Run Routine | Routine:<br>RANGE^XUTMKE                       | This option allows the site manager to remove from TaskMan's error log all entries that occur on or between two dates. The site manager enters the two dates, first the earlier date and then the later date, and then the option removes the appropriate entries.   |

| Option Name           | Option Text                      | Type        | Routine / Action / RPC / Other (Based on Type) | Description   |
|-----------------------|----------------------------------|-------------|--|---|
| XUTM ERROR PURGE TYPE | Purge Error Log Of Type Of Error | Run Routine | Routine:<br>TYPE^XUTMKE                        | <p>This option provides a way to clean TaskMan's log of errors. The site manager can enter a string, and this option then deletes every entry in the log that contains that string. For example, if the site manager enters "&lt;UNDEF&gt;", then every error that contains this string will be deleted. Two other examples are <b>ZTSK+3^XQ1:4</b> and <b>E</b>. The first removes all errors that occurred on the line and command indicated while the second removes <i>all</i> errors whose <b>\$ZE</b> value contains an <b>E</b>.</p> <p> <b>NOTE:</b> This does <i>not</i> edit the system's main error log, only TaskMan's Error Log in the <b>^%ZTSCH</b> global.</p> |
| XUTM ERROR SCREEN ADD | Add Error Screens                | Run Routine | Routine:<br>SCRAD^XUTMKE<br>2                  | <p>This option adds more error screens. An error screen is a string of characters that TaskMan compares to the <b>\$ZE</b> value of every error it traps. TaskMan only logs those trapped errors whose <b>\$ZE</b> values do <i>not</i> contain an error screen as a substring. The system manager can choose to have the screen count</p>  |

| Option Name            | Option Text        | Type        | Routine / Action / RPC / Other (Based on Type) | Description   |
|------------------------|--------------------|-------------|--|---|
|                        |                    |             |  | the number of errors it screens out.  |
| XUTM ERROR SCREEN EDIT | Edit Error Screens | Run Routine | Routine:<br>SCRED^XUTMKE<br>2                  | This option edits error screens. This involves deciding whether or <i>not</i> each edited screen should count the errors that occur while the screen is in place, and whether to reset counters for screens that have already counted some screened errors. The screens themselves are just strings of characters that TaskMan compares against the <b>\$ZE</b> values of all errors it traps. Those errors whose <b>\$ZE</b> values do <i>not</i> contain any screens as substrings are logged, but those that do are <i>not</i> logged. |
| XUTM ERROR SCREEN LIST | List Error Screens | Run Routine | Routine:<br>SCLIST^XUTMKE<br>1                 | This option displays the error screens that are currently in place. An error screen is a string of characters. Any error that TaskMan logs is checked against the list of error screens. If an error occurs whose <b>\$ZE</b> string contains a screen as a substring, then that error is <i>not</i> logged. Some error screens count the number of errors that they prevent from being logged.   |
| XUTM ERROR SCREEN      | Remove Error       | Run Routine | Routine:<br>SCREM^XUTMKE                       | This option removes error screens. Error  |

| Option Name     | Option Text        | Type        | Routine / Action / RPC / Other (Based on Type)  | Description   |
|-----------------|--------------------|-------------|---|---|
| REMOVE          | Screens            |             | 1   | <p>screens provide the system manager with a way to prevent certain errors from being logged.</p> <p>TaskMan traps every error caused by its own code or by the code of the tasks it runs, but the only errors logged in the system error log and in TaskMan's error log are those errors whose \$ZE values do <i>not</i> contain an error screen as a substring. The system manager can decide whether to count the number of errors screened out.</p> |
| XUTM ERROR SHOW | Show Error Log     | Run Routine | Routine:<br>LIST^XUTMKE   | This option displays a simple list of the errors recorded by TaskMan.   |
| XUTM INQ        | List Tasks         | Run Routine | Routine:<br>XUTMQ   | This option lists either all tasks currently queued or else all tasks listed in the Task Log.   |
| XUTM MGR        | Taskman Management | Menu        | Entry Action:<br>W: '\$\$TM^%ZTLOAD<br>*7,!!,"WARNING --<br>TASK MANAGER<br>DOESN'T SEEM TO<br>BE<br>RUNNING!!!!",!!,*<br>7 | This menu is for site managers. It allows the manipulation of TaskMan. It includes the following options: <ul style="list-style-type: none"> <li>• XUTM SCHEDULE (DISPLAY ORDER: 1)</li> <li>• XUTM BACKGROUND PRINT (DISPLAY ORDER: 7)</li> <li>• XUTM DEL (DISPLAY ORDER: 6)</li> <li>• XUTM REQ</li> </ul>   |

| Option Name          | Option Text                | Type        | Routine / Action / RPC / Other (Based on Type) | Description   |
|----------------------|----------------------------|-------------|--|---|
|                      |                            |             |  | (DISPLAY ORDER: 5)<br><ul style="list-style-type: none"> <li>• XUTM DQ (DISPLAY ORDER: 4)</li> <li>• XUTM UTIL (DISPLAY ORDER: 2)</li> <li>• XU OPTION QUEUE (DISPLAY ORDER: 2)</li> <li>• XUTM INQ (DISPLAY ORDER: 3)</li> <li>• XUTM BACKGROUND RECOMMENDED</li> <li>• XUTM TL CLEAN</li> </ul> |
| XUTM PARAMETER EDIT  | Edit Taskman Parameters    | Menu        |  | This menu contains the options that edit the TaskMan parameter files. It includes the following options: <ul style="list-style-type: none"> <li>• XUTM BVPAIR</li> <li>• XUTM UCI</li> <li>• XUTM VOLUME</li> </ul>   |
| XUTM PROBLEM CLEAR   | Problem Device Clear       | Run Routine | Routine: CLEAR^XUTMKA                          | This option clears the Problem Device global.   |
| XUTM PROBLEM DEVICES | Problem Device report.     | Run Routine | Routine: EN1^XUTMKA                            | This option will run the XUTMKA routine to produce a list of devices that TaskMan is having problems opening. At the end of the report the Problem Device list is cleared.  |
| XUTM QCLEAN          | Queueable Task Log Cleanup | Run Routine | Routine: XUTMK                                 | This option is equivalent to ZTMCLEAN except that this option can be scheduled through the  |

| Option Name           | Option Text                                | Type        | Routine / Action / RPC / Other (Based on Type) | Description  |
|-----------------------|--|-------------|--|--|
|                       |  |             |  | <b>Schedule/Unschedule Options</b> [XUTM SCHEDULE] option to run periodically. This option only keeps completed entries from the last seven days, unless overridden by the DAYS TO KEEP OLD TASKS field in the VOLUME SET file, as well as all queued entries.                         |
| XUTM QPROBLEM DEVICES | Queueable Problem Device report            | Run Routine | Routines: TASK^XUTMKA                          | This option is for the queueable version of XUTM PROBLEM DEVICES option. At the end of the report the Problem Device list is cleared.  |
| XUTM REPNT            | Repoint waiting tasks to a new port/device | Run Routine | Routine: REPNT^XUTMRP                          | This option allows the site staff to take all tasks waiting for a given port/LTA device and reschedule them to some new device and/or to a new time. This is useful when a port stops working, and the tasks backed up waiting for it can be sent to another device until it is fixed. |
| XUTM REQ              | Requeue Tasks                              | Run Routine | Routine: XUTMR                                 | This option requeues a user's own tasks. Users can modify the device that the task is to be run on and also the time that the task is to be run.<br><br>Holders of the ZTMQ security key selecting this option can requeue any tasks and can also modify the task's                    |

| Option Name   | Option Text                    | Type        | Routine / Action / RPC / Other (Based on Type)                                   | Description   |
|---------------|--------------------------------|-------------|--|---|
|               |                                |             |  | priority and partition size.  |
| XUTM RESTART  | Restart Task Manager           | Run Routine | Out Of Order Message:<br>Not used in RDP environment<br>Routine:<br>RESTART^ZTMB | This option re-starts TaskMan, if it has failed.  |
| XUTM RP       | Change tasks device            | Run Routine | Routine:<br>XUTMRP   | This option allows site staff to indicate a replacement device and to then repoint and waiting and future tasks to the new device.<br><br>This is useful when a site renames devices or device becomes dedicated to a special task. This option can also go through the OPTION SCHEDULING (#19.2) file to repoint devices in this file. |
| XUTM RUN      | Remove Taskman from WAIT State | Run Routine | Routine:<br>RUN^ZTMKU  | This option places TaskMan in a RUN state, in which TaskMan processes tasks normally, within fifteen seconds.   |
| XUTM SCHEDULE | Schedule/Unschedule Options    | ScreenMan   |  | This option edits the background job fields in the OPTION SCHEDULING (#19.2) file. The result of this action is to schedule or unschedule Task Manager tasks.   |
| XUTM SNAPSHOT | Taskman snapshot               | Run Routine | Routine:<br>SNAP^XUTMHR  | Schedule this option to grab a snapshot of TaskMan work counts and save them in the   |



| Option Name   | Option Text                  | Type        | Routine / Action / RPC / Other (Based on Type) | Description  |
|---------------|------------------------------|-------------|--|--|
|               |                              |             |  | TASKMAN SNAPSHOT (#14.72) file. When the Task is scheduled, it takes an entry in the TASK PARAMETERS field. This is how many MINUTES to sample for, “,” and how many SECONDS to wait between samples. It has a limit of <b>480</b> minutes ( <b>8</b> hours) and a minimum of <b>2</b> seconds to wait. At these limits it would record <b>14400</b> samples. It defaults to <b>60</b> minutes with a sample every <b>60</b> seconds if the TASK PARAMETERS field is <i>not</i> filled in. |
| XUTM STOP     | Stop Task Manager            | Run Routine | Routine: STOP^ZTMKU                            | This option shuts down TaskMan.  |
| XUTM SYNC     | SYNC flag file control       | Run Routine | Routine: XUTMSYNC                              | This option runs the SYNC flag file control.   |
| XUTM TL CLEAN | Cleanup Task List            | Run Routine | Routine: ASK^XUTMRJD                           | This option runs the Cleanup Task List.  |
| XUTM UCI      | UCI Association Table Edit   | Edit        |  | This option allows the system manager to edit the UCI ASSOCIATION (#14.6) file.  |
| XUTM USER     | TaskMan User                 | Run Routine | Routine: XUTMUSE                               | This option provides end users with information about their current tasks and with the ability to stop or modify and reschedule those tasks.   |
| XUTM UTIL     | Taskman Management Utilities | Menu        |  | This menu contains options to assist in managing TaskMan. It   |

| Option Name | Option Text                   | Type        | Routine / Action / RPC / Other (Based on Type) | Description   |
|-------------|-------------------------------|-------------|--|---|
|             |                               |             |  | <p>includes the following options:</p> <ul style="list-style-type: none"> <li>• XUTM WAIT (DISPLAY ORDER: 5)</li> <li>• XUTM RUN (DISPLAY ORDER: 6)</li> <li>• XUTM STOP (DISPLAY ORDER: 7)</li> <li>• XUTM ERROR (DISPLAY ORDER: 8)</li> <li>• XUTM CLEAN (DISPLAY ORDER: 9)</li> <li>• XUTM CHECK ENV (DISPLAY ORDER: 2)</li> <li>• XUTM ZTMON (SYNONYM: MTM) (DISPLAY ORDER: 1)</li> <li>• XUTM PARAMETER EDIT (DISPLAY ORDER: 3)</li> <li>• XUTM SYNC</li> <li>• XUTM RP</li> <li>• XUTM REPNT</li> <li>• XUTM PROBLEM DEVICES</li> <li>• XUTM PROBLEM CLEAR</li> </ul> |
| XUTM VOLUME | Volume Set Edit               | Edit        |  | This option allows the system manager to edit the Volume Set file.  |
| XUTM WAIT   | Place Taskman in a WAIT State | Run Routine | Routine: WAIT^ZTMKU                            | This option places TaskMan in a WAIT state, in which  |

| Option Name | Option Text                             | Type        | Routine / Action / RPC / Other (Based on Type)  | Description  |
|-------------|---|-------------|---|--|
|             |   |             |   | TaskMan is active but does <i>not</i> process any tasks, within fifteen seconds.   |
| XUTM ZTMON  | Monitor Taskman                         | Run Routine | Routine:<br>ZTMON   | This option continually monitors the status of TaskMan and its queues.   |
| XUTTEST     | Send Test Pattern to Terminal           | Action      | Entry Action:<br>D ^%ZIS I `POP R<br>"HOW MANY LINES?<br>,X:DTIME U IO S<br>Y=0 X "F X=X:-1 W<br>! Q:'X F<br>I=1:1:IOM W<br>\$C(I+X#96+32)" X<br>^%ZIS("C") | This option prints a selected number of nonsense lines on a terminal to test data communications.  |
| XUUSERACC   | Diagram Menus                           | Run Routine | Routine:<br>NORMAL^XQ4  | This option displays all of the options available to a given user, including all of the menus and options, according to the security and primary option.   |
| XUUSERACC1  | Menu Diagrams (with Entry/Exit Actions) | Run Routine | Routine:<br>FULL^XQ4  | This option displays all of the options available to a given user, including all of the menus and options, according to the user's security and primary option. The information displayed includes: <ul style="list-style-type: none"> <li>• Entry Actions</li> <li>• Exit Actions</li> <li>• Prohibited Times</li> <li>• Locks</li> <li>• Option Names</li> <li>• Synonyms</li> </ul> |
| XUUSERACC2  | Abbreviated Menu Diagrams               | Run Routine | Routine:<br>ABBREV^XQ4  | This option provides an abbreviated (Option Names, Menu Text, and Synonyms) display  |

| Option Name      | Option Text                     | Type        | Routine / Action / RPC / Other (Based on Type)              | Description   |
|------------------|---------------------------------|-------------|---|---|
|                  |                                 |             |   | of all the options available to a given user, including all of the menus and options, according to the user's security and primary menu.  |
| XUUSERDISP       | Display User Characteristics    | Run Routine | Routine:<br>XQUSR   | This option displays the user's name, location, and characteristics.  |
| XUUSERHELP       | User Help                       | Action      | Entry Action:<br>S XQH="XQ-<br>USERHELP" D<br>EN^XQH        | This option displays basic help information for the user.   |
| XUUSEROPT        | User Audit Display              | Print       |   | This option display sorts by user then by option. It also prompts for print device to generate a hard copy listing.   |
| XUUSERSTATUS     | User Status Report              | Run Routine | Routine:<br>XUS91   | This option produces a report of the users currently signed onto this CPU and this UCI. It shows the option they are running and when they signed on, as well as their device and job numbers.  |
| XUVERSIONEW-HELP | Kernel New Features Help        | Action      | Entry Action:<br>S XQH="XUDOC NEW<br>FEATURES*" D<br>EN^XQH | This option directs you to a series of help frames describing the new features of Kernel.   |
| XUXREF           | List Options by Parents and Use | Run Routine | Routine:<br>XQ31  | This option produces a cross-reference listing of all options, showing their parents on the menu tree, detecting bad pointers, and showing which options have no parents. It also shows the uses of the option as a: <ul style="list-style-type: none"> <li>• Primary menu</li> </ul> |

| Option Name               | Option Text                             | Type        | Routine / Action / RPC / Other (Based on Type)  | Description  |
|---------------------------|---|-------------|---|--|
|                           |   |             |   | option <ul style="list-style-type: none"> <li>• Secondary menu option</li> <li>• Tasked option</li> <li>• Combination of these.</li> </ul>   |
| XUXREF-2                  | Show Users with a Selected primary Menu | Run Routine | Routine:<br>XQ32  | This option generates a listing of those users who have a selected option as their Primary menu option or as a Secondary menu option.<br>It does <i>not</i> show all users who might have access to a particular option. It only looks at Primary (signon) menus and top-level secondary menu options. |
| XUZUSER                   | User Management                         | Menu        | Entry Action:<br>W<br>*27,*43,!!!!,?20<br>,"USER EDIT<br>MENU",!<br>Exit Action:<br>W<br>*27,*43,!!!!!!!!!!<br>!!!!!!!!!!!!!!!!!!!!!<br>!!!!!!!!!!!!!!! | This is a basic user management menu. It includes the following options: <ul style="list-style-type: none"> <li>• XUSERDEACT</li> <li>• XUSERINT</li> <li>• XUSERNEW</li> <li>• XUSERREACT</li> <li>• XUSEREDIT</li> </ul>   |
| XUPS ASSESSMENT<br>DETAIL | XUPS ASSESSME<br>NT DETAIL              | Run Routine | Routine:<br>DETAIL^XUPSCL<br>R  | This option lists NEW PERSON (#200) file entries that have missing DOB, SSN, or SEX, and NEW PERSON (#200) file statistics.  |
| XUPS ASSESSMENT<br>STATS  | XUPS ASSESSME<br>NT STATS               | Run Routine | Routine:<br>STATS^XUPSCLR   | This option lists NEW PERSON (#200) file statistics for the cleanup.   |


| Option Name                 | Option Text                      | Type                   | Routine / Action / RPC / Other (Based on Type)   | Description  |
|-----------------------------|----------------------------------|------------------------|--|--|
| XUPS PREUPDATE NPF REPORTS  | XUPS PREUPDATE NPF REPORTS       | Run Routine            | Routine:<br>EN^XUPSPAID<br>Entry Action:<br>S XUPSACT="PRINT"<br>Exit Action:<br>K XUPSACT | This option reports on all of the NEW PERSON (#200) file entries whose NAME, DOB, and/or SEX is different from their corresponding PAID EMPLOYEE file entries, as well as the NEW PERSON (#200) file entries that will be updated.   |
| XUPS UPDATE NEW PERSON FILE | XUPS UPDATE NEW PERSON FILE DATA | Run Routine            | Routine:<br>EN^XUPSPAID<br>Entry Action:<br>S XUPSACT="UPDATE"                             | This option updates NEW PERSON (#200) file entries with data from the PAID EMPLOYEE file.  |
| XUPS VISTALINK              | XUPS VISTALINK                   | Broker (Client/Server) | RPC:<br>XUPS PERSONQUERY   | This is an RPC Broker Client/Server option.  |
| XUS NPI EXTRACT REPORT      | XUS NPI EXTRACT REPORT           | Run Routine            | Routine:<br>TASKMAN^XUSN PIX1  | This option compiles the NPI EXTRACT file and emails it to XXX@Q-NPS.VA.GOV  |
| XUS PROC CNT CLUP           | XUS Process count cleanup        | Run Routine            | Routine:<br>CLEAR^XUSCNT(0)  | This option is only needed for GT.M sites. For a GT.M site it should be scheduled to run between every 1 to 8 hours. This is the Kernel process count cleanup routine. It checks the entries in XUTL("XUSYS", \$J) to see if they are still active and if <i>not</i> remove the entry. |

### 5.3.2 Toolkit

The following options are distributed with the Kernel Toolkit software “**XT**” namespace; listed alphabetically:


**Table 24: Options—Exported Toolkit Options**

| Option Name       | Option Text              | Type        | Routine  | Description  |
|-------------------|--------------------------|-------------|--|--|
| XT-BLD RTN LIST   | Routine Summary List     | Run Routine | Routine:<br>BUILD^XTRUTL   | This option creates a list of routines in a build with before and after checksums, and second line data.<br><br>This list can be used in a cut and paste operation when preparing a patch.   |
| XT-KERMIT EDIT    | Edit KERMIT holding file | Edit        |  | This option allows the user to edit their own holding file.<br><br>They can change the name, Transfer mode, authorized viewers, and the data.  |
| XT-KERMIT MENU    | Kermit menu              | Menu        | Entry Action:<br>D INIT^XTKERM4<br>Exit Action:<br>D CLEAN^XTKERM4 | This is the top-level menu for Kermit functions. It gives access to the send, receive, and edit options. It includes the following options: <ul style="list-style-type: none"> <li>• XT-KERMIT RECEIVE (SYNONYM: R)</li> <li>• XT-KERMIT SEND (SYNONYM: S)</li> <li>• XT-KERMIT EDIT (SYNONYM: E)</li> <li>• XT-KERMIT SPOOL DL</li> </ul> |
| XT-KERMIT RECEIVE | Receive KERMIT file      | Run Routine | Routine:<br>R^XTKERMIT   | This option receives a file over the terminal line from a remote system in the KERMIT protocol.  |
| XT-KERMIT SEND    | Send KERMIT file         | Run Routine | Routine:<br>S^XTKERMIT   | This option sends a file from the host via the terminal line to a remote   |


| Option Name            | Option Text                     | Type        | Routine   | Description  |
|------------------------|---------------------------------|-------------|---|--|
|                        |                                 |             |   | system in the KERMIT protocol.   |
| XT-KERMIT SPOOL DL     | Download a Spool file entry     | Run Routine | Routine:<br>KERMIT^ZISPL  | This option downloads (sends) a spool document from the SPOOL DOCUMENT (#3.51) file to a local PC using the KERMIT protocol.   |
| XT-NUMBER BASE CHANGER | Number base changer             | Run Routine | Routine:<br>XTBASE  | This option runs a number base calculator. It allows input in base <b>2, 8, 10, 16</b> , and displays the number in all <b>4</b> bases.<br><br>It is locked with the XUPROGMODE security key.  |
| XT-OPTION TEST         | Test an option not in your menu | Action      | ENTRY ACTION:<br>S<br>DIC=19,DIC(0)="A<br>EMQZ",DIC("A")="<br>Option entry to<br>test:<br>",DIC("S")="I<br>\$P(^ (0),U)'["XU<br>PROG"" D ^DIC K<br>DIC I Y>0 S<br>XQY=+Y,XQUR=\$P(Y<br>,U,2),XQDIC="U",<br>XQY0=^DIC(19,XQY<br>,0),^( "T")=^XUTL<br>("XQ",\$J,"T")-1<br>G M0^XQ | This option is for in-house testing of options only. It allows the selection of an option from the OPTION (#19) file and then executes it.<br><br> <b>CAUTION: No security checks are performed; therefore, this option should only be given to developers.</b> |
| XT-PURGE ERRORS        | Clean Error Trap                | Run Routine | Routine:<br>XTERPUR   | This option deletes old errors from the Error Trap.<br><br>This option is locked with the XUPROGMODE security key.   |
| XT-ROUTINE COMPARE     | Compare two routines            | Run Routine | Routine:<br>XTRCMP  | This option compares two routines located in the current account and prints a list of differences. It uses the MailMan compare   |



| Option Name            | Option Text                             | Type           | Routine                       | Description   |
|------------------------|---|----------------|-------------------------------|---|
|                        |   |                |                               | routine to do the work.   |
| XT-RTN CS<br>EDT       | Old<br>Checksum<br>Edit                 | Edit           |                               | This option edits the CHECKSUM field in the ROUTINE (#9.8) file that is used by the Routine Summary List.   |
| XT-RTN CS<br>UPDATE    | Old<br>Checksum<br>Update from<br>Build | Run<br>Routine | Routine:<br>UPDATE^XTRUT<br>L | This option updates the old checksum of the routine in a build with the routines current checksum value. This option should be run after a patch has been released and before any new editing of the routines takes place.  |
| XT-VARIABLE<br>CHANGER | Variable<br>changer                     | Run<br>Routine | Routine:<br>XTVCHG            | This option runs the XTVCHG routine that does a fair job of changing all occurrences of a variable to another. It changes <b>DOs</b> and <b>GOTOs</b> also, but does <i>not</i> change the TAG. This option is locked with the XUPROGMODE security key.           |
| XT-VERSION<br>NUMBER   | Version<br>Number<br>Update             | Run<br>Routine | Routine:<br>XTVNUM            | This option runs the <b>XTVNUM</b> routine that updates or sets the version number into a set of routines.  |
| XTCM MAIN              | Capacity<br>Planning                    | Menu           |                               | This menu holds all the currently available capacity management functions. It includes the following options: <ul style="list-style-type: none"> <li>• KMPS SAGG<br/>MANAGER</li> <li>• KMP MAIL GROUP<br/>EDIT<br/>(SYNONYM: CMG)</li> <li>• KMPR RUM</li> </ul> |


| Option Name | Option Text                 | Type        | Routine   | Description   |
|-------------|-----------------------------|-------------|---|---|
|             |                             |             |   | MANAGER MENU<br>(SYNONYM: RUM) <ul style="list-style-type: none"> <li>• KMPD CM TOOLS<br/>               MANAGER MENU<br/>               (SYNONYM: TLS)</li> </ul>  |
| XTFCE       | Flow Chart from Entry Point | Run Routine | Routine:<br>XTFCE   | This option produces a flow chart on the terminal screen of the processing performed from the specified entry point to the termination of processing resulting from that entry point. It also permits the user to expand the code in other routines or entry points referenced by <b>DO</b> or <b>GOTO</b> commands.  |
| XTFCR       | Flow Chart Entire Routine   | Run Routine | Routine:<br>XTFCR   | This option produces a flow chart of the processing performed within a routine.   |
| XTLATSET    | VAX DSM Device Set-up       | Run Routine | Routine:<br>XTLATSET<br>Entry Action:<br><pre> S DIR(0)="Y",DIR("A")="Want to proceed",DIR("A",1)="Do not use unless you are in the startup account",DIR("A",2)="where the correct VMS files are present!",DIR("B")="No",DIR("?")="See option description" D ^DIR K DIR S:Y'=1!\$D(DIRUT) XQUIT="" </pre> |  <p><b>CAUTION: Do not run this option without first understanding how it works and what will result. It assumes the existence of a SYSPRINT.COM file, a VMS command file originally distributed by the DHCP Cookbook team. The LAT\$STARTUP file is also involved in the process.</b></p> <p>This option runs the</p> |

| Option Name | Option Text | Type | Routine | Description  |
|-------------|-------------|------|---------|--|
|             |             |      |         | <p><b>XTLATSET</b> routine. The purpose is to allow system managers to keep the Kernel and VMS device tables synchronized with the least amount of effort. Those who prefer to use the VMS editor to modify the VMS device tables according to changes in the Kernel DEVICE (#3.5) file will <i>not</i> want to use this option.</p> <p>This option can be used when first moving Kernel to a VMS environment. It can be used thereafter to rebuild the files if they are <i>not</i> in sync. When running this option, it is critical to be in the configuration that has a complete Kernel DEVICE (#3.5) file, one with all the VMS devices used by any other configuration. The VMS files that are built are automatically used at the next VMS startup.</p> <p>This option runs the <b>XTLATSET</b> routine to build VMS command files to coordinate the Kernel and VMS device tables. It reads from the Kernel's DEVICE (#3.5) file for <code>_LTA</code> devices and writes three VMS command files:</p> <ul style="list-style-type: none"> <li>• <code>LT_LOAD.COM</code> file sets up printers in LATCP.</li> <li>• The <code>LT_PRT.DAT</code> file is read by</li> </ul> |

| Option Name | Option Text              | Type        | Routine             | Description   |
|-------------|--------------------------|-------------|---------------------|---|
|             |                          |             |                     | <p>SYSPRINT.COM to set VMS parameters for printers and other devices and can optionally set up VMS spooling.</p> <ul style="list-style-type: none"> <li>The TSC_LOAD.COM file establishes printer parameters to be used in the DEC server's device tables.</li> </ul> <p>This option is locked with the XUMGR security key.</p> <p> <b>CAUTION: This option should be used with care. The process should be reviewed beforehand to be sure that other VMS device settings will not be altered in an unexpected way. It is assumed that the system has been configured with knowledge of the DHCP Cookbook recommendations.</b></p> |
| XTLKLKUP    | Multi-Term Lookup (MTLU) | Run Routine | Routine: A^XTLKTICD | This is a test lookup option. It is tests what has been entered and how the package does the lookup.  |
| XTLKMODY    | Keywords                 | Action      | Entry Action:       | This is the option that   |

| Option Name     | Option Text                       | Type           | Routine  | Description   |
|-----------------|-----------------------------------|----------------|--|---|
|                 |                                   |                | S<br>XTLKOP="Keywords<br>" D KE^XTLKEFOP<br>K XTLKOP                   | allows the user to enter/edit the LOCAL KEYWORD (#8984.1) file.   |
| XTLKMODPAR<br>K | Delete<br>Entries From<br>Look-up | Run<br>Routine | Routine:<br>DD^XTLKEFOP  | This option is used to delete entries out of the LOCAL LOOKUP (#8984.4) file. There cannot be any Keywords, Shortcuts, or Synonyms associated with the file to be deleted, in order to do this.<br><br>This option is locked with the XTLKZMGR security key.                                  |
| XTLKMODPAR<br>S | Add Entries<br>To Look-Up<br>File | Run<br>Routine | Routine:<br>LL^XTLKEFOP  | This option sets entries into the LOCAL LOOKUP (#8984.4) file. This option is locked with the XTLKZMGR security key.  |
| XTLKMODSH       | Shortcuts                         | Action         | Entry Action:<br>S<br>XTLKOP="Shortcut<br>s" D SH^XTLKEFOP<br>K XTLKOP | This option is to enter/edit Shortcuts in the LOCAL SHORTCUT (#8984.2) file.  |
| XTLKMODSY       | Synonyms                          | Action         | Entry Action:<br>S<br>XTLKOP="Synonyms<br>" D SY^XTLKEFOP<br>K XTLKOP  | This option is to enter/edit Synonyms in the LOCAL SYNONYM (#8984.3) file.  |
| XTLKMODUTL      | Add/Modify<br>Utility             | Menu           |  | This is a menu for the enter/edit options of the KEYWORD, SHORTCUT, and SYNONYM files. It includes the following options (listed in display order): <ul style="list-style-type: none"> <li>• XTLKMODSH (1; SYNONYM: SH)</li> <li>• XTLKMODKY (2; SYNONYM: KE)</li> <li>• XTLKMODSY</li> </ul> |

| Option Name   | Option Text                               | Type           | Routine                     | Description   |
|---------------|---|----------------|-----------------------------|---|
|               |   |                |                             | (3; SYNONYM: SY)  |
| XTLKPRTUTL    | Print Utility                             | Action         | Entry Action:<br>D A^XTLPRT | This option is used to print out the Keywords, Shortcuts, and Synonyms.   |
| XTLKUSER2     | Multi-Term<br>Lookup Main<br>Menu         | Menu           |                             | This is the main option for the MTLU package. It includes the following options: <ul style="list-style-type: none"> <li>• XTLKPRTUTL</li> <li>• XTLKLUKUP</li> <li>• XTLKUTILITIES</li> </ul>   |
| XTLKUTILITIES | Utilities for<br>MTLU                     | Menu           |                             | This is the utilities menu for MTLU. It includes the following options: <ul style="list-style-type: none"> <li>• XTLKMODUTL</li> <li>• XTLKMODPARS (SYNONYM: ST)</li> <li>• XTLKMODPARK (SYNONYM: KL)</li> </ul> This menu is locked with the XTLKZMGR security key.  |
| XTMENU        | Application<br>Utilities                  | Menu           |                             | This menu contains utilities that can be used by an application programmer. It includes the following options: <ul style="list-style-type: none"> <li>• XTLKUSER2</li> <li>• XDR MAIN MENU</li> </ul>   |
| XTMOVE        | Move<br>Routines<br>across<br>Volume Sets | Run<br>Routine | Routine:<br>%ZTMOVE         | This option runs the <b>%ZTMOVE</b> routine. It moves routines from one volume set to another. A specified set of routines can be moved to a specified UCI on a different volume set in one step (automatically) or in two steps. The second step requires use of the XTMOVE-IN option (Bring in Sent Routines) |


| Option Name | Option Text            | Type        | Routine                | Description   |
|-------------|------------------------|-------------|------------------------|---|
|             |                        |             |                        | in the destination UCI/Volume Set. This second option brings in the sent routines by running IN^%ZTMOVE. This option is locked with the XUPROGMODE security key.  |
| XTMOVE-IN   | Bring in Sent Routines | Run Routine | Routine:<br>IN^%ZTMOVE |  <p><b>CAUTION: This option is only to be used after invoking the XTMOVE option (Move Routines across Volume Sets).</b></p> <p>When in the destination UCI/Volume Set, this option installs the routines that were previously sent. This option is locked with the XUPROGMODE security key.</p>    |
| XTOOLS      | Programmer tools       | Menu        |                        | <p>This is a menu to link and document programmer tools that are part of Kernel. Not all of the items will make sense to use from a menu. It includes the following options:</p> <ul style="list-style-type: none"> <li>• XT-VERSION NUMBER</li> <li>• XT-VARIABLE CHANGER</li> <li>• XT-NUMBER BASE CHANGER</li> <li>• XT-ROUTINE COMPARE</li> <li>• XTFCR (SYNONYM: FCR)</li> </ul> |

| Option Name         | Option Text                  | Type        | Routine          | Description   |
|---------------------|------------------------------|-------------|------------------|---|
|                     |                              |             |                  | <ul style="list-style-type: none"> <li>• XTFCE (SYNONYM: FCE)</li> </ul> This menu is locked with the XUPROGMODE security key.  |
| XTQUEUEABLE OPTIONS | Toolkit Queuable Options     | Menu        |                  | This menu, which has no parent, collects together all of the parentless Toolkit options that are intended to be scheduled through the TaskMan <b>Schedule/Unschedule Options</b> [XUTM SCHEDULE] option.        |
| XTRDEL              | Delete Routines              | Run Routine | Routine: %ZTRDEL | This option runs the %ZTRDEL routine to delete one or more routines. This option is locked with the XUPROGMODE security key.  |
| XTRGRPE             | Group Routine Edit           | Run Routine | Routine: XTRGRPE | This option calls the XTRGRPE routine to edit a group of routines. Once several routines are identified, the Kernel %Z editor is called. This option is locked with the XUPROGMODE security key.                |
| XTRMONITOR          | Monitor Routines for Changes | Run Routine | Routine: XTRMON  | This option schedules the XTRMON routine to Monitor routines for changes. It uses the ROUTINE MONITOR field in the KERNEL SYSTEM PARAMETERS (#8989.3) file to control if all routines or just selected N-spaces |



| Option Name            | Option Text                           | Type        | Routine                      | Description   |
|------------------------|---------------------------------------|-------------|------------------------------|---|
|                        |                                       |             |                              | should be monitored. The checksum that is calculated is stored in the routine file along with the date that it changed. It also goes through the ROUTINE (#9.8) file and checks that all of the routines are still in the UCI. This keeps the ROUTINE (#9.8) file current for KIDS. The output of the routine is a bulletin (XTRMON) that is sent to the attached mail group. |
| XTSUMBLD               | Build an 'NTEG' routine for a package | Run Routine | Routine:<br>XTSUMBLD         | This option gets a package namespace from the PACKAGE (#9.4) file. It then lists routines from the user. It then builds a <i>&lt;namespace&gt;</i> NTEG routine that has a checksum for each of the routines. This routine can be run to see if there has been any change to a routine since the NTEG routine was built.  |
| XTSUMBLD-CHECK         | Calculate and Show Checksum Values    | Run Routine | Routine:<br>CHCKSUM^XTSUMBLD | This option calls CHCKSUM^XTSUMBLD to calculate and show the checksum value for one or more routines in the current account. This value is referenced in the Patch Module description for routine patches.  |
| XTV EDIT VERIF PACKAGE | Edit Verification Package File        | Edit        |                              | This option is used to enter or edit files and namespaces in the PACKAGE (#9.4) file.   |
| XTV MENU               | Verifier Tools                        | Menu        |                              | This menu contains  |

| Option Name  | Option Text                         | Type        | Routine         | Description   |
|--------------|-------------------------------------|-------------|-----------------|---|
|              | Menu                                |             |                 | <p>options that are available as tools for verification during program development. It includes the following options:</p> <ul style="list-style-type: none"> <li>• XTVR COMPARE (DISPLAY ORDER: 20)</li> <li>• XTVR UPDATE (DISPLAY ORDER: 5)</li> <li>• XTVG COMPARE</li> <li>• XTVG UPDATE</li> <li>• XTV EDIT VERIF PACKAGE</li> <li>• XTVR MOST RECENT CHANGE DATE</li> <li>• XTVR RESTORE PREV ROUTINE</li> </ul> |
| XTVG COMPARE | Global Compare for selected package | Run Routine | Routine: XTVGC2 | This option is used to produce a listing of changes in the global structure, including file protection and templates, and a previously stored version of the package (using the Accumulate Global option [XTVGC UPDATE]).   |
| XTVG UPDATE  | Accumulate Globals for Package      | Run Routine | Routine: XTVGC1 | This option accumulates the current globals for a package for comparison with subsequent versions. The global data is accumulated for the <b>^DIC(fn,0, the ^DD(fn, nodes</b> where fn is an included file number), and the Edit, Print, and Sort templates for the files indicated as related to the package in the  |

| Option Name                  | Option Text                             | Type        | Routine          | Description  |
|------------------------------|---|-------------|------------------|--|
|                              |   |             |                  | PACKAGE (#9.4) file.   |
| XTVR COMPARE                 | Routine Compare - Current with Previous | Run Routine | Routine: XTVRC2  | This option compares one or more current routines to previous versions that have been recorded using the Update with current routines option. Differences between the current version and the indicated number of prior versions are noted.  |
| XTVR MENU                    | Verifier Tools Menu                     | Menu        |                  | This menu contains options that are available as tools for verification during program development. It includes the following options: <ul style="list-style-type: none"> <li>• XTVR COMPARE (DISPLAY ORDER: 20)</li> <li>• XTVR UPDATE (DISPLAY ORDER: 5)</li> </ul>  |
| XTVR MOST RECENT CHANGE DATE | Last Routine Change Date Recorded       | Run Routine | Routine: XTVRC1A | This option lists the most recent date on which a change was recorded for the selected routines. The date piece of the first line of the routine and version and patch information are also displayed. The version number can be changed, and the routine recorded after that date, but the last change date recorded is that date involving a change in more than the second (version number) line. <div style="text-align: right;">  <b>CAUTION: The</b> </div> |

| Option Name               | Option Text                                      | Type        | Routine          | Description   |
|---------------------------|--|-------------|------------------|---|
|                           |  |             |                  | <b>Update Routine option <i>must</i> have been used one or more times to record the routine and changes to the routine.</b>   |
| XTVR RESTORE PREV ROUTINE | UNDO Edits (Restore to Older Version of Routine) | Run Routine | Routine: XTVRCRE | This option restores a routine back to a previous version that is available in the previous version edits shown by the Routine Compare option. The user <i>must</i> specify a routine name to be used for the restored routine that is <i>not</i> currently used, so that no current routine is destroyed as a result of saving the newly restored routine. After checking that the restored routine is the desired version, the user can rename it as desired. |
| XTVR UPDATE               | Update with current routines                     | Run Routine | Routine: XTVRC1  | This option records the text of the routines indicated in the file used to maintain changes in routines. Only the last version entered is kept completely, previous entries reflect only the changes in lines added and/or deleted to make the next version. This option is used to record the current routine structure, so that it can be compared with future versions of the routine using the Routine Compare - Current with Previous option.              |

| Option Name | Option Text                | Type | Routine | Description |
|-------------|----------------------------|------|---------|-------------|
| XWB MENU    | RPC Broker Management Menu |      |         |             |

## 6 Archiving and Purging

### 6.1 Archiving

There are no software-specific archiving procedures or recommendations for Kernel or Kernel Toolkit.

### 6.2 Purging

Kernel provides a number of options to facilitate the purging of Kernel files and the cleanup of Kernel-produced globals. [Table 25](#) contains a list of the purging options. The recommended scheduling frequency is shown for some options; all such options are queueable. The Clear All Users at Startup option requires special queueing.



**REF:** The location of a detailed discussion of each option is given in [Table 25](#); unless otherwise noted, the reference given is to a chapter in the *Kernel 8.0 & Kernel Toolkit 7.3 Systems Management Guide*.

**Table 25: Options—Kernel Purging Options**

| Purging Option                      | Frequency | References for More Information   |
|-------------------------------------|-----------|---|
| Audited Options Purge               |           | Menu Manager: System Management” chapter in the <i>Kernel 8.0 &amp; Kernel Toolkit 7.3 Systems Management Guide &amp; Security Tools Manual</i> |
| Automatic Deactivation of Users     | 1 day     | Signon/Security: System Management chapter in the <i>Kernel 8.0 &amp; Kernel Toolkit 7.3 Systems Management Guide</i>                           |
| Clean Error Log over Range of Dates |           | TaskMan: System Management—Operation Chapter in the <i>Kernel 8.0 &amp; Kernel Toolkit 7.3 Systems Management Guide</i>                         |
| Clean Old Job Nodes in ^XUTL        | 7 days    | Menu Management: System Management Chapter in the <i>Kernel 8.0 &amp; Kernel Toolkit 7.3 Systems Management Guide</i>                           |
| Clean Task File                     |           | TaskMan: System Management—Operation Chapter in the <i>Kernel 8.0 &amp; Kernel Toolkit 7.3 Systems Management Guide</i>                         |
| Clear All Users at Startup          |           | Signon/Security: System Management Chapter in the <i>Kernel 8.0 &amp; Kernel Toolkit 7.3 Systems Management Guide</i>                           |

| Purging Option                           | Frequency    | References for More Information   |
|--|--------------|---|
| Clean Error Trap                         |              | Error Processing Chapter in the <i>Kernel 8.0 &amp; Kernel Toolkit 7.3 Systems Management Guide</i>   |
| Deactivate a User                        |              | Signon/Security: System Management Chapter in the <i>Kernel 8.0 &amp; Kernel Toolkit 7.3 Systems Management Guide</i>                             |
| Delete Error Log                         |              | TaskMan: System Management—Operation Chapter in the <i>Kernel 8.0 &amp; Kernel Toolkit 7.3 Systems Management Guide</i>                           |
| Delete Old (>14 d) Alerts                | 1 day        | Alerts Chapter in the <i>Kernel 8.0 &amp; Kernel Toolkit 7.3 Systems Management Guide</i>   |
| Failed Access Attempts Log Purge         |              | Signon/Security: System Management Chapter in the <i>Kernel 8.0 &amp; Kernel Toolkit 7.3 Systems Management Guide &amp; Security Tools Manual</i> |
| Programmer Mode Entry Log Purge          |              | Signon/Security: System Management Chapter in the <i>Kernel 8.0 &amp; Kernel Toolkit 7.3 Systems Management Guide &amp; Security Tools Manual</i> |
| Purge Error Log of Type of Error         |              | TaskMan: System Management—Operation Chapter in the <i>Kernel 8.0 &amp; Kernel Toolkit 7.3 Systems Management Guide</i>                           |
| Purge Inactive Users' Attributes         |              | Signon/Security: System Management Chapter in the <i>Kernel 8.0 &amp; Kernel Toolkit 7.3 Systems Management Guide</i>                             |
| Purge Log of Old Access and Verify Codes | (up to site) | Signon/Security: System Management Chapter in the <i>Kernel 8.0 &amp; Kernel Toolkit 7.3 Systems Management Guide &amp; Security Tools Manual</i> |
| Purge of ^%ZUA Global                    | 15 days      | Signon/Security: System Management Chapter in the <i>Kernel 8.0 &amp; Kernel Toolkit 7.3 Systems Management Guide</i>                             |
| Purge Old Spool Documents                | 7 days       | Spooling Chapter in the <i>Kernel 8.0 &amp; Kernel Toolkit 7.3 Systems Management Guide</i>   |

| Purging Option             | Frequency | References for More Information   |
|----------------------------|-----------|---|
| Purge Sign-on Log          | 1 day     | Signon/Security: System Management Chapter in the <i>Kernel 8.0 &amp; Kernel Toolkit 7.3 Systems Management Guide &amp; Security Tools Manual</i> |
| Queueable Task Log Cleanup | 1 day     | TaskMan: System Management—Operation Chapter in the <i>Kernel 8.0 &amp; Kernel Toolkit 7.3 Systems Management Guide</i>                           |



**REF:** The “KIDS: System Management—Installations” chapter in the *Kernel 8.0 & Kernel Toolkit 7.3 Systems Management Guide* contains recommendations for purging the INSTALL (#9.7) and BUILD (#9.6) files.



## 7 Callable Entry Points

This chapter lists all of the callable entry points (i.e., Application Program Interfaces [APIs]) that are available for general use with Kernel and Kernel Toolkit (i.e., supported or controlled subscription).



**NOTE:** A set of nodes is created during Kernel’s installation that contains operating system-specific code. These nodes are descendent from `^%ZOSF`. Most can be executed in application code.

**REF:** Each operating system node is described in the “Operating System Interface: Programmer Tools” chapter in the *Kernel 8.0 & Kernel Toolkit 7.3 Developer’s Guide*.

[Table 26](#) lists the Kernel and Kernel Toolkit APIs. It includes the routine name, tag entry point, Integration Control Registration (ICR) number, if any, and a brief description.



**REF:** Every API and executable node is described in detail in the *Kernel 8.0 & Kernel Toolkit 7.3 Developer’s Guide*. Refer to the appropriate section in that manual for details, including input and output parameters/variables for each API.

**Table 26: Kernel and Kernel Toolkit APIs (Callable Entry Points)—Supported and Controlled Subscription**

| Routine         | Entry Point              | ICR # | Description                                   |
|-----------------|--------------------------|-------|---|
| <b>MXMLDOM</b>  | <code>\$\$ATTRIB</code>  | 3561  | XML—Get Attribute Name                        |
|                 | <code>\$\$CHILD</code>   | 3561  | XML—Get Child Node                            |
|                 | <code>\$\$CMNT</code>    | 3561  | XML—Extract Comment Text (True/False)         |
|                 | <code>CMNT</code>        | 3561  | XML—Extract Comment Text (True/False)         |
|                 | <code>DELETE</code>      | 3561  | XML—Delete Document Instance                  |
|                 | <code>\$\$EN</code>      | 3561  | XML—Initial Processing, Build In-memory Image |
|                 | <code>\$\$NAME</code>    | 3561  | XML—Get Element Name                          |
|                 | <code>\$\$PARENT</code>  | 3561  | XML—Get Parent Node                           |
|                 | <code>\$\$SIBLING</code> | 3561  | XML—Get Sibling Node                          |
|                 | <code>\$\$TEXT</code>    | 3561  | XML—Get Text (True/False)                     |
|                 | <code>TEXT</code>        | 3561  | XML—Get Text (True/False)                     |
|                 | <code>\$\$VALUE</code>   | 3561  | XML—Get Attribute Value                       |
| <b>MXMLPRSE</b> | <code>EN</code>          | 4149  | XML—Event Driven API                          |
| <b>MXMLUTL</b>  | <code>\$\$SYMENC</code>  | 4153  | XML—Encoded Strings in Messages               |

| <b>Routine</b> | <b>Entry Point</b> | <b>ICR #</b>       | <b>Description</b>                 |
|----------------|--------------------|--------------------|------------------------------------|
|                | \$\$XMLHDR         | 4153               | XML—Message Headers                |
| <b>XGF</b>     | CHGA               | 3173               | Screen Change Attributes           |
|                | CLEAN              | 3173               | Screen/Keyboard Exit and Cleanup   |
|                | CLEAR              | 3173               | Screen Clear Region                |
|                | FRAME              | 3173               | Screen Frame                       |
|                | INITKB             | 3173               | Keyboard Setup Only                |
|                | IOXY               | 3173               | Screen Cursor Placement            |
|                | PREP               | 3173               | Screen/Keyboard Setup              |
|                | \$\$READ           | 3173               | Read Using Escape Processing       |
|                | RESETKB            | 3173               | Exit XGF Keyboard                  |
|                | RESTORE            | 3173               | Screen Restore                     |
|                | SAVE               | 3173               | Screen Save                        |
|                | SAY                | 3173               | Screen String                      |
|                | SAYU               | 3173               | Screen String with Attributes      |
|                | SETA               | 3173               | Screen Video Attributes            |
| WIN            | 3173               | Screen Text Window |                                    |
| <b>XIPUTIL</b> | CCODE              | 3618               | FIPS Code Data                     |
|                | \$\$FIPS           | 3618               | FIPS Code for ZIP Code             |
|                | \$\$FIPSCHK        | 3618               | Check for FIPS Code                |
|                | POSTAL             | 3618               | ZIP Code Information               |
|                | POSTALB            | 3618               | Active ZIP Codes                   |
| <b>XLFCRC</b>  | \$\$CRC16          | 3156               | Cyclic Redundancy Code <b>16</b>   |
|                | \$\$CRC32          | 3156               | Cyclic Redundancy Code <b>32</b>   |
| <b>XLFDT</b>   | \$\$%H             | 10103              | Convert Seconds to <b>\$H</b>      |
|                | \$\$DOW            | 10103              | Day of Week                        |
|                | \$\$DT             | 10103              | Current Date (FM Date Format)      |
|                | \$\$FMADD          | 10103              | VA FileMan Date Add                |
|                | \$\$FMDIFF         | 10103              | VA FileMan Date Difference         |
|                | \$\$FMTE           | 10103              | Convert FM Date to External Format |
|                | \$\$FMTH           | 10103              | Convert FM Date to <b>\$H</b>      |
|                | \$\$FMTHL7         | 10103              | Convert FM Date to HL7 Date        |

| Routine         | Entry Point  | ICR #        | Description                                       |
|-----------------|--------------|--------------|---|
|                 | \$\$HADD     | 10103        | <b>\$H</b> Add                                    |
|                 | \$\$HDIFF    | 10103        | <b>\$H</b> Difference                             |
|                 | \$\$HL7TFM   | 10103        | Convert HL7 Date to FM Date                       |
|                 | \$\$HTE      | 10103        | Convert <b>\$H</b> to External Format             |
|                 | \$\$HTFM     | 10103        | Convert <b>\$H</b> to FM Date Format              |
|                 | \$\$NOW      | 10103        | Current Date & Time (FM Format)                   |
|                 | \$\$SCH      | 10103        | Next Scheduled Runtime                            |
|                 | \$\$SEC      | 10103        | Convert <b>\$H</b> /FM date to Seconds            |
|                 | \$\$TZ       | 10103        | Time Zone Offset (GMT)                            |
|                 | \$\$WITHIN   | NONE         | Checks Dates/Times Within Schedule                |
| <b>XLFHYPER</b> | \$\$ACOSH    | 10144        | Hyperbolic Arc-cosine                             |
|                 | \$\$ACOTH    | 10144        | Hyperbolic Arc-cotangent                          |
|                 | \$\$ACSCH    | 10144        | Hyperbolic Arc-cosecant                           |
|                 | \$\$ASECH    | 10144        | Hyperbolic Arc-secant                             |
|                 | \$\$ASINH    | 10144        | Hyperbolic Arc-sine                               |
|                 | \$\$ATANH    | 10144        | Hyperbolic Arc-tangent                            |
|                 | \$\$COSH     | 10144        | Hyperbolic Cosine                                 |
|                 | \$\$COTH     | 10144        | Hyperbolic Cotangent                              |
|                 | \$\$CSCH     | 10144        | Hyperbolic Cosecant                               |
|                 | \$\$SECH     | 10144        | Hyperbolic Secant                                 |
|                 | \$\$SINH     | 10144        | Hyperbolic Sine                                   |
|                 | \$\$TANH     | 10144        | Hyperbolic Tangent                                |
| <b>XLFIPV</b>   | SSCONVERT    | 5844         | Convert any IP Address to Standardized IP Address |
|                 | \$\$FORCEIP4 | 5844         | Convert any IP Address to IPv4                    |
|                 | \$\$FORCEIP6 | 5844         | Convert any IP Address to IPv6                    |
|                 | \$\$VALIDATE | 5844         | Validate IP Address Format                        |
|                 | \$\$VERSION  | 5844         | Show System Settings for IPv6                     |
| <b>XLFMSMT</b>  | \$\$BSA      | 3175 & 10143 | Body Surface Area                                 |
|                 | \$\$LENGTH   | 3175 & 10143 | Convert Length                                    |

| Routine       | Entry Point | ICR #                | Description                               |
|---------------|-------------|----------------------|---|
|               | \$\$TEMP    | 3175 & 10143         | Convert Temperature                       |
|               | \$\$VOLUME  | 3175 & 10143         | Convert Volume                            |
|               | \$\$WEIGHT  | 3175 & 10143         | Convert Weight                            |
| <b>XLFMTH</b> | \$\$ABS     | 10105                | Absolute Value                            |
|               | \$\$ACOS    | 10105                | Arc-cosine (Radians)                      |
|               | \$\$ACOSDEG | 10105                | Arc-cosine (Degrees)                      |
|               | \$\$ACOT    | 10105                | Arc-cotangent (Radians)                   |
|               | \$\$ACOTDEG | 10105                | Arc-cotangent (Degrees)                   |
|               | \$\$ACSC    | 10105                | Arc-cosecant (Radians)                    |
|               | \$\$ACSCDEG | 10105                | Arc-cosecant (Degrees)                    |
|               | \$\$ASEC    | 10105                | Arc-secant (Radians)                      |
|               | \$\$ASECDEG | 10105                | Arc-secant (Degrees)                      |
|               | \$\$ASIN    | 10105                | Arc-sine (Radians)                        |
|               | \$\$ASINDEG | 10105                | Arc-sine (Degrees)                        |
|               | \$\$ATAN    | 10105                | Arc-tangent (Radians)                     |
|               | \$\$ATANDEG | 10105                | Arc-tangent (Degrees)                     |
|               | \$\$COS     | 10105                | Cosine (Radians)                          |
|               | \$\$COSDEG  | 10105                | Cosine (Degrees)                          |
|               | \$\$COT     | 10105                | Cotangent (Radians)                       |
|               | \$\$COTDEG  | 10105                | Cotangent (Degrees)                       |
|               | \$\$CSC     | 10105                | Cosecant (Radians)                        |
|               | \$\$CSCDEG  | 10105                | Cosecant (Degrees)                        |
|               | \$\$DECDMS  | 10105                | Conv. Decimals to Degrees:Minutes:Seconds |
|               | \$\$DMSDEC  | 10105                | Conv. Degrees:Minutes:Seconds to Decimal  |
|               | \$\$DTR     | 10105                | Convert Degrees to Radians                |
|               | \$\$E       | 10105                | e—Natural Logarithm                       |
|               | \$\$EXP     | 10105                | e—Natural Logarithm to the Nth Power      |
| \$\$LN        | 10105       | Natural Log (Base e) |   |

| Routine         | Entry Point | ICR # | Description  |
|-----------------|-------------|-------|--|
|                 | \$\$LOG     | 10105 | Logarithm (Base <b>10</b> )                            |
|                 | \$\$MAX     | 10105 | Maximum of <b>2</b> Numbers                            |
|                 | \$\$MIN     | 10105 | Minimum of <b>2</b> Numbers                            |
|                 | \$\$PI      | 10105 | PI   |
|                 | \$\$PWR     | 10105 | <b>X</b> to the <b>Y</b> Power                         |
|                 | \$\$RTD     | 10105 | Convert Radians to Degrees                             |
|                 | \$\$SD      | 10105 | Standard Deviation                                     |
|                 | \$\$SEC     | 10105 | Secant (Radians)                                       |
|                 | \$\$SECDEG  | 10105 | Secant (Degrees)                                       |
|                 | \$\$SIN     | 10105 | Sine (Radians)   |
|                 | \$\$SINDEG  | 10105 | Sine (Degrees)   |
|                 | \$\$SQRT    | 10105 | Square Root  |
|                 | \$\$TAN     | 10105 | Tangent (Radians)                                      |
|                 | \$\$TANDEG  | 10105 | Tangent (Degrees)                                      |
| <b>XLFNAME</b>  | \$\$BLDNAME | 3065  | Build Name from Component Parts                        |
|                 | \$\$CLEANC  | 3065  | Name Component Std. Routine                            |
|                 | \$\$FMNAME  | 3065  | Convert HL7 Formatted Name to Name                     |
|                 | \$\$HLNAME  | 3065  | Convert Name to HL7 Formatted Name                     |
|                 | NAMECOMP    | 3065  | Component Parts from Standard Name                     |
|                 | \$\$NAMEFMT | 3065  | Formatted Name from Name Components                    |
|                 | STDNAME     | 3065  | Name Standardization Routine                           |
| <b>XLFNAME2</b> | DELCOMP     | 3066  | Delete Name Components Entry (Controlled Subscription) |
|                 | UPDCOMP     | 3066  | Update Name Components Entry (Controlled Subscription) |
| <b>XLFNSLK</b>  | \$\$ADDRESS | 3056  | Conversion (Domain Name to IP Addresses)               |
|                 | MAIL        | 3056  | Get IP Addresses for a Domain Name                     |
| <b>XLFSHAN</b>  | \$\$AND     | 6157  | Bitwise Logical AND                                    |
|                 | \$\$CPUTIME | 6157  | Return System and User CPU Time                        |
|                 | \$\$ETIMEMS | 6157  | Return Elapsed Time in Milliseconds                    |

| <b>Routine</b> | <b>Entry Point</b> | <b>ICR #</b> | <b>Description</b>   |
|----------------|--------------------|--------------|--|
|                | \$\$FILE           | 6157         | Returns SHA Hash for Specified FileMan File or Subfile Entry |
|                | \$\$GLOBAL         | 6157         | Returns SHA Hash for a Global                                |
|                | \$\$HOSTFILE       | 6157         | Returns SHA Hash for Specified Host File                     |
|                | \$\$LSHAN          | 6157         | Returns SHA Hash for a Long Message                          |
|                | \$\$OR             | 6157         | Bitwise Logical OR   |
|                | \$\$ROUTINE        | 6157         | Returns SHA Hash for a VistA Routine                         |
|                | \$\$SHAN           | 6157         | Returns SHA Hash for a Message                               |
|                | \$\$XOR            | 6157         | Bitwise Logical XOR  |
| <b>XLFSTR</b>  | \$\$CJ             | 10104        | Center Justify String  |
|                | \$\$INVERT         | 10104        | Invert String  |
|                | \$\$LJ             | 10104        | Left Justify String  |
|                | \$\$LOW            | 10104        | Convert String to Lowercase                                  |
|                | \$\$REPEAT         | 10104        | Repeat String  |
|                | \$\$REPLACE        | 10104        | Replace Strings  |
|                | \$\$RJ             | 10104        | Right Justify String   |
|                | \$\$SENTENCE       | 10104        | Convert String to Sentence Case                              |
|                | \$\$STRIP          | 10104        | Strip a String   |
|                | \$\$TITLE          | 10104        | Convert String to Title Case                                 |
|                | \$\$TRIM           | 10104        | Trim String  |
|                | \$\$UP             | 10104        | Convert String to Uppercase                                  |
| <b>XLFUTL</b>  | \$\$BASE           | 2622         | Convert Between Two Bases                                    |
|                | \$\$CCD            | 2622         | Append Check Digit   |
|                | \$\$CNV            | 2622         | Convert Base <b>10</b> to Another Base                       |
|                | \$\$DEC            | 2622         | Convert Another Base to Base <b>10</b>                       |
|                | \$\$VCD            | 2622         | Verify Integrity   |
| <b>^XPAR</b>   | ADD                | 2263         | Add Parameter Value  |
|                | CHG                | 2263         | Change Parameter Value                                       |
|                | DEL                | 2263         | Delete Parameter Value                                       |
|                | EN                 | 2263         | Add, Change, Delete Parameters                               |
|                | ENVAL              | 2263         | Return All Parameter Instances                               |

| <b>Routine</b>  | <b>Entry Point</b> | <b>ICR #</b> | <b>Description</b>  |
|-----------------|--------------------|--------------|---|
|                 | \$\$GET            | 2263         | Return an Instance of a Parameter   |
|                 | GETLST             | 2263         | Return All Instances of a Parameter   |
|                 | GETWP              | 2263         | Return Word-Processing Text   |
|                 | NDEL               | 2263         | Delete All Instances of a Parameter   |
|                 | PUT                | 2263         | Add/Update Parameter Instance   |
|                 | REP                | 2263         | Replace Instance Value  |
| <b>XPAREDIT</b> | BLDLST             | 2336         | Return All Entities of a Parameter  |
|                 | EDIT               | 2336         | Edit Instance and Value of a Parameter                                      |
|                 | EDITPAR            | 2336         | Edit Single Parameter   |
|                 | EN                 | 2336         | Parameter Edit Prompt   |
|                 | GETENT             | 2336         | Prompt for Entity Based on Parameter  |
|                 | GETPAR             | 2336         | Select Parameter Definition File  |
|                 | TED                | 2336         | Edit Template Parameters (No Dash Dividers)                                 |
|                 | TEDH               | 2336         | Edit Template Parameters (with Dash Dividers)                               |
| <b>XPDIID</b>   | EXIT               | 2172         | Progress Bar Emulator: Restore Screen, Clean Up Variables, and Display Text |
|                 | INIT               | 2172         | Progress Bar Emulator: Initialize Device and Draw Box Borders               |
|                 | TITLE              | 2172         | Progress Bar Emulator: Display Title Text                                   |
|                 | UPDATE             | 2172         | Update KIDS Install Progress Bar  |
| <b>XPDIJ</b>    | EN                 | 2243         | Task Off KIDS Install (Controlled Subscription)                             |
| <b>XPDIP</b>    | \$\$PKGPAT         | 2067         | Update Patch History  |
| <b>XPDKY</b>    | DEL                | 1367         | Delete Security Key   |
|                 | \$\$LKUP           | 1367         | Look Up Security Key Value  |
|                 | \$\$RENAME         | 1367         | Rename Security Key   |
| <b>XPDMENU</b>  | \$\$ADD            | 1157         | Add Option to Menu  |
|                 | DELETE             | 1157         | Delete Menu Item  |
|                 | LKOPT              | 1157         | Look Up Option IEN  |
|                 | LOCK               | 1157         | Set LOCK Field in OPTION File   |

| <b>Routine</b> | <b>Entry Point</b> | <b>ICR #</b> | <b>Description</b>                         |
|----------------|--------------------|--------------|--|
|                | OUT                | 1157         | Edit Option's Out of Order Message         |
|                | RENAME             | 1157         | Rename Option                              |
|                | RLOCK              | 1157         | Set REVERSE/NEGATIVE Field in OPTION File  |
|                | \$\$TYPE           | 1157         | Get Option Type                            |
| <b>XPDPROT</b> | \$\$ADD            | 5567         | Add Child Protocol to Parent Protocol      |
|                | \$\$DELETE         | 5567         | Delete Child Protocol from Parent Protocol |
|                | FIND               | 5567         | Find All Parents for a Protocol            |
|                | \$\$LKPROT         | 5567         | Look Up Protocol IEN                       |
|                | OUT                | 5567         | Edit Protocol's Out of Order Message       |
|                | RENAME             | 5567         | Rename Protocol                            |
|                | \$\$TYPE           | 5567         | Get Protocol Type                          |
| <b>XPDUTL</b>  | BMES               | 10141        | Output Message with Blank Line             |
|                | \$\$COMCP          | 10141        | Complete Checkpoint                        |
|                | \$\$CURCP          | 10141        | Get Current Checkpoint Name/IEN            |
|                | \$\$INSTALDT       | 10141        | Return All Install Dates/Times             |
|                | \$\$LAST           | 10141        | Last Software Patch                        |
|                | MES                | 10141        | Output a Message                           |
|                | \$\$NEWCP          | 10141        | Create a Checkpoint                        |
|                | \$\$OPTDE          | 10141        | Disable/Enable an Option                   |
|                | \$\$PARCP          | 10141        | Get Checkpoint Parameter                   |
|                | \$\$PATCH          | 10141        | Verify Patch Installation                  |
|                | \$\$PKG            | 10141        | Parse Software Name from Build Name        |
|                | \$\$PRODE          | 10141        | Disable/Enable a Protocol                  |
|                | \$\$RTNUP          | 10141        | Update Routine Action                      |
|                | \$\$UPCP           | 10141        | Update Checkpoint                          |
|                | \$\$VER            | 10141        | Parse Version from Build Name              |
|                | \$\$VERCP          | 10141        | Verify Checkpoint                          |
|                | \$\$VERSION        | 10141        | PACKAGE File Current Version               |
| <b>XQ92</b>    | NEXT               | 10077        | Restricted Times Check                     |



| <b>Routine</b>  | <b>Entry Point</b> | <b>ICR #</b> | <b>Description</b>   |
|-----------------|--------------------|--------------|--|
| <b>XQALBUTL</b> | AHISTORY           | 2788         | Get Alert Tracking File Information  |
|                 | ALERTDAT           | 2788         | Get Alert Tracking File Information  |
|                 | DELSTAT            | 3197         | Get User Information and Status for Recent Alert   |
|                 | NOTIPURG           | 3010         | Purge Alerts Based on Code   |
|                 | \$\$PENDING        | 2788         | Pending Alerts for a User  |
|                 | \$\$PKGPEND        | 2788         | Pending Alerts for a User in Specified Software  |
|                 | PTPURG             | 3010         | Purge Alerts Based on Patient  |
|                 | RECIPURG           | 3010         | Purge User Alerts  |
|                 | USERDATA           | 2788         | Get User Information for an Alert  |
|                 | USERLIST           | 2788         | Get Recipient Information for an Alert   |
| <b>XQALERT</b>  | ACTION             | 10081        | Process an Alert   |
|                 | DELETE             | 10081        | Clear Obsolete Alerts (Single)   |
|                 | DELETEA            | 10081        | Clear Obsolete Alerts (All)  |
|                 | GETACT             | 10081        | Return Alert Variables   |
|                 | PATIENT            | 10081        | Get Alerts for a Patient   |
|                 | SETUP              | 10081        | Send Alerts  |
|                 | \$\$SETUP1         | 10081        | Send Alerts  |
|                 | USER               | 10081        | Get Alerts for a User  |
| <b>XQALFWD</b>  | FORWARD            | 3009         | Forward Alerts   |
| <b>XQALSURO</b> | \$\$CURRSURO       | 2790         | Get Current Surrogate for Alerts   |
|                 | \$\$GETSURO        | 3213         | Get Current Surrogate Information  |
|                 | REMVSURO           | 2790         | Remove Surrogates for Alerts   |
|                 | SETSURO1           | 3213         | Establish a Surrogate for Alerts   |
|                 | SUROFOR            | 3213         | Return a Surrogate's List of Users   |
|                 | SUROLIST           | 3213         | List Surrogates for a User   |
| <b>XQCHK</b>    | \$\$ACCESS         | 10078        | User Option Access Test  |
|                 | OP                 | 10078        | Current Option Check   |
| <b>XQDATE</b>   | ^XQDATE            | 10079        | Convert <b>\$H</b> to VA FileMan Format (Obsolete)<br>(Use \$\$FMTE^XLFDT or \$\$HTFM^XLFDT) |

| Routine        | Entry Point  | ICR # | Description   |
|----------------|--------------|-------|---|
| <b>XQH</b>     | EN           | 10074 | Display Help Frames (Clear Screen)  |
|                | EN1          | 10074 | Display Help Frames   |
| <b>XQH4</b>    | ACTION       | 10080 | Print Help Frame Tree   |
| <b>XQOR</b>    | EN           | 10101 | Navigating Protocols  |
|                | EN1          | 10101 | Navigating Protocols (Entry/Exit Actions Not Executed)  |
|                | MSG          | 10101 | Enable HL7 Messaging  |
| <b>XQORM</b>   | EN           | 10140 | Menu Item Display and Selection   |
|                | XREF         | 10140 | Force Menu Recompile  |
| <b>XQORM1</b>  | DISP         | 10102 | Display Menu Selections From Help Code  |
| <b>XTHC10</b>  | \$\$GETURL   | 5553  | Return URL Data Using HTTP  |
| <b>XTHCURL</b> | \$\$ENCODE   | 5554  | Encodes a Query String  |
|                | \$\$MAKEURL  | 5554  | Creates a URL from Components   |
|                | \$\$PARSEURL | 5554  | Parses a URL  |
| <b>XTHCUTL</b> | \$\$DECODE   | 5555  | Decodes a String  |
| <b>XTID</b>    | GETIREF      | 4631  | Get IREF (Term/Concept)   |
|                | \$\$GETMASTR | 4631  | Get Master VUID Flag (Term/Concept)   |
|                | \$\$GETSTAT  | 4631  | Get Status Information (Term/Concept)   |
|                | \$\$GETVUID  | 4631  | Get VUID (Term/Concept)   |
|                | \$\$SCREEN   | 4631  | Get Screening Condition (Term/Concept)  |
|                | \$\$SETMASTR | 4631  | Set Master VUID Flag (Term/Concept)   |
|                | \$\$SETSTAT  | 4631  | Set Status Information (Term/Concept)   |
|                | \$\$SETVUID  | 4631  | Set VUID (Term/Concept)   |
| <b>XTIDTRM</b> | \$\$GETRPLC  | 5078  | Get Immediate Replacement Term (Term/Concept)   |
|                | \$\$RPLCLST  | 5078  | Get List of Replacement Terms, w/Optional Status Date and History (Term/Concept)              |
|                | \$\$RPLCMNT  | 5078  | Get Final Replacement Term (Term/Concept)   |
|                | \$\$RPLCTRL  | 5078  | Get Replacement Trail for Term, with Replaced "BY" and Replacement "FOR" Terms (Term/Concept) |

| <b>Routine</b>  | <b>Entry Point</b> | <b>ICR #</b> | <b>Description</b>  |
|-----------------|--------------------|--------------|---|
|                 | \$\$RPLCVALS       | 5078         | Get Field Values of Final Replacement Term (Term/Concept)       |
|                 | \$\$SETRPLC        | 5078         | Set Replacement Term (Term/Concept)                             |
| <b>XTKERM4</b>  | RFILE              | 2075         | Add Entries to Kermit Holding File                              |
| <b>XTKERMIT</b> | RECEIVE            | 10095        | Load a File into the Host                                       |
|                 | SEND               | 10095        | Send Data from Host   |
| <b>XTLKKWL</b>  | XTLKKWL            | 10122        | Perform Supported VA FileMan Calls on Files Configured for MTLU |
| <b>XTLKMGR</b>  | DK                 | 10153        | Delete Keywords from the Local Keyword File                     |
|                 | DLL                | 10153        | Delete an Entry from the Local Lookup File                      |
|                 | DSH                | 10153        | Delete Shortcuts from the Local Shortcut File                   |
|                 | DSY                | 10153        | Delete Synonyms from the Local Synonym File                     |
|                 | K                  | 10153        | Add Keywords to the Local Keyword File                          |
|                 | L                  | 10153        | Define a File in the Local Lookup File                          |
|                 | LKUP               | 10153        | General Lookup Facility for MTLU                                |
|                 | SH                 | 10153        | Add Shortcuts to the Local Shortcut File                        |
|                 | SY                 | 10153        | Add Terms and Synonyms to the Local Synonym File                |
| <b>XUA4A71</b>  | \$\$EN             | 3178         | Convert String to Soundex                                       |
| <b>XUA4A72</b>  | \$\$CODE2TXT       | 1625         | Get HCFA Text   |
|                 | \$\$GET            | 1625         | Get Specialty and Subspecialty for a User                       |
|                 | \$\$IEN2CODE       | 1625         | Get VA Code   |
| <b>XUAF4</b>    | \$\$ACTIVE         | 2171         | Institution Active Facility (True/False)                        |
|                 | CDSYS              | 2171         | Coding System Name  |
|                 | CHILDREN           | 2171         | List of Child Institutions for a Parent                         |
|                 | \$\$CIRN           | 2171         | Institution CIRN-enabled Field Value                            |
|                 | F4                 | 2171         | Institution Data for a Station Number                           |
|                 | \$\$ID             | 2171         | Institution Identifier  |

| <b>Routine</b> | <b>Entry Point</b> | <b>ICR #</b> | <b>Description</b>  |
|----------------|--------------------|--------------|---|
|                | \$\$IDX            | 2171         | Institution IEN (Using Coding System & ID)                |
|                | \$\$IEN            | 2171         | IEN for Station Number                                    |
|                | \$\$LEGACY         | 2171         | Institution Realigned/Legacy (True/False)                 |
|                | \$\$LKUP           | 2171         | Institution Lookup  |
|                | LOOKUP             | 2171         | Look Up Institution Identifier                            |
|                | \$\$MADD           | 2171         | Institution Mailing Address                               |
|                | \$\$NAME           | 2171         | Institution Official Name                                 |
|                | \$\$NNT            | 2171         | Institution Station Name, Number, and Type                |
|                | \$\$NS             | 2171         | Institution Name and Station Number                       |
|                | \$\$O99            | 2171         | IEN of Merged Station Number                              |
|                | \$\$PADD           | 2171         | Institution Physical Address                              |
|                | PARENT             | 2171         | Parent Institution Lookup                                 |
|                | \$\$PRNT           | 2171         | Institution Parent Facility                               |
|                | \$\$RF             | NONE         | Realigned From Institution Information                    |
|                | \$\$RT             | NONE         | Realigned To Institution Information                      |
|                | SIBLING            | 2171         | Sibling Institution Lookup                                |
|                | \$\$STA            | 2171         | Station Number for IEN                                    |
|                | \$\$TF             | 2171         | Treating Facility ( <b>True/False</b> )                   |
|                | \$\$WHAT           | 2171         | Institution Single Field Information                      |
| <b>XUDHGUI</b> | DEVICE             | 3771         | GUI Device Lookup   |
| <b>XUDHSET</b> | \$\$RES            | 2232         | Set Up Resource Device                                    |
| <b>XUHUI</b>   | OPKG               | 3589         | Monitor New Style Cross-referenced Fields                 |
| <b>XUMF</b>    | \$\$IEN            | 3795         | Institution IEN (Using IFN, Coding System, & ID)          |
| <b>XUMFI</b>   | MAIN               | 2171         | HL7 Master File Message Builder (Controlled Subscription) |
| <b>XUMFP</b>   | MAIN               | 2171         | Master File Parameters (Controlled Subscription)          |
| <b>XUP</b>     | \$\$DTIME          | 4409         | Reset DTIME for USER                                      |

| Routine         | Entry Point  | ICR # | Description  |
|-----------------|--------------|-------|--|
| <b>XUPARAM</b>  | \$\$GET      | 2542  | Get Parameters   |
|                 | \$\$KSP      | 2541  | Return Kernel Site Parameter   |
|                 | \$\$LKUP     | 2542  | Look Up Parameters   |
|                 | SET          | 2542  | Set Parameters   |
| <b>XUPROD</b>   | PROD         | 4440  | Production Vs. Test Account  |
| <b>XUPS</b>     | \$\$IEN      | 4574  | Get IEN Using VPID in File #200  |
|                 | \$\$VPID     | 4574  | Get VPID Using IEN in File #200  |
| <b>XUPSQRY</b>  | EN1          | 4575  | Query New Person File  |
| <b>XUS</b>      | H            | 10044 | Programmer Halt  |
| <b>XUS1A</b>    | SET          | 3057  | Output Message During Signon   |
| <b>XUS2</b>     | AVHLPTXT     | 4057  | Get Help Text<br>(Controlled Subscription)   |
| <b>XUSAP</b>    | \$\$CREATE   | 4677  | Create Application Proxy User  |
| <b>XUSCLEAN</b> | KILL         | 10052 | Clear all but Kernel Variables   |
|                 | TOUCH        | 10052 | Notify Kernel of Tasks that Run 7 Days or Longer   |
| <b>XUSER</b>    | \$\$ACTIVE   | 2343  | Status Indicator   |
|                 | \$\$DEA      | 2343  | Get DEA Number.<br>Modified with Kernel Patch XU*8.0*580 for ePCS.                                 |
|                 | \$\$DETOX    | 2343  | Get Detox/Maintenance ID Number<br>Added with Kernel Patch XU*8.0*580 for ePCS.                    |
|                 | DIV4         | 2533  | Get User Divisions<br>(Controlled Subscription)  |
|                 | \$\$LOOKUP   | 2343  | NEW PERSON File Lookup   |
|                 | \$\$NAME     | 2343  | Get Name of User   |
|                 | \$\$PROVIDER | 2343  | Providers in NEW PERSON File   |
|                 | \$\$SDEA     | 2343  | Check for Prescribing Privileges<br>Added with Kernel Patch XU*8.0*580 for ePCS.                   |
|                 | \$\$VDEA     | 2343  | Check if User Can Sign Controlled Substance Orders<br>Added with Kernel Patch XU*8.0*580 for ePCS. |

| <b>Routine</b>  | <b>Entry Point</b> | <b>ICR #</b> | <b>Description</b>  |
|-----------------|--------------------|--------------|---|
| <b>XUSERNEW</b> | \$\$ADD            | 10053        | Add New User  |
| <b>XUSESIG</b>  | ^XUSESIG           | 936          | Set Up Electronic Signature Code (Controlled Subscription)        |
|                 | SIG                | 10050        | Verify Electronic Signature Code                                  |
| <b>XUSESIG1</b> | \$\$CHKSUM         | 1557         | Build Checksum for Global Root                                    |
|                 | \$\$CMP            | 1557         | Compare Checksum to <b>\$Name_Value</b>                           |
|                 | \$\$DE             | 1557         | Decode String   |
|                 | \$\$EN             | 1557         | Encode ESBLOCK  |
|                 | \$\$ESBLOCK        | 1557         | Electronic Signature (E-Sig) Fields Required for Hash             |
| <b>XUSHSH</b>   | \$\$AESDECR        | 6189         | Returns Plaintext String Value for AES Encrypted Ciphertext Entry |
|                 | \$\$AESENCR        | 6189         | Returns AES Encrypted Ciphertext for String Entry                 |
|                 | \$\$B64DECD        | 6189         | Returns Decoded Value for a Base64 String Entry                   |
|                 | \$\$B64ENCD        | 6189         | Returns Base64 Encoded Value for a String Entry                   |
|                 | \$\$RSADECR        | 6189         | Returns Plaintext String Value for RSA Encrypted Ciphertext Entry |
|                 | \$\$RSAENCR        | 6189         | Returns RSA Encrypted Ciphertext for String Entry                 |
|                 | \$\$SHAHASH        | 6189         | Returns SHA Hash for a String Entry                               |
| <b>XUSHSHP</b>  | DE                 | 10045        | Decrypt Data String   |
|                 | EN                 | 10045        | Encrypt Data String   |
|                 | HASH               | 10045        | Hash Electronic Signature Code                                    |
| <b>XUSNPI</b>   | \$\$CHKDGT         | 4532         | Validate NPI Format   |
|                 | \$\$NPI            | 4532         | Get NPI from Files #200 or #4                                     |
|                 | \$\$QI             | 4532         | Get Provider Entities   |
| <b>XUSRB</b>    | \$\$CHECKAV        | 2882         | Check Access/Verify Codes (Controlled Subscription)               |
|                 | CVC                | 4054         | VistALink-Change User's Verify Code (Controlled Subscription)     |
|                 | \$\$INHIBIT        | 3277         | Check if Logons Inhibited   |

| <b>Routine</b>  | <b>Entry Point</b> | <b>ICR #</b> | <b>Description</b>   |
|-----------------|--------------------|--------------|--|
|                 | INTRO              | 4054         | VistALink-Get Introductory Text (Controlled Subscription)        |
|                 | \$\$KCHK           | 2120         | Check If User Holds Security Key (Controlled Subscription)       |
|                 | LOGOUT             | 4054         | VistALink-Log Out User From M (Controlled Subscription)          |
|                 | OWNSKEY            | 3277         | Verify Security Keys Assigned to a User                          |
|                 | SETUP              | 4054         | VistALink-Set Up User's Partition in M (Controlled Subscription) |
|                 | VALIDAV            | 4054         | VistALink-Validate User Credentials (Controlled Subscription)    |
| <b>XUSRB1</b>   | \$\$DECRYPT        | 2241         | Decrypt String   |
|                 | \$\$ENCRYPT        | 2240         | Encrypt String   |
| <b>XUSRB2</b>   | DIVGET             | 4055         | Get Divisions for Current User (Controlled Subscription)         |
|                 | DIVSET             | 4055         | Set Division for Current User (Controlled Subscription)          |
|                 | USERINFO           | 4055         | Get Demographics for Current User (Controlled Subscription)      |
| <b>XUSRB4</b>   | \$\$HANDLE         | 4770         | Return Unique Session ID String                                  |
| <b>XUSTAX</b>   | \$\$TAXIND         | 4911         | Get Taxonomy Code from File #200 (Controlled Subscription)       |
|                 | \$\$TAXORG         | 4911         | Get Taxonomy Code from File #4 (Controlled Subscription)         |
| <b>XUTMDEVQ</b> | \$\$DEV            | 1519         | Force Queueing—Ask for Device                                    |
|                 | EN                 | 1519         | Run a Task (Directly or Queued)                                  |
|                 | \$\$NODEV          | 1519         | Run a Task (Force Queueing—No Device Selection)                  |
|                 | \$\$QQ             | 1519         | Double Queue—Direct Queueing in a Single Call                    |
|                 | \$\$REQQ           | 1519         | Schedule Second Part of a Task                                   |
| <b>XUTMOPT</b>  | DISP               | 1472         | Display Option Schedule  |
|                 | EDIT               | 1472         | Edit an Option's Scheduling                                      |
|                 | OPTSTAT            | 1472         | Obtain Option Schedule   |
|                 | RESCH              | 1472         | Set Up Option Schedule   |

| <b>Routine</b>  | <b>Entry Point</b> | <b>ICR #</b> | <b>Description</b>   |
|-----------------|--------------------|--------------|--|
| <b>XUTMTP</b>   | EN                 | 3521         | Display HL7 Task Information (Controlled Subscription)                       |
| <b>XUVERIFY</b> | ^XUVERIFY          | 10051        | Verify Access and Verify Codes   |
|                 | \$\$CHECKAV        | 10051        | Check Access/Verify Codes  |
|                 | WITNESS            | 1513         | Return IEN of Users with A/V Codes & Security Keys (Controlled Subscription) |
| <b>XUWORKDY</b> | ^XUWORKDY          | 10046        | Workday Calculation (Obsolete)   |
|                 | \$\$EN             | 10046        | Number of Workdays Calculation   |
|                 | \$\$WORKDAY        | 10046        | Workday Validation   |
|                 | \$\$WORKPLUS       | 10046        | Workday Offset Calculation   |
| <b>%ZIS</b>     | ^%ZIS              | 10086        | Standard Device Call   |
|                 | HLP1               | 10086        | Display Brief Device Help  |
|                 | HLP2               | 10086        | Display Device Help Frames   |
|                 | HOME               | 10086        | Reset Home Device <b>IO</b> Variables  |
|                 | \$\$REWIND         | 10086        | Rewind Devices   |
| <b>%ZISC</b>    | ^%ZISC             | 10089        | Close Device   |
| <b>%ZISH</b>    | CLOSE              | 2320         | Close Host File  |
|                 | \$\$DEFDIR         | 2320         | Get Default Host File Directory  |
|                 | \$\$DEL            | 2320         | Delete Host File   |
|                 | \$\$FTG            | 2320         | Load Host File into Global   |
|                 | \$\$GATF           | 2320         | Copy Global to Host File (Append Existing global Nodes)                      |
|                 | \$\$GTF            | 2320         | Copy Global to Host File   |
|                 | \$\$LIST           | 2320         | List Directory   |
|                 | \$\$MV             | 2320         | Rename Host File   |
|                 | OPEN               | 2320         | Open Host File   |
|                 | \$\$PWD            | 2320         | Get Current Directory  |
|                 | \$\$STATUS         | 2320         | Return End-of-File (EOF) Status  |
| <b>%ZISP</b>    | PKILL              | 3172         | Kill Special Printer Variables   |
|                 | PSET               | 3172         | Set Up Special Printer Variables   |



| <b>Routine</b> | <b>Entry Point</b> | <b>ICR #</b> | <b>Description</b>   |
|----------------|--------------------|--------------|--|
| <b>ZISPL</b>   | DSD                | 1092         | Delete Spool Data File Entry<br>(Controlled Subscription)                    |
|                | DSDOC              | 1092         | Delete Spool Document File Entry<br>(Controlled Subscription)                |
| <b>%ZISS</b>   | ENDR               | 10088        | Set Up Specific Screen Handling<br>Variables                                 |
|                | ENS                | 10088        | Set Up Screen Handling Variables   |
|                | GKILL              | 10088        | <b>KILL</b> Graphic Variables  |
|                | GSET               | 10088        | Set Up Graphics Variables  |
|                | KILL               | 10088        | <b>KILL</b> Screen Handling Variables  |
| <b>%ZISTCP</b> | CALL               | 2118         | Make TCP/IP Connection (Remote<br>System)                                    |
|                | CLOSE              | 2118         | Close TCP/IP Connection (Remote<br>System)                                   |
| <b>%ZISUTL</b> | CLOSE              | 2119         | Close Device with Handle   |
|                | OPEN               | 2119         | Open Device with Handle  |
|                | RMDEV              | 2119         | Delete Data Given a Handle   |
|                | SAVDEV             | 2119         | Save Data Given a Handle   |
|                | USE                | 2119         | Use Device Given a Handle  |
| <b>%ZOSF</b>   | ^%ZOSF             | NONE         | Operating System-dependent Logic<br>Global                                   |
| <b>%ZOSV</b>   | \$\$ACTJ           | 10097        | Number of Active Jobs  |
|                | \$\$AVJ            | 10097        | Number of Available Jobs   |
|                | DOLRO              | 3883         | Display Local Variables<br>(Controlled Subscription)                         |
|                | \$\$EC             | 10097        | Get Error Code   |
|                | GETENV             | 10097        | Current System Information   |
|                | GETPEER            | 4056         | VistALink-Get IP Address for Current<br>Session<br>(Controlled Subscription) |
|                | \$\$LGR            | 10097        | Last Global Reference  |
|                | LOGRSRC            | 10097        | Record Resource Usage (RUM)  |
|                | \$\$OS             | 10097        | Get Operating System Information   |
|                | SETENV             | 10097        | Set VMS Process Name<br>(Caché/OpenVMS Systems)                              |

| <b>Routine</b> | <b>Entry Point</b> | <b>ICR #</b> | <b>Description</b>  |
|----------------|--------------------|--------------|---|
|                | SETNM              | 10097        | Set VMS Process Name: Parameter Passing (Caché/OpenVMS Systems) |
|                | T0 (Obsolete)      | 10097        | (Obsolete) Start RT Measure                                     |
|                | T1 (Obsolete)      | 10097        | (Obsolete) Stop RT Measure                                      |
|                | \$\$VERSION        | 10097        | Get OS Version Number or Name                                   |
| <b>%ZTER</b>   | ^%ZTER             | 1621         | Kernel Standard Error Recording Routine                         |
|                | APPERROR           | 1621         | Set Application Error Name in Kernel Error Trap Log             |
|                | \$\$NEWERR         | 1621         | Verify Support of Standard Error Trapping (Obsolete)            |
|                | UNWIND             | 1621         | Quit Back to Calling Routine                                    |
| <b>%ZTLOAD</b> | ^%ZTLOAD           | 10063        | Queue a Task  |
|                | \$\$ASKSTOP        | 10063        | Stop TaskMan Task   |
|                | DESC               | 10063        | Find Tasks with a Description                                   |
|                | DQ                 | 10063        | Unschedule a Task   |
|                | ISQED              | 10063        | Return Task Status  |
|                | \$\$JOB            | 10063        | Return a Job Number for a Task                                  |
|                | KILL               | 10063        | Delete a Task   |
|                | OPTION             | 10063        | Find Tasks for an Option  |
|                | PCLEAR             | 10063        | Clear Persistent Flag for a Task                                |
|                | \$\$PSET           | 10063        | Set Task as Persistent  |
|                | REQ                | 10063        | Requeue a Task  |
|                | RTN                | 10063        | Find Tasks that Call a Routine                                  |
|                | \$\$\$             | 10063        | Check for Task Stop Request                                     |
|                | STAT               | 10063        | Task Status   |
|                | \$\$TM             | 10063        | Check if TaskMan is Running                                     |
|                | ZTSAVE             | 10063        | Build ZTSAVE Array  |

## 8 Direct Mode Utilities

This chapter lists all Kernel and Kernel Toolkit direct mode utilities. Direct mode utilities can be used from programmer mode, but developers *cannot* call them from within applications.



**REF:** Every direct mode utility is described in the *Kernel 8.0 & Kernel Toolkit 7.3 Systems Management Guide* and *Kernel 8.0 & Kernel Toolkit 7.3 Developer's Guide*. Refer to the indicated section in that manual for details on the use of the utility.

The direct mode utilities in [Table 27](#) are listed in routine order and by tag within each routine:

**Table 27: Direct Mode Utilities**

| Direct Mode Utility                    | Description                             | Reference Documentation  |
|--|---|--|
| D ^%G                                  | List Global option                      | <i>Kernel 8.0 &amp; Kernel Toolkit 7.3 Developer's Guide</i> ; Toolkit: Miscellaneous: Developer Tools             |
| (obsolete) D ^%INDEX<br>Use: D ^XINDEX | To run %INDEX                           | <i>Kernel 8.0 &amp; Kernel Toolkit 7.3 Developer's Guide</i> ; Toolkit: Routine Tools and Toolkit: Developer Tools |
| D ^%RR                                 | Input Routines option                   | <i>Kernel 8.0 &amp; Kernel Toolkit 7.3 Developer's Guide</i> ; Toolkit: Developer Tools                            |
| D ^%RS                                 | Output Routines option                  | <i>Kernel 8.0 &amp; Kernel Toolkit 7.3 Developer's Guide</i> ; Toolkit: Developer Tools                            |
| D ^XQ1                                 | Test an Option                          | <i>Kernel 8.0 &amp; Kernel Toolkit 7.3 Developer's Guide</i> ; Menu Manager: Programmer Tools                      |
| D ^XTER                                | Display Error Trap                      | <i>Kernel 8.0 &amp; Kernel Toolkit 7.3 Developer's Guide</i> ; Toolkit: Error Processing: Developer Tools          |
| D ^XTERPUR                             | Purge Error Log                         | <i>Kernel 8.0 &amp; Kernel Toolkit 7.3 Developer's Guide</i> ; Toolkit: Error Processing: Developer Tools          |
| D ^XTFCR                               | Flow Chart from Entry Point option      | <i>Kernel 8.0 &amp; Kernel Toolkit 7.3 Developer's Guide</i> ; Toolkit: Routine Tools                              |
| D ^XTRCMP                              | Compare Two Routines option             | <i>Kernel 8.0 &amp; Kernel Toolkit 7.3 Developer's Guide</i> ; Toolkit: Developer Tools                            |
| D TAPE^XTRCMP                          | Compare Routines on Tape to Disk option | <i>Kernel 8.0 &amp; Kernel Toolkit 7.3 Developer's Guide</i> ; Toolkit: Developer Tools                            |

| Direct Mode Utility | Description                         | Reference Documentation  |
|---------------------|-------------------------------------|--|
| D ^XTRGRPE          | Group Routine Edit option           | <i>Kernel 8.0 &amp; Kernel Toolkit 7.3 Developer's Guide</i> ; Toolkit: Developer Tools                    |
| D CHCKSUM^XTSUMBLD  | Integrity checking utility          | <i>Kernel 8.0 &amp; Kernel Toolkit 7.3 Developer's Guide</i> ; Toolkit: Developer Tools                    |
| D ^XTVCHG           | Variable Changer option             | <i>Kernel 8.0 &amp; Kernel Toolkit 7.3 Developer's Guide</i> ; Toolkit: Developer Tools                    |
| D ^XTVNUM           | Version Number Update option        | <i>Kernel 8.0 &amp; Kernel Toolkit 7.3 Developer's Guide</i> ; Toolkit: Developer Tools                    |
| D ENABLE^XUFILE3    | Enable File Access Security System  | <i>Kernel 8.0 &amp; Kernel Toolkit 7.3 Systems Management Guide</i> ; File Access Security                 |
| D ^XUINCON          | Run File Access Security Conversion | <i>Kernel 8.0 &amp; Kernel Toolkit 7.3 Systems Management Guide</i> ; File Access Security                 |
| D ^XUP              | Programmer Sign-On                  | <i>Kernel 8.0 &amp; Kernel Toolkit 7.3 Developer's Guide</i> ; Signon/Security: Programmer Tools           |
| D ^XUS              | User Sign-On, No Error Trapping     | <i>Kernel 8.0 &amp; Kernel Toolkit 7.3 Developer's Guide</i> ; Signon/Security: Programmer Tools           |
| D H^XUS             | Programmer Halt                     | <i>Kernel 8.0 &amp; Kernel Toolkit 7.3 Developer's Guide</i> ; Signon/Security: Programmer Tools           |
| D ^XUSCLEAN         | Programmer Halt                     | <i>Kernel 8.0 &amp; Kernel Toolkit 7.3 Developer's Guide</i> ; Signon/Security: Programmer Tools           |
| X ^%Z               | Routine Edit option                 | <i>Kernel 8.0 &amp; Kernel Toolkit 7.3 Developer's Guide</i> ; Miscellaneous: Developer Tools              |
| D ^%ZTBKC           | Global Block Count                  | <i>Kernel 8.0 &amp; Kernel Toolkit 7.3 Developer's Guide</i> ; Operating System Interface: Developer Tools |
| D ^ZTEDIT           | Install ^%Z editor                  | <i>Kernel 8.0 &amp; Kernel Toolkit 7.3 Developer's Guide</i> ; Miscellaneous: Developer Tools              |
| D ^%ZTER            | Record an error                     | <i>Kernel 8.0 &amp; Kernel Toolkit 7.3 Developer's Guide</i> ; Toolkit: Developer Tools                    |

| Direct Mode Utility | Description                      | Reference Documentation  |
|---------------------|----------------------------------|--|
| D ^ZTMB             | Start TaskMan                    | <i>Kernel 8.0 &amp; Kernel Toolkit 7.3 Systems Management Guide</i> ; TaskMan: System Management—Configuration |
| D RESTART^ZTMB      | Restart TaskMan                  | <i>Kernel 8.0 &amp; Kernel Toolkit 7.3 Systems Management Guide</i> ; TaskMan: System Management—Configuration |
| D ^ZTMCHK           | Check TaskMan's Environment      | <i>Kernel 8.0 &amp; Kernel Toolkit 7.3 Developer's Guide</i> ; Toolkit: Developer Tools                        |
| D ^ZTMGRSET         | Update ^%ZOSF Nodes              | <i>Kernel 8.0 &amp; Kernel Toolkit 7.3 Developer's Guide</i> ; Operating System Interface: Developer Tools     |
| D RUN^ZTMKU         | Remove TaskMan from a WAIT state | <i>Kernel 8.0 &amp; Kernel Toolkit 7.3 Developer's Guide</i> ; TaskMan Developer Tools                         |
| D STOP^ZTMKU        | Stop TaskMan                     | <i>Kernel 8.0 &amp; Kernel Toolkit 7.3 Developer's Guide</i> ; TaskMan Developer Tools                         |
| D WAIT^ZTMKU        | Place TaskMan in a WAIT state    | <i>Kernel 8.0 &amp; Kernel Toolkit 7.3 Developer's Guide</i> ; TaskMan Developer Tools                         |
| D ^ZTMON            | Monitor TaskMan                  | <i>Kernel 8.0 &amp; Kernel Toolkit 7.3 Developer's Guide</i> ; TaskMan Developer Tools                         |
| D ^%ZTPP            | List Routines option             | <i>Kernel 8.0 &amp; Kernel Toolkit 7.3 Developer's Guide</i> ; Toolkit: Developer Tools                        |
| D ^%ZTRDEL          | Delete Routines option           | <i>Kernel 8.0 &amp; Kernel Toolkit 7.3 Developer's Guide</i> ; Toolkit: Developer Tools                        |
| D ^ZU               | User Sign-On                     | <i>Kernel 8.0 &amp; Kernel Toolkit 7.3 Developer's Guide</i> ; Signon/Security: Developer Tools                |

## 9 Remote Procedure Calls (RPCs)

[Table 28](#) lists the Remote Procedure Calls (RPCs) in the Kernel and Kernel Toolkit namespaces as stored in the REMOTE PROCEDURE (#8994) file (listed alphabetically by RPC name):



**NOTE:** The Kernel and Kernel Toolkit namespaces include: “XDR\*,” “XI\*,” “XPAR\*,” “XPD\*,” “XQ\*,” “XT,” and “XU\*.”

**Table 28: Remote Procedure Calls (RPCs)—Kernel and Kernel Toolkit**

| RPC   | ICR # | Tag^Routine   | Input Parameter   | Output/ Return Parameter  | Description   |
|---|-------|---------------|---|---|---|
| XDR ADD POTENTIAL PATIENT DUP<br><b>Availability: AGREEMENT</b> | 5271  | ENTRY^XQALGUI | <ul style="list-style-type: none"> <li>FILE NUMBER: File number for the file to which the potential duplicate records belong. For example, if the two potential duplicate entries are on the PATIENT file, this value is set to 2.</li> <li>TO_IEN: Internal Entry Number (IEN) of one of the potential duplicate records. For example, this could be a DFN from the PATIENT (#2) file.</li> <li>FROM_IEN: Internal Entry Number (IEN) of one of the potential duplicate records. For example, this could be a DFN from the PATIENT (#2) file.</li> </ul> | Returns: <ul style="list-style-type: none"> <li><b>Success:</b> IEN from the DUPLICATE RECORD (#15) file. If no errors occur, and if either an existing record is found, or a new record is added.</li> <li><b>Failure:</b> -1^<b>Error Message</b>—If any errors occur.</li> </ul> | This RPC adds a record to the VistA DUPLICATE RECORD (#15) file, or find an existing record for the pair of potential duplicates passed to the RPC. This was written to allow MPI to add potential duplicate patients to the file when potential duplicates are detected by the Person Service Identity Management (PSIM) probabilistic search. |
| XDR UPD SUPPR EMAIL   | None  | ADD^XDRDADDS  | <ul style="list-style-type: none"> <li>FILE NUMBER: File</li> </ul>   | Returns:  | This API remotely sets the  |

| RPC   | ICR # | Tag^Routine        | Input Parameter   | Output/ Return Parameter   | Description  |
|---|-------|--------------------|---|--|--|
| <b>Availability: AGREEMENT</b>                  |       |                    | <p>number for the file that is the .01 field of a record in the DUPLICATE RESOLUTION (#15.1) file. This is the record that is to be updated by this RPC.</p> <ul style="list-style-type: none"> <li>VALUE: <i>Must</i> be set to <b>1</b> or <b>0</b>. This value will be put into the SUPPRESS NEW DUP.</li> <li>EMAIL field.</li> </ul> | <ul style="list-style-type: none"> <li><b>Success: 0</b>—If no errors occurred.</li> <li><b>Failure: -1^Error Message</b>—If errors occurred.</li> </ul> | <p>SUPPRESS NEW DUP EMAIL (#99) field in the DUPLICATE RESOLUTION (#15.1) file.</p> <p>SUPPRESS NEW DUP EMAIL is set to 1 (Yes) to suppress the email that is normally sent when a new record is added to the DUPLICATE RECORD file by PSIM (i.e., by a call from routine XDRDADDS).</p> <p>If SUPPRESS NEW DUP EMAIL is set to 0 (No) or null, the email is sent.</p> |
| XQAL GUI ALERTS<br><b>Availability: PUBLIC</b>  | None  | ENTRY^XQALGUI      | DATA: Subscripted, and the subscript contains the actual variable name (and can be a global reference), while the value for the variable is the value associated with that <b>DATA</b> element.   | Array: Contains the return values for the type of call.  | This RPC handles the XUAlert component.  |
| XU EPC EDIT<br><b>Agreement: RESTRICTED</b>     | None  | ENTRY^XUEPCSE<br>D | DATA  | Single Value   | This RPC was released with Kernel Patch XU*8.0*580. It stores information on editing changes in the NEW PERSON (#200) file related to the electronic prescribing of controlled substances.   |
| XUPS PERSONQUERY<br><b>Availability: PUBLIC</b> | None  | EN1^XUPSQRY        | <ul style="list-style-type: none"> <li>XUPSLNAM: Required if lookup by name.</li> </ul>   | Array: Output data stored in a global array.   | This RPC performs a person lookup.   |

| RPC  | ICR # | Tag^Routine   | Input Parameter   | Output/ Return Parameter   | Description   |
|--|-------|---------------|---|--|---|
|  |       |               | <ul style="list-style-type: none"> <li>XUPSFNAM</li> <li>XUPSSSN</li> <li>XUPSPROV</li> <li>XUPSSTN</li> <li>XUPSMNM</li> <li>XUPSDATE</li> <li>XUPSVPID: Required if lookup by VPID.</li> </ul>                        |  |   |
| XUS ALLKEYS<br><b>Agreement: PUBLIC</b>              | 6287  | ALLKEYS^XUSRB | <ul style="list-style-type: none"> <li>IEN: This is the IEN or <b>DUZ</b> of the user in question. If <i>not</i> passed in, the RPC will use the current <b>DUZ</b>.</li> <li>FLAG: Not in use at this time.</li> </ul> | Returns: <ul style="list-style-type: none"> <li><b>Success:</b> Returns a list of the names of the Security KEYS the user holds.</li> <li><b>Failure:</b> Returns -1 if failed for some reason.</li> </ul> | This RPC returns all the KEYS that a user holds. If the FLAG is set to some value, the list of KEYS will be screened to only be those for J2EE use. For KAAJEE. |
| XUS AV CODE<br><b>Agreement: RESTRICTED</b>          | 1630  | VALIDAV^XUSRB | AVCODE:<br>accessCode_";"_verifyCode in unencrypted form.   | Array: It returns an array of values.  | This RPC checks if an ACCESS/VERIFY code pair is valid.   |
| XUS AV HELP<br><b>Agreement: RESTRICTED</b>          | None  | AVHELP^XUSRB  | None  | Array: Returns instructions on entering new access/verify codes.   | This RPC returns instructions on entering new Access/Verify codes.  |
| XUS CCOW VAULT PARAM<br><b>Agreement: RESTRICTED</b> | None  | CCOWPC^XUSRB4 | None  | Returns a value for use with the CCOW vault.   | This RPC returns a value for use with the CCOW vault.   |
| XUS CVC<br><b>Agreement: RESTRICTED</b>              | 6296  | CVC^XUSRB     | None  |  | This RPC allows the user to change their Verify code.   |
| XUS DIVISION GET<br><b>Agreement: RESTRICTED</b>     | 5198  | DIVGET^XUSRB2 | IEN: If passed, this will be the user to get the division info on.  | Returns a list of divisions for a user.  | This RPC returns a list of divisions for a user.  |



| RPC  | ICR # | Tag^Routine      | Input Parameter | Output/ Return Parameter  | Description   |
|--|-------|------------------|-----------------|---|---|
| XUS DIVISION SET<br><b>Agreement: RESTRICTED</b>   | 5199  | DIVSET^XUSRB2    | DIV             | Returns:<br><ul style="list-style-type: none"> <li>• <b>Success: 1</b> if the value was accepted.</li> <li>• <b>Failure: 0</b> if the input was <i>not</i> OK.</li> </ul> | This RPC sets the user's selected Division in <b>DUZ(2)</b> during signon.  |
| XUS GET CCOW TOKEN<br><b>Agreement: RESTRICTED</b> | None  | CCOW^XUSRB4      | None            | Array   | This RPC gets a token to save in the CCOW context to aid in signon.   |
| XUS GET TOKEN<br><b>Agreement: RESTRICTED</b>      | 6813  | ASH^XUSRB4       | None            | Returns: A handle to a token that signs on a new process.   | This RPC returns a handle to a token that signs on a new process.   |
| XUS GET USER INFO<br><b>Agreement: RESTRICTED</b>  | 2857  | USERINFO^XUSRB2  | None            | Array: Returns information about a user after logon.  | This RPC returns information about a user after logon.  |
| XUS GET VISITOR<br><b>Agreement: SUBSCRIPTION</b>  | 5532  | GETVISIT^XUSBSE1 | TOKEN           | Single Value  | This controlled-subscription RPC is used by the Broker Security Enhancement (BSE) to check a user's credentials based on a BSE TOKEN that was passed to identify and authenticate a visiting user. The remote VistA system calls this RPC on the authenticating VistA system to validate if the visiting user is permitted to visit, and if so, obtain the authenticated user's demographics. |
| XUS INTRO MSG<br><b>Agreement: RESTRICTED</b>      | 1631  | INTRO^XUSRB      | None            | Returns: Introductory text.   | This RPC returns the INTRO message from the KERNEL SYSTEM PARAMETERS (#8989.3) file.  |
| XUS KEY CHECK                                      | 6286  | OWNSKEY^XUSRB    | KEY:            | Array   | This RPC checks if the user   |

| RPC   | ICR # | Tag^Routine          | Input Parameter  | Output/ Return Parameter  | Description   |
|---|-------|----------------------|--|---|---|
| <b>Agreement: PUBLIC</b>                        |       |                      | <ul style="list-style-type: none"> <li>If key is a single value, it holds the one key to check.</li> <li>If key is an array, then the result is an array that matches the key list with values that match the status of the key check for each key.</li> </ul> | Return: <ul style="list-style-type: none"> <li><b>1</b>—If the user has the key.</li> <li><b>0</b>—If the user does <i>not</i> have the key.</li> </ul> | ( <b>DUZ</b> ) holds a security key or an array of keys. If a single security KEY is sent, the result is returned in <b>R(0)</b> . If an array is sent down, then the return array has the same order as the calling array. |
| XUS PKI SET UPN<br><b>Agreement: RESTRICTED</b> | 5823  | SETUPN^XUSER2        | UPN: This is the SUBJECT ALTERNATIVE NAME from the PIV card.   | Single Value  | This RPC sets the SUBJECT ALTERNATIVE NAME (#501.2) field in the NEW PERSON (#200) file.  |
| XUS PKI GET UPN<br><b>Agreement: PUBLIC</b>     | 5816  | GETUPN^XUSER2        | None   | Single Value  | This RPC gets the SUBJECT ALTERNATIVE NAME (#501.2) field from the NEW PERSON (#200) file. It is used to check that the correct PIV card has been put into the reader.  |
| XUS SEND KEYS<br><b>Agreement: RESTRICTED</b>   | 1633  | SENDKEYS^XUSR<br>B   | None   | Array: strings that are used in the hashing algorithm. The strings that are returned are picked up from Z^XUSRB.  | This RPC returns an array of strings that are used in the hashing algorithm. The strings that are returned are picked up from Z^XUSRB.  |
| XUS SET VISITOR<br><b>Agreement: PUBLIC</b>     | 5501  | SETVISIT^XUSBSE<br>1 | None   | Returns: A BSE token string   | This RPC was added with the Broker Security Enhancement (BSE) Project (i.e., released with Kernel Patch XU*8.0*404). This RPC is run on the Authenticating VistA M Server. It returns a Kernel Authentication Token that    |

| RPC  | ICR # | Tag^Routine | Input Parameter | Output/ Return Parameter | Description   |
|--|-------|-------------|-----------------|--------------------------|---|
|  |       |             |                 |                          | is used to identify the current user.   |
| XUS SIGNON SETUP<br><b>Agreement: PUBLIC</b>       | 1632  | SETUP^XUSRB |                 | Array                    | This RPC establishes the environment necessary for DHCP signon  |
| XWB GET VARIABLE VALUE<br><b>Agreement: PUBLIC</b> | 1629  | XWBLIB      |                 | Single Value             | This is an RPC Broker namespace RPC but included here as part of Kernel Patch XU*8.0*580.<br><br>This RPC accepts the name of a variable that will be evaluated, and its value returned to the server. For example, this RPC can be called with a parameter like <b>DUZ</b> , which will be returned as 123456. |

## 10 External Relations

### 10.1 External Relations with Other VistA Software

Kernel establishes external relations with all other VistA software and with the various implementations of ANSI M. Kernel provides a transparent interface between VistA and the host operating system.

All other VistA software depends upon the presence of Kernel, for two main reasons:

- Kernel provides a wealth of application mode entry points that software applications use to solve many common programming problems.
- Kernel provides other VistA applications with portability. In order to achieve independence from any particular vendor's implementation of the M standard, VistA adopted programming standards and conventions that advise software applications to avoid the use of the non-portable features of ANSI M. Though all VistA software depends upon an ANSI M environment, they also depend upon Kernel to replace non-portable features with standard Kernel entry points and services.

### 10.2 External Relations with M Operating Systems

Kernel itself depends upon the presence of one of the ANSI M environments it supports. Currently, Caché is the centrally procured M operating systems in use at the VA medical centers and the primary ANSI M environment supported by Kernel. As VistA adjusts its strategies for configuring computer sites, the list of ANSI M environments supported by Kernel continues to change.

Operating system interfaces are involved in each aspect of Kernel. Identifying the M operating system upon Kernel installation starts processes that create the appropriate Kernel environment. To begin, the `^%ZOSF` global is built from an operating system-specific routine. By executing nodes of the `^%ZOSF` global, implementation-specific functions that are *not* part of ANSI M are possible. Functions include turning echo on or off, allowing type-ahead, or reporting the current UCI.

Other operating system-specific routines distributed with Kernel include:

- `%ZIS4` for spooling.
- `%ZOSV` for system viewing.
- `%XUCI` for UCI swapping.
- `ZU` for tied terminals.

The `%ZOSV` routine contains code that enables use of the `VIEW` command and `$VIEW` function to get information from the operating system. Another routine, TaskMan's `%ZTM`, similarly makes possible the use of a protected M procedure, the `JOB` command, to spawn jobs on a mounted volume set.

Kernel allows processors running different operating systems to be linked. The `^%ZOSF` global makes this possible, too. The `^%ZOSF` global is never translated, and thus, can retain processor-specific information.

The Manager account is generally reserved for operating system-specific routines and globals. Part of Kernel, however, *must* also reside in this account to take care of certain input/output procedures. To avoid collision with pre-existing operating system routines and globals, Kernel uses the local **Z** namespace. Globals in the Manager account include:

- **^%ZTSK** and **^%ZTSCH** for TaskMan
- **^%ZUA** for audit data
- **%Z** as the routine editor.

Routines include the **%ZTM\*** (TaskMan) and **%ZIS\*** (Device Handler).

Kernel's use of variables illustrates the way it functions as a buffer between the host operating system and VistA applications. It uses **M** special variables to create utilities for use by application developers. **\$HOROLOG** is used by VA FileMan in date/time routines such as **%DT** and **%DTC**, **\$JOB** is used by TaskMan, and **\$IO** is used by the Device Handler. In turn, Kernel has key variables that can be referenced by VistA application routines. Perhaps not surprisingly, one of these is **DT** and another is **IO**. As VistA system-wide variables, they are documented in the VistA Standards and Conventions (SAC).

### 10.3 Required Software

Kernel 8.0 and Kernel Toolkit 7.3 require the following VistA software:

- VA FileMan 22.2
- MailMan 8.0



**REF:** For more details, see the Kernel Installation Guide and Toolkit Installation Guide.

### 10.4 DBA Approvals and Integration Control Registration (ICRs)

The Database Administrator (DBA) maintains a list of Integration Control Registrations (IAs) or mutual agreements between software developers allowing the use of internal entry points or other software-specific features that are *not* available to the general programming public.

To communicate with the underlying operating system files, Kernel has the approval of the DBA to reference the following globals:

- **^%ET**
- **^%IS**
- **^%SY**
- **^CPU**
- **^RTH**
- **^SPOOL**
- **^SYS**

### 10.4.1 ICRs—Current List for Kernel or Kernel Toolkit as Custodian

To obtain a current list of ICR to which the Kernel (XU) or Kernel Toolkit (XT) software is a custodian, perform the following procedure:

1. Sign on to the **FORUM** system.
2. Go to the **DBA** menu [DBA].
3. Select the **Integration Agreements Menu** option [DBA IA ISC].
4. Select the **Custodial Package Menu** option [DBA IA CUSTODIAL MENU].
5. Choose the **ACTIVE by Custodial Package** option [DBA IA CUSTODIAL].
6. When prompted for a package, enter **XU** or **Kernel; XT or Toolkit**.
7. All current IAs to which the Kernel or Kernel Toolkit software is a custodian are listed.

### 10.4.2 ICRs—Detailed Information

To obtain detailed information on a specific Integration Control Registration, perform the following procedure:

1. Sign on to the **FORUM** system.
2. Go to the **DBA** menu [DBA].
3. Select the **Integration Agreements Menu** option [DBA IA ISC].
4. Select the **Inquire** option [DBA IA INQUIRY].
5. When prompted for “INTEGRATION REFERENCES,” enter the specific Integration Control Registration number of the ICR you would like to display.
6. The option then lists the full text of the ICR you requested.

### 10.4.3 ICRs—Current List for Kernel or Kernel Toolkit as Subscriber

To obtain the current list of IAs, if any, to which the Kernel (XU) or Kernel Toolkit (XT) software is a subscriber, perform the following procedure:

1. Sign on to the **FORUM** system.
2. Go to the **DBA** menu [DBA].
3. Select the **Integration Agreements Menu** option [DBA IA ISC].
4. Select the **Subscriber Package Menu** option [DBA IA SUBSCRIBER MENU].
5. Choose the **Print ACTIVE by Subscribing Package** option [DBA IA SUBSCRIBER].
6. When prompted with “START WITH SUBSCRIBING PACKAGE,” enter **XU** or **KERNEL; XT** or **TOOLKIT** (uppercase).
7. When prompted with “GO TO SUBSCRIBING PACKAGE,” enter **XU** or **KERNEL; XT** or **TOOLKIT** (uppercase).
8. All current IAs to which the Kernel (XU) or Kernel Toolkit (XT) software is a subscriber are listed.



# 11 Internal Relations

## 11.1 Independence of Options

All of Kernel's options can be invoked independently. None requires any special setup in order to run successfully.

When rearranging options on menus, care should be taken that security is preserved. In several cases, a menu is locked with a security key, but all the options on that menu are *not* locked with the same key. In other cases, items are assumed to be locked because the parent menu is itself locked. So, if an option were placed on another menu, the security on that option could be lost. This situation exists for some options on the following menus:

- Audit Menu (VA FileMan, locked with the XUAUDITING security key)
- Filegrams (locked with the XUFILEGRAM security key)
- KIDS Installation Menu (locked with the XUPROGMODE security key)
- KIDS Main Menu (locked with the XUPROG security key)
- Programmer Options (locked with the XUPROG security key)
- ScreenMan (locked with the XUSCREENMAN security key)
- VA FileMan Management (locked with the XUMGR security key)



## 12 Software-Wide Variables

The following software-wide key variables can be assumed to be defined at all times when operating within the menu system, as per Appendix 10-B in of VA's *Veterans Health Administration Manual M-11 (Medical Information Resources Management Office: Operations Document)*:

**Table 29: Variables—Defined at All Times**

| Variable         | Description   |
|------------------|---|
| <b>DUZ</b>       | Internal entry number (IEN) from the NEW PERSON (#200) file.  |
| <b>DUZ(0)</b>    | User's FILE MANAGER ACCESS CODE string.   |
| <b>DUZ(2)</b>    | User's institutional affiliation. It is the internal entry number from the Institution file.                    |
| <b>DUZ("AG")</b> | User's agency code.   |
| <b>DT</b>        | Current date in VA FileMan internal format.   |
| <b>DTIME</b>     | Integer value of the number of seconds the user has to respond to a timed read.                                 |
| <b>IO</b>        | Hardware name ( <b>\$I</b> ) of the last selected input/output device.  |
| <b>IOF</b>       | Contains the code to issue a form feed for the last selected input/output device.                               |
| <b>IOM</b>       | Column position of the right margin, for the last selected input/output device.                                 |
| <b>ION</b>       | Name of the last selected input/output device from the DEVICE (#3.5) file (.01 field value).                    |
| <b>IOSL</b>      | Variable indicating the number of lines on the last selected input/output device (e.g., screen or page length). |
| <b>IOST</b>      | The last selected input/output device's subtype from the TERMINAL TYPE (#3.2) file (.01 field value).           |
| <b>IOT</b>       | Type of the last selected input/output device, such as <b>TRM</b> for terminal.                                 |

In addition to the variables described in Appendix 10-B of the M-11 manual, the following variables are defined by Kernel while a user is in the menu system:

**Table 30: Variables—Defined While a User is in the Menu System**

| Variable           | Description   |
|--------------------|---|
| <b>DUZ("AUTO")</b> | Current auto-menu flag.   |
| <b>DUZ("LANG")</b> | Contains a pointer to VA FileMan's LANGUAGE (#.85) file, which VA FileMan uses for language-specific displays of prompts, dates and times, and dialogs (from the DIALOG [#.84] file). |
| <b>IO(0)</b>       | <b>\$I</b> value of the home device at the time of the call to the Device Handler   |

| Variable       | Description  |
|----------------|--|
|                | ( <b>^%ZIS</b> ).  |
| <b>IOBS</b>    | Contains the code to issue a backspace for last selected input/output device.                                      |
| <b>IOS</b>     | Internal entry number of the last selected input/output device from the <b>DEVICE (#3.5)</b> file.                 |
| <b>IOST(0)</b> | The last selected input/output device's subtype from the <b>TERMINAL TYPE (#3.2)</b> file (internal entry number). |
| <b>IOXY</b>    | Value of the <b>XY</b> field from the <b>TERMINAL TYPE (#3.2)</b> file for the last selected input/output device.  |

The following software-wide variable is defined within the menu system if alpha-beta tracking is taking place:

**Table 31: Variables—Defined While a User is in the Menu System with Alpha-Beta Tracking**

| Variable       | Description  |
|----------------|--|
| <b>XQABTST</b> | Flag that signals whether alpha-beta testing is in effect. |

## 13 SACC Exemptions

[Table 32](#) lists the Standards and Conventions (SAC) exemptions that currently pertain to Kernel and Kernel Toolkit that were granted by the Programming Standards and Conventions Committee (SACC). The table includes the following data:

- Standards Section Number
- Nature of Exemption
- Date Created (Granted)
- Description:

**Table 32: SAC Exemptions**

| # | Standards Section Number | Nature of Exemption                      | Date Created | Description   |
|---|--------------------------|--|--------------|---|
| 1 | 6D                       | <b>FM compatibility</b>                  |              | The <b>^XUTL</b> global is exempted from VA FileMan compatibility. It is a <i>non-translated</i> , completely re-creatable global used in MenuMan.  |
| 2 | 2D2                      | <b>* and # READs</b>                     | 08/10/1989   | The <b>ZISL*</b> and <b>^%Z</b> editor can use <b>*</b> and <b>#</b> -readers.  |
| 3 | 6D                       | <b>FM compatibility</b>                  | 08/10/1989   | The following globals are exempt from VA FileMan compatibility: <ul style="list-style-type: none"> <li>• <b>^%Z</b></li> <li>• <b>^%ZTSK</b></li> <li>• <b>^%ZTSCH</b></li> <li>• <b>^%ZOSF</b></li> <li>• <b>^%ZIS("C")</b> and <b>^%ZIS("H")</b></li> </ul> |
| 4 | 1                        | <b>ANSI</b>                              | 05/14/1990   | TaskMan routines can use extended global references.  |
| 5 | 2B                       | <b>Exclusive &amp; Argumentless KILL</b> | 05/14/1990   | The Submanager of TaskMan can use exclusive <b>KILL</b> commands in the portion of the Submanager that is responsible for recycling the partition.  |
| 6 | 2A                       | <b>H XUS</b>                             | 05/14/1990   | The routine <b>%ZTM</b> can use the <b>HALT</b> command.  |
| 7 | 2A                       | <b>OPEN, CLOSE device</b>                | 05/14/1990   | TaskMan routines can use direct <b>OPEN</b> and <b>CLOSE</b> commands.  |
| 8 | 1                        | <b>ANSI</b>                              | 06/18/1990   | Kernel can use operating-specific code, which uses many implementation-specific language features.  |

| #  | Standards Section Number | Nature of Exemption                      | Date Created | Description   |
|----|--------------------------|--|--------------|---|
| 9  | 3A                       | <b>Namespacing</b>                       | 06/18/1990   | Kernel can export <b>Z</b> namespaced routines and <b>XUCI*</b> , <b>DIDT*</b> , and <b>DIRCR</b> to be renamed as % routines when installed.   |
| 10 | 2B                       | <b>Exclusive &amp; Argumentless KILL</b> | 06/18/1990   | The Kernel login ( <b>XUS</b> ) and the Error Trap restore variable routines ( <b>XTER*</b> ) can use exclusive <b>KILL</b> statements.   |
| 11 | 4A                       | <b>DUZ-array SET &amp; KILL</b>          | 06/18/1990   | The following Kernel routines can <b>SET</b> or <b>KILL</b> the <b>DUZ</b> variable: <ul style="list-style-type: none"> <li>• <b>ZTM*</b></li> <li>• <b>ZTEDIT3</b></li> <li>• <b>XQSMD31</b></li> <li>• <b>XQSRV</b></li> <li>• <b>XQ1</b></li> <li>• <b>XQ12</b></li> </ul> |
| 12 | 2A                       | <b>OPEN, CLOSE device</b>                | 06/18/1990   | The Device Handler and Kernel Operating-specific code can issue direct <b>OPEN</b> and <b>CLOSE</b> commands.   |
| 13 | 2A                       | <b>H XUS</b>                             | 06/18/1990   | Kernel (Signon/Security) can issue a <b>HALT</b> command in the routines <b>ZU*</b> without using the ^XUSCLEAN entry point.  |
| 14 | 9B                       | <b>%ZOSF nodes</b>                       | 06/18/1990   | Kernel Operating-specific code can make direct calls to operating system routines rather than using the ^%ZOSF global.  |
| 15 | 2D2                      | <b>* &amp; # READs</b>                   | 11/29/1990   | Kernel can use a <b>#255</b> READ in the <b>ZOSV*</b> routines.   |
| 16 | 2B                       | <b>Exclusive &amp; Argumentless KILL</b> | 02/07/1991   | Kernel can use an exclusive <b>KILL</b> in the utility to clean up variables when exiting from an option.   |
| 17 | 8A                       | <b>Queueing, \$I</b>                     | 07/12/1993   | Kernel is granted an exemption for the XUPR-RTN-TAPE-CMP option to be <i>non-queueable</i> .  |
| 18 | NA                       | NA                                       | 12/07/1994   | Permanent exemption for Kernel 8.0 to use the following M language Features:  |

| #  | Standards Section Number | Nature of Exemption | Date Created | Description  |
|----|--------------------------|---------------------|--------------|--|
|    |                          |                     |              | <ul style="list-style-type: none"> <li>• <b>Merge</b> Command</li> <li>• <b>\$Order</b> with two arguments</li> <li>• <b>\$Get</b> with two arguments</li> <li>• <b>\$Name</b></li> <li>• Set <b>\$Extract</b></li> <li>• Pattern match with alternation</li> <li>• Sorts After operator</li> <li>• Missing parameters in calling list</li> <li>• Set <b>\$X</b> and <b>\$Y</b></li> <li>• <b>10k</b> routine size</li> <li>• <b>\$Qlength</b></li> <li>• <b>\$Qsubscript</b></li> <li>• <b>\$Principal</b></li> <li>• All Structured System Variable Names (SSVNs)</li> <li>• M standard Error Processing</li> <li>• Global subscript length <i>not</i> to exceed <b>240</b> character (KIDS <i>only</i>) or <b>200</b> characters for the remainder of Kernel. Length is determined by algorithm in 1994 draft SAC.</li> </ul> |
| 19 | NA                       | NA                  | 12/07/1994   | Permanent exemption for Kernel Installation and Distribution System (KIDS) to Set <b>DUZ</b> and <b>DUZ(0)</b> .   |

## 14 Global Protection, Translation, and Journaling

An outline of a possible scheme for the management of Kernel globals is presented in this section.

Cookbook recommendations should also be consulted. DSM for OpenVMS sites should refer to the most recent *VAX DSM Systems Guide* (otherwise known as the Cookbook) for recommendations concerning global characteristics.

Kernel's recommendations and the cookbooks' recommendations should serve as examples as you manage your site's global configuration.

### 14.1 Globals in Production Account

Table 33: Globals in Production Account—Protection, Translation and Journaling Information

| Global Name     | DSM for OpenVMS Protection | Translate?            | Journal? / Comments   |
|-----------------|----------------------------|-----------------------|---|
| <b>^DIC</b>     | System: RWP<br>W/G/U: RW   | Yes                   | See <i>VA FileMan Technical Manual</i>  |
| <b>^HOLIDAY</b> | System: RWP<br>W/G/U: RW   | Yes                   |   |
| <b>^TMP</b>     | System: RWP<br>W/G/U: RW   | Separate Copy per CPU |   |
| <b>^USC</b>     | N/A                        | Yes                   | The PERSON CLASS file is in the <b>^USC</b> global. Please be sure to place this global and add it to your translation tables. This is a static file. |
| <b>^UTILITY</b> | System: RWP<br>W/G/U: RW   | Separate Copy per CPU |   |
| <b>^VA</b>      | System: RWP<br>W/G/U: RW   | Yes                   | Yes   |
| <b>^XMB</b>     | System: RWP<br>W/G/U: RW   | Yes                   | See <i>MailMan Technical Manual</i>   |
| <b>^XMBS</b>    | System: RWP<br>W/G/U: RW   | Yes                   | See <i>MailMan Technical Manual</i>   |
| <b>^XPD</b>     | System: RWP<br>W/G/U: RW   | Yes                   |   |
| <b>^XTV</b>     | System: RWP<br>W/G/U: RW   | Yes                   | Yes   |

| Global Name    | DSM for OpenVMS Protection                        | Translate?   | Journal? / Comments |
|----------------|---|--|---------------------|
| <b>^XTMP</b>   | System: RWP<br>W/G/U: RW                          | Yes  |                     |
| <b>^XUSEC</b>  | System: RWP<br>W/G/U: RW                          | Yes  |                     |
| <b>^XUTL</b>   | System: RWP<br>W/G/U: RW                          | <ul style="list-style-type: none"> <li>• <b>^XUTL</b> = Separate Copy per CPU.</li> <li>• <b>^XUTL("XGAT R")</b> = Translated.</li> <li>• <b>^XUTL("XQKB")</b> = Translated.</li> <li>• <b>^XUTL("XQO")</b> = Translated.</li> <li>• <b>^XUTL("XQOR M")</b> = Translated.</li> </ul> |                     |
| <b>^%ZIS</b>   | System: RWP<br>World: RW<br>Group: RW<br>UCI: RWP | <ul style="list-style-type: none"> <li>• Yes</li> </ul>  |                     |
| <b>^%ZISL</b>  | System: RWP<br>World: RW<br>Group: RW<br>UCI: RWP | <ul style="list-style-type: none"> <li>• Yes</li> </ul>  |                     |
| <b>^%ZOSF</b>  | System: RWP<br>World: R<br>Group: R<br>UCI: RWP   | <ul style="list-style-type: none"> <li>• Separate Copy per CPU</li> </ul>  |                     |
| <b>^%ZTER</b>  | System: RWP<br>World: RW<br>Group: RW<br>UCI: RWP | <ul style="list-style-type: none"> <li>• Yes</li> </ul>  |                     |
| <b>^%ZTSCH</b> | System: RWP<br>World: RW<br>Group: RW<br>UCI: RWP | <ul style="list-style-type: none"> <li>• Yes*</li> </ul>   |                     |

| Global Name   | DSM for OpenVMS Protection                        | Translate? | Journal? / Comments |
|---------------|---|------------|---------------------|
| <b>^%ZTSK</b> | System: RWP<br>World: RW<br>Group: RW<br>UCI: RWP | • Yes*     |                     |
| <b>^%ZUA</b>  | System: RWP<br>World: R<br>Group: RW<br>UCI: RW   | • Yes      | Yes                 |

There should be only one copy of the TaskMan globals (**^%ZTSCH** and **^%ZTSK**) within TaskMan's reach. At VA sites, TaskMan's reach is across all CPUs. Other sites should evaluate TaskMan's reach in their configurations. Also, at DSM for OpenVMS sites, these globals should *not* be in a volume set that is cluster-mounted across all systems; instead, master from **two** nodes and DDP server to the other nodes.



**REF:** For more information about TaskMan's reach, see the *Kernel 8.0 & Kernel Toolkit 7.3 Systems Management Guide*.



# 15 Security

## 15.1 Security Management

To protect the security of VistA systems, distribution of this software for use on any other computer system by VistA sites is prohibited. All requests for copies of Kernel for *non-VistA* use should be referred to the VistA site's local Office of Information Field Office (OIFO).

Otherwise, there are no special legal requirements involved in the use of Kernel.

## 15.2 Mail Groups, Alerts, and Bulletins

### 15.2.1 Mail Groups

Kernel and Kernel Toolkit do *not* create or use any specific mail groups, but it does provide fields, files, options, APIs, and utilities for creating/processing mail groups.

### 15.2.2 Alerts

Kernel and Kernel Toolkit do *not* make use of alerts itself, but it does provide fields, files, options, APIs, and utilities for creating/processing alerts.

## 15.2.3 Bulletins

Kernel and Kernel Toolkit distribute the following bulletins:

**Table 34: Bulletins—Kernel and Kernel Toolkit**

| Name       | Description   | Subject                                  | Message  | Parameters  |
|------------|---|--|--|---|
| XDR ERROR  | This bulletin is sent by the Kernel Duplicate Resolution software when an error that halts the process is encountered by a background task. It is only sent if there is an entry in the Duplicate Manager mail group' in the DUPLICATE RESOLUTION file.     | ERROR DURING DUPLICATE CHECKING OR MERGE | NOWRAP  This is to notify you that an error was encountered while trying to either check for duplicates or during the early merge process of the  1  file.<br>From DA/DFN:  2 <br>To DA/DFN:  3 <br> 4   5 <br> WRAP   6 | <ul style="list-style-type: none"> <li>• <b>1</b>—File from which the two records come from.</li> <li>• <b>2</b>—<b>From</b> record's DA/DFN.</li> <li>• <b>3</b>—<b>To</b> record's DA/DFN.</li> <li>• <b>4</b>—Internal value of the <b>.01</b> field of the <b>From</b> Record.</li> <li>• <b>5</b>—Internal value of the <b>.01</b> field of the <b>To</b> Record.</li> <li>• <b>6</b>—Error condition that was encountered.</li> </ul> |
| XDR MERGED | This bulletin is sent by the Kernel Duplicate Resolution software when a Verified Duplicate pair is merged together.<br>This bulletin is sent only if a package merge developer does <i>not</i> have a routine that sends its own customized merge message. | NOTIFICATION OF DUPLICATES MERGED        | WRAP  The following records from the  1  file have been merged.<br> NOWRAP <br>From record DA/DFN:  2 <br>To record DA/DFN:  3 <br> 4   5 <br> WRAP  The FROM Record has now been merged to the TO Record.<br> NOWRAP    | <ul style="list-style-type: none"> <li>• <b>1</b>—File from which the two records come from.</li> <li>• <b>2</b>—<b>From</b> record's DA/DFN.</li> <li>• <b>3</b>—<b>To</b> record's DA/DFN.</li> <li>• <b>4</b>—Internal value of the <b>.01</b> field of the <b>From</b> Record.</li> <li>• <b>5</b>—Internal value of the</li> </ul>   |

| Name         | Description   | Subject                             | Message   | Parameters  |
|--------------|---|-------------------------------------|---|---|
|              |   |                                     | 6   | <p>.01 field of the <b>To</b> Record.</p> <ul style="list-style-type: none"> <li>• <b>6</b>—Package merge error listing header.</li> </ul>  |
| XDR VERIFIED | <p>This bulletin is sent by the Kernel Duplicate Resolution software anytime a pair of Potential Duplicates is reviewed, and the operator determines that the pair is indeed Verified Duplicates.</p> <p>This bulletin is sent only if a package merge developer does <i>not</i> have a routine that sends its own customized verified message.</p> | NOTIFICATION OF VERIFIED DUPLICATES | <p> WRAP  The following records have been identified as Verified Duplicates of the  1  file:<br/> NOWRAP <br/>From record DA/DFN:  2 <br/>To record DA/DFN:  3 <br/> 4   5 <br/> WRAP  The FROM record will be merged to the TO record.<br/>Please resolve any package discrepancies so that the merge may proceed.</p> | <ul style="list-style-type: none"> <li>• <b>1</b>—File from which the two records come from.</li> <li>• <b>2</b>—<b>From</b> record's DA/DFN.</li> <li>• <b>3</b>—<b>To</b> record's DA/DFN.</li> <li>• <b>4</b>—Internal value of the .01 field of the <b>From</b> Record.</li> <li>• <b>5</b>—Internal value of the .01 field of the <b>To</b> Record.</li> </ul> |
| XQSERVER     | <p>This is the standard, or default, bulletin used by the menu system to notify system administrators and users about server request events.</p>  | Server Request Notice               | <p> 1 <br/>A request for execution of a server option has been received.<br/>Sender:  2  Option name:  3  Subject:  4  Message #:  5 <br/>Comments:  6 </p>   | <ul style="list-style-type: none"> <li>• <b>1</b>—Date and time in human-readable form when the server request was received.</li> <li>• <b>2</b>—Name of the sender of the server request.</li> <li>• <b>3</b>—Name of the option that was requested by</li> </ul>  |

| Name            | Description  | Subject                  | Message  | Parameters  |
|-----------------|--|--------------------------|--|---|
|                 |  |                          |  | <p>Mailman.</p> <ul style="list-style-type: none"> <li>• <b>4</b>—Subject of the message which requested a server.</li> <li>• <b>5</b>—Internal number of the message requesting a server.</li> <li>• <b>6</b>—Comments appended to the bulleting. These may include errors trapped by the server software and/or the operating system, as well as general purpose messages.</li> </ul> |
| XTRMON          | This bulletin is used by the XTRMON routine to send mail messages about routines that change in the set of routines being tracked. | Changes to routines      | A check of the routines in  3  on  1  showed that  2  routines changed, Here is the list:                              |   |
| XU-INSTALL-DONE | This bulletin sends a message back to the developers when an install has been done.  | Install of package done. | Package ' 1 ' version  2  was installed at site  4  by  5 .<br>Timing data:<br>INIT started at  6 <br>Pre-INIT started |   |

| Name             | Description  | Subject   | Message   | Parameters   |
|------------------|--|---|---|--|
|                  |  |   | at  7 <br>Pre-INIT finished<br>at  8 <br>Post-INIT started<br>at  9 <br>and finished at  3 <br>For a TOTAL of<br> 10  (hh:mm:ss).   |  |
| XUMF ERROR       | This bulletin is triggered upon receipt of a Master File Notification message from the Master File Server. | Master File Server - error message                          | The Master File Server has received a Message Acknowledgement (MSA) segment with an Acknowledgement Code indicating an application error for the following message:<br>HL7 Message ID:<br> 1 <br>Server message:<br> 2 <br>HL7, FM, or other message:<br> 3 <br> 4 <br>This message <i>must</i> be investigated, or the master file related to this message will be out of sync with the national standard table. | <ul style="list-style-type: none"> <li>• <b>1</b>—Message Control ID.</li> <li>• <b>2</b>—Message from MFS.</li> <li>• <b>3</b>—Message from HL7 application, VA FileMan (FM), or other source.</li> <li>• <b>4</b>—FM error message.</li> </ul> |
| XUMF INSTITUTION | This bulletin notifies the XUMF INSTITUTION mail group that an unsolicited update message has been         | Master File Server - update notification - INSTITUTION file | The following Master File Notification (MFN) message was received and processed by the Master File  | <ul style="list-style-type: none"> <li>• <b>1</b>—Message ID.</li> <li>• <b>2</b>—Added or Updated.</li> <li>• <b>3</b>—Internal Entry Number.</li> </ul>  |

| Name | Description  | Subject | Message  | Parameters   |
|------|--|---------|--|--|
|      | received and processed by the Master File Server mechanism. An INSTITUTION (#4) file entry has been added / updated. |         | Server:<br>HL7 Message ID:  1 <br>The following INSTITUTION (#4) file entry has been  2 :<br>IEN:  3  STATION NUMBER:  4 <br>UPDATED ENTRY<br>-----<br>NAME:  5 <br>OFFICIAL VA NAME:  6 <br>FACILITY TYPE:  7 <br>INACTIVE FACILITY FLAG:  11 <br>VISN:  13 <br>PARENT FACILITY:  14 <br>STREET ADDR. 1:  19 <br>CITY:  20 <br>STATE:  12 <br>ZIP:  22 <br>ST. ADDR. 1 (MAILING):  23 <br>CITY (MAILING):  24 <br>STATE (MAILING):  25 <br>ZIP (MAILING):  26 <br><br>OLD VALUES<br>-----<br>NAME:  8 <br>OFFICIAL VA NAME:  9 <br>FACILITY TYPE: | <ul style="list-style-type: none"> <li>• <b>4</b>— STATION NUMBER.</li> <li>• <b>5</b>—NAME.</li> <li>• <b>6</b>— OFFICIAL VA NAME.</li> <li>• <b>7</b>— FACILITY TYPE.</li> <li>• <b>8</b>—OLD NAME.</li> <li>• <b>9</b>—OLD OFFICIAL VA NAME.</li> <li>• <b>10</b>—OLD FACILITY TYPE.</li> <li>• <b>11</b>— INACTIVE FACILITY FLAG.</li> <li>• <b>12</b>—STATE.</li> <li>• <b>13</b>—VISN.</li> <li>• <b>14</b>— PARENT FACILITY.</li> <li>• <b>15</b>—OLD INACTIVE FACILITY FLAG.</li> <li>• <b>16</b>—OLD STATE.</li> <li>• <b>17</b>—OLD VISN.</li> <li>• <b>18</b>—OLD PARENT FACILITY.</li> <li>• <b>19</b>— STREET ADDR. 1.</li> <li>• <b>20</b>—CITY.</li> <li>• <b>22</b>—ZIP.</li> <li>• <b>23</b>—ST.</li> </ul> |

| Name                      | Description   | Subject                                    | Message  | Parameters  |
|---------------------------|---|--|--|---|
|                           |   |  | 10 <br>INACTIVE<br>FACILITY FLAG:<br> 15 <br>VISN:  17 <br>PARENT<br>FACILITY:  18 <br>STREET ADDR.<br>1:  27 <br>CITY:  28 <br>STATE:  16 <br>ZIP:  29 <br>ST. ADDR. 1<br>(MAILING):  30 <br>CITY (MAILING):<br> 31 <br>STATE<br>(MAILING):  32 <br>ZIP (MAILING):<br> 33 | ADDR. 1<br>(MAILING).<br><ul style="list-style-type: none"> <li>• <b>24</b>—CITY<br/>(MAILING).</li> <li>• <b>25</b>—STATE<br/>(MAILING).</li> <li>• <b>26</b>—ZIP<br/>(MAILING).</li> <li>• <b>27</b>—OLD<br/>STREET<br/>ADDR. 1.</li> <li>• <b>28</b>—OLD<br/>CITY.</li> <li>• <b>29</b>—OLD<br/>ZIP.</li> <li>• <b>30</b>—OLD<br/>ST. ADDR. 1<br/>(MAILING).</li> <li>• <b>31</b>—OLD<br/>CITY<br/>(MAILING).</li> <li>• <b>32</b>—OLD<br/>STATE<br/>(MAILING).</li> <li>• <b>33</b>—OLD<br/>ZIP<br/>(MAILING).</li> </ul> |
| XUPROGMODE                | User going into progmode message.   | DROPPING INTO PROGRAMMER MODE              | User #  1  has dropped into programmer mode on device  2   | <ul style="list-style-type: none"> <li>• <b>1</b>—User name.</li> <li>• <b>2</b>—Device.</li> </ul>   |
| XUS ACCESS CODE VIOLATION | This bulletin is sent by the Syntax check of the ACCESS CODE field of the USER file, whenever someone tries to assign an ACCESS CODE that is already in use for a different USER. | A USER HAS SEEN ANOTHER USER'S ACCESS CODE | The user above tried to assign the ACCESS CODE that already belonged to  1 .  1  should change his/her code as soon as possible, since its secrecy has now been compromised.   | <ul style="list-style-type: none"> <li>• <b>1</b>—Name of the USER whose ACCESS CODE was discovered.</li> </ul>   |

| Name         | Description   | Subject   | Message  | Parameters  |
|--------------|---|---|--|---|
|              | The bulletin goes to whoever is in the MAIL GROUP, plus the user who tried to input the code.   |   |  |   |
| XUSESECURITY | This bulletin is sent by the signon system if a user uses a terminal that has SECURITY to sign on, and his <b>DUZ(0)</b> code is <i>not</i> found in the terminal's SECURITY code, as the FILE MANAGER ACCESS CODE attempts to sign on. | SIGN-ON<br>DISALLOWED<br>ON SECURED<br>TERMINAL | User  1  tried to sign on to device  2 , which has SECURITY code  3 , but  1  has security code '4 '. Use ^UTIO to edit the device's SECURITY, if necessary. | <ul style="list-style-type: none"> <li>• <b>1</b>—Name of User.</li> <li>• <b>2</b>—Device.</li> <li>• <b>3</b>—Device's security code.</li> <li>• <b>4</b>—User's security code.</li> </ul>  |
| XUSERDEAC    | This bulletin is sent to an assigned email group when a user gets deactivated.  | XUSER<br>DEACTIVATION                           | User name :  1 <br>Title:  2 <br>Service:  3 <br>was deactivated on  4 .   | <ul style="list-style-type: none"> <li>• <b>1</b>—Name of user who gets deactivated.</li> <li>• <b>2</b>—Title.</li> <li>• <b>3</b>—Service.</li> <li>• <b>4</b>—Date of user gets deactivated.</li> </ul>  |
| XUSERTERM    | This bulletin is issued whenever a message cannot be delivered after the Simple Mail Transfer Protocol " <b>DATA</b> " command is issued. It indicates that the " <b>Mail From:</b> " and <b>RCPT</b> (recipient) commands were         | USER<br>TERMINATION                             | USER  1  has been terminated as of  2  The error message was '3 '.   | <ul style="list-style-type: none"> <li>• <b>1</b>—Name of the remote site rejecting the message (may be intermediate relay).</li> <li>• <b>2</b>—Title and message number of message which was rejected.</li> <li>• <b>3</b>—Rejection</li> </ul> |



| Name     | Description  | Subject                          | Message  | Parameters  |
|----------|--|----------------------------------|--|---|
|          | <p>successfully issued, but that something in the header of the message was rejected, such as duplicate message ID. The error message returned by the remote receiver is included in the bulletin.</p> |                                  |  | <p>message issued by the rejecting receiver.</p>  |
| XUSIGNON | <p>This bulletin is triggered whenever someone signs on thru 'XUS'.</p>  | USER SIGNING ON                  | <p>User  2  has signed on at Device  3 .</p>   | <ul style="list-style-type: none"> <li>• <b>1</b>—User number ('DUZ') of user signing on.</li> <li>• <b>2</b>—Name of user.</li> <li>• <b>3</b>—Device at which sign-on occurred.</li> </ul>                    |
| XUSLOCK  | <p>This bulletin is triggered when the number of bad signons causes a terminal device or IP address to be "locked out".</p>  | DEVICE LOCKED DUE TO BAD SIGNONS | <p>Device  1  has made  2  bad sign-on attempts and has been locked. The device will automatically clear after the Lockout time in the Kernel System Parameters. To make the device or IP address useable before the lockout time is up use the "CLEAR TERMINAL" or "Release IP lock" option to make the device available again. Select  3  as the</p> | <ul style="list-style-type: none"> <li>• <b>1</b>—Name of device being locked.</li> <li>• <b>2</b>—Number of bad signons recorded for the device.</li> <li>• <b>3</b>—Name of the device to release.</li> </ul> |

| Name               | Description   | Subject                                      | Message  | Parameters   |
|--------------------|---|--|--|--|
|                    |   |  | device to release.   |  |
| XUSSPKI CRL SERVER | This bulletin is sent when the CRL UPLOAD TASK has a problem.   | CRL UPLOAD MESSAGE                           | At  2  The CRL Upload task reported the following problem.<br>“ 1 ”<br>Be sure that the “CRLService” is running on the server. Try stopping and restarting the service. It should be listening on a specific port. | <ul style="list-style-type: none"> <li>• <b>1</b>—Error message.</li> <li>• <b>2</b>—Date time of the message.</li> </ul>  |
| XUSSPKI SAN        | Released with Kernel Patch XU*8.0*580, this bulletin is sent when the SUBJECT ALTERNATIVE NAME (#501.2) field in the NEW PERSON (#200) file has been changed or deleted. The bulletin is sent to users holding the PSDMGR security key. | “Subject Alternative Name” field             | The “Subject Alternative Name” field in New Person File (#200) has been changed or deleted for: <b> 3 </b><br><br>Before: <b> 1 </b><br><br>After: <b> 2 </b>  | <ul style="list-style-type: none"> <li>• <b>1</b>—Old value before changed or deleted.</li> <li>• <b>2</b>—New value. If null, value was deleted.</li> <li>• <b>3</b>—Name of the user.</li> </ul>   |
| XUSTIME            | This bulletin is triggered by the Signon system if the device being used has a “PROHIBITED SIGN-ON TIMES” value, and somebody has tried to sign on during that prohibited time period; the prohibited time frame.                       | SIGN-ON TO A TERMINAL DURING PROHIBITED TIME | “ 2 ” attempted to sign on to device  1  with code “ 3 ”, but the device is locked out during the time period  4 .   | <ul style="list-style-type: none"> <li>• <b>1</b>—Device name (<b>\$1</b>).</li> <li>• <b>2</b>—User name.</li> <li>• <b>3</b>—Access code used for sign-on.</li> <li>• <b>4</b>—Time range during which sign-on is prohibited.</li> </ul> |

| Name                       | Description  | Subject  | Message  | Parameters   |
|----------------------------|--|--|--|--|
| XUTM<br>PROBLEM<br>DEVICES | This bulletin is used by the XUTMKA routine to report devices that TaskMan is having problems opening.   | Problem Devices                                  | This is the XUTM PROBLEM DEVICE bulletin; it reports devices that TaskMan is having problems opening. The list shows the \$I value for the device.   | None   |
| XUVISIT                    | This is the default XUESSO bulletin that is issued at the time a new visitor is entered in the NEW PERSON (#200) file. A "visitor" is a user who has been validated at another VA site and is entered in your data base, so that he or she may look up patient data. | A visitor has been added to your New Person File | 1 <br>A visitor has been added to your New Person File with no Access or Verify Codes.<br>Name:  2 <br>DUZ:  3 <br>This visitor was authenticated at  4 , ( 5 ). This user has a DUZ of  6  on the authenticating system, and a phone number of  7 . This is the bulletin named XUVISIT. | <ul style="list-style-type: none"> <li>• <b>1</b>—Title/date of this bulletin.</li> <li>• <b>2</b>—Name of the visitor.</li> <li>• <b>3</b>—<b>DUZ</b> of this visitor in the New Person File.</li> <li>• <b>4</b>—Name of the site where the visitor was authenticated.</li> <li>• <b>5</b>—Number of the site where the visitor was authenticated.</li> <li>• <b>6</b>—Visitors <b>DUZ</b> at the authenticating site.</li> <li>• <b>7</b>—Visitor's phone number at the authenticating site.</li> </ul> |

## 15.3 Remote Systems

Kernel provides options and utilities for accessing remote (and local) systems.

## 15.4 Interfaces

Kernel interfaces with the following VA products:

- Kernel Toolkit 7.2 or higher.
- VA FileMan 21.0 or higher.
- MailMan 7.0 or higher.

The Assigning Person Class to Providers software (i.e., Kernel Patches XU\*8.0\*27, 377, and 531) allows for interfaces with all of the VistA Clinical Software developed in-house. It also allows for interfaces with the QuadraMed Encoder Product Suite, which is a Commercial-Off-The-Shelf (COTS; *non-VA*) software product.



**REF:** For more information on QuadraMed products, see the QuadraMed website at the following Web address: <http://www.quadramed.com>

Kernel and Kernel Toolkit do *not* embed or require any special interfaces to any other COTS (*non-VA*) products; other than those provided by the underlying operating systems.

## 15.5 Electronic Signatures

Kernel and Kernel Toolkit do *not* use any electronic signatures within the software itself; however, it does provide fields, files, options, APIs, and utilities for creating and processing electronic signatures.

### 15.5.1 Electronic Signature Restrictions

As of Patch XU\*8.0\*679, the system restricts access to electronic signature fields in the NEW PERSON (#200) file for sites that elect to enable this functionality. Prior to Patch XU\*8.0\*679, any user could access the following fields in the NEW PERSON (#200) file through the Electronic Signature options on the VistA **User's Toolbox** [XUSERTOOLS] menu:

- DEGREE (#10.6)
- SIGNATURE BLOCK PRINTED NAME (#20.2)
- SIGNATURE BLOCK TITLE (#20.3)

If restrictions are enabled, then access to these fields is allowed only for users who are assigned the XUSIG security key.

To enable restrictions, authorized site personnel *must* set the XU SIG BLOCK DISABLE general parameter to a value of **ON (1)**. The parameter definition is stored in the PARAMETER DEFINITION (#8989.51) file, and the parameter data is stored in the PARAMETER (#8989.5) file:

- If the XU SIG BLOCK DISABLE parameter is set to **ON** and the user has the XUSIG security key assigned in the NEW PERSON (#200), then access to the restricted fields is allowed.
- If the XU SIG BLOCK DISABLE parameter is set to **ON**, but the user does *not* have the XUSIG security key assigned, then access to the restricted fields is *not* allowed.
- If the site leaves the XU SIG BLOCK DISABLE parameter set to **OFF (0)**, then access to all electronic signature fields is allowed.

The following two options on the VistA **User's Toolbox** [XUSERTOOLS] menu were affected by Patch XU\*8.0\*679:

- **Electronic Signature Code Edit** [XUSESIG]
- **Electronic Signature Block Edit** [XUSESIG BLOCK]

If the XU SIG BLOCK DISABLE parameter is set to **ON**, then only supervisors holding the XUSIG security key can update the SIGNATURE BLOCK PRINTED NAME (#20.2) and SIGNATURE BLOCK TITLE (#20.3) fields through the **Electronic Signature Code Edit** [XUSESIG] option, and the SIGNATURE BLOCK PRINTED NAME (#20.2) and DEGREE (#10.6) fields through the **Electronic Signature Block Edit** [XUSESIG BLOCK] option. In addition, the patch enables access to the SIGNATURE BLOCK TITLE (#20.3) field through the **Electronic Signature Block Edit** [XUSESIG BLOCK] option. This allows supervisors holding the XUSIG security key to enter the SIGNATURE BLOCK TITLE (#20.3) for other users after the XU SIG BLOCK DISABLE parameter is set to **ON**.

To maintain valid educational credentials, DEGREE (#10.6) field entries made through the **Electronic Signature Block Edit** [XUSESIG BLOCK] option are restricted to valid degrees stored in the EDUCATION (#20.11) file. To support this functionality, Patch XU\*8.0\*679 added the **EDUCATION (Degree) File Edit** [XUSESIG DEG] option to the **User Management** [XUSER] menu. The **EDUCATION (Degree) File Edit** [XUSESIG DEG] option, which is locked by the XUSIG security key, enables maintenance of DEGREE field entries in the EDUCATION (#20.11) file. VistA uses these records to validate user entries when appending one or more degrees to an electronic signature. This validation applies even when the XU SIG BLOCK DISABLE parameter is set to **OFF**.



**NOTE:** Because VistA automatically cross-references DEGREE (#10.6) field entries in the NEW PERSON (#200) with the DEGREE (#6) field in the NAME COMPONENTS (#20) file, any updates made directly to the DEGREE (#6) field in the NAME COMPONENTS (#20) file will also be validated against degrees in the EDUCATION (#20.11) file.

## 15.6 Security Keys

For a list of security keys exported with Kernel and Kernel Toolkit, use the VA FileMan **Inquire to File Entries** option [DIINQUIRE] as shown in [Figure 18](#).

**Figure 18: Security Keys—Obtaining Security Key Information for Kernel**

```
Select OPTION: INQUIRE <Enter> TO FILE ENTRIES

OUTPUT FROM WHAT FILE: OPTION// SECURITY <Enter> KEY (119 entries)
Select SECURITY KEY NAME: XU
```


**Enter a Kernel or Kernel Toolkit namespace (e.g., XU or XT).**



```

1  XUARCHIVE
2  XUAUDITING
3  XUAUTHOR
4  XUEXKEY
5  XUFILEGRAM

Press <RETURN> to see more, `` to exit this list, OR
CHOOSE 1-5: <Enter>
.
.
.
```

**Table 35: Security Keys—Kernel and Kernel Toolkit**

| Security Key | Description   |
|--------------|---|
| XDR          | This security key allows access to the Duplicate Resolution System.   |
| XDRMGR       | This security key allows a user access to the Kernel Duplicate Resolution Manager Utilities.<br><br> <b>This security key should only be given to the people responsible for management of the various Duplicate Resolution packages (e.g., Patient Registration).</b> |
| XQAL-DELETE  | This security key permits a user to delete alerts associated with another user. This key <i>must</i> be held in order for the user to have this capability.   |
| XQSMDFM      | This security key is required for use of the XQSMD LIMITED FM option to permit users to build some options based on VA FileMan templates.   |
| XTLKZMGR     | This security key unlocks the option to create/modify entries in the ICD files.   |
| XTLKZUSER    | This security key unlocks the Auto-Coding Utility menu [XTLKUSER].  |
| XUARCHIVE    | This security key is needed to access the Archiving menu or to run any of the archiving options.  |
| XUAUDITING   | This security key is needed to access the Auditing menu or to run any   |

| Security Key     | Description   |
|------------------|---|
|                  | of the Auditing options.  |
| XUAUTHOR         | This security key allows the holder to edit all existing help frames, using “^E” when the frame is displayed, as well as allowing the holder to create new frames from within the menu system.  |
| XUEPCSEEDIT      | <p>This security key is required for individuals who will enter data related to electronic prescribing of controlled substances (eCPS) for providers.</p> <p> <b>CAUTION: The holder of this key CANNOT also hold the XUORES security key. They are exclusive keys, and should <i>not</i> both be held by an individual at the same time.</b></p>  |
| XUEXKEY          | This security key allows access to the XUEXKEY option.  |
| XUFILEGRAM       | This security key is needed to access the Filegram menu or to run any of the Filegram options except the View Filegram option.  |
| XUMF INSTITUTION | This security key locks the XUMF INSTITUTION option.  |
| XUMGR            | <p>This security key is for users who need to act as site management staff. This key gives the user access to see information that is normally only available to the user that created it. This is a partial list of its uses:</p> <ul style="list-style-type: none"> <li>• Allows its holders to create “Routine”-type Options in the OPTION file with bracket syntax ([UCI]) for UCI-switching.</li> <li>• Allows its holders to see the list of all spool file entries.</li> </ul>                             |
| XUORES           | <p>This security key is given to Non-VistA persons that are authorized to write orders in the chart.</p> <p>This security key is typically given to licensed Physicians.</p> <p> <b>CAUTION: DO NOT give this security key to anyone who has VistA access. Nor assign it to an individual option or menu.</b></p> <p><b>Should the person who holds this key become a VistA user then this key should be de-allocated.</b></p> |
| XUPROG           | Assign this security key to all users allowed to go into programmer options from the Menu system.   |
| XUPROGMODE       | This security key locks the Global List and “Programmer Mode options.   |
| XUSCREENMAN      | This security key is needed to access the ScreenMan menu.   |
| XUSHOWSSN        | This security key allows the user to enter all 9 digits of a person’s Social Security Number (SSN) for look up in the NEW PERSON (#200) file. Any user who does <i>not</i> hold this security key will <i>not</i> be allowed to use a 9-digit SSN lookup on the NEW PERSON (#200) file  |

| Security Key | Description   |
|--------------|---|
|              | .   |
| XUSIG        | This security key is required to add and edit Electronic Signature fields using the <b>Electronic Signature code Edit</b> [XUSESIG] option and <b>Electronic Signature Block Edit</b> [XUSESIG BLOCK] options. The following fields in the NEW PERSON (#200) file are affected: <ul style="list-style-type: none"> <li>• DEGREE (#10.6)</li> <li>• SIGNATURE BLOCK PRINTED NAME (#20.2)</li> <li>• SIGNATURE BLOCK TITLE (#20.3)</li> </ul> |
| XUSNPIMTL    | This security key allows users to access the NPI (National Provider ID) Menu option [XUS NPI MENU]. This key is normally assigned to the Local NPI Maintenance Team Leader; the person with authority to assign/edit VA Provider NPIs.  |
| XUSPF200     | This security key allows special privileges in the NEW PERSON (#200) file. The first of these is that holders of this key do <i>not</i> have to enter a SSN to add a new person to the file.  |
| ZTMQ         | This security key allows users to use the advanced features of the TaskMan Dequeue Tasks, Requeue Tasks, and Delete Tasks options.  |

## 15.7 File Security

File number ranges for Kernel and Kernel Toolkit are as follows:

- 3.05 – 3.084
- 3.1 - 3.54
- 4.00 - 4.11
- 5.00 - 5.00
- 7 - 7.1
- 9.2 - 9.8
- 10
- 11
- 13
- 14.4 - 14.8
- 15 – 15.4
- 19.00 – 19.2
- 40.5
- 49



- 101.00
- 200 – 201
- 8932.10 - 8935.91
- 8980 - 8980.22
- 8984.1 – 8984.4
- 8989.2 – 8989.3
- 8991 – 8992.1

To print File Security Access for files for Kernel, go to the programmer prompt, enter FileMan, and do the following:



**NOTE:** You can sort by Number and select a range of file numbers. **;**Lnn**** gives you control over column width.

Figure 19: File Security—Sample User Dialogue to Obtain File Security

```

Select OPTION: PRINT <Enter> FILE ENTRIES

OUTPUT FROM WHAT FILE: FILE// <Enter>
SORT BY: NAME// NUMBER

Enter a file number range within Kernel.

START WITH NUMBER: FIRST// 1.0
GO TO NUMBER: LAST// 4.6
WITHIN NUMBER, SORT BY: <Enter>

Here the user selected a print template previously created.

FIRST PRINT ATTRIBUTE: [FILE
1 FILE LIST (Aug 01, 1990@18:41) File #1
2 FILE SECURITY ACCESS (Aug 16, 2006@11:23) User #1529 File #1
3 FILE SECURITY CODES File #1
File #1
CHOOSE 1-3: 2 <Enter> (Aug 16, 2006@11:23) User #1529 File #1
WANT TO EDIT 'FILE SECURITY ACCESS' TEMPLATE? No// Y <Enter> (Yes)
NAME: FILE SECURITY ACCESS Replace <Enter>
READ ACCESS: @// <Enter>
WRITE ACCESS: @// <Enter>
FIRST PRINT ATTRIBUTE: NUMBER// NUMBER;L6
THEN PRINT ATTRIBUTE: NAME;L25// NAME;L30
THEN PRINT ATTRIBUTE: DD ACCESS;L3// <Enter>
THEN PRINT ATTRIBUTE: RD ACCESS;L3// <Enter>
THEN PRINT ATTRIBUTE: WR ACCESS;L3// <Enter>
THEN PRINT ATTRIBUTE: DEL ACCESS;L3// <Enter>
THEN PRINT ATTRIBUTE: LAYGO ACCESS;L3// <Enter>
THEN PRINT ATTRIBUTE: AUDIT ACCESS;L3// <Enter>
THEN PRINT ATTRIBUTE: <Enter>
Heading (S/C): FILE SECURITY ACCESS Replace <Enter>
STORE PRINT LOGIC IN TEMPLATE: FILE
1 FILE LIST (Aug 01, 1990@18:41) File #1
2 FILE SECURITY ACCESS (Jul 10, 2002@10:25) User #1529 File #1
CHOOSE 1-2: 2 <Enter> (Jul 10, 2002@10:25) User #1529 File #1
TEMPLATE ALREADY STORED THERE.... OK TO REPLACE? Y <Enter> (Yes)

START AT PAGE: 1// <Enter>
DEVICE: <Enter> Telnet terminal

```

Figure 20 lists the *recommended* file security settings for access to Kernel and Kernel Toolkit files.

**Figure 20: File Security—Recommended Kernel File Security Access**

| FILE SECURITY ACCESS           |        | May 16, 2013 11:32 |           |           |            |              | PAGE 1       |
|--------------------------------|--------|--------------------|-----------|-----------|------------|--------------|--------------|
| NAME                           | NUMBER | DD ACCESS          | RD ACCESS | WR ACCESS | DEL ACCESS | LAYGO ACCESS | AUDIT ACCESS |
| FAILED ACCESS ATTEMPTS LOG     | 3.05   | @                  | @         | @         | @          | @            |              |
| PROGRAMMER MODE LOG            | 3.07   | @                  | @         | @         | @          | @            |              |
| ERROR LOG                      | 3.075  |                    |           |           |            |              |              |
| ERROR MESSAGES                 | 3.076  |                    |           |           |            |              |              |
| ERROR TRAP SUMMARY             | 3.077  |                    |           |           |            |              |              |
| SIGN-ON LOG                    | 3.081  | @                  | @         | @         | @          | @            | @            |
| LOCKED IP or DEVICE            | 3.083  | @                  | @         | #         | @          | @            | @            |
| FAILED SIGNON ATTEMPTS         | 3.084  | @                  | @         | #         | @          | @            | @            |
| TITLE                          | 3.1    | #                  | @         | @         | #          | @            | #            |
| TERMINAL TYPE                  | 3.2    | #                  |           | #         | #          | #            | #            |
| DA RETURN CODES                | 3.22   |                    |           |           |            |              |              |
| LINE/PORT ADDRESS              | 3.23   | @                  | @         | @         | @          | @            | @            |
| DEVICE                         | 3.5    | #                  | I         | #         | #          | #            | #            |
| SPOOL DOCUMENT                 | 3.51   | @                  | @         | @         | @          | @            | @            |
| SPOOL DATA                     | 3.519  |                    |           |           |            |              |              |
| RESOURCE                       | 3.54   |                    |           |           |            |              |              |
| INSTITUTION                    | 4      | @                  |           | #         | @          | #            |              |
| MASTER FILE PARAMETERS         | 4.001  | @                  | @         | @         | @          | @            | @            |
| MD5 Signature                  | 4.005  |                    |           |           |            |              |              |
| STANDARD TERMINOLOGY VERSION F | 4.009  | @                  | @         | @         | @          | @            | @            |
| INSTITUTION ASSOCIATION TYPES  | 4.05   | @                  |           | @         | @          | @            | @            |
| FACILITY TYPE                  | 4.1    | @                  |           | #         | @          | @            | @            |
| AGENCY                         | 4.11   | @                  |           | Y         | @          | @            | @            |
| STATE                          | 5      | #                  | @         | #         | #          | #            | @            |
| POSTAL CODE                    | 5.12   | @                  |           | @         | @          | @            | @            |
| COUNTY CODE                    | 5.13   | @                  |           | @         | @          | @            | @            |
| PROVIDER CLASS                 | 7      | #                  |           |           | #          |              |              |
| SPECIALITY                     | 7.1    | #                  |           |           | #          |              |              |
| HELP FRAME                     | 9.2    | #                  |           |           | #          |              | #            |
| PACKAGE                        | 9.4    | #                  | I         | #         | #          | #            | #            |
| BUILD                          | 9.6    | @                  | #         | #         | #          | #            | #            |
| INSTALL                        | 9.7    | @                  | #         | @         | #          | @            | #            |
| ROUTINE                        | 9.8    | #                  | I         | #         | #          | #            | #            |
| RACE                           | 10     | #                  |           | d         | d          | d            |              |
| MARITAL STATUS                 | 11     | #                  |           | d         | d          | d            |              |
| RELIGION                       | 13     | #                  |           | d         | d          | d            |              |
| TASKS                          | 14.4   | @                  |           | ^         | @          | @            | @            |
| VOLUME SET                     | 14.5   |                    |           |           |            |              |              |
| UCI ASSOCIATION                | 14.6   |                    |           |           |            |              |              |
| TASKMAN SITE PARAMETERS        | 14.7   |                    |           |           |            |              |              |
| TASKMAN SNAPSHOT               | 14.71  | @                  |           | @         | @          | @            | @            |
| TASKMAN SNAPSHOT               | 14.72  | @                  |           | @         | @          | @            | @            |
| TASK SYNC FLAG                 | 14.8   | @                  | @         | @         | @          | @            | @            |
| DUPLICATE RECORD               | 15     |                    |           |           |            |              |              |
| DUPLICATE RESOLUTION           | 15.1   | @                  | #         | @         | @          | #            |              |
| XDR MERGE PROCESS              | 15.2   | @                  |           |           |            |              | #            |
| XDR REPOINTED ENTRY            | 15.3   | @                  |           |           |            |              | #            |
| MERGE IMAGES                   | 15.4   | @                  | @         | @         | @          | @            | @            |
| OPTION                         | 19     | #                  | #         | #         | #          | #            | #            |
| AUDIT LOG FOR OPTIONS          | 19.081 | @                  | #         | #         | #          | #            | #            |
| SECURITY KEY                   | 19.1   | #                  | #         | #         | #          | #            | #            |
| OPTION SCHEDULING              | 19.2   | @                  | @         | @         | @          | @            | @            |
| MENUMAN QUICK HELP             | 19.8   | @                  | @         | @         | @          | @            | @            |
| NAME COMPONENTS                | 20     | @                  | #         | #         | #          | #            |              |
| HOLIDAY                        | 40.5   | #                  | #         | Dd        | Dd         | Dd           | #            |
| SERVICE/SECTION                | 49     | #                  | D         | d         | d          | d            |              |
| PROTOCOL                       | 101    | @                  |           | #         | #          | #            |              |
| NEW PERSON                     | 200    | #                  | #         | #         | #          | #            |              |
| PERSON CLASS                   | 8932.1 | @                  |           | ^         | @          | ^            | @            |
| PROGRAM OF STUDY               | 8932.2 | @                  |           | ^         | @          | ^            | @            |

|                          |         |   |   |   |   |   |   |
|--------------------------|---------|---|---|---|---|---|---|
| KERMIT HOLDING           | 8980    |   | # | # | # |   |   |
| PKI Digital Signatures   | 8980.2  |   |   |   |   |   |   |
| PKI CRL URLs             | 8980.22 | # | # | # | # | # | # |
| LOCAL KEYWORD            | 8984.1  |   |   |   |   |   |   |
| LOCAL SHORTCUT           | 8984.2  | @ | # | @ | @ | @ | @ |
| LOCAL SYNONYM            | 8984.3  | @ | # | @ | @ | @ | @ |
| LOCAL LOOKUP             | 8984.4  | @ | # | @ | @ | @ | @ |
| KERNEL PARAMETERS        | 8989.2  | @ | @ | @ | @ | @ | @ |
| KERNEL SYSTEM PARAMETERS | 8989.3  | @ | @ | @ | @ | @ | @ |
| XTV ROUTINE CHANGES      | 8991    | @ | @ | @ | @ | @ | @ |
| XTV VERIFICATION PACKAGE | 8991.19 | @ | @ | @ | @ | @ | @ |
| XTV GLOBAL CHANGES       | 8991.2  | @ | @ | @ | @ | @ | @ |
| XQAB ERRORS LOGGED       | 8991.5  |   |   |   |   |   |   |
| ALERT                    | 8992    | @ | @ | @ | @ | @ | @ |
| ALERT TRACKING           | 8992.1  |   |   |   |   |   |   |



**NOTE:** This report was reformatted to fit the display area (smaller font).

## 15.8 Contingency Planning

All sites should develop a local contingency plan to be used in the event of software/hardware problems in a production (live) environment. The contingency plan *must* identify the procedure for maintaining functionality provided by this software in the event of system outage.

## 15.9 Official Policies

To protect the security of VistA systems, distribution of this software for use on any other computer system by VistA sites is prohibited. All requests for copies of Kernel for *non-VistA* use should be referred to the VistA site's local Office of Information Field Office (OIFO).

User should refer to [VHA Directive 2012-003, Person Class File Taxonomy](#), which redefines established policy for assigning Person Class codes to providers in the Veterans Health Information Systems and Technology Architecture (VistA) NEW PERSON (#200) file.



**REF:** For software and documentation disclaimers, see the "[Disclaimers](#)" section.

# Glossary

Table 36: Glossary of Terms and Acronyms

| Term                                | Definition   |
|-------------------------------------|--|
| ALPHA TESTING                       | In VA terminology, Alpha testing is when a VistA test software application is running in a site's account.   |
| AUDIT ACCESS                        | A user's authorization to mark the information stored in a computer file to be audited.  |
| AUDITING                            | Monitoring computer usage such as changes to the database and other user activity. Audit data can be logged in a number of VA FileMan and Kernel files.  |
| AUTO MENU                           | An indication to MenuMan that the current user's menu items should be displayed automatically. When AUTO MENU is <i>not</i> in effect, the user <i>must</i> enter a question mark at the menu's select prompt to see the list of menu items.   |
| BETA TESTING                        | In VA terminology, Beta testing is when a VistA test software application is running in a Production account.  |
| CAPACITY MANAGEMENT                 | The process of assessing a system's capacity and evaluating its efficiency relative to workload in an attempt to optimize system performance. Kernel provides several utilities.   |
| CARET                               | A symbol expressed as ^ (caret). In many M systems, a caret is used as an exiting tool from an option. Also, this symbol is sometimes referred to as the "up-arrow" symbol.  |
| CHECKSUM                            | A numeric value that is the result of a mathematical computation involving the characters of a routine or file.  |
| CIPHER                              | A system that arbitrarily represents each character as one or more other characters.<br><br>(See also: <a href="#">ENCRYPTION.</a> )   |
| CMS                                 | Centers for Medicare & Medicaid Services (related to assigning users to Person Class).   |
| COMMON MENU                         | Options that are available to all users. Entering two question marks (??) at the menu's select prompt will display any SECONDARY MENU OPTIONS available to the signed-on user along with the common options available to all users.  |
| COMPILED MENU SYSTEM (^XUTL GLOBAL) | Job-specific information that is kept on each CPU so that it is readily available during the user's session. It is stored in the ^XUTL global, which is maintained by the menu system to hold commonly referenced information. The user's place within the menu trees is stored, for example, to enable navigation via menu jumping. |

| Term                        | Definition   |
|-----------------------------|--|
| COMPUTED FIELD              | This field takes data from other fields and performs a predetermined mathematical function (e.g., adding two columns together). You do <i>not</i> , however, see the results of the mathematical function on the screen. Only when you are printing or displaying information on the screen do you see the results for this type of field.   |
| DEVICE HANDLER              | The Kernel module that provides a mechanism for accessing peripherals and using them in controlled ways (e.g., user access to printers or other output devices).   |
| DIFROM                      | VA FileMan utility that gathers all software components and changes them into routines ( <b>namespacel*</b> routines) so that they can be exported and installed in another VA FileMan environment.  |
| DOUBLE QUOTE (“)            | A symbol used in front of a Common option’s menu text or synonym to select it from the Common menu. For example, the five-character string “ <b>TBOX</b> selects the User’s Toolbox Common option.   |
| DR STRING                   | The set of characters used to define the <b>DR</b> variable when calling VA FileMan. Since a series of parameters may be included within quotes as a literal string, the variable’s definition is often called the <b>DR</b> string. To define the fields within an edit sequence, for example, the developer may specify the fields using a <b>DR</b> string rather than an INPUT template. |
| <b>DUZ(0)</b>               | A local variable that holds the FILE MANAGER ACCESS CODE of the signed-on user.  |
| ENCRYPTION                  | Scrambling data or messages with a cipher or code so that they are unreadable without a secret key. In some cases, encryption algorithms are one directional; that is, they only encode, and the resulting data cannot be unscrambled (e.g., Access and Verify codes).   |
| FILE ACCESS SECURITY SYSTEM | Formerly known as <b>Part 3</b> of the Kernel Inits. If the File Access Security conversion has been run, file-level security for VA FileMan files is controlled by Kernel’s File Access Security system, <i>not</i> by File Manager Access codes (i.e., FILE MANAGER ACCESS CODE field).  |
| FORCED QUEUING              | A device attribute indicating that the device can only accept queued tasks. If a job is sent for foreground processing, the device will reject it and prompt the user to queue the task instead.   |
| GO-HOME JUMP                | A menu jump that returns the user to the primary menu presented at signon. It is specified by entering two carets (^ ^) at the menu’s select prompt. It resembles the Rubber-band Jump but without an option specification after the carets.   |

| Term                   | Definition   |
|------------------------|--|
| HCFA                   | Health Care Financing Administration (related to assigning users to Person Class).   |
| HELP PROCESSOR         | A Kernel module that provides a system for creating and displaying online documentation. It is integrated within the menu system so that help frames associated with options can be displayed with a standard query at the menu's select prompt.   |
| HOST FILE SERVER (HFS) | A procedure available on layered systems whereby a file on the host system can be identified to receive output. It is implemented by the Device Handler's <b>HFS</b> device type.  |
| INDEX (%INDEX)         | A Kernel utility used to verify routines and other M code associated with a software application. Checking is done according to current ANSI MUMPS standards and VistA programming standards. This tool can be invoked through an option or from direct mode (> <b>D ^%INDEX</b> ).  |
| INIT                   | Initialization of a software application. <b>INIT*</b> routines are built by VA FileMan's <b>DIFROM</b> and, when run, recreate a set of files and other software components.  |
| JUMP                   | In VistA applications, the <b>Jump</b> command allows you to go from a particular field within an option to another field within that same option. You can also Jump from one menu option to another menu option without having to respond to all the prompts in between. To jump, type a caret (^) and then type the name of the field or option you wish to jump to.<br>(See also <a href="#">GO-HOME JUMP</a> , <a href="#">PHANTOM JUMP</a> , <a href="#">RUBBER-BAND JUMP</a> , or <a href="#">UP-ARROW JUMP</a> .) |
| JUMP START             | A logon procedure whereby the user enters the " <b>Access code;Verify code;option</b> " to go immediately to the target option, indicated by its menu text or synonym. The jump syntax can be used to reach an option within the menu trees by entering " <b>Access;Verify;^option</b> ".  |
| KERMIT                 | A standard file transfer protocol. It is supported by Kernel and can be set up as an alternate editor.   |
| MANAGER ACCOUNT        | A UCI that can be referenced by non-manager accounts (e.g., production accounts). Like a library, the <b>MGR</b> UCI holds percent routines and globals (e.g., <b>^%ZOSF</b> ) for shared use by other UCIs.   |
| MENU CYCLE             | The process of first visiting a menu option by picking it from a menu's list of choices and then returning to the menu's select prompt. MenuMan keeps track of information (e.g., the user's place in the menu trees) according to the completion of a cycle through the menu system.  |

| Term                      | Definition   |
|---------------------------|--|
| MENU MANAGER              | The Kernel module that controls the presentation of user activities (e.g., menu choices or options). Information about each user's menu choices is stored in the Compiled Menu System, the <b>^XUTL</b> global, for easy and efficient access.   |
| MENU SYSTEM               | The overall MenuMan logic as it functions within the Kernel framework.   |
| MENU TEMPLATE             | An association of options as pathway specifications to reach one or more final destination options. The final options <i>must</i> be executable activities and <i>not</i> merely menus for the template to function. Any user can define user-specific MENU templates via the corresponding Common option. |
| MENU TREES                | The menu system's hierarchical tree-like structures that can be traversed or navigated, like pathways, to give users easy access to various options.   |
| PAC                       | <b>Programmer Access Code</b> . An optional user attribute that can function as a second level password into programmer mode.  |
| PART 3 OF THE KERNEL INIT | See <a href="#">FILE ACCESS SECURITY SYSTEM</a> .  |
| PATTERN MATCH             | A preset formula used to test strings of data. Refer to your system's M Language Manuals for information on Pattern Match operations.  |
| PHANTOM JUMP              | Menu jumping in the background. Used by the menu system to check menu pathway restrictions.  |
| PRIMARY MENUS             | The list of options presented at signon. Each user <i>must</i> have a PRIMARY MENU OPTION in order to sign on and reach MenuMan. Users are given primary menus by system administrators. This menu should include most of the computing activities the user will need.                                     |
| PROGRAMMER ACCESS         | Privilege to become a programmer on the system and work outside many of the security controls of Kernel. Accessing programmer mode from Kernel's menus requires having the programmer's at-sign security code, which sets the variable <b>DUZ(0)=@</b> .   |
| PROTOCOL                  | An entry in the PROTOCOL (#101) file. Used by the Order Entry/Results Reporting (OE/RR) software to support the ordering of medical tests and other activities. Kernel includes several protocol-type options for enhanced menu displays within the OE/RR software.  |
| QUEUEING                  | Requesting that a job be processed in the background rather than in the foreground within the current session. Kernel's TaskMan module handles the queueing of tasks.  |



| Term                         | Definition   |
|------------------------------|--|
| QUEUEING REQUIRED            | An option attribute that specifies that the option <i>must</i> be processed by TaskMan (the option can only be queued). The option can be invoked, and the job prepared for processing, but the output can only be generated during the specified time periods.  |
| RESOURCE                     | A method that enables sequential processing of tasks. The processing is accomplished with a <b>RES</b> device type designed by the application programmer and implemented by system administrators. The process is controlled via the RESOURCE (#3.54) file.   |
| RUBBER-BAND JUMP             | A menu jump used to go out to an option and then return, in a bouncing motion. The syntax of the jump is two carets (^ ^) followed by an option's menu text or synonym (e.g., ^^ <b>Print Option File</b> ). If the two carets are <i>not</i> followed by an option specification, the user is returned to the primary menu.<br><br>(See also: <a href="#">GO-HOME JUMP</a> .) |
| SCHEDULING OPTIONS           | A way of ordering TaskMan to run an option at a designated time with a specified rescheduling frequency (e.g., once per week).   |
| SCROLL/NO SCROLL             | The <b>Scroll/No Scroll</b> button (also called <b>Hold Screen</b> ) allows the user to “ <b>stop</b> ” (No Scroll) the terminal screen when large amounts of data are displayed too fast to read and “ <b>restart</b> ” (Scroll) when the user wishes to continue.  |
| SECONDARY MENU OPTIONS       | Options assigned to individual users to tailor their menu choices. If a user needs a few options in addition to those available on the primary menu, the options can be assigned as secondary options. To facilitate menu jumping, secondary menus should be specific activities, <i>not</i> elaborate and deep menu trees.  |
| SECURE MENU DELEGATION (SMD) | A controlled system whereby menus and keys can be allocated by people other than system administrators (e.g., application coordinators) who have been so authorized. SMD is a part of MenuMan.   |
| SERVER OPTION                | In VistA, an entry in the OPTION (#19) file. An automated mail protocol that is activated by sending a message to the server with the “ <b>S.server</b> ” syntax. A server option's activity is specified in the OPTION (#19) file and can be the running of a routine or the placement of data into a file.   |
| SIGNON/SECURITY              | The Kernel module that regulates access to the menu system. It performs a number of checks to determine whether access can be permitted at a particular time. A log of signons is maintained.  |

| Term                 | Definition   |
|----------------------|--|
| SPECIAL QUEUEING     | An option attribute indicating that TaskMan should automatically run the option whenever the system reboots.   |
| SPOOLER              | An entry in the DEVICE (#3.5) file. It uses the associated operating system's spool facility, whether it's a global, device, or host file. Kernel manages spooling so that the underlying OS mechanism is transparent. In any environment, the same method can be used to send output to the spooler. Kernel will subsequently transfer the text to a global for subsequent despooling (printing).   |
| SYNONYM              | In VistA, a field in the OPTION (#19) file. Options can be selected by their menu text or synonym.   |
| TASKMAN              | The Kernel module that schedules and processes background tasks (aka Task Manager).  |
| TIMED READ           | The amount of time Kernel will wait for a user response to an interactive <b>READ</b> command before starting to halt the process.   |
| UP-ARROW JUMP        | In the menu system, entering a caret (^) followed by an option name accomplishes a jump to the target option without needing to take the usual steps through the menu pathway.   |
| Z EDITOR (^%Z)       | A Kernel tool used to edit routines or globals. It can be invoked with an option, or from direct mode after loading a routine with >X ^%Z.   |
| ZOSF GLOBAL (^%ZOSF) | The Operating System File—a manager account global distributed with Kernel to provide an interface between VistA software and the underlying operating system. This global is built during Kernel installation when running the manager setup routine ( <b>ZTMGRSET</b> ). The nodes of the global are filled-in with operating system-specific code to enable interaction with the operating system. Nodes in the ^%ZOSF global can be referenced by application developers so that separate versions of the software need <i>not</i> be written for each operating system. |



**REF:** For a list of commonly used terms and definitions, see the OIT Master Glossary VA Intranet Website.

For a list of commonly used acronyms, see the VA Acronym Lookup Intranet Website.

## Index

### #

# OF ATTEMPS (#51.2) Field, 5

### %

%INDEX Utility, 69

%XUCI, 295

%Z Editor, 69

%ZIS Routine, 21

%ZIS1 Routine, 21

%ZIS2 Routine, 21

%ZIS3 Routine, 21

%ZIS4, 295

%ZIS5 Routine, 21

%ZIS6 Routine, 21

%ZIS7 Routine, 21

%ZISC Routine, 21

%ZISP Routine, 21

%ZISS Routine, 21

%ZISS1 Routine, 21

%ZISS2 Routine, 21

%ZISUTL Routine, 21

%ZOSF("TEST") Node, 69

%ZOSV, 295

%ZTER Routine, 21

%ZTER1 Routine, 21

%ZTLOAD Routine, 21

%ZTLOAD1 Routine, 21

%ZTLOAD2 Routine, 21

%ZTLOAD3 Routine, 21

%ZTLOAD4 Routine, 21

%ZTLOAD5 Routine, 21

%ZTLOAD6 Routine, 21

%ZTLOAD7 Routine, 21

%ZTM, 295

%ZTM Routine, 21

%ZTM0 Routine, 22

%ZTM1 Routine, 22

%ZTM2 Routine, 22

%ZTM3 Routine, 22

%ZTM4 Routine, 22

%ZTM5 Routine, 22

%ZTM6 Routine, 22

%ZTMOVE Routine, 22

%ZTMS Routine, 22

%ZTMS0 Routine, 22

%ZTMS1 Routine, 22

%ZTMS2 Routine, 22

%ZTMS3 Routine, 22

%ZTMS4 Routine, 22

%ZTMS7 Routine, 22

%ZTMSH Routine, 22

### ]

]], 90

### ^

^%ET Global, 296

^%IS Global, 296

^%SY Global, 296

^%Z, 295

^%Z Global, 301

^%ZIS Global, 22, 59

^%ZIS("C") Global, 301

^%ZIS("H") Global, 301

^%ZISL Global, 59, 64

^%ZOSF Global, 60, 270, 295, 301, 302

^%ZTER Global, 59

^%ZTSCH Global, 60, 295, 301, 305

^%ZTSK Global, 59, 70, 295, 301, 305

^%ZUA, 295

^%ZUA Global, 59, 269

^CPU Global, 296

^DIC Global, 58

^DIC Global;, 60

^DIZ Global, 58

^HOLIDAY Global, 58

^RTH Global, 296

^SPOOL Global, 296

^SYS Global, 296

^TMP Global, 60

^VA Global, 59

^XMB Global, 60

^XPD Global, 58

^XT Global, 58

^XTMP Global, 60, 158, 178  
^XTV Global, 58  
^XUCM Global, vi, 20  
^XUSEC Global, 59  
^XUTL Global, 60, 301

## A

Access Code, 139, 196  
Accounts  
    Manager, 295  
    Manger Account Routines, 21  
    Production Account Routines, 23  
Acronyms  
    Intranet Website, 328  
ACTIVE by Custodial Package Option, 296  
Actual Usage of Alpha/Beta Test Options  
    Option, 162  
Add a New User to the System, 10  
Add a New User to the System Option, 89  
Add Entries To Look-Up File Option, vi, 16  
Add Verified Duplicate Pair Option, 144  
Additional  
    Files Installed During Virgin Installation,  
        86  
    Routines Installed by Virgin Install, 55  
ADP Security Key, 176, 177, 178, 179  
AFFECTS RECORD MERGE (#20) Field,  
    vi, 19  
AGENCY (#4.11) File, 58, 67  
AGENCY CODE (#9) Field, 5  
ALERT (#8992) File, 59, 80, 167, 170, 171  
ALERT CRITICAL TEXT (#8992.3) file,  
    81  
ALERT CRITICAL TEXT (#8992.3) File,  
    59, 81, 166, 170  
Alert Management Menu, 172  
ALERT RECIPIENT TYPE (#8992.2) file,  
    81  
ALERT RECIPIENT TYPE (#8992.2) File,  
    59  
ALERT TRACKING (#8992.1) File, 59, 80,  
    166, 168, 171  
Alert Tracking file entry Option, 171  
Alerts, 307  
Alerts - Set/Remove Surrogate for User  
    Option, 172

All the Keys a User Needs Option, 177  
Allocate/De-Allocate of PSDRPH Key  
    Option, 141, 143  
ALLOWABLE ENTITIES (#51, 30)  
    Multiple Field, 10  
Alpha/Beta Test Option Usage Menu, 165  
ALPHA/BETA TEST PACKAGE (#32)  
    Multiple Field, 165  
Ancillary Data Review Option, 144  
Application Program Interfaces (APIs), 270  
Approve verified duplicates for merging  
    Option, 144  
Archiving, 268  
ASK DEVICE TYPE AT SIGN-ON (#205)  
    Field, 5  
Assign Editors Option, 174  
Assumptions, xxviii  
AUDIT LOG FOR OPTIONS (#19.081)  
    File, 59, 73  
Audit Menu, 298  
Audited Options Purge Option, 268  
Audit-Related site parameters, 13  
Authentication  
    Kernel Authentication Token, 294  
AUTO MENU (#51.6) Field, 5  
AUTO-GENERATE ACCESS CODES  
    (#11) Field, 5  
Automatic Deactivation of Users Option,  
    268  
Automatically Merge all Ready Verified  
    Duplicates Option, 145

## B

Backup a Transport Global Option, 155  
BINARY OBJECT (#8995.9) File, 59  
BUILD (#9.6) File, 31, 58, 69, 155, 156,  
    158, 159, 160, 269  
Build a New Menu Option, 180  
Build File Print Option, 158  
Build Primary Menu Trees Option, 173  
BULLETIN (#3.6) File, 65  
Bulletins, 307  
    XUSSPKI SAN, 314  
BYPASS DEVICE LOCK-OUT (#211)  
    Field, 5

## C

- Callable Entry Points, 270
- Callout Boxes, xxvii
- Change user's allocated keys to delegated keys Option, 176
- Check file 5.13 & file 5 Option, 152
- Check Merge Process Status (reverse order) Option, 145
- Check Pair of Records to see if Duplicates Option, 145
- CHECKSUM REPORT Field, 184
- Clean Error Log over Range of Dates Option, 268
- Clean Error Trap Option, 268
- Clean Old Job Nodes in ^XUTL Option, 268
- Clean old Job Nodes in XUTL Option, 161
- Clean Task File Option, 268
- Clear All Users at Startup Option, 268
- CM DAILY STATISTICS (#8986.6) File, vi, 20
- CM DISK DRIVE RAW DATA, vi, 20
- CM NODENAME RAW DATA, vi, 20
- CM SITE NODENAMES file, vi, 20
- CM SITE PARAMETERS file, vi, 20
- Codes
  - Access, 139, 196
  - Verify, 6, 139, 196
- Compare Transport Global to Current System Option, 155
- Configuring VAX/Alpha Performance Monitor (VPM), vi, 20
- Contingency Planning, 322
- Convert any IP address per system settings Option, 153
- Convert any IP address to IPv4 Option, 153
- Convert any IP address to IPv6 Option, 153
- Convert Loaded Package for Redistribution Option, 156
- Copy Build to Build Option, 156
- Copy Everything About an Option to a New Option Option, 174
- Copy One Users Menus and Keys to others Option, 180
- Core Applications Menu, 90, 94
- COUNTY CODE (#5.13) File, 67, 152
- CPT (#81) File, 1

- Create a Build Using Namespace Option, 155
- Create a Set of Options To Mark Out-Of-Order Option, 177
- Critical Alerts Count Report Option, 166
- Cross Reference Help Frames Option, 175
- Cross-References
  - MUMPS, vi, 16
- Custodial Package Menu, 296

## D

- DA RETURN CODES (#3.22) File, 59, 63
- DA RETURNS CODE (#3.22) File, 184
- Data
  - RTHIST, vi, 20
- Data Dictionary
  - Data Dictionary Utilities Menu, xxviii
  - Listings, xxviii
- DBA Approvals, 296
- DBA IA CUSTODIAL MENU, 296
- DBA IA CUSTODIAL Option, 296
- DBA IA INQUIRY Option, 297
- DBA IA ISC Menu, 296, 297
- DBA IA SUBSCRIBER MENU, 297
- DBA IA SUBSCRIBER Option, 297
- DBA Menu, 296, 297
- Deactivate a User Option, 268
- DEFAULT # OF ATTEMPTS (#202) Field, 5
- DEFAULT (#3) Field, 9
- DEFAULT AUTO-MENU (#206) Field, 5
- DEFAULT Field, 4
- DEFAULT INSTITUTION (#217) Field, 5
- DEFAULT LANGUAGE (#207) Field, 5
- DEFAULT LOCK-OUT TIME (#203) Field, 5
- DEFAULT MULTIPLE SIGN-ON (#204) Field, 6
- DEFAULT TIMED-READ (SECONDS) (#210) Field, 6
- DEFAULT TYPE-AHEAD (#209) Field, 6
- Delegate keys Option, 176
- Delete Error Log Option, 269
- Delete Old (>14 d) Alerts Option, 171, 269
- Delete Unreferenced Options Option, 161

DEVICE (#3.5) File, 5, 6, 22, 59, 62, 63,  
 208, 241, 259, 260, 299  
 DEVICE ATTRIBUTES Message, 5  
 DEVICE Field, 63  
 Device Handler, 64, 296, 299, 302  
 Device Management Menu, 90, 95  
 DEVICE TO AUDIT (#212.1) Multiple  
 Field, 6, 14  
 DI DDU Menu, xxviii  
 Diagram Menus Option, 90  
 DIALOG (#.84) File, 299  
 DIEDIT Option, vi, 18  
 DIINQUIRE Option, 316  
 DILIST Option, xxviii  
 Direct Mode Utilities, 287  
 Directives  
 2012-003, Person Class Taxonomy, 322  
 Disclaimers  
 Software, xxv  
 Display Menus and Options Option, 90  
 Display Menus and Options Options, 174  
 Display Patches for a Package Option, 158  
 Display Search Status Option, 145  
 Display User Characteristics Option, 37  
 Display/Edit Help Frames Option, 175  
 Documentation  
 History, ii  
 Information Sources  
 Files  
 Security Access, 318  
 Symbols, xxvi  
 Documentation Conventions, xxvi  
 Documentation Navigation, xxvii  
 DOMAIN (#4.2) File, 60, 86  
 DR Variable, 7  
 DT Variable, 299  
 DTIME Variable, 299  
 DUPLICATE RECORD (#15) file, 24  
 DUPLICATE RECORD (#15) File, vi, 2,  
 18, 19, 20, 23, 24, 25, 26, 27, 59, 71, 144,  
 145, 146, 147, 149, 290  
 DUPLICATE RESOLUTION (#15.1) File,  
 vi, 2, 18, 26, 27, 59, 71, 147, 290  
 Duplicate Resolution System Menu, 146  
 Duplicate Resolution Utilities  
 DUPLICATE RECORD (#15) File, vi, 19

Implementing  
 Data Storage, vi, 18  
 Programmer Notes, vi, 18  
 Resource Requirements, vi, 18  
 Retention, vi, 18  
 Duplicate Resolution Utilities,, vi, 2, 19  
 DUZ, 302  
 DUZ Variable, 299, 303  
 DUZ("AG") Variable, 299  
 DUZ("AUTO") Variable, 299  
 DUZ("LANG") Variable, 5, 299  
 DUZ(0) Variable, 299, 303  
 DUZ(2) Variable, 5, 299

## E

Edit a Build Option, 156  
 Edit a User's Options Option, 180  
 Edit an Existing User Option, 9, 89  
 Edit Duplicate Record Status Option, 146  
 Edit Duplicate Resolution File Option, 146  
 Edit Facility DEA# and Expiration Date  
 Option, 141  
 Edit File Option, vi, 18  
 EDIT HISTORY (Multiple) Field, 69  
 Edit Install Status Option, 156  
 Edit Option Option, 33  
 Edit Options Option, 72  
 Edit Parameter Definition Keyword Option,  
 154  
 Edit Parameter Values Option, 154  
 Edit Parameter Values with Template  
 Option, 153  
 Edit Site IP lockout Option, 6  
 Edit User Characteristics Option, 9  
 Editors  
 %Z, 69  
 Edits and Distribution, 156  
 Edits and Distribution Option, 156  
 Electronic Signatures, 316  
 Enter/Edit Kernel Site Parameters Option,  
 14, 15  
 ePCS DEA Utility Functions Menu, 141  
 ERROR LOG (#3.075) File, 59, 61  
 ERROR MESSAGES (#3.076) File, 59, 61  
 Error Trap Display Option, 38

ERROR TRAP SUMMARY (#3.077) File,  
 62, 210  
 Errors Logged in Alpha/Beta Test  
 (QUEUED) Option, 140, 164  
 ES Anonymous Directories, xxix  
 Establish System Audit Parameters Option,  
 14  
 EVE Menu, 90, 94  
 Exemptions  
 SACC, 301  
 Exported Options, 90  
 Extended-Action Options, 139  
 External Relations, 295  
 Kernel  
 Other VistA Software, 295  
 M Operating Systems, 295

## F

FACILITY TYPE (#4.1) File, 58, 66, 221  
 FAILED ACCESS ATTEMPT AUDIT  
 (#212.5) Field, 6, 14  
 FAILED ACCESS ATTEMPTS LOG  
 (#3.05) File, 59, 61  
 Failed Access Attempts Log Purge Option,  
 269  
 FAILED SIGNON ATTEMPTS (#3.084)  
 File, 62  
 Fields, 87  
 # OF ATTEMPS (#51.2), 5  
 AFFECTS RECORD MERGE (#20), vi,  
 19  
 AGENCY CODE (#9), 5  
 ALLOWABLE ENTITIES (#51, 30)  
 Multiple, 10  
 ALPHA/BETA TEST PACKAGE  
 multiple (#32), 165  
 ASK DEVICE TYPE AT SIGN-ON  
 (#205), 5  
 AUTO MENU (#51.6), 5  
 AUTO-GENERATE ACCESS CODES  
 (#11), 5  
 BYPASS DEVICE LOCK-OUT (#211), 5  
 CHECKSUM REPORT, 184  
 DEFAULT, 4  
 DEFAULT # OF ATTEMPTS (#202), 5  
 DEFAULT (#3), 9

DEFAULT AUTO-MENU (#206), 5  
 DEFAULT INSTITUTION (#217), 5  
 DEFAULT LANGUAGE (#207), 5  
 DEFAULT LOCK-OUT TIME (#203), 5  
 DEFAULT MULTIPLE SIGN-ON  
 (#204), 6  
 DEFAULT TIMED-READ (SECONDS)  
 (#210), 6  
 DEFAULT TYPE-AHEAD (#209), 6  
 DEVICE, 63  
 DEVICE TO AUDIT (#212.1) Multiple,  
 6, 14  
 EDIT HISTORY (Multiple), 69  
 FAILED ACCESS ATTEMPT AUDIT  
 (#212.5), 6, 14  
 FILE MANAGER ACCESS CODE, 299  
 INDEX (#.03), vi, 16  
 INITIATE AUDIT (#19.4), 6, 8, 9, 14  
 INTERACTIVE USER'S PRIORITY  
 (#216), 6  
 IP SECURITY ON (#405.1), 6  
 LAST SIGN-ON, 5  
 LIFETIME OF VERIFY CODE (#214), 6  
 LOCK-OUT TIME (#51.3), 5  
 LOG RESOURCE USAGE? (#300), 7  
 LOG SYSTEM RT? (#41, 6), 7, 9  
 MAX SIGNON ALLOWED (#41, 2), 7, 9  
 MAX SPOOL DOCUMENT LIFE-SPAN  
 (#31.3), 7, 15  
 MAX SPOOL DOCUMENTS PER  
 USER (#31.2), 7  
 MAX SPOOL DOCUMENTS PER  
 USER (#31.2), 15  
 MAX SPOOL LINES PER USER  
 (#31.1), 7, 15  
 MERGE PACKAGES (#15,1101)  
 Multiple, vi, 20  
 MULTIPLE SIGN-ON (#200.04), 6  
 NAME OF MERGE ROUTINE  
 (#9.402,3), vi, 19, 20  
 NAMESPACE TO AUDIT (#19.2), 7  
 NAMESPACE TO AUDIT (#19.2)  
 Multiple, 8, 14  
 NEW PERSON IDENTIFIERS (#21), 7  
 OPTION AUDIT (#19, 14  
 OPTION AUDIT (#19), 6, 7, 8, 9, 14, 15

OPTION TO AUDIT (#19.1) Multiple, 8, 14  
 ORGANIZATION (#200.2), 8  
 ORGANIZATION ID (#200.3), 8  
 OUT-OF-SERVICE DATE (#6), 5  
 PATCH APPLICATION HISTORY (Multiple), 68  
 PERFORM DEVICE CHECKING (#59.91), 5  
 PROHIBITED TIMES FOR SIGN-ON (#2009), 5  
 RECORD HAS PACKAGE DATA (#9.402.4), vi, 20  
 REPLACEMENT, 4  
 REPLACEMENT (#4), 9, 10  
 ROUTINE MONITORING (#9.8), 8  
 ROUTINE N-SPACE TO MONITOR (#9.81) Multiple, 8  
 SCHEDULING RECOMMENDED (#209), 198, 199  
 SECURITY (#15), 5  
 SECURITY TOKEN SERVICE (#200.1), 9  
 STATUS (#15.01101,.02), vi, 20  
 SUBJECT ORGANIZATION (#205.2), 8  
 SUBJECT ORGANIZATION ID (#205.3), 8  
 SUBTYPE, 63  
 TERMINATE AUDIT (#19.5), 6, 8, 9, 14  
 TIMED READ (# OF SECONDS) (#51.1), 6  
 TYPE-AHEAD (#51.9), 6  
 USER TO AUDIT (#19.3) Multiple, 8, 9, 14  
 USER TO AUDIT (Multiple), 15  
 VERSION (Multiple), 68  
 VOLUME SET (#41) Multiple, 7, 9  
 FILE MANAGER ACCESS CODE Field, 299  
 Filegrams Menu, 298  
 FileMan  
   File Protection, 318  
 Files  
   PATIENT (#2), 151  
 Files, 57, 61  
   AGENCY (#4.11), 58, 67  
   ALERT (#8992), 59, 80  
   ALERT CRITICAL TEXT (#8992.3), 81  
   ALERT CRITICAL TEXT (8992.3), 59, 81  
   ALERT RECIPIENT TYPE (8992.2), 59, 81  
   ALERT TRACKING (#8992.1), 59, 80  
   AUDIT LOG FOR OPTIONS (#19.081), 59, 73  
   BINARY OBJECT (#8995.9), 59  
   BUILD (#9.6), 31, 58, 69  
   BULLETIN (#3.6), 65  
   CM DAILY STATISTICS (#8986.6), vi, 20  
   CM SITE NODENAMES, vi, 20  
   CM SITE PARAMETERS, vi, 20  
   COUNTY CODE (#5.13), 67  
   CPT (#81), 1  
   DA RETURN CODES (#3.22), 59, 63  
   DEVICE (#3.5), 5, 6, 22, 59, 62, 63  
   DEVICE (#3.5) file., 6  
   DOMAIN (#4.2), 60, 86  
   DUPLICATE RECORD (#15), vi, 2, 18, 19, 20, 23, 24, 25, 26, 27, 59, 71, 144, 145, 146, 147, 149  
   DUPLICATE RESOLUTION (#15.1), vi, 2, 18, 26, 27, 59, 71, 147  
   ERROR LOG (#3.075), 59, 61  
   ERROR MESSAGES (#3.076), 59, 61  
   ERROR TRAP SUMMARY (#3.077), 62  
   FACILITY TYPE (#4.1), 58, 66  
   FAILED ACCESS ATTEMPTS LOG (#3.05), 59, 61  
   FAILED SIGNON ATTEMPTS (#3.084), 62  
   Globals, 58  
   HELP FRAME (#9.2), 58, 68  
   HOLIDAY (#40.5), 58, 74  
   ICD DIAGNOSIS (#80), vi, 1, 16  
   ICD OPERATIONS/PROCEDURE (#80.1), 1  
   INSTALL (#9.7), 31, 58, 69  
   INSTITUTION (#4), 58, 65, 66, 67  
   INSTITUTION ASSOCIATION TYPES (#4.05), 66  
   KERMIT HOLDING (#8980), 58, 77



## Kernel

Site Parameters File Changes, 4  
KERNEL PARAMETERS (#8989.2), 4, 9, 58, 78  
KERNEL SYSTEM PARAMETERS (#8989.3), 4, 15, 53, 58, 73, 78  
KERNEL SYSTEM PARAMETERS (#8989.3) file, 14  
LINE/PORT ADDRESS (#3.23), 59, 63  
LOCAL KEYWORD (#8984.1), vi, 16, 58, 77  
LOCAL LOOKUP (#8984.4), vi, 2, 16, 58, 78  
LOCAL SHORTCUT (#8984.2), vi, 16, 58, 77  
LOCAL SYNONYM (#8984.3), vi, 16, 58, 78  
LOCKED IP or DEVICE (#3.083), 62  
MAIL GROUP (#3.8), 60, 86  
MAILMAN SITE PARAMETERS (#4.3), 4  
MARITAL STATUS (#11), 60, 69, 86  
MASTER FILE PARAMETERS (#4.001), 65  
MD5 Signature (#4.005), 66  
MENU MAN QUICK HELP (#19.8), 73  
MUMPS OPERATING SYSTEM (#7), 53  
NEW PERSON (#200), 5, 6, 7, 8, 50, 59, 61, 62, 75, 80, 89, 139  
OPTION (#19), 58, 72, 73, 139, 140  
OPTION SCHEDULING (#19.2), 53, 58, 73  
OPTION TOTALS (#20), 74  
PACKAGE (#9.4), vi, 19, 20, 27, 32, 58, 68  
PARAMETER DEFINITION (#8989.51), 4, 10, 13  
PATIENT (#2), 71, 149  
PERSON CLASS (#8932.1), 76, 87, 89  
PKI CRL URLs (#8980.22), 77  
PKI Digital Signatures (#8980.2), 77  
POSTAL CODE (#5), 67  
PROGRAM OF STUD (#8932.2), 76  
PROGRAMMER MODE LOG (#3.07), 59, 61

PROTOCOL (#101), 75  
PROVIDER CLASS (#7), 60, 68, 86  
RACE (#10), 60, 69, 86  
RAI MDS MONITOR (#46.11), 74  
RELIGION (#13), 60, 70, 87  
REMOTE APPLICATION (#8994.5), 84  
REMOTE PROCEDURE (#8994), 83  
RESOURCE (#3.54), 59, 64  
ROUTINE (#9.8), 32, 58, 69  
SECURITY KEY (#19.1), 58, 73  
SERVICE/SECTION (#49), 58, 75  
SIGN-ON LOG (#3.081), 59, 62  
SPECIALITY (#7.1), 60, 68, 86  
SPOOL DATA (#3.519), 64  
SPOOL DOCUMENT (#3.51), 64  
STANDARD TERMINOLOGY VERSION F (#4.009), 66  
STATE (#5), 60, 67, 86  
TASK SYNC FLAG (#14.8), 59, 71  
TASKMAN MONITOR (#14.71), 59  
TASKMAN SITE PARAMETERS (#14.7), 15, 59, 71  
TASKMAN SNAPSHOT (#14.72), 59, 71  
TASKS (#14.4), 59, 70  
TERMINAL TYPE (#3.2), 59, 62, 63  
TITLE (#3.1), 58, 62  
UCI ASSOCIATION (#14.6), 15, 53, 59, 71  
USER CLASS (#201), 75  
Virgin Installations, 86  
VOLUME SET (#14.5), 15, 52, 53, 59, 70  
XQAB ERRORS LOGGED (#8991.5), 59, 80, 140  
XTV GLOBAL CHANGES (#8991.2), 58, 79  
XTV ROUTINE CHANGES (#8991), 58, 79  
XTV VERIFICATION PACKAGE (#8991.19), 58, 79  
XUEPCS DATA (#8991.6), 80, 143  
XUEPCS PSDRPH AUDIT (#8991.7), 80, 143  
Files  
COUNTY CODE (#5.13), 152  
Files  
STATE (#5), 152

Files  
STATE (#5), 152

Files  
POSTAL CODE (#5.12), 152

Files  
PARAMETER DEFINITION (#8989.51),  
154

Files  
BUILD (#9.6), 155

Files  
INSTALL (#9.7), 156

Files  
BUILD (#9.6), 156

Files  
BUILD (#9.6), 156

Files  
BUILD (#9.6), 156

Files  
INSTALL (#9.7), 157

Files  
BUILD (#9.6), 158

Files  
INSTALL (#9.7), 158

Files  
PACKAGE (#9.4), 158

Files  
BUILD (#9.6), 158

Files  
INSTALL (#9.7), 158

Files  
BUILD (#9.6), 159

Files  
BUILD (#9.6), 159

Files  
ROUTINE (#9.8), 159

Files  
ROUTINE (#9.8), 159

Files  
BUILD (#9.6), 159

Files  
INSTALL (#9.7), 160

Files  
BUILD (#9.6), 160

Files  
ROUTINE (#9.8), 160

Files

OPTION (#19), 161

Files  
KERNEL SYSTEM PARAMETERS  
(#8989.3), 165

Files  
ALERT TRACKING (#8992.1), 166

Files  
ALERT TRACKING (#8992.1), 166

Files  
ALERT CRITICAL TEXT (#8992.3), 166

Files  
ALERT (#8992), 167

Files  
ALERT TRACKING (#8992.1), 168

Files  
ALERT TRACKING (#8992.1), 168

Files  
PARAMETERS (#8989.5), 169

Files  
PARAMETERS (#8989.5), 169

Files  
ALERT (#8992), 170

Files  
ALERT CRITICAL TEXT (#8992.3), 170

Files  
ALERT (#8992), 171

Files  
ALERT TRACKING (#8992.1), 171

Files  
ALERT (#8992), 171

Files  
OPTION (#19), 173

Files  
HELP FRAME (#9.2), 175

Files  
OPTION (#19), 176

Files  
OPTION (#19), 176

Files  
OPTION (#19), 178

Files  
PROTOCOL (#101), 178

Files  
OPTION (#19), 178

Files  
PROTOCOL (#101), 178

Files  
 OPTION (#19), 178

Files  
 OPTION (#19), 179

Files  
 NEW PERSON (#200), 183

Files  
 ROUTINE (#9.8), 184

Files  
 ROUTINE (#9.8), 184

Files  
 ROUTINE (#9.8), 184

Files  
 ROUTINE (#9.8), 184

Files  
 DA RETURNS CODE (#3.22), 184

Files  
 OPTION (#19), 185

Files  
 INSTITUTION (#4), 187

Files  
 XUEPCS DATA (#8991.6), 187

Files  
 XUEPCS PSDRPH AUDIT (#8991.7),  
 189

Files  
 SIGN-ON LOG (#3.081), 191

Files  
 OPTION (#19), 192

Files  
 KERNEL SYSTEM PARAMETERS  
 (#8989.3), 193

Files  
 OPTION SCHEDULING (#19.2), 194

Files  
 KERNEL SYSTEM PARAMETERS  
 (#8989.3), 194

Files  
 NEW PERSON (#200), 194

Files  
 NEW PERSON (#200), 195

Files  
 OPTION (#19), 196

Files  
 NEW PERSON (#200), 197

Files

NEW PERSON (#200), 198

Files  
 NEW PERSON (#200), 199

Files  
 INSTITUTION (#4), 200

Files  
 INSTITUTION (#4), 200

Files  
 KERNEL SYSTEM PARAMETERS  
 (#8989.3), 202

Files  
 NEW PERSON (#200), 203

Files  
 KERNEL SYSTEM PARAMETERS  
 (#8989.3), 203

Files  
 OPTION (#19), 204

Files  
 KERNEL SYSTEM PARAMETERS  
 (#8989.3), 205

Files  
 DEVICE (#3.5), 208

Files  
 KERNEL SYSTEM PARAMETERS  
 (#8989.3), 209

Files  
 ERROR TRAP SUMMARY (#3.077),  
 210

Files  
 ERROR TRAP SUMMARY (#3.077),  
 210

Files  
 ERROR TRAP SUMMARY (#3.077),  
 210

Files  
 INSTITUTION (#4), 219

Files  
 INSTITUTION (#4), 220

Files  
 INSTITUTION (#4), 220

Files  
 INSTITUTION (#4), 220

Files  
 INSTITUTION (#4), 220

Files  
 INSTITUTION (#4), 221

Files  
 INSTITUTION (#4), 221

Files  
 FACILITY TYPE (#4.1), 221

Files  
 INSTITUTION (#4), 221

Files  
 OPTION (#19), 224

Files  
 NEW PERSON (#200), 225

Files  
 NEW PERSON (#200), 225

Files  
 NEW PERSON (#200), 226

Files  
 NEW PERSON (#200), 226

Files  
 NEW PERSON (#200), 226

Files  
 NEW PERSON (#200), 226

Files  
 NEW PERSON (#200), 226

Files  
 NEW PERSON (#200), 226

Files  
 NEW PERSON (#200), 226

Files  
 NEW PERSON (#200), 231

Files  
 NEW PERSON (#200), 232

Files  
 NEW PERSON (#200), 232

Files  
 NEW PERSON (#200), 232

Files  
 NEW PERSON (#200), 232

Files  
 KERNEL SYSTEM PARAMETERS  
 (#8989.3), 235

Files  
 KERNEL SYSTEM PARAMETERS  
 (#8989.3), 238

Files  
 KERNEL SYSTEM PARAMETERS  
 (#8989.3), 238

Files  
 KERNEL SYSTEM PARAMETERS  
 (#8989.3), 239

Files  
 NEW PERSON (#200), 240

Files  
 TERMINAL TYPE (#3.2), 241

Files  
 DEVICE (#3.5), 241

Files  
 OPTION SCHEDULING (#19.2), 242

Files  
 TASKMAN SITE PARAMETERS  
 (#14.7), 243

Files  
 OPTION SCHEDULING (#19.2), 249

Files  
 OPTION SCHEDULING (#19.2), 250

Files  
 TASKMAN SNAPSHOT (#14.72), 250

Files  
 UCI ASSOCIATION (#14.6), 250

Files  
 NEW PERSON (#200), 254

Files  
 NEW PERSON (#200), 254

Files  
 NEW PERSON (#200), 254

Files  
 NEW PERSON (#200), 254

Files  
 NEW PERSON (#200), 254

Files  
 NEW PERSON (#200), 254

Files  
 NEW PERSON (#200), 254

Files  
 NEW PERSON (#200), 254

Files  
 SPOOL DOCUMENT (#3.51), 256

Files  
 OPTION (#19), 257

Files  
 ROUTINE (#9.8), 257

Files  
 DEVICE (#3.5), 259

Files  
 DEVICE (#3.5), 259

Files  
 DEVICE (#3.5), 260

Files  
 LOCAL KEYWORD (#8984.1), 261

Files  
 LOCAL LOOKUP (#8984.4), 261

Files  
 LOCAL LOOKUP (#8984.4), 261

Files

- LOCAL SHORTCUT (#8984.2), 261
- Files
  - LOCAL SYNONYM (#8984.3), 261
- Files
  - KERNEL SYSTEM PARAMETERS (#8989.3), 264
- Files
  - ROUTINE (#9.8), 264
- Files
  - ROUTINE (#9.8), 264
- Files
  - PACKAGE (#9.4), 264
- Files
  - PACKAGE (#9.4), 265
- Files
  - PACKAGE (#9.4), 266
- Files
  - Purging, 268
- Files
  - INSTALL (#9.7), 269
- Files
  - BUILD (#9.6), 269
- Files
  - REMOTE PROCEDURE (#8994), 290
- Files
  - PATIENT (#2), 290
- Files
  - PATIENT (#2), 290
- Files
  - DUPLICATE RECORD (#15), 290
- Files
  - DUPLICATE RECORD (#15), 290
- Files
  - DUPLICATE RESOLUTION (#15.1), 290
- Files
  - DUPLICATE RESOLUTION (#15.1), 290
- Files
  - NEW PERSON (#200), 291
- Files
  - KERNEL SYSTEM PARAMETERS (#8989.3), 293
- Files
  - NEW PERSON (#200), 293

- Files
  - NEW PERSON (#200), 299
- Files
  - DEVICE (#3.5), 299
- Files
  - TERMINAL TYPE (#3.2), 299
- Files
  - LANGUAGE (#.85), 299
- Files
  - DIALOG (#.84), 299
- Files
  - DEVICE (#3.5), 299
- Files
  - TERMINAL TYPE (#3.2), 299
- Files
  - TERMINAL TYPE (#3.2), 299
- Files
  - INSTITUTION (#4), 310
- Files
  - NEW PERSON (#200), 314
- Files
  - NEW PERSON (#200), 315
- Files
  - NEW PERSON (#200), 318
- Files
  - NEW PERSON (#200), 318
- Files
  - NEW PERSON (#200), 318
- Files
  - Security, 318
- Files
  - Security Access, 318
- Files
  - NEW PERSON (#200), 322
- Find Potential Duplicates for an Entry in a File Option, 146
- Fix Help Frame File Pointers Option, 175
- Fix Option File Pointers Option, 178

## G

- General Parameter Tools Menu, 154
- Globals, 58
  - ^%ET, 296
  - ^%IS, 296
  - ^%SY, 296

- ^%Z, 301
- ^%ZIS, 22, 59
- ^%ZIS("C"), 301
- ^%ZIS("H"), 301
- ^%ZISL, 59, 64
- ^%ZOSF, 60, 270, 295, 301, 302
- ^%ZTER, 59
- ^%ZTSCH, 60, 295, 301, 305
- ^%ZTSK, 59, 70, 295, 301, 305
- ^%ZUA, 59, 269
- ^CPU, 296
- ^DIC, 58, 60
- ^DIZ, 58
- ^HOLIDAY, 58
- ^RTH, 296
- ^SPOOL, 296
- ^SYS, 296
- ^TMP, 60
- ^VA, 59
- ^XMB, 60
- ^XPD, 58
- ^XT, 58
- ^XTMP, 60, 158, 178
- ^XTV, 58
- ^XUCM, vi, 20
- ^XUSEC, 59
- ^XUTL, 60, 301
- Cleanup, 268
- Exempt From VA FileMan Compatibility, 301
- Journaling, 304
- Management, 304
- Manager Account, 295
- Non-VA-FileMan-compatible Storage, 58
- Non-VA-FileMan-Compatible Storage, 60
- Operating System, 295, 296
- Production Account, 304
- Protection, 304
- Storage
  - Used for Additional Files During Virgin Install, 60
- Translation, 304
- XTMP, 156
- Glossary, 323
- Intranet Website, 328

## H

- Handle Alpha/Beta Errors Logged at Sites Option, 163
- Help
  - At Prompts, xxviii
  - Online, xxviii
  - Question Marks, xxviii
- HELP FRAME (#9.2) File, 58, 68, 175
- Help Processor Menu, 175
- History, Revisions to Documentation and Patches, ii
- HOLIDAY (#40.5) File, 58, 74
- Home Pages
  - Acronyms Intranet Website, 328
  - Adobe Website, xxix
  - Glossary Intranet Website, 328
  - Kernel Website, xxix
  - NUCC Home Page Web Address, 87
  - QuadraMed Web Address, 316
  - VHA Software Document Library (VDL) Website, xxix
- How to
  - Obtain Files Security Access, 318
  - Obtain Technical Information Online, xxviii
  - Use this Manual, xxv

## I

- ICD DIAGNOSIS (#80) File, vi, 1, 16
- ICD OPERATIONS/PROCEDURE (#80.1) File, 1
- Identify Potential Merge Problems Option, 151
- Implementation, 3
- Independence of Options, 298
- INDEX (#.03) Field, vi, 16
- Information Sources
  - Documentation Files
    - Security Access, 318
- INITIATE AUDIT (#19.4) Field, 6, 8, 9, 14
- Inquire Option, 297
- Inquire to File Entries Option, 316

INSTALL (#9.7) File, 31, 58, 69, 156, 157,  
 158, 160, 269  
 Install File Print Option, 158  
 Install Package(s) Option, 157  
 Installation, 3  
 Installation Menu, 157  
 Installations  
     Virgin Files, 86  
 INSTITUTION (#4) File, 58, 65, 66, 67,  
 187, 200, 219, 220, 221, 310  
 INSTITUTION ASSOCIATION TYPES  
 (#4.05) File, 66  
 Integration Agreements Menu Option, 296,  
 297  
 Integration Control Registrations, 296  
     Current List for Kernel or Kernel Toolkit  
         Custodian, 296  
         Subscriber, 297  
     Detailed Information, 297  
 Intended Audience, xxv  
 INTERACTIVE USER'S PRIORITY (#216)  
     Field, 6  
 Interfaces, 315  
 Internal Relations, 298  
 Introduction, 1  
 IO Variable, 299  
 IO(0) Variable, 299  
 IOBS Variable, 299  
 IOF Variable, 299  
 IOM Variable, 299  
 ION Variable, 299  
 IOS Variable, 299  
 IOSL Variable, 299  
 IOST Variable, 299  
 IOST(0) Variable, 299  
 IOT Variable, 299  
 IOXY Variable, 299  
 IP SECURITY ON (#405.1) Field, 6  
 IPV—IPv4 and IPv6 Address Tools Menu,  
 153  
 Is there a menu rebuild running right now?  
     Option, 179

## J

Journaling  
     Globals, 304

## K

KERMIT HOLDING (#8980) File, 58, 77  
 Kermit menu, 140  
 Kernel  
     APIs, 270  
     Archiving, 268  
     Authentication  
         Token, 294  
     Callable Entry Points, 270  
     Direct Mode Utilities, 287  
     External Relations  
         Other VistA Software, 295  
     Files, 57  
     Globals, 58  
     Interfaces, 315  
     Internal Relations, 298  
     Menu Tree Diagrams, 90  
     Menu Tree Roots, 90  
     Namespace, 3  
     Purging, 268  
     Remote Systems, 315  
     Routines, 21  
     SACC Exemptions, 301  
     Site Parameters File Changes, 4  
     Software-Wide Variables, 299  
     Website, xxix  
 Kernel GUI Alerts Option, 167  
 Kernel Installation & Distribution System  
     Menu, 157  
 KERNEL PARAMETERS (#8989.2) File,  
 4, 9, 58, 78  
 KERNEL SYSTEM PARAMETER  
 (#8989.3)S File, 203  
 KERNEL SYSTEM PARAMETERS  
 (#8989.3) File, 4, 14, 15, 53, 58, 73, 78,  
 165, 193, 194, 202, 205, 209, 235, 238,  
 239, 264, 293  
 Keys, 316  
 Keys For a Given Menu Tree Option, 177  
 Kick Off Micro Surgery Option, 176  
 KIDS Installation Menu, 298  
 KIDS Main Menu, 298

## L

LANGUAGE (#.85) File, 299

LAST SIGN-ON Field, 5  
 LIFETIME OF VERIFY CODE (#214)  
     Field, 6  
 Limited File Manager Options (Build)  
     Option, 180  
 LINE/PORT ADDRESS (#3.23) File, 59, 63  
 List Alerts for a user from a specified  
     Option, 166  
 List Defined Option Sets Option, 178  
 List Delegated Options and their Users  
     Option, 180  
 List File Attributes Option, xxviii  
 List file entries identified in preliminary  
     scan Option, 148  
 List Help Frames Option, 175  
 List Unreferenced Menu Options Option,  
     161  
 List users holding a certain key Option, 179  
 List Values for a Selected Entity Option,  
     154  
 List Values for a Selected Package Option,  
     154  
 List Values for a Selected Parameter Option,  
     154  
 List Values for a Selected Template Option,  
     154  
 Load a Distribution Option, 157  
 LOCAL KEYWORD (#8984.1) File, vi, 16,  
     58, 77, 261  
 LOCAL LOOKUP (#8984.4) File, vi, 2, 16,  
     58, 78, 261  
 LOCAL SHORTCUT (#8984.2) File, vi, 16,  
     58, 77, 261  
 LOCAL SYNONYM (#8984.3) File, vi, 16,  
     58, 78, 261  
 LOCKED IP or DEVICE (#3.083) File, 62  
 LOCK-OUT TIME (#51.3) Field, 5  
 LOG RESOURCE USAGE? (#300) Field, 7  
 LOG SYSTEM RT? (#41, 6) Field, 7, 9  
 Low Usage Alpha/Beta Test Options  
     Option, 165

## M

MAIL GROUP (#3.8) File, 60, 86  
 Mail Groups, 307

MAILMAN SITE PARAMETERS (#4.3)  
     File, 4  
     Maintenance, 3  
     Make an alert on the fly Option, 171  
     Manager Account, 295  
         Routines, 21  
     Manager Utilities Menu, 147  
     Mapping Routines, 56  
 MARITAL STATUS (#11) File, 60, 69, 86  
 Mark Option Set Out-Of-Order Option, 177  
 MASTER FILE PARAMETERS (#4.001)  
     File, 65  
 MAX SIGNON ALLOWED (#41, 2) Field,  
     7, 9  
 MAX SPOOL DOCUMENT LIFE-SPAN  
     (#31.3) Field, 7, 15  
 MAX SPOOL DOCUMENTS PER USER  
     (#31,2) Field, 7  
 MAX SPOOL DOCUMENTS PER USER  
     (#31.2) Field, 15  
 MAX SPOOL LINES PER USER (#31.1)  
     Field, 7, 15  
 MD5 Signature (#4.005) File, 66  
 Menu Diagrams Menu, 174  
 Menu Management Menu, 72, 90, 97  
 Menu Rebuild Menu, 173  
 Menu Structure, 90  
 MENUMAN QUICK HELP (#19.8) File, 73  
 Menus  
     Alert Management, 172  
     Alpha/Beta Test Option Usage Menu, 165  
     Audit Menu, 298  
     Core Applications, 90, 94  
     Custodial Package Menu, 296  
     Data Dictionary Utilities, xxviii  
     DBA, 296, 297  
     DBA IA CUSTODIAL MENU, 296  
     DBA IA ISC, 296, 297  
     DBA IA SUBSCRIBER MENU, 297  
     DBA Option, 296, 297  
     Device Management, 90, 95  
     DI DDU, xxviii  
     Display Menus and Options, 174  
     Duplicate Resolution System, 146  
     ePCS DEA Utility Functions, 141  
     EVE, 90, 94



- Exported, 90
- Filegrams, 298
- General Parameter Tools, 154
- Help Processor, 175
- Installation, 157
- Integration Agreements Menu, 296, 297
- IPV—IPv4 and IPv6 Address Tools, 153
- Kermit menu, 140
- Kernel Installation & Distribution System, 157
- KIDS Installation Menu, 298
- KIDS Main Menu, 298
- Locked, 298
- Manager Utilities, 147
- Menu Diagrams, 174
- Menu Management, 72, 90, 97
- Menu Rebuild Menu, 173
- Menu Tree Diagrams, 90
- Menu Tree Roots, 90
- Non-queueable options with no parents, 179
- Operations, 148
- Operations Management, 90, 102
- Out-Of-Order Set Management, 177
- Parent of Queueable Options, 90, 133
- Programmer Options, 90, 107, 298
- ScreenMan, 298
- Secure Menu Delegation, 181
- Spool Management, 90, 117
- Subscriber Package Menu, 297
- SYSTEM COMMAND OPTIONS, 90, 134
- System Security, 90, 118
- Systems Manager Menu, 90, 94
- Taskman Management, 90, 125
- Trees
  - Systems Manager Menu [EVE], 90
- User Management, 90, 128, 200
- Utilities, 150, 160
- VA FileMan Management, 298
- XDR MAIN MENU, 146
- XDR MANAGER UTILITIES, 147
- XDR OPERATIONS MENU, 148
- XDR UTILITIES MENU, 150
- XLFIPV IPV4 IPV6 MENU, 153
- XPAR MENU TOOLS, 154

- XPD INSTALLATION MENU, 157
- XPD MAIN, 157
- XPD UTILITY, 160
- XQAB MENU, 165
- XQALERT MGR, 172
- XQBUILDMAIN, 173
- XQDIAGMENU, 174
- XQDISPLAY OPTIONS, 174
- XQHELP-MENU, 175
- XQOOMAIN, 177
- XQORPHANOPTIONS, 179
- XQSMD MGR, 181
- XT-KERMIT MENU, 140
- XU EPCS UTILITY FUNCTIONS, 141
- XUCOMMAND, 90, 134
- XUCORE, 90, 94
- XUMAINT, 72, 90, 97
- XUPROG, 90, 107
- XUSER, 90, 128, 200
- XUSITEMGR, 90, 102
- XU-SPL-MGR, 90, 117
- XUSPY, 90, 118
- XUTIO, 90, 95
- XUTM MGR, 90, 125
- ZTMQUEUEABLE OPTIONS, 90, 133
- Merge
  - Description, vi, 18
- MERGE PACKAGES (#15,1101) Multiple
  - Field, vi, 20
- Merge Selected Verified Duplicate Pair
  - Option, 148
- Messages
  - DEVICE ATTRIBUTES, 5
- MULTIPLE SIGN-ON (#200.04) Field, 6
- Multi-Term Look-Up (MTLU), 1
  - Implementing, vi, 16
- MUMPS Cross-reference, 24
- MUMPS Cross-Reference, vi, 16
- MUMPS OPERATING SYSTEM (#.7) File, 53

## N

- NAME COMPONENTS (#20) File, 74
- NAME OF MERGE ROUTINE (#9.402,3)
  - Field, vi, 19, 20
- Namespace

- Kernel, 3
- Toolkit, 3
- NAMESPACE TO AUDIT (#19.2) Field, 7
- NAMESPACE TO AUDIT (#19.2) Multiple Field, 8, 14
- NEW PERSON (#200) File, 5, 6, 7, 8, 50, 59, 61, 62, 75, 80, 89, 139, 183, 194, 195, 197, 198, 199, 203, 225, 226, 231, 232, 240, 254, 291, 293, 299, 314, 315, 318, 322
- NEW PERSON IDENTIFIERS (#21) Field, 7
- New/Revised Help Frames Option, 175
- No Alert Backup Reviewer Option, 168
- Nodes
  - %ZOSF("TEST"), 69
- Non-interactive Build Primary Menu Trees Option, 173
- Non-queueable options with no parents Menu, 179
- NUCC Home Page Web Address, 87

## O

- Obtaining
  - Data Dictionary Listings, xxviii
- Official Policies, 322
- Online
  - Documentation, xxviii
  - Technical Information, How to Obtain, xxviii
- Operating System Globals, 296
- Operations Management Menu, 90, 102
- Operations Menu, 148
- OPTION (#19) File, 58, 72, 73, 139, 140, 161, 173, 176, 178, 179, 185, 192, 196, 204, 224, 257
- OPTION AUDIT (#19) Field, 6, 7, 8, 9, 14, 15
- OPTION SCHEDULING (#19.2) File, 53, 58, 73, 194, 242, 249, 250
- OPTION TO AUDIT (#19.1) Multiple Field, 8, 14
- Options
  - Rollup Patches into a Build, 159
- Options
  - Add a New User to the System, 89

- Add Entries To Look-Up File, vi, 16
- Add Verified Duplicate Pair, 144
- Allocate/De-Allocate of PSDRPH Key, 141, 143
- Ancillary Data Review, 144
- Approve verified duplicates for merging, 144
- Attached to Menus for Other Software, 140
- Automatically Merge all Ready Verified Duplicates, 145
- Backup a Transport Global, 155
- Build File Print, 158
- Check file 5.13 & file 5, 152
- Check Merge Process Status (reverse order), 145
- Check Pair of Records to see if Duplicates, 145
- Compare Transport Global to Current System, 155
- Convert any IP address per system settings, 153
- Convert any IP address to IPv4, 153
- Convert any IP address to IPv6, 153
- Convert Loaded Package for Redistribution, 156
- Copy Build to Build, 156
- Core Applications, 90, 94
- Create a Build Using Namespace, 155
- Data Dictionary Utilities, xxviii
- Device Management, 90, 95
- DI DDU, xxviii
- Diagram Menus, 90
- DIEDIT, vi, 18
- DILIST, xxviii
- Display Menus and Options, 90
- Display Patches for a Package, 158
- Display Search Status, 145
- Display User Characteristics, 37
- Duplicate Resolution System, 146
- Edit a Build, 156
- Edit an Existing User, 9, 89
- Edit Duplicate Record Status, 146
- Edit Duplicate Resolution File, 146
- Edit Facility DEA# and Expiration Date, 141

- Edit File, vi, 18
- Edit Install Status, 156
- Edit Option, 33
- Edit Options, 72
- Edit Parameter Definition Keyword, 154
- Edit Parameter Values, 154
- Edit Parameter Values with Template, 153
- Edit Site IP lockout, 6
- Edit User Characteristics, 9
- Edits and Distribution, 156
- Enter/Edit Kernel Site Parameters, 14, 15
- ePCS DEA Utility Functions, 141
- Error Trap Display, 38
- Errors Logged in Alpha/Beta Test (QUEUED), 140
- Establish System Audit Parameters, 14
- EVE, 90, 94
- Exported, 90
- Extended-Action Options, 139
- Find Potential Duplicates for an Entry in a File, 146
- General Parameter Tools, 154
- Identify Potential Merge Problems, 151
- Install File Print, 158
- Install Package(s), 157
- Installation, 157
- IPV—IPv4 and IPv6 Address Tools, 153
- Kermit menu, 140
- Kernel Installation & Distribution System, 157
- Kernel Options Listed Alphabetically by Name, 144
- List File Attributes, xxviii
- List file entries identified in preliminary scan, 148
- List Values for a Selected Entity, 154
- List Values for a Selected Package, 154
- List Values for a Selected Parameter, 154
- List Values for a Selected Template, 154
- Load a Distribution, 157
- Manager Utilities, 147
- Menu Management, 72, 90, 97
- Menu Tree Diagrams, 90
- Menu Tree Roots, 90
- Merge Selected Verified Duplicate Pair, 148
- Operations, 148
- Operations Management, 90, 102
- Options Listed Alphabetically by Name, 143
- Parent of Queuable Options, 90, 133
- Postal Code Update Server, 152
- Preliminary Scan of File for errors, 148
- Print Audits for Prescriber Editing, 141, 142
- Print DEA Expiration Date Expires 30 days, 141
- Print DEA Expiration Date Null, 141
- Print DISUSER DEA Expiration Date Expires 30 days, 141, 142
- Print DISUSER DEA Expiration Date Null, 141
- Print DISUSER Prescribers with Privileges, 141, 142
- Print List of File Duplicates, 149
- Print Prescribers with Privilege, 141
- Print Prescribers with Privileges, 142
- Print PSDRPH Key Holders, 141, 142
- Print Setting Parameters Privileges, 141, 142
- Print Transport Global, 158
- Programmer Options, 90, 107
- Purge Build or Install Files, 158
- Purge Duplicate Record File, 149
- Purge Merge Process File, 72, 149
- Purge old spool documents, 7
- Queuable Synchronize County Multiple With 5.13, 152
- Queuable Task Log Cleanup, 70
- Reactivate a User, 10, 89
- Release IP lock, 6
- Restart a merge process, 149
- Restart Install of Package(s), 158
- Routine Compare - Current with Previous, 79
- Scan Possible Duplicates, 149
- Schedule Process to Merge Verified Duplicates, 148
- Schedule/Unschedule Options, vi, 20, 90
- Server, 140
- Show system settings for IPv6, 153
- Spool Management, 90, 117

Spooler Site Parameters Edit, 15  
 Start/Halt Duplicate Search, 150  
 STOP an active merge process, 150  
 SYSTEM COMMAND OPTIONS, 90, 134  
 System Security, 90, 118  
 Systems Manager Menu, 90, 94  
 Tally STATUS and MERGE STATUS fields, 150  
 Task Allocation Audit of PSDRPH Key Report, 141, 143  
 Task Changes to DEA Prescribing Privileges Report, 141, 143  
 Taskman Management, 90, 125  
 Update with current routines, 79  
 User Management, 90, 128  
 User sign-on event, 139  
 Utilities, 150  
 Validate IPv4 and IPv6 address, 153  
 Verify Checksums in Transport Global, 158  
 Verify Potential Duplicates, 151  
 Verify Selected Potential Duplicate Pair, 151  
 View Duplicate Record Entries, 151  
 XDR ADD VERIFIED DUPS, 144  
 XDR ANCILLARY REVIEW, 144  
 XDR APPROVE FOR MERGE, 144  
 XDR AUTO MERGE, 145  
 XDR CHECK MERGE PROCESS STATUS, 145  
 XDR CHECK PAIR, 145  
 XDR DISPLAY SEARCH STATUS, 145  
 XDR EDIT DUP RECORD STATUS, 146  
 XDR EDIT DUP RESOLUTION FILE, 146  
 XDR FIND POTENTIAL DUPLICATES, 146  
 XDR MAIN MENU, 146  
 XDR MANAGER UTILITIES, 147  
 XDR MERGE READY DUPLICATES, 148  
 XDR MERGE SELECTED PAIR, 148  
 XDR OPERATIONS MENU, 148  
 XDR PRELIMINARY SCAN, 148  
 XDR PRELIMINARY SCAN LIST, 148  
 XDR PRINT LIST, 149  
 XDR PURGE, 149  
 XDR PURGE2, 72, 149  
 XDR RESTART MERGE PROCESS, 149  
 XDR SCAN POSSIBLE DUPLICATES, 149  
 XDR SEARCH ALL, 150  
 XDR STOP MERGE PROCESS, 150  
 XDR TALLY STATUS FIELDS, 150  
 XDR UTILITIES MENU, 150  
 XDR VALID CHECK, 151  
 XDR VERIFY ALL, 151  
 XDR VERIFY SELECTED PAIR, 151  
 XDR VIEW DUPLICATE RECORD, 151  
 XIP SYNCHRONIZE COUNTY, 152  
 XIP ZIP CODE LIST, 152  
 XIPMAILSERVER, 152  
 XIPSRVR, 152  
 XLFIPV CONVERT, 153  
 XLFIPV FORCEIP4, 153  
 XLFIPV FORCEIP6, 153  
 XLFIPV IPV4 IPV6 MENU, 153  
 XLFIPV VALIDATE, 153  
 XLFIPV VERSION, 153  
 XPAR EDIT BY TEMPLATE, 153  
 XPAR EDIT KEYWORD, 154  
 XPAR EDIT PARAMETER, 154  
 XPAR LIST BY ENTITY, 154  
 XPAR LIST BY PACKAGE, 154  
 XPAR LIST BY PARAM, 154  
 XPAR LIST BY TEMPLATE, 154  
 XPAR MENU TOOLS, 154  
 XPD BACKUP, 155  
 XPD BUILD NAMESPACE, 155  
 XPD COMPARE TO SYSTEM, 155  
 XPD CONVERT PACKAGE, 156  
 XPD COPY BUILD, 156  
 XPD DISTRIBUTION MENU, 156  
 XPD EDIT BUILD, 156  
 XPD EDIT INSTALL, 156  
 XPD INSTALL BUILD, 157  
 XPD INSTALLATION MENU, 157  
 XPD LOAD DISTRIBUTION, 157  
 XPD MAIN, 157

XPD PRINT BUILD, 158  
 XPD PRINT CHECKSUM, 158  
 XPD PRINT INSTALL, 158  
 XPD PRINT INSTALL FILE, 158  
 XPD PRINT PACKAGE PATCHES, 158  
 XPD PURGE FILE, 158  
 XPD RESTART INSTALL, 158  
 XPD ROLLUP PATCHES, 159  
 XQAB ERROR LOG SERVER, 140  
 XQAB ERROR LOG XMIT, 140  
 XQDISPLAY OPTIONS, 90  
 XQSCHK, 140  
 XQSPING, 140  
 XT-KERMIT MENU, 140  
 XT-KERMIT SPOOL DL, 140  
 XTLKMODPARS, vi, 16  
 XTVR COMPARE, 79  
 XTVR UPDATE, 79  
 XU EPCS DISUSER EXP DATE, 141  
 XU EPCS DISUSER PRIVS, 141, 142  
 XU EPCS DISUSER XDATE EXPIRES,  
   141, 142  
 XU EPCS EDIT DEA# AND XDATE,  
   141  
 XU EPCS EXP DATE, 141  
 XU EPCS LOGICAL ACCESS, 141, 143  
 XU EPCS PRINT EDIT AUDIT, 141,  
   142  
 XU EPCS PRIVS, 141, 142  
 XU EPCS PSDRPH, 141, 142  
 XU EPCS PSDRPH AUDIT, 141, 143  
 XU EPCS PSDRPH KEY, 141, 143  
 XU EPCS SET PARMS, 141, 142  
 XU EPCS UTILITY FUNCTIONS, 141  
 XU EPCS XDATE EXPIRES, 141, 142  
 XU IP RELEASE, 6  
 XU SITE LOCKOUT, 6  
 XU USER SIGN-ON, 139  
 XU USER START-UP, 139  
 XU USER TERMINATE, 139  
 XUAUDIT, 14  
 XUCOMMAND, 90, 134  
 XUCORE, 90, 94  
 XUEDITOPT, 33, 72  
 XUERTRAP, 38  
 XUMAINT, 72, 90, 97  
 XU-PING-SERVER, 140  
 XUPROG, 90, 107  
 XUSER, 90, 128  
 XUSEREDIT, 9, 89  
 XUSEREDITSELF, 9  
 XUSERNEW, 10, 89  
 XUSERREACT, 10, 89  
 XUSITEMGR, 90, 102  
 XUSITEPARM, 14, 15  
 XU-SPL-MGR, 90, 117  
 XU-SPL-PURGE, 7, 15  
 XU-SPL-SITE, 15  
 XUSPY, 90, 118  
 XUTIO, 90, 95  
 XUTM MGR, 90, 125  
 XUTM QCLEAN, 70  
 XUTM SCHEDULE, vi, 20, 90  
 XUUSERACC, 90  
 XUUSERDISP, 37  
 ZIP Code List, 152  
 ZTMQUEUEABLE OPTIONS, 90, 133  
 Options  
   XPD ROUTINE UPDATE, 159  
 Options  
   Update Routine File, 159  
 Options  
   XPD TRANSPORT PACKAGE, 159  
 Options  
   Transport a Distribution, 159  
 Options  
   XPD UNLOAD DISTRIBUTION, 160  
 Options  
   Unload a Distribution, 160  
 Options  
   XPD UTILITY, 160  
 Options  
   Utilities, 160  
 Options  
   XPD VERIFY BUILD, 160  
 Options  
   Verify a Build, 160  
 Options  
   XPD VERIFY INTEGRITY, 160  
 Options  
   Verify Package Integrity, 160  
 Options

- XQ LIST UNREFERENCED OPTIONS, 161
  - Options
    - List Unreferenced Menu Options, 161
  - Options
    - XQ UNREF'D OPTIONS, 161
  - Options
    - Delete Unreferenced Options, 161
  - Options
    - XQ XUTL \$J NODES, 161
  - Options
    - Clean old Job Nodes in XUTL, 161
  - Options
    - XQAB ACTUAL OPTION USAGE, 162
  - Options
    - Actual Usage of Alpha/Beta Test Options, 162
  - Options
    - XQAB AUTO SEND, 163
  - Options
    - Send Alpha/Beta Usage to Developers, 163
  - Options
    - XQAB ERR
      - DATE/SITE/NUM/ROU/ERR, 163
  - Options
    - Print Alpha/Beta Errors
      - (Date/Site/Num/Rou/Err), 163
  - Options
    - XQAB ERROR LOG SERVER, 163
  - Options
    - Handle Alpha/Beta Errors Logged at Sites, 163
  - Options
    - XQAB ERROR LOG XMIT, 164
  - Options
    - Errors Logged in Alpha/Beta Test (QUEUED), 164
  - Options
    - XQAB LIST LOW USAGE OPTS, 165
  - Options
    - Low Usage Alpha/Beta Test Options, 165
  - Options
    - XQAB MENU, 165
  - Options
    - Alpha/Beta Test Option Usage Menu, 165

- Options
  - XQAL ALERT LIST FROM DATE, 166
- Options
  - List Alerts for a user from a specified, 166
- Options
  - XQAL CRITICAL ALERT COUNT, 166
- Options
  - Critical Alerts Count Report, 166
- Options
  - XQAL GUI ALERTS, 167
- Options
  - Kernel GUI Alerts, 167
- Options
  - XQAL NO BACKUP REVIEWER, 168
- Options
  - No Alert Backup Reviewer, 168
- Options
  - XQAL PATIENT ALERT LIST, 168
- Options
  - Patient Alert List for specified date, 168
- Options
  - XQAL REPORTS MENU, 169
- Options
  - Report Menu for Alerts, 169
- Options
  - XQAL SET BACKUP REVIEWER, 169
- Options
  - Set Backup Reviewer for Alerts, 169
- Options
  - XQAL SURROGATE FOR WHICH USERS, 169
- Options
  - Surrogate for which Users?, 169
- Options
  - XQAL USER ALERTS COUNT, 169
- Options
  - User Alerts Count Report, 169
- Options
  - XQAL VIEW ALERT TRACKING ENTRY, 171
- Options
  - Alert Tracking file entry, 171
- Options
  - XQALERT, 171
- Options
  - View Alerts, 171

- Options
  - XQALERT BY USER DELETE, 171
- Options
  - Purge Alerts for a User, 171
- Options
  - XQALERT DELETE OLD, 171
- Options
  - Delete Old (>14 d) Alerts, 171
- Options
  - XQALERT MAKE, 171
- Options
  - Make an alert on the fly, 171
- Options
  - XQALERT MGR, 172
- Options
  - Alert Management, 172
- Options
  - XQALERT SURROGATE SET/REMOVE, 172
- Options
  - Alerts - Set/Remove Surrogate for User, 172
- Options
  - XQBUILDMAIN, 173
- Options
  - Menu Rebuild Menu, 173
- Options
  - XQBUILDTREE, 173
- Options
  - Build Primary Menu Trees, 173
- Options
  - XQBUILDTREEQUE, 173
- Options
  - Non-interactive Build Primary Menu Trees, 173
- Options
  - XQBUILDUSER, 173
- Options
  - Single User Menu Tree Rebuild, 173
- Options
  - XQCOPYOP, 174
- Options
  - Copy Everything About an Option to a New Option, 174
- Options
  - XQDIAGMENU, 174

- Options
  - Menu Diagrams, 174
- Options
  - XQDISPLAY OPTIONS, 174
- Options
  - Display Menus and Options, 174
- Options
  - XQHELP-ASSIGN, 174
- Options
  - Assign Editors, 174
- Options
  - XQHELP-DEASSIGN, 174
- Options
  - Unassign Editors, 174
- Options
  - XQHELP-DISPLAY, 175
- Options
  - Display/Edit Help Frames, 175
- Options
  - XQHELP-LIST, 175
- Options
  - List Help Frames, 175
- Options
  - XQHELP-MENU, 175
- Options
  - Help Processor, 175
- Options
  - XQHELP-UPDATE, 175
- Options
  - New/Revised Help Frames, 175
- Options
  - XQHELP-XREF, 175
- Options
  - Cross Reference Help Frames, 175
- Options
  - XQHELPPFIX, 175
- Options
  - Fix Help Frame File Pointers, 175
- Options
  - XQKEYALTODEL, 176
- Options
  - Change user's allocated keys to delegated keys, 176
- Options
  - XQKEYDEL, 176
- Options

- Delegate keys, 176
- Options
  - XQKEYRDEL, 176
- Options
  - Remove delegated keys, 176
- Options
  - XQKICKMICRO, 176
- Options
  - Kick Off Micro Surgery, 176
- Options
  - XQLISTKEY, 177
- Options
  - Show the keys of a particular user, 177
- Options
  - XQLOCK1, 177
- Options
  - All the Keys a User Needs, 177
- Options
  - XQLOCK2, 177
- Options
  - Keys For a Given Menu Tree, 177
- Options
  - XQOOFF, 177
- Options
  - Mark Option Set Out-Of-Order, 177
- Options
  - XQOOMAIN, 177
- Options
  - Out-Of-Order Set Management, 177
- Options
  - XQOOMAKE, 177
- Options
  - Create a Set of Options To Mark Out-Of-Order, 177
- Options
  - XQOON, 177
- Options
  - Remove Out-Of-Order Messages from a Set of Options, 177
- Options
  - XQOOREDO, 177
- Options
  - Recover deleted option set, 177
- Options
  - XQOOSHOFIL, 178
- Options
  - Options in the Option File that are Out-Of-Order, 178
- Options
  - XQOOSHOPRO, 178
- Options
  - Protocols Marked Out-Of-Order in Protocol File, 178
- Options
  - XQOOSHOW, 178
- Options
  - List Defined Option Sets, 178
- Options
  - XQOOTOG, 178
- Options
  - Toggle options/protocols on and off, 178
- Options
  - XQOPACCESS, 178
- Options
  - See if a User Has Access to a Particular Option, 178
- Options
  - XQOPED, 178
- Options
  - Screen-based Option Editor, 178
- Options
  - XQOPTFIX, 178
- Options
  - Fix Option File Pointers, 178
- Options
  - XQORPHANOPTIONS, 179
- Options
  - Non-queueable options with no parents, 179
- Options
  - XQRESTRICT, 179
- Options
  - Restrict Availability of Options, 179
- Options
  - XQRIGHTNOW, 179
- Options
  - Is there a menu rebuild running right now?, 179
- Options
  - XQSCHK, 179
- Options
  - Server-type Option Test Server, 179



- Options
  - XQSHOKEY, 179
- Options
  - List users holding a certain key, 179
- Options
  - XQSM ADD, 179
- Options
  - Select Options to be Delegated, 179
- Options
  - XQSM BUILD MENU, 180
- Options
  - Build a New Menu, 180
- Options
  - XQSM BY OPTION, 180
- Options
  - List Delegated Options and their Users, 180
- Options
  - XQSM BY USER, 180
- Options
  - Print All Delegates and their Options, 180
- Options
  - XQSM COPY USER, 180
- Options
  - Copy One Users Menus and Keys to others, 180
- Options
  - XQSM EDIT OPTIONS, 180
- Options
  - Edit a User's Options, 180
- Options
  - XQSM LIMITED FM OPTIONS, 180
- Options
  - Limited File Manager Options (Build), 180
- Options
  - XQSM MGR, 181
- Options
  - Secure Menu Delegation, 181
- Options**
  - Schedule/Unschedule Options, 192**
- Options**
  - XUTM SCHEDULE, 192**
- Options
  - XU-PERSON CLASS EDIT, 200
- Options
  - Person Class Edit, 200
- Options
  - User Management, 200
- Options
  - XUSER, 200
- Options
  - XUSER PC BUILD, 232
- Options
  - User PC build Print, 232
- Options
  - XUSER PC BUILD EDIT, 233
- Options
  - User PC build Edit, 233
- Options
  - Schedule/Unschedule Options, 248
- Options
  - XUTM SCHEDULE, 248
- Options
  - Kernel Toolkit Options Listed
  - Alphabetically by Name, 256
- Options
  - Schedule/Unschedule Options, 263
- Options
  - XUTM SCHEDULE, 263
- Options
  - Audited Options Purge, 268
- Options
  - Automatic Deactivation of Users, 268
- Options
  - Clean Error Log over Range of Dates, 268
- Options
  - Clean Old Job Nodes in ^XUTL, 268
- Options
  - Clean Task File, 268
- Options
  - Clear All Users at Startup, 268
- Options
  - Clean Error Trap, 268
- Options
  - Deactivate a User, 268
- Options
  - Delete Error Log, 269
- Options
  - Delete Old (>14 d) Alerts, 269
- Options
  - Failed Access Attempts Log Purge, 269

- Options
  - Programmer Mode Entry Log Purge, 269
- Options
  - Purge Error Log of Type of Error, 269
- Options
  - Purge Inactive Users' Attributes, 269
- Options
  - Purge Log of Old Access and Verify Codes, 269
- Options
  - Purge of ^%ZUA Global, 269
- Options
  - Purge Old Spool Documents, 269
- Options
  - Purge Sign-on Log, 269
- Options
  - Queuable Task Log Cleanup, 269
- Options
  - DBA, 296
- Options
  - DBA Option, 296
- Options
  - Integration Agreements Menu, 296
- Options
  - DBA IA ISC, 296
- Options
  - Custodial Package Menu, 296
- Options
  - DBA IA CUSTODIAL MENU, 296
- Options
  - ACTIVE by Custodial Package, 296
- Options
  - DBA IA CUSTODIAL, 296
- Options
  - DBA, 297
- Options
  - DBA Option, 297
- Options
  - Integration Agreements Menu, 297
- Options
  - DBA IA ISC, 297
- Options
  - Inquire, 297
- Options
  - DBA IA INQUIRY, 297
- Options
  - DBA, 297
- Options
  - DBA Option, 297
- Options
  - Integration Agreements Menu, 297
- Options
  - DBA IA ISC, 297
- Options
  - Subscriber Package Menu, 297
- Options
  - DBA IA SUBSCRIBER MENU, 297
- Options
  - Print ACTIVE by Subscribing Package, 297
- Options
  - DBA IA SUBSCRIBER Option, 297
- Options
  - Independence, 298
- Options
  - Locked, 298
- Options
  - Audit Menu, 298
- Options
  - Filegrams, 298
- Options
  - KIDS Installation Menu, 298
- Options
  - KIDS Main Menu, 298
- Options
  - Programmer Options, 298
- Options
  - ScreenMan, 298
- Options
  - VA FileMan Management, 298
- Options
  - Inquire to File Entries, 316
- Options
  - DIINQUIRE, 316
- Options in the Option File that are Out-Of-Order Option, 178
- ORES Security Key, 168
- ORGANIZATION (#200.2) Field, 8
- ORGANIZATION ID (#200.3) Field, 8
- Orientation, xxv
- Out-Of-Order Set Management Menu, 177
- OUT-OF-SERVICE DATE (#6) Field, 5

## P

PACKAGE (#9.4) File, vi, 19, 20, 27, 32, 58, 68, 158, 264, 265, 266

PARAMETER DEFINITION (#8989.51), 154

PARAMETER DEFINITION (#8989.51) File, 4, 10, 13, 154

### Parameters

AGENCY CODE (#9) Field, 5

ASK DEVICE TYPE AT SIGN-ON (#205) Field, 5

AUTO-GENERATE ACCESS CODES (#11) Field, 5

BYPASS DEVICE LOCK-OUT (#211) Field, 5

DEFAULT # OF ATTEMPTS (#202) Field, 5

DEFAULT AUTO-MENU (#206) Field, 5

DEFAULT INSTITUTION (#217) Field, 5

DEFAULT LANGUAGE (#207) Field, 5

DEFAULT LOCK-OUT TIME (#203) Field, 5

DEFAULT MULTIPLE SIGN-ON (#204) Field, 6

DEFAULT TIMED-READ (SECONDS) (#210) Field, 6

DEFAULT TYPE-AHEAD (#209) Field, 6

DEVICE TO AUDIT (#212.1) Multiple Field, 6, 14

FAILED ACCESS ATTEMPT AUDIT (#212.5) Field, 6, 14

INITIATE AUDIT (#19.4), 6

INITIATE AUDIT (#19.4) Field, 6, 8, 9, 14

INITIATE AUDIT (#19.5) Field, 6, 14

INTERACTIVE USER'S PRIORITY (#216) Field, 6

IP SECURITY ON (#405.1) Field, 6  
Kernel, 9

Site Parameters File Changes, 4

Kernel Site Parameters, 4

LAST SIGN-ON, 5

LIFETIME OF VERIFY CODE (#214) Field, 6

LOG RESOURCE USAGE? (#300) Field, 7

LOG SYSTEM RT? (#41, 6) Field, 7, 9

MAX SIGNON ALLOWED (#41, 2) Field, 7, 9

MAX SPOOL DOCUMENT LIFE-SPAN (#31.3) Field, 7, 15

MAX SPOOL DOCUMENTS PER USER (#31.2) Field, 7

MAX SPOOL DOCUMENTS PER USER (#31.2) Field, 15

MAX SPOOL LINES PER USER (#31.1) Field, 7, 15

NAMESPACE TO AUDIT (#19.2) Field, 7

NAMESPACE TO AUDIT (#19.2) Multiple, 8

NAMESPACE TO AUDIT (#19.2) Multiple Field, 14

NEW PERSON IDENTIFIERS (#21) Field, 7

OPTION AUDIT (#19) Field, 14

OPTION AUDIT (#19) Field, 6, 7, 8, 9, 14, 15

OPTION TO AUDIT (#19.1) Multiple, 8

OPTION TO AUDIT (#19.1) Multiple Field, 8, 14

ORGANIZATION (#200.2) Field, 8

ORGANIZATION ID (#200.3) Field, 8

OUT-OF-SERVICE DATE (#6) Field, 5

PERFORM DEVICE CHECKING (#59.91) Field, 5

PROHIBITED TIMES FOR SIGN-ON (#2009) Field, 5

ROUTINE MONITORING (#9.8) Field, 8

ROUTINE N-SPACE TO MONITOR (#9.81) Multiple Field, 8

SECURITY (#15) Field, 5

SECURITY TOKEN SERVICE (#200.1) Field, 9

Spooler, 15

System, 4, 10

TERMINATE AUDIT (#19.5) Field, 8, 9, 14

USER TO AUDIT (#19.3) Multiple, 8, 9

USER TO AUDIT (#19.3) Multiple Field, 14  
 USER TO AUDIT (Multiple), 15  
 VOLUME SET (#41) Multiple Field, 7, 9  
 XPAR ALL ENTITIES, 10  
 XPAR MY NEW PARAM, 10  
 XPAR TEST DATE/TIME, 10  
 XPAR TEST FREE TEXT, 10  
 XPAR TEST M CODE, 10  
 XPAR TEST ME, 10  
 XPAR TEST MULT FREE TEXT, 10  
 XPAR TEST MULTIPLE, 11  
 XPAR TEST MULTIPTTR, 11  
 XPAR TEST NUMERIC, 11  
 XPAR TEST POINTER, 11  
 XPAR TEST PWP, 11  
 XPAR TEST SET OF CODES, 11  
 XPAR TEST WP, 11  
 XPAR TEST YES/NO, 11  
 XPD PATCH HFS SERVER, 11  
 XQ MENUMANAGER PROMPT, 11  
 XQAL BACKUP REVIEWER, 12  
 XU522, 12  
 XU594, 12  
 XU645, 12  
 XUEDIT CHARACTERISTICS, 9  
 XUEPCS REPORT DEVICE, 12, 188, 189  
 XUEXISTING USER, 9  
 XUNEW USER, 10  
 XUREACT USER, 10  
 XUS CCOW VAULT PARAM, 13  
 XUSC1 DEBUG, 13  
 XUSER COMPUTER ACCOUNT, 10  
 XUSNPI QUALIFIED IDENTIFIER, 13  
 XUS-XUP SET ERROR TRAP, 13  
 XUS-XUP VPE, 13  
 PARAMETERS (#8989.5) File, 169  
 Parent of Queuable Options Menu, 90, 133  
 Parent of Queuable Options Menu], 90  
 PATCH APPLICATION HISTORY (Multiple) Field, 68  
 Patches  
   History, xix  
 PATIENT (#2) File, 71, 149, 151, 290  
 Patient Alert List for specified date Option, 168  
 PERFORM DEVICE CHECKING (#59.91) Field, 5  
 PERSON CLASS (#8932.1) File, 76, 87, 89  
 Person Class Edit Option, 200  
 PKI CRL URLS (#8980.22) File, 77  
 PKI Digital Signatures (#8980.2) File, 77  
 Policies  
   Official, 322  
 POSTAL CODE (#5.12) File, 67, 152  
 Postal Code Update Server Option, 152  
 Preliminary Scan of File for errors Option, 148  
 Primary Menu, 324, 326, 327  
 Print ACTIVE by Subscribing Package Option, 297  
 Print All Delegates and their Options Option, 180  
 Print Alpha/Beta Errors (Date/Site/Num/Rou/Err) Option, 163  
 Print Audits for Prescriber Editing Option, 141, 142  
 Print DEA Expiration Date Expires 30 days Option, 141  
 Print DEA Expiration Date Null Option, 141  
 Print DISUSER DEA Expiration Date Expires 30 days Option, 141, 142  
 Print DISUSER DEA Expiration Date Null Option, 141  
 Print DISUSER Prescribers with Privileges Option, 141, 142  
 Print List of File Duplicates Option, 149  
 Print Prescribers with Privilege Option, 141  
 Print Prescribers with Privileges Option, 142  
 Print PSDRPH Key Holders Option, 141, 142  
 Print Setting Parameters Privileges Option, 141, 142  
 Print Transport Global Option, 158  
 Production Account  
   Routines, 23  
 PROGRAM OF STUD (#8932.2) File, 76  
 Programmer Mode Entry Log Purge Option, 269

PROGRAMMER MODE LOG (#3.07) File, 59, 61  
 Programmer Options, 298  
 Programmer Options Menu, 90, 107  
 PROHIBITED TIMES FOR SIGN-ON (#2009) Field, 5  
 Protection  
   Globals, 304  
 PROTOCOL (#101) File, 75, 178  
 Protocols  
   XU USER SIGN-ON, 139  
   XU USER START-UP, 139  
   XU USER TERMINATE, 139  
 Protocols Marked Out-Of-Order in Protocol File Option, 178  
 PROVIDER CLASS (#7) File, 60, 68, 86  
 PROVIDER Security Key, 233  
 PSDRPH Security Key, 80, 142, 143, 189  
 Purge Alerts for a User Option, 171  
 Purge Build or Install Files Option, 158  
 Purge Duplicate Record File Option, 149  
 Purge Error Log of Type of Error Option, 269  
 Purge Inactive Users' Attributes Option, 269  
 Purge Log of Old Access and Verify Codes Option, 269  
 Purge Merge Process File Option, 72, 149  
 Purge of ^%ZUA Global Option, 269  
 Purge old spool documents, 15  
 Purge old spool documents Option, 7  
 Purge Old Spool Documents Option, 269  
 Purge Sign-on Log Option, 269  
 Purging, 268

## Q

QuadraMed Home Page Web Address, 316  
 Question Mark Help, xxviii  
 Queuable Synchronize County Multiple With 5.13 Option, 152  
 Queuable Task Log Cleanup Option, 70, 269

## R

RACE (#10) File, 60, 69, 86  
 RAI MDS MONITOR (#46.11) File, 74  
 Reactivate a User Option, 10, 89

RECORD HAS PACKAGE DATA (#9.402,4) Field, vi, 20  
 Recover deleted option set Option, 177  
 Reference Materials, xxix  
 Relations  
   External, 295  
   Kernel, 295  
   Internal, 298  
 Release IP lock Option, 6  
 RELIGION (#13) File, 60, 70, 87  
 REMOTE APPLICATION (#8994.5) File, 84  
 REMOTE PROCEDURE (#8994) File, 83, 290  
 Remote Systems, 315  
 Remove delegated keys Option, 176  
 Remove Out-Of-Order Messages from a Set of Options Option, 177  
 REPLACEMENT (#4) Field, 9, 10  
 REPLACEMENT Field, 4  
 Report Menu for Alerts Option, 169  
 Required Software, 296  
 RESOURCE (#3.54) File, 59, 64  
 Restart a merge process Option, 149  
 Restart Install of Package(s) Option, 158  
 Restrict Availability of Options Option, 179  
 Revision History, ii  
   Documentation, ii  
   Patches, xix  
 Rollup Patches into a Build Option, 159  
 ROUTIN (#9.8)E File, 159  
 ROUTINE (#9.8) File, 32, 58, 69, 159, 160, 184, 257, 264  
 Routine Compare - Current with Previous Option, 79  
 ROUTINE MONITORING (#9.8) Field, 8  
 ROUTINE N-SPACE TO MONITOR (#9.81) Multiple Field, 8  
 RoutineXE "XQSTCK Routine"s XQSTCK, 37  
 Routines, 21  
   %ZIS, 21  
   %ZIS1, 21  
   %ZIS2, 21  
   %ZIS3, 21  
   %ZIS5, 21

%ZIS6, 21  
 %ZIS7, 21  
 %ZISC, 21  
 %ZISP, 21  
 %ZISS, 21  
 %ZISS1, 21  
 %ZISS2, 21  
 %ZISUTL, 21  
 %ZTER, 21  
 %ZTER1, 21  
 %ZTLOAD, 21  
 %ZTLOAD1, 21  
 %ZTLOAD2, 21  
 %ZTLOAD3, 21  
 %ZTLOAD4, 21  
 %ZTLOAD5, 21  
 %ZTLOAD6, 21  
 %ZTLOAD7, 21  
 %ZTM, 21  
 %ZTM0, 22  
 %ZTM1, 22  
 %ZTM2, 22  
 %ZTM3, 22  
 %ZTM4, 22  
 %ZTM5, 22  
 %ZTM6, 22  
 %ZTMOVE, 22  
 %ZTMS, 22  
 %ZTMS0, 22  
 %ZTMS1, 22  
 %ZTMS2, 22  
 %ZTMS3, 22  
 %ZTMS4, 22  
 %ZTMS7, 22  
 %ZTMSH, 22  
 Manager Account, 21  
 Production Account, 23  
 XDRDADD, 23  
 XDRDADJ, 24  
 XDRDCNT, 23  
 XDRDCOMP, 24  
 XDRDFPD, 24  
 XDRDLIST, 24  
 XDRDMAIN, 24  
 XDRDOC, 24  
 XDRDOC1, 24  
 XDRDOC2, 24  
 XDRDPDTI, 25  
 XDRDPRGE, 25  
 XDRDQUE, 25  
 XDRDSCOR, 25  
 XDRDSTAT, 25  
 XDRDUP, 25  
 XDREMSG, 26  
 XDRHLP, 26  
 XDRMADD, 26  
 XDRMAIN, 26  
 XDRMAINI, 26  
 XDRMPACK, 27  
 XDRMRG, 27  
 XDRMRG1, 27  
 XDRMSG, 27  
 XDRMVFY, 27  
 XDRPREI, 27  
 XDRU, 28  
 XGF, 28  
 XGFDEMO, 28  
 XGFDEMO1, 28  
 XGKB, 28  
 XGKB1, 28  
 XGS, 28  
 XGSA, 28  
 XGSBOX, 28  
 XGSETUP, 28  
 XGSW, 28  
 XINDEX, 28  
 XINDEX1, 28  
 XINDEX10, 28  
 XINDEX11, 28  
 XINDEX2, 28  
 XINDEX3, 28  
 XINDEX4, 28  
 XINDEX5, 28  
 XINDEX51, 28  
 XINDEX52, 28  
 XINDEX53, 28  
 XINDEX6, 28  
 XINDEX7, 28  
 XINDEX8, 28  
 XINDEX9, 28  
 XLFDT, 29  
 XLFDT1, 29

XLFDT2, 29  
 XLFDT3, 29  
 XLFDT4, 29  
 XLFHYPER, 29  
 XLFLTR, 29  
 XLFLTR1, 29  
 XLFMSMT, 29  
 XLFMSMT2, 29  
 XLFMTH, 29  
 XLFMTH1, 29  
 XLFSHAN, 30  
 XLFSTR, 30  
 XLFUTL, 30  
 XPAR, 30  
 XPAR1, 30  
 XPAR2, 30  
 XPAR3, 30  
 XPARDD, 30  
 XPARDD1, 30  
 XPARDD2, 30  
 XPARDDAC, 30  
 XPAREDIT, 13, 30  
 XPAREDIT1, 30  
 XPAREDIT2, 30  
 XPAREDIT3, 30  
 XPARLIST, 30  
 XPARTPV, 30  
 XPARTPV1, 30  
 XPARY26, 30  
 XPDB1, 30  
 XPDCOM, 30  
 XPDCOMF, 30  
 XPDCOMG, 30  
 XPDCOML, 30  
 XPDCPU, 30  
 XPDDCS, 30  
 XPDDI, 30  
 XPDDP, 30  
 XPDDP1, 30  
 XPDDPCK, 30  
 XPDE, 30  
 XPDER, 31  
 XPDET, 31  
 XPDGCDEL, 31  
 XPDH, 31  
 XPDI, 31  
 XPDII, 31  
 XPDIA, 31  
 XPDIA0, 31  
 XPDIA1, 31  
 XPDIA2, 31  
 XPDIA3, 31  
 XPDIB, 31  
 XPDID, 31  
 XPDIGP, 31  
 XPDIJ, 31  
 XPDIJ1, 31  
 XPDIK, 31  
 XPDIL, 31  
 XPDIL1, 31  
 XPDIN001, 31  
 XPDIN002, 31  
 XPDIN003, 31  
 XPDIN004, 31  
 XPDIN005, 31  
 XPDIN006, 31  
 XPDIN007, 31  
 XPDIN008, 31  
 XPDIN009, 31  
 XPDIN00A, 31  
 XPDIN00B, 31  
 XPDIN00C, 31  
 XPDIN00D, 31  
 XPDIN00E, 31  
 XPDIN00F, 32  
 XPDIN00G, 32  
 XPDIN00H, 32  
 XPDIN00I, 32  
 XPDIN00J, 32  
 XPDIN00K, 32  
 XPDIN00L, 32  
 XPDIN00M, 32  
 XPDIN00N, 32  
 XPDIN00O, 32  
 XPDIN00P, 32  
 XPDIN00Q, 32  
 XPDIN00R, 32  
 XPDIN00S, 32  
 XPDIN00T, 32  
 XPDINIT, 32  
 XPDINIT1, 32  
 XPDINIT2, 32

XPDINIT3, 32  
XPDINIT4, 32  
XPDINIT5, 32  
XPDIP, 32  
XPDIPM, 32  
XPDIQ, 32  
XPDIR, 32  
XPDIST, 32  
XPDIU, 32  
XPDKKEY, 32  
XPDKRN, 32  
XPDMENU, 32  
XPDNTEG, 32  
XPDPINIT, 32  
XPDR, 33  
XPDRSUM, 33  
XPDT, 33  
XPDTA, 33  
XPDTA1, 33  
XPDTA2, 33  
XPDTC, 33  
XPDTP, 33  
XPDUTL, 33  
XPDUTL1, 33  
XPDV, 33  
XQ, 33  
XQ1, 33  
XQ11, 33  
XQ12, 33  
XQ2, 33  
XQ21, 33  
XQ3, 33  
XQ31, 33  
XQ32, 33  
XQ33, 33  
XQ4, 33  
XQ41, 33  
XQ5, 33  
XQ55, 33  
XQ55SPEC, 33  
XQ6, 33  
XQ61, 33  
XQ62, 33  
XQ6A, 33  
XQ6B, 33  
XQ7, 33  
XQ71, 33  
XQ72, 34  
XQ72A, 34  
XQ73, 34  
XQ74, 34  
XQ75, 34  
XQ8, 34  
XQ81, 34  
XQ82, 34  
XQ83, 34  
XQ83A, 34  
XQ83D, 34  
XQ83R, 34  
XQ8A, 34  
XQ9, 34  
XQ91, 34  
XQ92, 34  
XQ93, 34  
XQA366PO, 34  
XQABELOG, 34  
XQABERR, 34  
XQABLIST, 34  
XQABLOAD, 34  
XQABTMP, 34  
XQAL173P, 34  
XQAL285P, 34  
XQALBUTL, 34  
XQALDATA, 34  
XQALDEL, 34  
XQALDOIT, 34  
XQALERT, 34  
XQALERT1, 34  
XQALFWD, 34  
XQALGUI, 35  
XQALMAKE, 35  
XQALSET, 35  
XQALSET1, 35  
XQALSUR1, 35  
XQALSUR2, 35  
XQALSURO, 35  
XQARPRT1, 35  
XQARPRT2, 35  
XQCHK, 35  
XQCHK1, 35  
XQCHK2, 35  
XQCHK3, 35



XQCS, 35  
XQDATE, 35  
XQH, 35  
XQH0, 35  
XQH1, 35  
XQH2, 35  
XQH3, 35  
XQH4, 35  
XQH5, 35  
XQHLP, 35  
XQKEY, 35  
XQLOCK, 35  
XQLOCK1, 35  
XQOO, 35  
XQOO1, 35  
XQOO2, 35  
XQOO3, 35  
XQOPED, 35  
XQOR, 35  
XQOR1, 35  
XQOR2, 36  
XQOR3, 36  
XQOR4, 36  
XQORD, 36  
XQORD1, 36  
XQORD101, 36  
XQORDD1, 36  
XQORM, 36  
XQORM1, 36  
XQORM2, 36  
XQORM3, 36  
XQORM4, 36  
XQORM5, 36  
XQORMX, 36  
XQORO, 36  
XQOROP, 36  
XQP46INI, 36  
XQP50, 36  
XQSET, 36  
XQSMD, 36  
XQSMD1, 36  
XQSMD2, 36  
XQSMD21, 36  
XQSMD3, 36  
XQSMD31, 36  
XQSMD4, 36

XQSMD5, 36  
XQSMD6, 36  
XQSMDCPY, 36  
XQSMDFM, 36  
XQSMDFM, 36  
XQSRV, 36  
XQSRV1, 36  
XQSRV2, 37  
XQSRV3, 37  
XQSRV4, 37  
XQSRV5, 37  
XUCIDTM, 22  
XUCIMSM, 22  
XUCIMSQ, 22  
XUCIVXD, 22  
ZIS4VXDM, 22  
ZISSETDTM, 22  
ZISSETMSM, 22  
ZISSETVXD, 22  
ZISFMSM, 22  
ZISFVXD, 22  
ZISHMSM, 22  
ZISHVXD, 22  
ZISX, 22  
ZOSFMSM, 22  
ZOSFVXD, 22  
ZOSV2VXD, 22  
ZOSVMSM, 23  
ZOSVVXD, 23  
ZTBKCDTM, 23  
ZTBKCMSM, 23  
ZTBKCVXD, 23  
ZTMB, 23  
ZTMCHK, 23  
ZTMCHK1, 23  
ZTMDCL, 23  
ZTMGRSET, 23  
ZTMKU, 23  
ZTMON, 23  
ZTMON1, 23  
ZUA, 23  
Routines  
XQT, 37  
Routines  
XQT1, 37  
Routines

XQT2, 37  
Routines  
XQT3, 37  
Routines  
XQT4, 37  
Routines  
XQT5, 37  
Routines  
XQTOC, 37  
Routines  
XQUIT, 37  
Routines  
XQUSR, 37  
Routines  
XQUTL, 37  
Routines  
XTEDTVXD, 38  
Routines  
XTER, 38  
Routines  
XTER1, 38  
Routines  
XTER1A, 38  
Routines  
XTER1A1, 38  
Routines  
XTER1B, 38  
Routines  
XTER2, 38  
Routines  
XTERPUR, 38  
Routines  
XTERSUM, 38  
Routines  
XTERSUM1, 38  
Routines  
XTERSUM3, 38  
Routines  
XTERSUM4, 38  
Routines  
XTFC1, 38  
Routines  
XTFCE, 38  
Routines  
XTFCE1, 38  
Routines

XTHC, 38  
Routines  
XTHC10, 38  
Routines  
XTHC10A, 38  
Routines  
XTHCDEM, 38  
Routines  
XTHCURL, 38  
Routines  
XTHCUTL, 38  
Routines  
XTID, 38  
Routines  
XTID1, 38  
Routines  
XTIDCTX, 38  
Routines  
XTIDSET, 38  
Routines  
XTIDTBL, 38  
Routines  
XTIDTERM, 39  
Routines  
XTIDTRM, 39  
Routines  
XTLATSET, 39  
Routines  
XTPMKPCF, 39  
Routines  
XTPMKPP, 39  
Routines  
XTPMKPTC, 39  
Routines  
XTPMNEX7, 39  
Routines  
XTPMSTA2, 39  
Routines  
XTPMSTA2, 39  
Routines  
XTPOST, 39  
Routines  
XTRCMP, 39  
Routines  
XTRMON, 39  
Routines



XUINTSK1, 46  
Routines  
XUINTSK2, 46  
Routines  
XUMF, 46  
Routines  
XUMF0, 46  
Routines  
XUMF04, 46  
Routines  
XUMF04H, 46  
Routines  
XUMF04P, 46  
Routines  
XUMF04Q, 46  
Routines  
XUMF1H, 46  
Routines  
XUMF4, 47  
Routines  
XUMF4H, 47  
Routines  
XUMF4L0, 47  
Routines  
XUMF4L1, 47  
Routines  
XUMF4L2, 47  
Routines  
XUMF5AT, 47  
Routines  
XUMF5AU, 47  
Routines  
XUMF5BYT, 47  
Routines  
XUP, 48  
Routines  
XUPARAM, 48  
Routines  
XUPCF, 48  
Routines  
XUPROD, 49  
Routines  
XUS, 49  
Routines  
XUS1, 49  
Routines

XUS11, 49  
Routines  
XUS1A, 49  
Routines  
XUS2, 49  
Routines  
XUS3, 50  
Routines  
XUS3A, 50  
Routines  
XUS4, 50  
Routines  
XUS5, 50  
Routines  
XUS6, 50  
Routines  
XUS9, 50  
Routines  
XUS91, 50  
Routines  
XUSAML, 50  
Routines  
XUSCLEAN, 50  
Routines  
XUSER, 50  
Routines  
XUSERBLK, 50  
Routines  
XUSERNEW, 50  
Routines  
XUSERSIG, 50  
Routines  
XUSG, 50  
Routines  
XUSG1, 50  
Routines  
XUSHSH, 50  
Routines  
XUSHSHP, 50  
Routines  
XUSMGR, 51  
Routines  
XUSPURGE, 51  
Routines  
XUSRA, 51  
Routines

XUSTAT, 52  
Routines  
XUSTAT1, 52  
Routines  
XUSTAT2, 52  
Routines  
XUSTERM, 52  
Routines  
XUSTERM1, 52  
Routines  
XUSTERM2, 52  
Routines  
XUSTZ, 52  
Routines  
XUTMD, 52  
Routines  
XUTMD1, 52  
Routines  
XUTMDEVQ, 52  
Routines  
XUTMDQ, 52  
Routines  
XUTMDQ1, 52  
Routines  
XUTMG145, 52  
Routines  
XUTMG146, 53  
Routines  
XUTMG14P, 53  
Routines  
XUTMG19, 53  
Routines  
XUTMG43, 53  
Routines  
XUTMK, 53  
Routines  
XUTMKE, 53  
Routines  
XUTMKE1, 53  
Routines  
XUTMKE2, 53  
Routines  
XUTMONH, 53  
Routines  
XUTMONH1, 53  
Routines

XUTMONH2, 53  
Routines  
XUTMOPT, 53  
Routines  
XUTMQ, 53  
Routines  
XUTMQ0, 53  
Routines  
XUTMQ1, 53  
Routines  
XUTMQ2, 53  
Routines  
XUTMQ3, 53  
Routines  
XUTMQH, 53  
Routines  
XUTMR, 53  
Routines  
XUTMR1, 53  
Routines  
XUTMRJD, 53  
Routines  
XUTMRJD1, 53  
Routines  
XUTMSYNC, 53  
Routines  
XUTMT, 53  
Routines  
XUTMTA, 53  
Routines  
XUTMTAL, 53  
Routines  
XUTMTD, 53  
Routines  
XUTMTDL, 54  
Routines  
XUTMTED, 54  
Routines  
XUTMTEIO, 54  
Routines  
XUTMTEP, 54  
Routines  
XUTMTES, 54  
Routines  
XUTMTL, 54  
Routines

XUTMTLD, 54  
Routines  
XUTMTLU, 54  
Routines  
XUTMTP, 54  
Routines  
XUTMTP0, 54  
Routines  
XUTMTP1, 54  
Routines  
XUTMTPD, 54  
Routines  
XUTMTPU, 54  
Routines  
XUTMTR1, 54  
Routines  
XUTMTR2, 54  
Routines  
XUTMTR3, 54  
Routines  
XUTMTR4, 54  
Routines  
XUTMTS, 54  
Routines  
XUTMTU, 54  
Routines  
XUTMTUL, 54  
Routines  
XUTMTZ, 54  
Routines  
XUTMTZ1, 54  
Routines  
XUTMTZ2, 54  
Routines  
XUTMTZ3, 54  
Routines  
XUTMUSE, 54  
Routines  
XUTMUSE1, 54  
Routines  
XUTMUSE2, 54  
Routines  
XUTMUSE3, 54  
Routines  
XUTMUTL, 54  
Routines

XUVERIFY, 54  
Routines  
XUWORKDY, 54  
Routines  
ZISEDIT, 55  
Routines  
ZISPL, 55  
Routines  
ZISPL1, 55  
Routines  
ZISPL2, 55  
Routines  
ZISX, 55  
Routines  
ZTMB, 55  
Routines  
ZTMCHK, 55  
Routines  
ZTMCHK1, 55  
Routines  
ZTMKU, 55  
Routines  
ZTMON, 55  
Routines  
ZTMON1, 55  
Routines  
ZUA, 55  
Routines  
ZUMSM, 55  
Routines  
ZUVXD, 55  
Routines  
XUSBSE1, 55  
Routines  
XUSBSE2, 55  
Routines  
XUSBSEUT, 55  
Routines  
XUSRB, 55  
Routines  
Additional Routines Installed by Virgin  
Install, 55  
Routines  
XVIRENV, 55  
Routines  
XVIRPOST, 55

- Routines
  - Mapping, 56
- Routines
  - XUS1A, 139
- Routines
  - XQ12, 139
- Routines
  - XUSTERM, 139
- Routines
  - XUSERP, 139
- Routines
  - XQ12, 196
- Routines
  - Operating System, 295
- ROUTINES
  - XUCIONT, 44
- RPCs
  - XDR ADD POTENTIAL PATIENT
    - DUP, 290
  - XDR UPD SUPPR EMAIL, 290
  - XQAL GUI ALERTS, 291
  - XU EPC EDIT, 291
  - XUPS PERSONQUERY, 291
  - XUS ALLKEYS, 291
  - XUS AV CODE, 292
  - XUS AV HELP, 292
  - XUS CCOW VAULT PARAM, 292
  - XUS CVC, 292
  - XUS DIVISION GET, 292
  - XUS DIVISION SET, 292
  - XUS GET CCOW TOKEN, 292
  - XUS GET TOKEN, 292
  - XUS GET USER INFO, 292
  - XUS GET VARIABLE VALUE, 294
  - XUS GET VISITOR, 293
  - XUS INTRO MSG, 293
  - XUS KEY CHECK, 293
  - XUS PKI GET UPN, 293
  - XUS PKI SET UPN, 293
  - XUS SEND KEYS, 294
  - XUS SET VISITOR, 294
  - XUS SIGNON SETUP, 294
- RTHIST Data, vi, 20

## S

SACC Exemptions, 301

- Scan Possible Duplicates Option, 149
- Schedule Process to Merge Verified
  - Duplicates Option, 148
- Schedule/Unschedule Options Option, vi, 20, 90, 192, 248, 263
- SCHEDULING RECOMMENDED (#209)
  - Field, 198, 199
- Screen-based Option Editor Option, 178
- ScreenMan Menu, 298
- Secure Hash Algorithm (SHA), 30
- Secure Menu Delegation Menu, 181
- Security, 307
  - File Access, 318
  - Files, 318
  - Keys, 316
  - Management, 307
- SECURITY (#15) Field, 5
- SECURITY KEY (#19.1) File, 58, 73
- Security Keys
  - ADP, 176, 177, 178, 179
  - ORES, 168
  - PROVIDER, 233
  - PSDRPH, 80, 142, 143, 189
  - XQAL-DELETE, 171
  - XTLKZMGR, 261
  - XUADD, 235
  - XUAUDITING, 298
  - XUEPCSEEDIT, 142, 186, 190
  - XUFILEGRAM, 298
  - XUMF INSTITUTION, 219, 220, 221
  - XUMGR, 193, 227, 235, 298
  - XUPROG, 298
  - XUPROGMODE, 173, 257, 298
  - XUPROGMODE, 224
  - XUPROGMODE, 225
  - XUSCREENMAN, 298
- SECURITY TOKEN SERVICE (#200.1)
  - Field, 9
- See if a User Has Access to a Particular
  - Option Option, 178
- Select Options to be Delegated Option, 179
- Send Alpha/Beta Usage to Developers
  - Option, 163
- Server Options, 140
- Server-type Option Test Server Option, 179
- SERVICE/SECTION (#49) File, 58, 75

- Set Backup Reviewer for Alerts Option, 169
- SHA
  - Secure Hash Algorithm, 30
- Show system settings for IPv6 Option, 153
- Show the keys of a particular user Option, 177
- Signatures, Electronic, 316
- SIGN-ON LOG (#3.081) File, 59, 62, 191
- Single User Menu Tree Rebuild Option, 173
- Site parameters
  - TaskMan, 15
- Site Parameters
  - Changeable, 9
  - Kernel, 4
- Software
  - Product Security, 307
  - Required, 296
- Software Disclaimer, xxv
- Software-Wide Variables, 299
- SPECIALITY (#7.1) File, 60, 68, 86
- SPOOL DATA (#3.519) File, 64
- SPOOL DOCUMENT (#3.51) File, 64, 256
- Spool Management Menu, 90, 117
- Spooler Site Parameters, 15
- Spooler Site Parameters Edit Option, 15
- STANDARD TERMINOLOGY VERSION F (#4.009) File, 66
- Start/Halt Duplicate Search Option, 150
- STATE (#5) File, 60, 67, 86, 152
- STATUS (#15.01101,.02) Field, vi, 20
- STOP an active merge process Option, 150
- SUBJECT ORGANIZATION (#205.2)
  - Field, 8
- SUBJECT ORGANIZATION ID (#205.3)
  - Field, 8
- Subscriber Package Menu Option, 297
- SUBTYPE Field, 63
- Surrogate for which Users? Option, 169
- Symbols
  - Found in the Documentation, xxvi
- SYSTEM COMMAND OPTIONS Menu, 90, 134
- System Parameters, 4, 10
- System Security Menu, 90, 118
- Systems Manager Menu, 90, 94
- System-wide Variables, 296

## T

- Table of Contents, xx
- Tally STATUS and MERGE STATUS fields Option, 150
- Task Allocation Audit of PSDRPH Key Report Option, 141, 143
- Task Changes to DEA Prescribing Privileges Report Option, 141, 143
- TASK SYNC FLAG (#14.8) File, 59, 71
- TaskMan, 64, 70, 71, 78, 90, 295, 301, 305
- Taskman Management Menu, 90, 125
- TASKMAN MONITOR (#14.71) File, 59
- TaskMan site parameters, 15
- TASKMAN SITE PARAMETERS (#14.7)
  - File, 15, 59, 71, 243
- TASKMAN SNAPSHOT (#14.72) File, 59, 71, 250
- TASKS (#14.4) File, 59, 70
- Terminal Type, 5
- TERMINAL TYPE (#3.2) File, 59, 62, 63, 241, 299
- TERMINATE AUDIT (#19.5) Field, 6, 8, 9, 14
- TIMED READ (# OF SECONDS) (#51.1)
  - Field, 6
- TITLE (#3.1) File, 58, 62
- Toggle options/protocols on and off Option, 178
- Token, 294
- Toolkit
  - APIs, 270
  - Archiving, 268
  - Callable Entry Points, 270
  - Direct Mode Utilities, 287
  - Files, 57
  - Globals, 58
  - Internal Relations, 298
  - Menu Tree Diagrams, 90
  - Menu Tree Roots, 90
  - Namespace, 3
  - Purging, 268
  - Routines, 21
  - SACC Exemptions, 301
  - Software-Wide Variables, 299
- Translation
  - Globals, 304



Transport a Distribution Option, 159  
TYPE-AHEAD (#51.9) Field, 6

## U

UCI ASSOCIATION (#14.6) File, 15, 53, 59, 71, 250  
Unassign Editors Option, 174  
Unload a Distribution Option, 160  
Update Routine File Option, 159  
Update with current routines Option, 79  
URLs  
    Acronyms Intranet Website, 328  
    Adobe Website, xxix  
    Glossary Intranet Website, 328  
    Kernel Website, xxix  
    NUCC Home Page Web Address, 87  
    QuadraMed Home Page Web Address, 316  
    VHA Software Document Library (VDL) Website, xxix  
Use this Manual, How to, xxv  
User Alerts Count Report Option, 169  
USER CLASS (#201) File, 75  
User Management Menu, 90, 128, 200  
User PC build Edit Option, 233  
User PC build Print Option, 232  
User sign-on event Option, 139  
USER TO AUDIT (#19.3) Multiple Field, 8, 9, 14  
USER TO AUDIT (Multiple) Field, 15  
Utilities  
    %INDEX, 69  
    Direct Mode, 287  
Utilities Menu, 150, 160

## V

VA FileMan  
    File Protection, 318  
    Globals Exempt From Compatibility, 301  
VA FileMan File Protection, 318  
VA FileMan Management Menu, 298  
Validate IPv4 and IPv6 address Option, 153  
Variables  
    DR, 7  
    DT, 299

DTIME, 299  
DUZ, 299, 303  
DUZ("AG"), 299  
DUZ("AUTO"), 299  
DUZ("LANG"), 5, 299  
DUZ(0), 299, 303  
DUZ(2), 5, 299  
IO, 299  
IO(0), 299  
IOBS, 299  
IOF, 299  
IOM, 299  
ION, 299  
IOS, 299  
IOSL, 299  
IOST, 299  
IOST(0), 299  
IOT, 299  
IOXY, 299  
    Software-Wide, 299  
    System-wide, 296  
XQABTST, 300  
VAX/Alpha Performance Monitor (VPM)  
    Configuring, vi, 20  
Verify a Build Option, 160  
Verify Checksums in Transport Global Option, 158  
Verify Code, 6, 139, 196  
Verify Package Integrity Option, 160  
Verify Potential Duplicates Option, 151  
Verify Selected Potential Duplicate Pair Option, 151  
VERSION (Multiple) Field, 68  
VHA Directive 2012-003, Person Class Taxonomy, 322  
VHA Software Document Library (VDL) Website, xxix  
View Alerts Option, 171  
View Duplicate Record Entries Option, 151  
Virgin Installation, 86  
VOLUME SET (#14.5) File, 15, 52, 53, 59, 70  
VOLUME SET (#41) Multiple Field, 7, 9

## W

Web Pages

- Adobe Website, xxix
- NUCC Home Page Web Address, 87
- QuadraMed Home Page Web Address, 316
- VHA Software Document Library (VDL) Website, xxix
- Websites
  - Acronyms Intranet Website, 328
  - Glossary Intranet Website, 328
  - Kernel Website, xxix

## X

- XDR ADD POTENTIAL PATIENT DUP RPC, 290
- XDR ADD VERIFIED DUPS Option, 144
- XDR ANCILLARY REVIEW Option, 144
- XDR APPROVE FOR MERGE Option, 144
- XDR AUTO MERGE Option, 145
- XDR CHECK MERGE PROCESS STATUS Option, 145
- XDR CHECK PAIR Option, 145
- XDR DISPLAY SEARCH STATUS Option, 145
- XDR EDIT DUP RECORD STATUS Option, 146
- XDR EDIT DUP RESOLUTION FILE Option, 146
- XDR Files
  - MERGE PROCESS (#15.2), 149
- XDR FIND POTENTIAL DUPLICATES Option, 146
- XDR MAIN MENU Menu, 146
- XDR MANAGER UTILITIES Menu, 147
- XDR MERGE PROCESS (#15.2) File, 149
- XDR MERGE READY DUPLICATES Option, 148
- XDR MERGE SELECTED PAIR Option, 148
- XDR OPERATIONS MENU, 148
- XDR PRELIMINARY SCAN LIST Option, 148
- XDR PRELIMINARY SCAN Option, 148
- XDR PRINT LIST Option, 149
- XDR PURGE Option, 149
- XDR PURGE2 Option, 72, 149

- XDR RESTART MERGE PROCESS Option, 149
- XDR SCAN POSSIBLE DUPLICATES Option, 149
- XDR SEARCH ALL Option, 150
- XDR STOP MERGE PROCESS Option, 150
- XDR TALLY STATUS FIELDS Option, 150
- XDR UPD SUPPR EMAIL RPC, 290
- XDR UTILITIES MENU, 150
- XDR VALID CHECK Option, 151
- XDR VERIFY ALL Option, 151
- XDR VERIFY SELECTED PAIR Option, 151
- XDR VIEW DUPLICATE RECORD Option, 151
- XDRDADA Routine, 23
- XDRDADJ Routine, 24
- XDRDCNT Routine, 23
- XDRDCOMP Routine, 24
- XDRDFPD Routine, 24
- XDRDLIST Routine, 24
- XDRDMAIN Routine, 24
- XDRDOC Routine, 24
- XDRDOC1 Routine, 24
- XDRDOC2 Routine, 24
- XDRDPDTI Routine, 25
- XDRDPRGE Routine, 25
- XDRDQUE Routine, 25
- XDRDSCOR Routine, 25
- XDRDSTAT Routine, 25
- XDRDUP Routine, 25
- XDREMSG Routine, 26
- XDRHLP Routine, 26
- XDRMADD Routine, 26
- XDRMAIN Routine, 26
- XDRMAINI Routine, 26
- XDRMPACK Routine, 27
- XDRMRG Routine, 27
- XDRMRG1 Routine, 27
- XDRMSG Routine, 27
- XDRMVFY Routine, 27
- XDRPREI Routine, 27
- XDRU Routine, 28
- XGF Routine, 28

XGFDEMO Routine, 28  
 XGFDEMO1 Routine, 28  
 XGKB Routine, 28  
 XGKB1 Routine, 28  
 XGS Routine, 28  
 XGSA Routine, 28  
 XGSBOX Routine, 28  
 XGSETUP Routine, 28  
 XGSW Routine, 28  
 XINDX Routine, 28  
 XINDX1 Routine, 28  
 XINDX10 Routine, 28  
 XINDX11 Routine, 28  
 XINDX2 Routine, 28  
 XINDX3 Routine, 28  
 XINDX4 Routine, 28  
 XINDX5 Routine, 28  
 XINDX51 Routine, 28  
 XINDX52 Routine, 28  
 XINDX53 Routine, 28  
 XINDX6 Routine, 28  
 XINDX7 Routine, 28  
 XINDX8 Routine, 28  
 XINDX9 Routine, 28  
 XIP SYNCHRONIZE COUNTY Option,  
     152  
 XIP ZIP CODE LIST Option, 152  
 XIPMAILSERVER Option, 152  
 XIPSRVR Option, 152  
 XLFDT Routine, 29  
 XLFDT1 Routine, 29  
 XLFDT2 Routine, 29  
 XLFDT3 Routine, 29  
 XLFDT4 Routine, 29  
 XLFHYPHER Routine, 29  
 XLFIPV CONVERT Option, 153  
 XLFIPV FORCEIP4 Option, 153  
 XLFIPV FORCEIP6 Option, 153  
 XLFIPV IPV4 IPV6 MENU, 153  
 XLFIPV VALIDATE Option, 153  
 XLFIPV VERSION Option, 153  
 XLFLTR Routine, 29  
 XLFLTR1 Routine, 29  
 XLFMSMT Routine, 29  
 XLFMSMT2 Routine, 29  
 XLFMTH Routine, 29  
 XLFMTH1 Routine, 29  
 XLFSHAN Routine, 30  
 XLFSTR Routine, 30  
 XLFUTL Routine, 30  
 XPAR ALL ENTITIES Parameter, 10  
 XPAR EDIT BY TEMPLATE Option, 153  
 XPAR EDIT KEYWORD Option, 154  
 XPAR EDIT PARAMETER Option, 154  
 XPAR LIST BY ENTITY Option, 154  
 XPAR LIST BY PACKAGE Option, 154  
 XPAR LIST BY PARAM Option, 154  
 XPAR LIST BY TEMPLATE Option, 154  
 XPAR MENU TOOLS Menu, 154  
 XPAR MY NEW PARAM Parameter, 10  
 XPAR Routine, 30  
 XPAR TEST DATE/TIME Parameter, 10  
 XPAR TEST FREE TEXT Parameter, 10  
 XPAR TEST M CODE Parameter, 10  
 XPAR TEST ME Parameter, 10  
 XPAR TEST MULT FREE TEXT  
     Parameter, 10  
 XPAR TEST MULTIPLE Parameter, 11  
 XPAR TEST MULTIPTTR Parameter, 11  
 XPAR TEST NUMERIC Parameter, 11  
 XPAR TEST POINTER Parameter, 11  
 XPAR TEST PWP Parameter, 11  
 XPAR TEST SET OF CODES Parameter,  
     11  
 XPAR TEST WP Parameter, 11  
 XPAR TEST YES/NO Parameter, 11  
 XPAR1 Routine, 30  
 XPAR2 Routine, 30  
 XPAR3 Routine, 30  
 XPARDD Routine, 30  
 XPARDD1 Routine, 30  
 XPARDD2 Routine, 30  
 XPARDDAC Routine, 30  
 XPAREDIT Routine, 13, 30  
 XPAREDIT1 Routine, 30  
 XPAREDIT2 Routine, 30  
 XPAREDIT3 Routine, 30  
 XPARLIST Routine, 30  
 XPARTPV Routine, 30  
 XPARTPV1 Routine, 30  
 XPARY26 Routine, 30  
 XPD BACKUP Option, 155

XPD BUILD NAMESPACE Option, 155  
 XPD COMPARE TO SYSTEM Option, 155  
 XPD CONVERT PACKAGE Option, 156  
 XPD COPY BUILD Option, 156  
 XPD DISTRIBUTION MENU, 156  
 XPD DISTRIBUTION MENU Option, 156  
 XPD EDIT BUILD Option, 156  
 XPD EDIT INSTALL Option, 156  
 XPD INSTALL BUILD Option, 157  
 XPD INSTALLATION MENU Menu, 157  
 XPD LOAD DISTRIBUTION Option, 157  
 XPD MAIN Menu, 157  
 XPD PATCH HFS SERVER Parameter, 11  
 XPD PRINT BUILD Option, 158  
 XPD PRINT CHECKSUM Option, 158  
 XPD PRINT INSTALL FILE Option, 158  
 XPD PRINT INSTALL Option, 158  
 XPD PRINT PACKAGE PATCHES  
   Option, 158  
 XPD PURGE FILE Option, 158  
 XPD RESTART INSTALL Option, 158  
 XPD ROLLUP PATCHES Option, 159  
 XPD ROUTINE UPDATE Option, 159  
 XPD TRANSPORT PACKAGE Option,  
   159  
 XPD UNLOAD DISTRIBUTION Option,  
   160  
 XPD UTILITY Menu, 160  
 XPD VERIFY BUILD Option, 160  
 XPD VERIFY INTEGRITY Option, 160  
 XPDB1 Routine, 30  
 XPDCOM Routine, 30  
 XPDCOMF Routine, 30  
 XPDCOMG Routine, 30  
 XPDCOML Routine, 30  
 XPDCPU Routine, 30  
 XPDDCS Routine, 30  
 XPDDI Routine, 30  
 XPDDP Routine, 30  
 XPDDP1 Routine, 30  
 XPDDPCK Routine, 30  
 XPDE Routine, 30  
 XPDER Routine, 31  
 XPDET Routine, 31  
 XPDGCDEL Routine, 31  
 XPDH Routine, 31  
 XPDI Routine, 31  
 XPDI1 Routine, 31  
 XPDIA Routine, 31  
 XPDIA0 Routine, 31  
 XPDIA1 Routine, 31  
 XPDIA2 Routine, 31  
 XPDIA3 Routine, 31  
 XPDIB Routine, 31  
 XPDID Routine, 31  
 XPDIGP Routine, 31  
 XPDIJ Routine, 31  
 XPDIJ1 Routine, 31  
 XPDIK Routine, 31  
 XPDIL Routine, 31  
 XPDIL1 Routine, 31  
 XPDIN001 Routine, 31  
 XPDIN002 Routine, 31  
 XPDIN003 Routine, 31  
 XPDIN004 Routine, 31  
 XPDIN005 Routine, 31  
 XPDIN006 Routine, 31  
 XPDIN007 Routine, 31  
 XPDIN008 Routine, 31  
 XPDIN009 Routine, 31  
 XPDIN00A Routine, 31  
 XPDIN00B Routine, 31  
 XPDIN00C Routine, 31  
 XPDIN00D Routine, 31  
 XPDIN00E Routine, 31  
 XPDIN00F Routine, 32  
 XPDIN00G Routine, 32  
 XPDIN00H Routine, 32  
 XPDIN00I Routine, 32  
 XPDIN00J Routine, 32  
 XPDIN00K Routine, 32  
 XPDIN00L Routine, 32  
 XPDIN00M Routine, 32  
 XPDIN00N Routine, 32  
 XPDIN00O Routine, 32  
 XPDIN00P Routine, 32  
 XPDIN00Q Routine, 32  
 XPDIN00R Routine, 32  
 XPDIN00S Routine, 32  
 XPDIN00T Routine, 32  
 XPDINIT Routine, 32  
 XPDINIT1 Routine, 32

XPDINIT2 Routine, 32  
 XPDINIT3 Routine, 32  
 XPDINIT4 Routine, 32  
 XPDINIT5 Routine, 32  
 XPDIP Routine, 32  
 XPDIPM Routine, 32  
 XPDIQ Routine, 32  
 XPDIR Routine, 32  
 XPDIST Routine, 32  
 XPDIU Routine, 32  
 XPDKEY Routine, 32  
 XPDKRN Routine, 32  
 XPDMENU Routine, 32  
 XPDNTEG Routine, 32  
 XPDPINIT Routine, 32  
 XPDR Routine, 33  
 XPDRSUM Routine, 33  
 XPDT Routine, 33  
 XPDTA Routine, 33  
 XPDTA1 Routine, 33  
 XPDTA2 Routine, 33  
 XPDTC Routine, 33  
 XPDTP Routine, 33  
 XPDUTL Routine, 33  
 XPDUTL1 Routine, 33  
 XPDV Routine, 33  
 XQ LIST UNREFERENCED OPTIONS  
   Option, 161  
 XQ MENUMANAGER PROMPT  
   Parameter, 11  
 XQ Routine, 33  
 XQ UNREF'D OPTIONS Option, 161  
 XQ XUTL \$J NODES Option, 161  
 XQ1 Routine, 33  
 XQ11 Routine, 33  
 XQ12 Routine, 33, 139, 196  
 XQ2 Routine, 33  
 XQ21 Routine, 33  
 XQ3 Routine, 33  
 XQ31 Routine, 33  
 XQ32 Routine, 33  
 XQ33 Routine, 33  
 XQ4 Routine, 33  
 XQ41 Routine, 33  
 XQ5 Routine, 33  
 XQ55 Routine, 33  
 XQ55SPEC Routine, 33  
 XQ6 Routine, 33  
 XQ61 Routine, 33  
 XQ62 Routine, 33  
 XQ6A Routine, 33  
 XQ6B Routine, 33  
 XQ7 Routine, 33  
 XQ71 Routine, 33  
 XQ72 Routine, 34  
 XQ72A Routine, 34  
 XQ73 Routine, 34  
 XQ74 Routine, 34  
 XQ75 Routine, 34  
 XQ8 Routine, 34  
 XQ81 Routine, 34  
 XQ82 Routine, 34  
 XQ83 Routine, 34  
 XQ83A Routine, 34  
 XQ83D Routine, 34  
 XQ83R Routine, 34  
 XQ8A Routine, 34  
 XQ9 Routine, 34  
 XQ91 Routine, 34  
 XQ92 Routine, 34  
 XQ93 Routine, 34  
 XQA366PO Routine, 34  
 XQAB ACTUAL OPTION USAGE Option,  
   162  
 XQAB AUTO SEND Option, 163  
 XQAB ERR DATE/SITE/NUM/ROU/ERR  
   Option, 163  
 XQAB ERROR LOG SERVER Option,  
   140, 163  
 XQAB ERROR LOG XMIT Option, 140,  
   164  
 XQAB ERRORS LOGGED (#8991.5) File,  
   59, 80, 140  
 XQAB LIST LOW USAGE OPTS Option,  
   165  
 XQAB MENU Menu, 165  
 XQABELOG Routine, 34  
 XQABERR Routine, 34  
 XQABLIST Routine, 34  
 XQABLOAD Routine, 34  
 XQABTMP Routine, 34  
 XQABTST Variable, 300

XQAL ALERT LIST FROM DATE Option, 166  
 XQAL BACKUP REVIEWER Parameter, 12  
 XQAL CRITICAL ALERT COUNT Option, 166  
 XQAL GUI ALERTS Option, 167  
 XQAL GUI ALERTS RPC, 291  
 XQAL NO BACKUP REVIEWER Option, 168  
 XQAL PATIENT ALERT LIST Option, 168  
 XQAL REPORTS MENU Option, 169  
 XQAL SET BACKUP REVIEWER Option, 169  
 XQAL SURROGATE FOR WHICH USERS Option, 169  
 XQAL USER ALERTS COUNT Option, 169  
 XQAL VIEW ALERT TRACKING ENTRY Option, 171  
 XQAL173P Routine, 34  
 XQAL285P Routine, 34  
 XQALBUTL Routine, 34  
 XQALDATA Routine, 34  
 XQALDEL Routine, 34  
 XQAL-DELETE Security Key, 171  
 XQALDOIT Routine, 34  
 XQALERT BY USER DELETE Option, 171  
 XQALERT DELETE OLD Option, 171  
 XQALERT MAKE Option, 171  
 XQALERT MGR Menu, 172  
 XQALERT Option, 171  
 XQALERT Routine, 34  
 XQALERT SURROGATE SET/REMOVE Option, 172  
 XQALERT1 Routine, 34  
 XQALFWD Routine, 34  
 XQALGUI Routine, 35  
 XQALMAKE Routine, 35  
 XQALSET Routine, 35  
 XQALSET1 Routine, 35  
 XQALSUR1 Routine, 35  
 XQALSUR2 Routine, 35  
 XQALSURO Routine, 35  
 XQARPRT1 Routine, 35  
 XQARPRT2 Routine, 35  
 XQBUILDMAIN Menu, 173  
 XQBUILDTREE Option, 173  
 XQBUILDTREEQUE Option, 173  
 XQBUILDUSER Option, 173  
 XQCHK Routine, 35  
 XQCHK1 Routine, 35  
 XQCHK2 Routine, 35  
 XQCHK3 Routine, 35  
 XQCOPYOP Option, 174  
 XQCS Routine, 35  
 XQDATE Routine, 35  
 XQDIAGMENU Menu, 174  
 XQDISPLAY OPTIONS Menu, 174  
 XQDISPLAY OPTIONS Option, 90  
 XQH Routine, 35  
 XQH0 Routine, 35  
 XQH1 Routine, 35  
 XQH2 Routine, 35  
 XQH3 Routine, 35  
 XQH4 Routine, 35  
 XQH5 Routine, 35  
 XQHELP-ASSIGN Option, 174  
 XQHELP-DEASSIGN Option, 174  
 XQHELP-DISPLAY Option, 175  
 XQHELPPFIX Option, 175  
 XQHELP-LIST Option, 175  
 XQHELP-MENU, 175  
 XQHELP-UPDATE Option, 175  
 XQHELP-XREF Option, 175  
 XQHLP Routine, 35  
 XQKEY Routine, 35  
 XQKEYALTODEL Option, 176  
 XQKEYDEL Option, 176  
 XQKEYRDEL Option, 176  
 XQKICKMICRO Option, 176  
 XQLISTKEY Option, 177  
 XQLOCK Routine, 35  
 XQLOCK1 Option, 177  
 XQLOCK1 Routine, 35  
 XQLOCK2 Option, 177  
 XQOO Routine, 35  
 XQOO1 Routine, 35  
 XQOO2 Routine, 35  
 XQOO3 Routine, 35

XQOOFF Option, 177  
XQOON M Menu, 177  
XQOONMAKE Option, 177  
XQOON Option, 177  
XQOOREDO Option, 177  
XQOOSHOFIL Option, 178  
XQOOSHOPRO Option, 178  
XQOOSHOW Option, 178  
XQOOTOG Option, 178  
XQOPACCESS Option, 178  
XQOPED Option, 178  
XQOPED Routine, 35  
XQOPTFIX Option, 178  
XQOR Routine, 35  
XQOR1 Routine, 35  
XQOR2 Routine, 36  
XQOR3 Routine, 36  
XQOR4 Routine, 36  
XQORD Routine, 36  
XQORD1 Routine, 36  
XQORD101 Routine, 36  
XQORDD1 Routine, 36  
XQORM Routine, 36  
XQORM1 Routine, 36  
XQORM2 Routine, 36  
XQORM3 Routine, 36  
XQORM4 Routine, 36  
XQORM5 Routine, 36  
XQORMX Routine, 36  
XQORO Routine, 36  
XQOROP Routine, 36  
XQORPHANOPTIONS Menu, 179  
XQP46INI Routine, 36  
XQP50 Routine, 36  
XQRESTRICT Option, 179  
XQRIGHTNOW Option, 179  
XQSCHK Option, 140, 179  
XQSET Routine, 36  
XQSHOKEY Option, 179  
XQSMD ADD Option, 179  
XQSMD BUILD MENU Option, 180  
XQSMD BY OPTION Option, 180  
XQSMD BY USER Option, 180  
XQSMD COPY USER Option, 180  
XQSMD EDIT OPTIONS Option, 180  
XQSMD LIMITED FM OPTIONS Option,  
180  
XQSMD MGR Menu, 181  
XQSMD Routine, 36  
XQSMD1 Routine, 36  
XQSMD2 Routine, 36  
XQSMD21 Routine, 36  
XQSMD3 Routine, 36  
XQSMD31 Routine, 36  
XQSMD4 Routine, 36  
XQSMD5 Routine, 36  
XQSMD6 Routine, 36  
XQSMDCPY Routine, 36  
XQSMDFM Routine, 36  
XQSMDP Routine, 36  
XQSPING Option, 140  
XQSRV Routine, 36  
XQSRV1 Routine, 36  
XQSRV2 Routine, 37  
XQSRV3 Routine, 37  
XQSRV4 Routine, 37  
XQSRV5 Routine, 37  
XQSTCK Routine, 37  
XQT Routine, 37  
XQT1 Routine, 37  
XQT2 Routine, 37  
XQT3 Routine, 37  
XQT4 Routine, 37  
XQT5 Routine, 37  
XQTOC Routine, 37  
XQUIT Routine, 37  
XQUSR Routine, 37  
XQUTL Routine, 37  
XTEDTVXD Routine, 38  
XTER Routine, 38  
XTER1 Routine, 38  
XTER1A Routine, 38  
XTER1A1 Routine, 38  
XTER1B Routine, 38  
XTER2 Routine, 38  
XTERPUR Routine, 38  
XTERSUM Routine, 38  
XTERSUM1 Routine, 38  
XTERSUM3 Routine, 38  
XTERSUM4 Routine, 38  
XTFC1 Routine, 38

XTFCE Routine, 38  
 XTFCE1 Routine, 38  
 XTHC Routine, 38  
 XTHC10 Routine, 38  
 XTHC10A Routine, 38  
 XTHCDEM Routine, 38  
 XTHCURL Routine, 38  
 XTHCUTL Routine, 38  
 XTID Routine, 38  
 XTID1 Routine, 38  
 XTIDCTX Routine, 38  
 XTIDSET Routine, 38  
 XTIDTBL Routine, 38  
 XTIDTERM Routine, 39  
 XTIDTRM Routine, 39  
 XT-KERMIT MENU, 140  
 XT-KERMIT SPOOL DL Option, 140  
 XTLATSET Routine, 39  
 XTLKMODPARS Option, vi, 16  
 XTLKZMGR Security Key, 261  
 XTMP Global, 156  
 XTPMKPCF Routine, 39  
 XTPMKPP Routine, 39  
 XTPMKPTC Routine, 39  
 XTPMNEX7 Routine, 39  
 XTPMSTA2 Routine, 39  
 XTPOST Routine, 39  
 XTRCMP Routine, 39  
 XTRMON Routine, 39  
 XTRUTL Routine, 39  
 XTRUTL1 Routine, 39  
 XTRUTL2 Routine, 39  
 XTSUMBLD Routine, 39  
 XTSUMCK Routine, 39  
 XTSUMCK1 Routine, 39  
 XTV GLOBAL CHANGES (#8991.2) File,  
     58, 79  
 XTV ROUTINE CHANGES (#8991) File,  
     58, 79  
 XTV VERIFICATION PACKAGE  
     (#8991.19) File, 58, 79  
 XTVNUM Routine, 39  
 XTVR COMPARE Option, 79  
 XTVR UPDATE Option, 79  
 XU EPC EDIT RPC, 291  
 XU EPCS DISUSER EXP DATE Option,  
     141  
 XU EPCS DISUSER PRIVS Option, 141,  
     142  
 XU EPCS DISUSER XDATE EXPIRES  
     Option, 141, 142  
 XU EPCS EDIT DEA# AND XDATE  
     Option, 141  
 XU EPCS EXP DATE Option, 141  
 XU EPCS LOGICAL ACCESS Option,  
     141, 143  
 XU EPCS PRINT EDIT AUDIT Option,  
     141, 142  
 XU EPCS PRIVS Option, 141, 142  
 XU EPCS PSDRPH AUDIT Option, 141,  
     143  
 XU EPCS PSDRPH KEY Option, 141, 143  
 XU EPCS PSDRPH Option, 141, 142  
 XU EPCS SET PARMS Option, 141, 142  
 XU EPCS UTILITY FUNCTIONS Menu,  
     141  
 XU EPCS XDATE EXPIRES Option, 141,  
     142  
 XU IP RELEASE Option, 6  
 XU SITE LOCKOUT Option, 6  
 XU USER SIGN-ON Option, 139  
 XU USER START-UP Option, 139  
 XU USER TERMINATE Option, 139  
 XU522 Parameter, 12  
 XU594 Parameter, 12  
 XU645 Parameter, 12  
 XU8P377 Routine, 41  
 XU8P377D Routine, 41  
 XUA4A7 Routine, 43  
 XUA4A71 Routine, 43  
 XUA4A72 Routine, 43  
 XUA4A73 Routine, 43  
 XUADD Security Key, 235  
 XUAF4 Routine, 43  
 XUAPURGE Routine, 43  
 XUAUDIT Option, 14  
 XUAUDITING Security Key, 298  
 XUBA Routine, 43  
 XUCERT Routine, 44  
 XUCERT1 Routine, 44  
 XUCIDTM Routine, 22, 44



XUCIGTM Routine, 44  
XUCIMSM Routine, 22, 44  
XUCIMSQ Routine, 22, 44  
XUCIONT Routine, 44  
XUCIVXD Routine, 22, 44  
XUCM TASK NIT, vi, 20  
XUCM TASK VPM, vi, 20  
XUCOMMAND Menu, 90, 134  
XUCORE Menu, 90, 94  
XUEDIT CHARACTERISTICS Parameter, 9  
XUEDITOPT Option, 33, 72  
XUEPCS DATA (#8991.6) File, 80, 143, 187  
XUEPCS PSDRPH AUDIT (#8991.7) File, 80, 143, 189  
XUEPCS REPORT DEVICE parameter, 188, 189  
XUEPCS REPORT DEVICE Parameter, 12  
XUEPCSED Routine, 45  
XUEPCSEDIT Security Key, 142, 186, 190  
XUEPCSRT Routine, 45  
XUERTRAP Option, 38  
XUESSO1 Routine, 45  
XUESSO2 Routine, 45  
XUESSO3 Routine, 45  
XUESSO4 Routine, 45  
XUEXISTING USER Parameter, 9  
XUFILE Routine, 45  
XUFILE0 Routine, 45  
XUFILE1 Routine, 45  
XUFILE3 Routine, 45  
XUFILEGRAM Security Key, 298  
XUGET Routine, 45  
XUINCON Routine, 46  
XUINEACH Routine, 46  
XUINEND Routine, 46  
XUINENV Routine, 46  
XUINOK Routine, 46  
XUINPCH Routine, 46  
XUINPCH2 Routine, 46  
XUINPCH3 Routine, 46  
XUINPCH4 Routine, 46  
XUINPRE Routine, 46  
XUINPRE1 Routine, 46  
XUINTSK Routine, 46  
XUINTSK1 Routine, 46  
XUINTSK2 Routine, 46  
XUMAIN Menu, 72, 90, 97  
XUMF INSTITUTION Security Key, 219, 220, 221  
XUMF Routine, 46  
XUMF0 Routine, 46  
XUMF04 Routine, 46  
XUMF04H Routine, 46  
XUMF04P Routine, 46  
XUMF04Q Routine, 46  
XUMF1H Routine, 46  
XUMF4 Routine, 47  
XUMF4H Routine, 47  
XUMF4L0 Routine, 47  
XUMF4L1 Routine, 47  
XUMF4L2 Routine, 47  
XUMF5AT Routine, 47  
XUMF5AU Routine, 47  
XUMF5BYT Routine, 47  
XUMGR Security Key, 193, 227, 235, 298  
XUNEW USER Parameter, 10  
XUP Routine, 48  
XUPARAM Routine, 48  
XUPCF Routine, 48  
XU-PERSON CLASS EDIT Option, 200  
XU-PING-SERVER Option, 140  
XUPROD Routine, 49  
XUPROG Menu, 90, 107  
XUPROG Security Key, 298  
XUPROGMODE Security Key, 173, 224, 225, 257, 298  
XUPS PERSONQUERY RPC, 291  
XUREACT USER Parameter, 10  
XUS ALLKEYS RPC, 291  
XUS AV CODE RPC, 292  
XUS AV HELP RPC, 292  
XUS CCOW VAULT PARAM Parameter, 13  
XUS CCOW VAULT PARAM RPC, 292  
XUS CVC RPC, 292  
XUS DIVISION GET RPC, 292  
XUS DIVISION SET RPC, 292  
XUS GET CCOW TOKEN RPC, 292  
XUS GET TOKEN RPC, 292  
XUS GET USER INFO RPC, 292

XUS GET VARIABLE VALUE RPC, 294  
XUS GET VISITOR RPC, 293  
XUS INTRO MSG RPC, 293  
XUS KEY CHECK RPC, 293  
XUS PKI GET UPN RPC, 293  
XUS PKI SET UPN RPC, 293  
XUS Routine, 49  
XUS SEND KEYS RPC, 294  
XUS SET VISITOR RPC, 294  
XUS SIGNON SETUP RPC, 294  
XUS1 Routine, 49  
XUS11 Routine, 49  
XUS1A Routine, 49, 139  
XUS2 Routine, 49  
XUS3 Routine, 50  
XUS3A Routine, 50  
XUS4 Routine, 50  
XUS5 Routine, 50  
XUS6 Routine, 50  
XUS9 Routine, 50  
XUS91 Routine, 50  
XUSAML Routine, 50  
XUSBSE1 Routine, 55  
XUSBSE2 Routine, 55  
XUSBSEUT Routine, 55  
XUSC1 DEBUG Parameter, 13  
XUSCLEAN Routine, 50  
XUSCREENMAN Security Key, 298  
XUSER COMPUTER ACCOUNT  
    Parameter, 10  
XUSER Menu, 90, 128, 200  
XUSER PC BUILD EDIT Option, 233  
XUSER PC BUILD Option, 232  
XUSER Routine, 50  
XUSERBLK Routine, 50  
XUSEREDIT Option, 9, 89  
XUSEREDITSELF Option, 9  
XUSERNEW Option, 10, 89  
XUSERNEW Routine, 50  
XUSERP Routine, 139  
XUSERREACT Option, 10, 89  
XUSESIG Routine, 50  
XUSG Routine, 50  
XUSG1 Routine, 50  
XUSHSH Routine, 50  
XUSHSHP Routine, 50  
XUSITEMGR Menu, 90, 102  
XUSITEPARM Option, 14, 15  
XUSMGR Routine, 51  
XUSNPI QUALIFIED IDENTIFIER  
    Parameter, 13  
XU-SPL-MGR Menu, 90, 117  
XU-SPL-PURGE Option, 7, 15  
XU-SPL-SITE Option, 15  
XUSPURGE Routine, 51  
XUSPY Menu, 90, 118  
XUSRA Routine, 51  
XUSRB Routine, 55  
XUSSPKI SAN Bulletin, 314  
XUSTAT Routine, 52  
XUSTAT1 Routine, 52  
XUSTAT2 Routine, 52  
XUSTERM Routine, 52, 139  
XUSTERM1 Routine, 52  
XUSTERM2 Routine, 52  
XUSTZ Routine, 52  
XUS-XUP SET ERROR TRAP Parameter,  
    13  
XUS-XUP VPE Parameter, 13  
XUTIO Menu, 90, 95  
XUTM MGR Menu, 90, 125  
XUTM QCLEAN Option, 70  
XUTM SCHEDULE Option, vi, 20, 90, 192,  
    248, 263  
XUTMD Routine, 52  
XUTMD1 Routine, 52  
XUTMDEVQ Routine, 52  
XUTMDQ Routine, 52  
XUTMDQ1 Routine, 52  
XUTMG145 Routine, 52  
XUTMG146 Routine, 53  
XUTMG14P Routine, 53  
XUTMG19 Routine, 53  
XUTMG43 Routine, 53  
XUTMK Routine, 53  
XUTMKE Routine, 53  
XUTMKE1 Routine, 53  
XUTMKE2 Routine, 53  
XUTMONH Routine, 53  
XUTMONH1 Routine, 53  
XUTMONH2 Routine, 53  
XUTMOPT Routine, 53

XUTMQ Routine, 53  
XUTMQ0 Routine, 53  
XUTMQ1 Routine, 53  
XUTMQ2 Routine, 53  
XUTMQ3 Routine, 53  
XUTMQH Routine, 53  
XUTMR Routine, 53  
XUTMR1 Routine, 53  
XUTMRJD Routine, 53  
XUTMRJD1 Routine, 53  
XUTMSYNC Routine, 53  
XUTMT Routine, 53  
XUTMTA Routine, 53  
XUTMTAL Routine, 53  
XUTMTD Routine, 53  
XUTMTDL Routine, 54  
XUTMTED Routine, 54  
XUTMTEIO Routine, 54  
XUTMTEP Routine, 54  
XUTMTES Routine, 54  
XUTMTL Routine, 54  
XUTMTLD Routine, 54  
XUTMTLU Routine, 54  
XUTMTP Routine, 54  
XUTMTP0 Routine, 54  
XUTMTP1 Routine, 54  
XUTMTPD Routine, 54  
XUTMTPU Routine, 54  
XUTMTR1 Routine, 54  
XUTMTR2 Routine, 54  
XUTMTR3 Routine, 54  
XUTMTR4 Routine, 54  
XUTMTS Routine, 54  
XUTMTU Routine, 54  
XUTMTUL Routine, 54  
XUTMTZ Routine, 54  
XUTMTZ1 Routine, 54  
XUTMTZ2 Routine, 54  
XUTMTZ3 Routine, 54  
XUTMUSE Routine, 54  
XUTMUSE1 Routine, 54  
XUTMUSE2 Routine, 54  
XUTMUSE3 Routine, 54  
XUTMUTL Routine, 54  
XUUSERACC Option, 90

XUUSERDISP Option, 37  
XUVERIFY Routine, 54  
XUWORKDY Routine, 54  
XVIRENV Routine, 55  
XVIRPOST Routine, 55

## Z

ZIP Code List Option, 152  
ZIS4VXD Routine, 22  
ZISEDIT Routine, 55  
ZISEDTM Routine, 22  
ZISETMSM Routine, 22  
ZISETVXD Routine, 22  
ZISFMSM Routine, 22  
ZISFVXD Routine, 22  
ZISHMSM Routine, 22  
ZISHVXD Routine, 22  
ZISPL Routine, 55  
ZISPL1 Routine, 55  
ZISPL2 Routine, 55  
ZISX Routine, 22, 55  
ZOSFMSM Routine, 22  
ZOSFVXD Routine, 22  
ZOSV2VXD Routine, 22  
ZOSVMSM Routine, 23  
ZOSVVXD Routine, 23  
ZTBKCDTM Routine, 23  
ZTBKCMSM Routine, 23  
ZTBKCVXD Routine, 23  
ZTMB Routine, 23, 55  
ZTMCHK Routine, 23, 55  
ZTMCHK1 Routine, 23, 55  
ZTMDCL Routine, 23  
ZTMGRSET Routine, 23  
ZTMKU Routine, 23, 55  
ZTMON Routine, 23, 55  
ZTMON1 Routine, 23, 55  
ZTMQUEUEABLE OPTIONS Menu, 90,  
133  
ZU, 295  
ZUA Routine, 23, 55  
ZUMSM Routine, 55  
ZUVXD Routine, 55

