

Version Description Document
VistA Scheduling Enhancements (VSE)

VistA GUI v2.0.0.14
SD*5.3*672



January 2018
Version 3.0

Department of Veterans Affairs

Document Revision History

Date	Document Version	Description	VDD Author / Team Role	VA Group or Contract Company
1/9/2018	3.0	Updates for Release 1.4	VSE PMO	VSE PMO
11/03/2017	2.0	Updates for Release 1.3.2	VSE PMO	VSE PMO
8/4/2017	1.0	Initial Baseline	VSE PMO	VSE PMO

VIP Template v1.8 – April 2016

VA requires the Version Description Document (VDD) to identify, maintain, enhance, and recreate the product (IT asset) throughout its lifecycle. The VDD reinforces strong risk management practices and helps protect VA from loss of the product (IT asset), which is especially important with a regular rotation of personnel and contractors.

The VDD is a mandated document that will be verified prior to Release.

The VDD is the authoritative inventory and roadmap of all Configuration Items that make up the deployable product/system. Configuration Items include source code files, builds/packaging, tools, baselines, locations, and associated product files. The VDD is itself a Configuration Item maintained under change control in the Technical Reference Model (TRM)-approved configuration management system, which is part of the VA Federated Configuration Management Data Base (CMDB).

Project Managers and Configuration Managers use the VDD template as a tool for managing Configuration Items and baselines associated with the deployable product. It is the responsibility of the Project Manager to ensure the processes are followed within the product build process (ProPath, Product Build: BLD-1 Develop Product Component). The expectation is that the VDD is controlled just as a source file with having one VDD per Product that has many versions being managed within the Software Configuration Management (SCCM) repository following baseline processes. The IT Configuration Managers (or IT Architect/Development Lead) ensure that creation and modification of the Products VDD is integrated with any parallel activities being performed on the said product. The Configuration Manager creates/updates the VDD each time the deliverable (file set) leaves the development environment, such as for testing or deployment. The VDD is the representation and result of the Software Configuration Management Procedures being followed. The Product Procedures along with work instruction are to be created and maintained by the Information Technology (IT) Configuration Managers (or IT Architect/Development Lead). For product procedure information, refer to the Software Configuration Management Procedures Template (ProPath, Project Planning: PRP 3.7). The Project Manager is responsible for ensuring the Configuration Manager maintains versions of the VDD and deliverables (files) in the TRM-approved configuration management system.

Table of Contents

General Configuration Management (CM) Information	1
Configuration Management (CM) Tools	1
Configuration Management of Documents	1
Rational Change and Configuration Management (CCM) Documents	1
Configuration Management Development Files (Ex. Source, JSP, Configuration, and Build Files).....	2
Rational Change and Configuration Management (CCM) Repository (Formerly RTC)	2
Baseline and Component	2
Build Information	2
CCM/RTC Build Definition	2
Build Label or Number	3
Build and Packaging.....	3
Build Logs	3
Change Tracking.....	3
Rational Change and Configuration Management (CCM) Repository (Formerly RTC)	3
Known Issues.....	<u>45</u>
Release (Deployment) Information	<u>45</u>

General Configuration Management (CM) Information

Deliverable (Product) Name	Configuration Manager	VDD Package Name	Project / Delivery Team
VSE VistA Scheduling	Shawn Hinrichs & Mike Reese	SD*5.3*672	VSE/HPE
VSE GUI	Shawn Hinrichs & Mike Reese	VA VistA Scheduling GUI 2.0.0.14	VSE/HPE

Configuration Management (CM) Tools

CM Tools	CM Tool Location	Tool Onsite/ Offsite	CM Tool Access Point of Contact	Access Information (Forms or other access requirements)
Rational Change and Configuration Management (CCM)	Hines Data Center	Onsite	VA Rational Tools Team	http://vaww.oed.portal.va.gov/communities/OSCTM/toolsmgmt/Rational%20Tools/Pages/SR.aspx

Configuration Management of Documents

Rational Change and Configuration Management (CCM) Documents

The CCM/Rational Team Concert (RTC) location for the documents and CCM/RTC explanation for the information.

CCM/RTC Information	Explanation
CCM URL	https://clm.rational.oit.va.gov/ccm
CCM Project Area	Scheduling (Legacy)
CCM Team Area	VistA Scheduling Enhancements (VSE) (CM)
CCM Stream	ConDEV1
Baseline ID	Build 2
Components	VSE Project Documentation
Directory Path	Source Control > Streams > VADEV3> VSE Project Documentation
Documents Included In the Baseline	VSE_Version_Description_Doucment_R1.4

Configuration Management Development Files (Ex. Source, JSP, Configuration, and Build Files)

Rational Change and Configuration Management (CCM) Repository (Formerly RTC)

The CCM/RTC location for the development files (source) and CCM/RTC explanation for the information.

CCM/RTC Information	Explanation
CCM URL	https://clm.rational.oit.va.gov/ccm
CCM Project Area	Scheduling (Legacy)
CCM Team Area	VSE (CM)
Stream	VADEV1

Baseline and Component

Where a set of artifacts are identified as baselined, grouped, and managed.

Name	Description
VistA Scheduling (VS) Graphical User Interface (GUI)	VA VistA Scheduling GUI_T 2.0.0.14
VistA Patch	SD*5.3*672

Build Information

General build information that results from the build process.

Name	Description
Build Output	VS GUI: VistASchedulingGUIInstaller_P.msi M Patch: SD*5.3*672
Build Output Directory	VS GUI: RTC/Source_Control/Streams/VADEV1 M Patch: FORUM
Target Deployment Location	\\vaisalabnas1.vha.med.va.gov\FieldUpload\211_VistaGUI_P_2_0_0_14P

CCM/RTC Build Definition

The name of the build definition, which controls what is built and how it is built.

Name	Description
N/A	N/A

Build Label or Number

The identifier for the derived object or package that was produced for deployment and/or install.

Name	Description
VA VistA Scheduling SD*5.3*672	VistA Patch SD*5.3*672
VA VSE GUI_P 2.0.0.14	GUI version 2.0.0.14

Build and Packaging

Build Logs

VSE VA VistA Scheduling GUI_P Build Document
--

Change Tracking

Change Tracking Tool	Change Tracking Tool Location	Tool Onsite/ Offsite	Change Tracking Tool Access / POC	Access Information (Forms or other access requirements)
Rational CCM	Hines Data Center	Onsite	VA RTC Team	http://vawww.oed.portal.va.gov/communities/OSCTM/toolsmgmt/Rational%20Tools/Pages/SR.aspx

Rational Change and Configuration Management (CCM) Repository (Formerly RTC)

Location	Terms
CCM URL	https://clm.rational.oit.va.gov/ccm
CCM Project Area	Scheduling (Legacy)
CCM Team Area	VSE (CM)

The following 'Defects' have been resolved and are in Problem-Fixed in CA SDM

Defect Work Item ID	Summary

Incident #	Summary
I10959194FY17	Clinic Group would not display for second patient without searching for a different clinic group first.
I11259063FY17	Unable to disposition Wait List from RM Grid.
I12362398FY17	Scheduling Grid continues to display OVERBOOK capability (TEAL color) when a FULL DAY cancelation has been entered.
I12487403FY17	An Unhandled Exception occurs in VS GUI when attempting to use drag and drop for a consult appointment.
I12529073FY17	In VS GUI, Slots in the Grid and the Available Slot Numbers Change Depending on Where I Clicked on the Grid.
I12602010FY17	Patient with a Date of Death can add a new Appointment Request.
I12748395FY17	Cancel by clinic in VS GUI allows the CID/Preferred date to be changed.
I12871937FY17	VS GUI Audit Report has conflicting counts when displaying by user vs displaying ALL users.
I13212697FY17	Appointments scheduled in VS GUI with past date do not display in CPRS coversheet.
I13233499FY17	Issue in VS GUI when selecting 'Follow-up Needed' when checking out an appointment.
R14380532FY17	SDRR CLINIC LETTER REPORT option will not run properly due to bad data.

Known Issues

All known issues for this release are documented using the CA SDM tool. Tickets generated and that remain open will be addressed as part of the ongoing Post Warranty Sustainment effort. Known issues are documented as Open items on the latest ticket list [here](#).

Release (Deployment) Information

Release Identification	Release Package POC Name	Release Package POC Email
VS GUI 2.0.0.14	Yoojin Lee	Yoojin.Lee@va.gov

Release Package (Component) Identified	Release Package Description	Release Package Delivery Method	Release Package Location Identified
1. VistA Scheduling GUI Application v2.0.0.14 2. Patch SD*5.3*672	VS GUI Application v2.0.0.14 with supporting Patch	VS GUI: SCCM Push Patch SD*5.3*672: KIDS Install	VS GUI: SCCM Patch SD*5.3*672: FORUM.VA.GOV

Testing Details

The 1.4 release test cycle was an expedited testing cycle. While it included a Software Quality Assurance (SQA), Initial Operating Capabilities (IOC) pre-production and IOC production testing phases the time periods for each phase were shortened. There were 2 IOC sites utilized for this IOC testing cycle, both of which completed all required scripts and concurred with

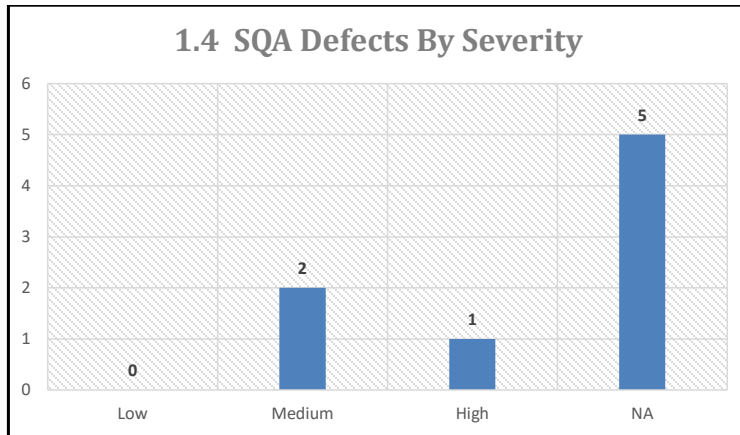
moving forward with the national release of the functionality and defect fixes contained in this release.

On the VSE project, defects are managed differently per testing cycle phase. During the SQA and IOC pre-production phase, the issues that are found are manually managed in the projects defect log. During the IOC production phase the issues are captured and once adjudicated by the OVAC team they are placed into CA SDM database.

Below are the defect results of each testing phase for the 1.4 release.

SQA Phase Results

There were 3 unresolved defects identified during the SQA testing phase: 0 with a high severity, 2 with a medium severity, 1 with a low severity, and ~~3~~5 which were not adjudicated (NA).



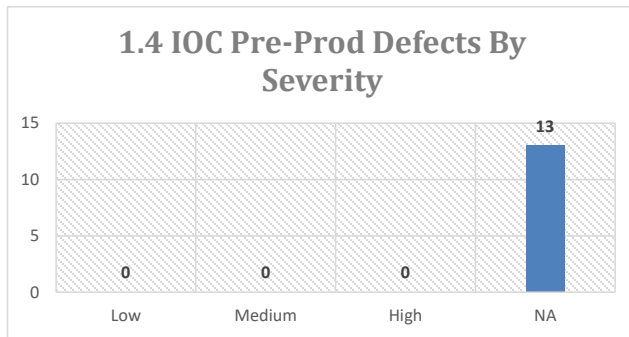
Below is the list of the 8 unresolved defects from the SQA test phase:

Defect Work Item #	Description
SQA VSE 1.4 615846	Provider Schedules information does not match Schedules information and the calendar that is being displayed.
SQA VSE 1.4 615847	Message doesn't make sense to what is happening on the screen.
SQA VSE 1.4 615841	Clicking and dragging appointments between multiple length clinics.
SQA VSE 1.4 615847	Message doesn't make sense to what is happening on the screen.
SQA VSE 1.4 615849	Clinic Group displayed but name isn't shown in the area under where the calendar is displayed.
SQA VSE 1.4 616647	When clicking and dragging a Sensitive patient the patient is put in context even when the user doesn't click Continue. Click X or outside the box and the sensitive patient is brought into context.

Defect Work Item #	Description
SQA VSE 1.4 616728	Appointment not going to the correct time in the clinic with click and drag.
SQA VSE 1.4 616815	Test case 14 Failure Appointments are in Pending Appointments but not in CPRS.

IOC Pre-Production Phase Results

There were 13 unresolved defects identified during the IOC pre-production testing phase: 0~~XX~~ with a high severity, 0~~XX~~ low with a high-low severity, and ~~XX~~-13 which were not adjudicated (NA).



Below is the list of the 13 unresolved defects from the IOC pre-production testing phase:

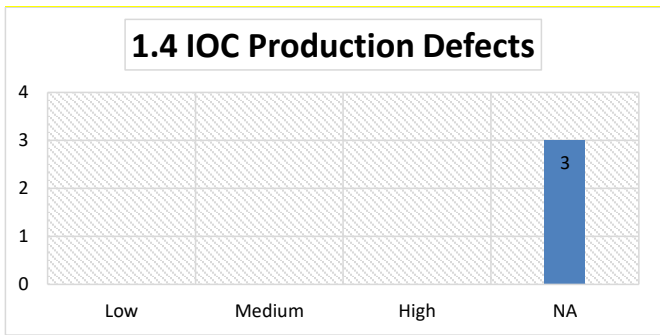
Defect Work Item #	Description
VSE1.4-IOC-49.1	While executing TC 49.1 – Overbooking was allowed when it should have been revoked.
VSE1.4-IOC-50.1	While executing TC 50.1 – Overbooking was allowed when it should have been revoked.
VSE1.4-IOC-51.1	While executing TC 51.1 – Overbooking was allowed when it should have been revoked.
VSE1.4-IOC-52.1	While executing TC 52.1 – Overbooking was allowed when it should have been revoked.
VSE1.4-IOC-53.1	While executing TC 53.1 – Overbooking was allowed when it should have been revoked.
VSE1.4-IOC-61.3	When executing TC# 61.3 – expected result for scheduling appt within clinic time but prior to clinic availability is ‘THAT TIME IS NOT WITHIN SCHEDULED PERIOD!...OK?’ – The result that I got was ‘OVERBOOK?...OK?’

Defect Work Item #	Description
VSE1.4-IOC-61.2	When executing TC# 61.2/step 3 – Sensitive dialog box does not appear when trying to move sensitive patient appointment to a different time.
VSE1.4-IOC-62.5	When executing TC# 62.5/step 5 –Expected dialog when scheduling in clinic group mode is different that what is expected – Saying ‘Overbook... ok?’ vice ‘that time is not within scheduled period-ok?’
VSE1.4-IOC-62.6	When executing TC# 62.6/step 5 –Expected dialog when scheduling in clinic group mode is different that what is expected – Saying ‘Overbook... ok?’ vice ‘that time is not within scheduled period-ok?’
VSE1.4-IOC-62.7	When executing TC# 62.7/step 4 –Expected dialog when scheduling in clinic group mode is different that what is expected – Saying ‘Overbook... ok?’ vice ‘that time is not within scheduled period-ok?’
VSE1.4-IOC-62.8	When executing TC# 62.8/step 4 –Expected dialog when scheduling in clinic group mode is different that what is expected – Saying ‘Overbook... ok?’ vice ‘that time is not within scheduled period-ok?’
VSE1.4-IOC-62.9	When executing TC# 62.9/step 4 –Expected dialog when scheduling in clinic group mode is different that what is expected – Saying ‘Overbook... ok?’ vice ‘that time is not within scheduled period-ok?’
VSE1.4-IOC-63.1	When executing TC# 63.1 Expected result: “Appointment is moved to the first clinic in the Providers Schedule at the correct time even if that time is before the clinic allows appointments” Actual result: Appointment was made to the slot that I selected and not the first slot of the day.

IOC Production Phase Results

There were ~~XX~~3 unresolved defects identified during the IOC production testing phase. ~~XX~~ with a medium severity, ~~XX~~ a low severity and all ~~XX~~3 of ~~XX~~ which were not adjudicated (NA).

Commented [A1]: 3Should this be “X” or a number?
Commented [A2]: This should be a number.



Below is the list of the 3 unresolved defects from the IOC production testing phase:

Commented [A3]: This should be a number.

Defect Work Item #	Description
VSE1.4-IOC-6.1	While executing TC# 6.1 - The script failed due to the instructions. VS functionality is not a problem.
VSE1.4-IOC-8.1	While executing TC# 8.1 – Expected Result: Confirm that the Add an Appointment is grayed out. Validate that the Scheduling Grid shows teal with hashmarks indicating cancelled availability from the start of the clinic to midnight. There should not be any plain teal indicating overbook is possible in the late evening hours. Actual Result: There are no hash marks after 6pm but I get a pop up saying CAN’T BOOK WITHIN CANCELLED TIME PERIOD!
VSE1.4-IOC-13.1	While executing TC# 13.1 – Expected Result: Note the counts for Scheduler A. Actual Result: Loading Audit Data spins for 10 min then get “Cancel Audit Data Error’ dialog box that states RPCException (ADTDataReposiroty.getADTDataExt). Click OK on all of these and it still spins Loading Audit Data; X-d out of the Report but I still get the blue spinning circle next to my mouse when I am over the program. Click Audit aCTIVITY AGAIN AFTER ONE MINUTE – GET SPINNING LOADING BAR THEN AN ERROR. Click OK – still spins on Loading. X out – can change to other tabs but when try to select a patient get an error:.

NOTE: Each of the production defects above will be placed into CA SDM