

Department of Veterans Affairs

**ELECTRONIC CLAIMS MANAGEMENT ENGINE
(ECME)**

USER MANUAL



**Version 1.0
April 2006
(January 2016)**

**Office of Information and Technology (OIT)
Product Development**

Revision History

Date	Description (Patch # if applicable)	Project Manager	Technical Writer
01/2016	Updated Cover Page date to January 2016. Updated for BPS*1*19 to reflect customer requested revisions throughout screenshots including numerous changes throughout to update for inclusion of the Close Claim functionality and the new Non-Billable Status Report (NBS)	Therese Tarleton	Vida Dunie
11/2013	Updated for BPS*1*15 (made numerous minor changes throughout; fixed defective page breaks)	Sharen Taubenfeld	FirstView Team
02/2012	Updated for BPS*1*11	Sookie Spence	Christy Smith
10/2011	Updated for BPS*1*10	Sookie Spence	Christy Smith
06/2011	Updated for BPS*1*10 and consistency	Sookie Spence	Lori Torrance
12/2010	Reviewed and updated revisions; inserted TRICARE disclaimer	Sookie Spence	Christy Smith
10/2010	Updated for accuracy changes per CBO	Sookie Spence	Lori Torrance
08/2010	Updated for BPS*1*8 and Addendum	Sookie Spence	Jeanne Dodge-Allen
10/2009	Updated for patch BPS*1.0*8 ePharmacy COB Support	Mary Anthony/Timothy Holmes	Mary Ellen Gray
04/2009	Updated for patch BPS*1.0*7	Mary Anthony	Mary Ellen Gray
02/2007	Updated for patch BPS*1.0*2	Sookie Spence	Christy Smith
08/2006	Updated for interim patch BPS*1.0*3	Sookie Spence	Nancy Smith/ Mary Ellen Gray
04/2006	Initial release of the ECME User Manual.	Sookie Spence	Nancy Smith

(This page included for two-sided copying.)

Contents

1	INTRODUCTION.....	1
2	ORIENTATION	3
	2.1 WORKING WITH THE ECME USER MANUAL.....	3
	2.2 OBTAINING ONLINE HELP	4
	2.3 FINDING RELATED MANUALS.....	5
3	ECME MENU STRUCTURES.....	7
	3.1 THE COMPLETE ECME MENU STRUCTURE.....	8
	3.2 ECME USER SCREEN	9
	3.3 ECME PHARMACY COB MENU STRUCTURE	9
	3.4 PHARMACY ECME MANAGER MENU STRUCTURE	9
	3.5 PHARMACY ELECTRONIC CLAIMS REPORTS MENU STRUCTURE	9
4	ACCESSING THE ECME MAIN MENU	11
5	ACCESSING THE ECME USER SCREEN.....	13
	5.1 CONTINUOUS UPDATE.....	18
	5.2 DISPLAY UPDATE.....	19
	5.3 CHANGE VIEW	23
	5.4 SORT LIST	31
	5.5 REVERSE PAYABLE CLAIM.....	33
	5.6 RESUBMIT CLAIM	36
	5.7 CLOSE CLAIM.....	39
	5.7.1 Variations to the Close claim process.	42
	5.7.2 Special Notes regarding secondary claims.....	44
	5.8 ADD/VIEW COMMENTS.....	44
	5.9 FURTHER RESEARCH SCREEN.....	46
	5.9.1 Insurance Details.....	48
	5.9.2 View Eligibility.....	49
	5.9.3 View Prescription	50
	5.9.4 Add/View Comments	52
	5.9.5 Claims Tracking.....	52
	5.9.6 Third Party Inquiry	54
	5.9.7 On Hold Copay Listing	55
	5.9.8 Release Copay.....	56
	5.9.9 IB (Integrated Billing) Events Report.....	58
	5.9.10 Group Plan Menu	62
	5.9.11 Eligibility Inquiry Option.....	63
	5.10 PRINT CLAIM LOG	65
	5.11 SEND TO WORKLIST	69
	5.12 REOPEN CLOSED CLAIMS (HIDDEN ACTION)	72
	5.13 RESUBMIT WITH EDITS (HIDDEN ACTION)	75
	5.14 EXIT (FROM ECME USER SCREEN)	79
6.	ACCESSING THE ECME PHARMACY COB MENU.....	80
	6.1 POTENTIAL SECONDARY RX CLAIMS REPORT	80
	6.2 POTENTIAL TRICARE CLAIMS REPORT	82

6.3	PROCESS SECONDARY/TRICARE RX TO ECME.....	84
6.3.1	<i>Submitting Secondary Claims</i>	85
6.3.2	<i>Submitting Primary Claims for TRICARE and Dual Eligibility Patients</i>	86
7	ACCESSING THE PHARMACY ECME MANAGER MENU	88
7.1	ECME TRANSACTION MAINTENANCE OPTIONS.....	88
7.1.1	<i>View/Unstrand Submissions Not Completed</i>	89
7.1.2	<i>REOPEN a CLOSED ECME Claim</i>	91
7.2	PHARMACY ECME SETUP MENU	92
7.2.1	<i>Edit Basic ECME Parameters</i>	93
7.2.2	<i>Edit ECME Pharmacy Data</i>	95
7.2.3	<i>Register Pharmacy with Austin Information Technology Center</i>	98
7.3	STATISTICS SCREEN	101
7.3.1	<i>Update Continuously</i>	103
7.3.2	<i>Display Update</i>	104
7.3.3	<i>Zero (clear) Statistics</i>	104
7.3.4	<i>Exiting the Statistics Screen</i>	106
8	ACCESSING THE PHARMACY ELECTRONIC CLAIMS REPORTS	108
8.1	CLAIM RESULTS AND STATUS	109
8.1.1	<i>Payable Claims Report</i>	111
8.1.2	<i>Rejected Claims Report</i>	117
8.1.3	<i>CMOP/ECME Activity Report</i>	123
8.1.4	<i>Reversal Claims Report</i>	125
8.1.5	<i>Claims Submitted, Not Yet Released</i>	129
8.1.6	<i>Recent Transactions</i>	130
8.1.7	<i>Totals by Date</i>	135
8.1.8	<i>Closed Claims Report</i>	136
8.1.9	<i>Non-Billable Status Report</i>	139
8.1.10	<i>Spending Account Report</i>	147
8.2	OTHER REPORTS	153
8.2.1	<i>ECME Claims-Response Inquiry Option</i>	153
8.2.2	<i>Payer Sheet Detail Report Option</i>	156
8.2.3	<i>ECME Setup – Pharmacies Report</i>	161
8.2.4	<i>Turn-around time statistics</i>	163
8.2.5	<i>View ePharmacy Rx</i>	164
9	BPS NIGHTLY BACKGROUND JOB.....	177
10	GLOSSARY	179
11	ACRONYMS	195
12	INDEX	197

1 Introduction

The Electronic Claims Management Engine (ECME) generates electronic claims in National Council for Prescription Drug Programs (NCPDP) V. D.0 formats, based on the Outpatient Pharmacy V. 7.0 workflow. ECME:

- Allows pharmacy claims processing staff to submit, resubmit, and reverse electronic claims;
- Provides reports for end users and management on claims status, transaction history, and system configuration standings;
- Allows Automated Data Processing Application Coordinator (ADPAC) and Information Resources Management Service (IRMS) staff to configure ECME to pharmacy site specifications.
- Allows Eligibility Inquiry and Verification transactions for verification of valid patient pharmacy insurance.

ECME claims processing begins when events within Outpatient Pharmacy V. 7.0 meet specific criteria, based on Integrated Billing (IB) V. 2.0 determination, that indicate the system should generate an electronic claim. To build a claim through ECME, several conditions must be met. First, the patient must be registered and have pharmacy prescription insurance coverage. Second, the patient must be a non-service connected patient or, if service connected; the prescription must not be for the service-connected condition. The patient must not have an environmental indicators condition. Finally, the drug must be billable. Logic embedded within ECME manages the creation of the electronic claim, which requires integration with IB V. 2.0, Pharmacy Data Management, and National Drug File (NDF) V. 4.0. ECME also generates claims during Consolidated Mail Outpatient Pharmacy (CMOP) V. 2.0 processing for prescriptions that meet billing requirements.

The Veterans Health Administration (VHA) developed ECME software in order to comply with the Health Insurance Portability and Accountability Act (HIPAA) of 1996 and updated it to comply with the HIPAA rule of 2009, which requires health care providers to transmit outpatient pharmacy prescription claims to payers electronically in the NCPDP format and to receive responses on a real-time basis. ECME is derived from the Point of Sale (POS) Application developed by the Indian Health Service (IHS) and is assigned to the BPS namespace.

The ECME User Manual helps users submit electronic claims, aids ADPAC and IRMS staff in configuring ECME to pharmacy site specifications, and is a reference manual for all screens and options within ECME. While the ECME User Manual does explain how to use the Electronic Management Claims Engine, it is not intended to show how ECME interacts with Outpatient Pharmacy V. 7.0, IB V. 2.0, the Austin Information Technology Center, and other software packages to build, submit, receive, and process an electronic claim.

The ECME User Manual assumes that you are familiar with the VistA computing environment, including the Outpatient Pharmacy V. 7.0 workflow and the Department of Veterans Affairs (DVA) FileMan data structures and terminology.

The ECME User Manual consists of the following sections.

- **ECME Introduction:** Outlines the history, use, and intent of the ECME software.
- **ECME Orientation:** Shows how to use the menus and options to generate an electronic claim, obtain online help, and find related manuals.
- **ECME Menu Structures:** Lists the complete ECME menu structure. It also lists the ECME User, Manager, and Reports menus.
- **Accessing the ECME Menu:** Describes how to gain access to the ECME main Menu.
- **Accessing the ECME User Screen:** Describes the elements of submitting pharmacy claims to insurers through the ECME system.
- **Accessing the ECME PHARMACY COB menu:** Describes the elements of submitting pharmacy claims to secondary insurers and submitting TRICARE claims.
- **Accessing the Pharmacy ECME Manager Menu:** Describes electronic claims management features that require management level decisions.
- **Accessing the Pharmacy Electronic Claims Reports:** Describes the reports generated by ECME.
- **ECME Background Jobs:** Describes the tasks performed by the Nightly Background Job.
- **Glossary:** Defines common ECME-related terms.
- **Acronyms:** Lists ECME-related acronyms.
- **Index:** Lists subjects, options, and menus alphabetically.

2 Orientation

2.1 Working with the ECME User Manual

The Electronic Claims Management Engine (ECME) User Manual is a menu- and option-oriented manual. In most cases, the manual describes a menu or option, shows how to access it, and uses tables and screen shots to describe its fields.

The ECME User Manual uses the following methods to enhance readability.





- Menu options and screen actions are italicized.
Example: The *Continuous Update* action redisplay the ECME User Screen.
- Screen prompts are denoted with quotation marks around them.
Example: The “Select Action:” prompt will display next.
- Variable names, formal name of options, field and file names, and security keys are completely uppercase.
Example: The BPS USER key.
- Screen captures/dialogues are shaded and shown in a non-proportional font.
 - (A) User responses to online prompts are in boldface type.
 - (B) **Example:**

```
Select Pharmacy ECME User Menu Option: RPT
```
 - (C) **<Enter>** indicates you must press the Enter key (or Return key) on the keyboard to proceed to the next prompt. Other keys are represented within < > angle brackets.

Example:

```
Select Pharmacy ECME Manager Menu Option: ?<Enter>
```

- The following symbols alert you to special information.

Symbol	Description
	Cautions you to notice critical information.
	Indicates especially important or helpful information.
	Indicates that you must hold a particular security key to perform a specific task. Example:  You must hold the BPS MANAGER and BPS MENU keys to access the <i>Pharmacy ECME Manager Menu</i> options.

2.2 Obtaining Online Help

The ECME software provides online help and commonly used system default prompts. You can enter question marks at any response prompt. At the end of the help display, VistA (Veterans Health Information Systems and Technology Architecture) immediately returns you to the point from which you started.

To retrieve Online Help in any VistA character-based product:

- Enter a single question mark (?) at a field/prompt to obtain a brief description:
 - (A) If a field is a pointer, entering one question mark (?) displays the HELP PROMPT field contents and a list of choices, if the list is short.
 - (B) If the list is long, the system will ask you if the entire list should be displayed. A Y(ES) response will invoke the display. By prefacing the starting point with an up-arrow (^) as a response, you can give the display a starting point. For example, ^M starts an alphabetic listing at the letter M instead of the letter A while ^127 starts any listing at the 127th entry.
- Enter two question marks (??) at a field/prompt for a more detailed description. If a field is a pointer, entering two question marks displays the HELP PROMPT field contents and the list of choices.
- Enter three question marks (???) at a field/prompt to invoke any additional Help text stored in Help Frames.

2.3 Finding Related Manuals

To learn more about the ECME V. 1.0 software, please consult the following:

- *Electronic Claims Management Engine (ECME) V. 1.0 Technical Manual/Security Guide*

All ECME V. 1.0 documentation can be found at the VistA Documentation Library at <http://www.va.gov/vdl>.

VHA-oriented HIPAA (Health Insurance Portability and Accountability Act) information can be found at <http://vista.med.va.gov/hipaa/>.

(This page included for two-sided copying.)

3 ECME Menu Structures

This section provides a map of the Electronic Claims Management Engine (ECME) menu structure including a list of all options. ECME is a menu-driven system that allows access based on the security keys that you hold.

Currently, ECME has the following security keys: BPSMENU, BPS USER, BPS MANAGER, BPS MASTER, and BPS REPORTS. All users must have the BPSMENU key in addition to the specific keys listed below.

The following table lists the type of users who would need access to a specific menu and the ECME Security Keys you must hold in order to access a particular ECME menu. For example, the OPECC (Outpatient Pharmacy Electronic Claims Coordinator) would need access to all ECME menus, while a Pharmacy Technician might only need access to the Main Menu, ECME User Screen, and Reports menus.

Table 3-1: List of Users with Suggested ECME Menus and Security Keys

Type of User	*ECME Menu	ECME Security Keys
OPECC	All ECME Menus ECME Main Menu ECME User Screen ECME Pharmacy COB Pharmacy ECME Manager Menu Pharmacy Electronic Claims Reports	BPSMENU BPS USER BPS MANAGER BPS REPORTS
Pharmacist, Pharmacy Technician	ECME Main Menu ECME User Screen Pharmacy Electronic Claims Reports	BPSMENU BPS USER BPS REPORTS
ePharmacy Site Manager and back-up	ECME Main Menu ECME User Screen Pharmacy ECME Manager Menu Pharmacy Electronic Claims Reports	BPSMENU BPS USER BPS MANAGER BPS MASTER BPS REPORTS
ADPAC (Automated Data Processing Application Coordinator)	ECME Main Menu ECME Pharmacy COB Pharmacy ECME Manager Menu Pharmacy Electronic Claims Reports	BPSMENU BPS MANAGER (BPS MASTER is also required to access certain MGR menu options) BPS REPORTS
IRMS (Information Resources Management Service)	ECME Main Menu Pharmacy ECME Manager Menu Pharmacy Electronic Claims Reports	BPSMENU BPS MANAGER (BPS MASTER is also required to access certain MGR menu options) BPS REPORTS

3.1 The Complete ECME Menu Structure

The complete list of ECME menu options is shown below. The OPECC needs to access all ECME options.



You must hold the BPSMENU and BPS MANAGER keys to view the *Pharmacy ECME Manager Menu* option. The BPS MASTER key is also required to view the *Edit ECME Pharmacy Data (PHAR)*, *Pharmacy ECME Setup Menu (SET)*, *Edit Basic ECME Parameters (BAS)*, and *Register Pharmacy with Austin Information Technology Center (REG)* options.

U	ECME User Screen
COB	ECME Pharmacy COB ...
	SEC Potential Secondary Rx Claims Report
	TRI Potential TRICARE Claims Report
	PRO Process Secondary/TRICARE Rx to ECME
MGR	Pharmacy ECME Manager Menu . .
	MNT ECME transaction maintenance options ...
	UNS View/Unstrand Submissions Not Completed
	ROC Re Open CLOSED Claim
	SET Pharmacy ECME Setup Menu ...
	BAS Edit Basic ECME Parameters
	PHAR Edit ECME Pharmacy Data
	REG Register Pharmacy with Austin Information Technology Center
	STAT Statistics Screen
RPT	Pharmacy Electronic Claims Reports . .
	CLA Claim Results and Status . .
	PAY Payable Claims Report
	REJ Rejected Claims Report
	ECMP CMOP/ECME Activity Report
	REV Reversal Claims Report
	NYR Claims Submitted, Not Yet Released
	REC Recent Transactions
	DAY Totals by Date
	CLO Closed Claims Report
	NBS Non-Billable Status Report
	SPA Spending Account Report
	OTH Other Reports . .
	CRI ECME Claims-Response Inquiry
	PAY Payer Sheet Detail Report
	PHAR ECME Setup - Pharmacies Report
	TAT Turn-around time statistics
	VER View ePharmacy Rx

3.2 ECME User Screen

The ECME User Screen structure is listed below. The ECME User Screen is a List Manager screen that has multiple actions contained within the option. OPECCs must have access to this option. It may be helpful for Pharmacists and the ePharmacy Site Manager to have access also.



You must hold the BPS MENU and BPS USER keys to view the ECME User Screen option.

U **ECME User Screen**

3.3 ECME Pharmacy COB Menu Structure

The *ECME Pharmacy COB Menu* option structure is listed below. OPECCs must be able to access this menu.



You must hold the BPSMENU keys to view the *ECME Pharmacy COB* option.

COB **ECME Pharmacy COB . .**
 SEC **Potential Secondary Rx Claims Report**
 TRI **Potential TRICARE Claims Report**
 PRO **Process Secondary/TRICARE Rx to ECME**

3.4 Pharmacy ECME Manager Menu Structure

The *Pharmacy ECME Manager Menu* option structure is listed below. ADPAC, IRMS (Information Resources Management Service) and OPECC staff must be able to use this menu.



You must hold the BPSMENU and BPS MANAGER keys to view the *Pharmacy ECME Manager Menu* option.

MGR **Pharmacy ECME Manager Menu . .**
MNT **ECME transaction maintenance options ...**
 UNS **View/Unstrand Submissions Not Completed**
 ROC **Re Open CLOSED Claim**
SET **Pharmacy ECME Setup Menu ...**
 BAS **Edit Basic ECME Parameters**
 PHAR **Edit ECME Pharmacy Data**
 REG **Register Pharmacy with Austin Automation Center**
STAT **Statistics Screen**

3.5 Pharmacy Electronic Claims Reports Menu Structure

The *Pharmacy Electronic Claims Reports* menu option structure is listed below. OPECCs and Pharmacy staff involved with the ePharmacy process must be able to access this menu.



You must hold the BPSMENU and BPS REPORT keys to view the *Pharmacy Electronic Claims Reports* option.

- RPT Pharmacy Electronic Claims Reports . .**
- CLA Claim Results and Status . .**
 - PAY Payable Claims Report
 - REJ Rejected Claims Report
 - ECMP CMOP/ECME Activity Report
 - REV Reversal Claims Report
 - NYR Claims Submitted, Not Yet Released
 - REC Recent Transactions
 - DAY Totals by Date
 - CLO Closed Claims Report
 - NBS Non-Billable Status Report
 - SPA Spending Account Report
- OTH Other Reports . .**
- CRI ECME Claims-Response Inquiry
 - PAY Payer Sheet Detail Report
 - PHAR ECME Setup - Pharmacies Report
 - TAT Turn-around time statistics
 - VER View ePharmacy Rx

4 Accessing the ECME Main Menu

The *Electronic Claims Management Engine Main Menu* option is usually accessed through the *Core Applications Menu*.



You must hold the BPSMENU key to view the Electronic Claims Management Engine (ECME) Main Menu.

Example 4-1: Accessing the Electronic Claims Management Engine Main Menu

Select Core Applications Option: ?

```
Laboratory ...
PIMS  MAS MANAGER ...
      Mental Health ...
      Military Retirees ...
      Patient Data Log
      Information Management Systems (SWIMS) ...
      Voluntary Services' Menu ...
AR    Finance AR Manager Menu ...
BPS   ECME ...
EN    Engineering Main Menu ...
FEE   Fee Basis Main Menu ...
HL7   HL7 Main Menu ...
IB    Integrated Billing Master Menu ...
NS    Nursing System Manager's Menu ...
PSO   Outpatient Pharmacy Manager ...
VOL   Voluntary Service Master Menu ...
```

Select Core Applications Option: BPS ECME

(This page included for two-sided copying.)

5 Accessing the ECME User Screen

The *ECME User Screen* provides access to pharmacy claims that have been submitted electronically to third party payers/Pharmacy Benefit Managers (PBM). This option allows you to review, close, reverse, or resubmit electronic claims.

From the ECME User Screen you can access additional actions needed to process electronic pharmacy claims, including the *Further Research* action, which allows you to research insurance, eligibility and prescription information.



You must hold the BPSMENU AND BPS USER key to view the ECME User Screen option.

This screen is accessed by selecting the **U** (ECME User Screen) option on the ECME Main Menu screen.



The screen will display nothing the first time you enter this menu option. Select the Change View option, **CV**, as in section 5.3, and specify preferences to be displayed on the screen. The system will then default to these settings and display current information about active patients and prescriptions for the timeframe requested.

Example 5-1: Accessing the ECME User Screen Option

```
*****
*Electronic Claims Management Engine (ECME) V1.0*
*                XXXXX VAMC                *
*                Main Menu                  *
*****

U      ECME User Screen
COB    ECME Pharmacy COB ...
MGR    Pharmacy ECME Manager Menu ...
RPT    Pharmacy Electronic Claims Reports ...

Select ECME Option: U  ECME User Screen
Please wait...
```

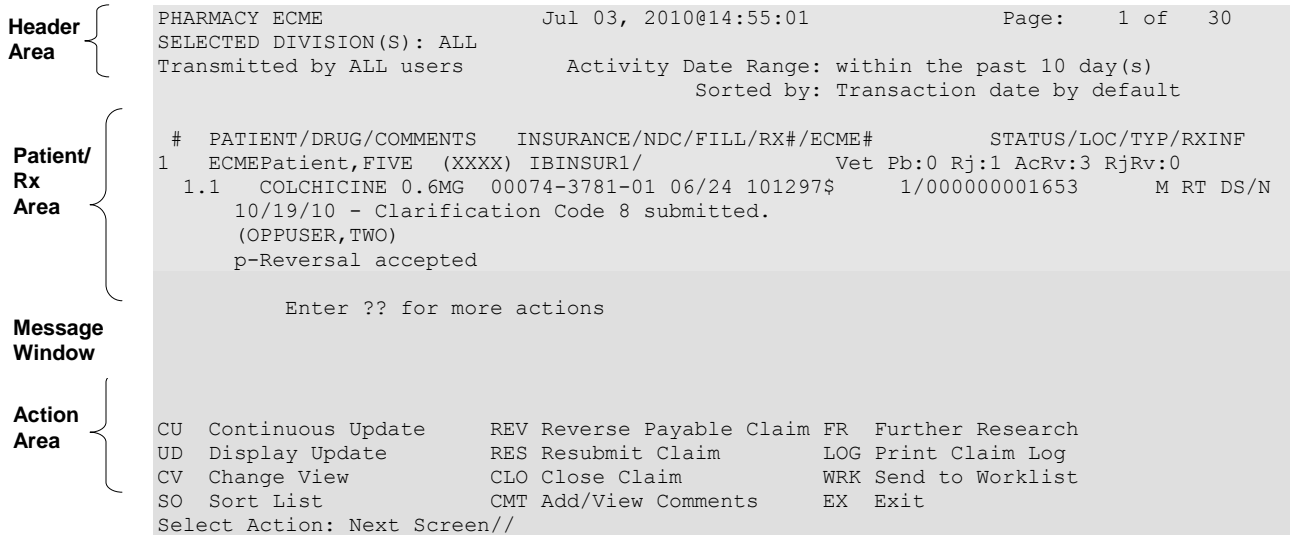
Example 5-2: Displaying the ECME User Screen Option

```

PHARMACY ECME          Jul 03, 2010@14:55:01          Page: 1 of 30
SELECTED DIVISION(S): ALL
Transmitted by ALL users          Activity Date Range: within the past 10 day(s)
                                   Sorted by: Transaction date by default
# PATIENT/DRUG/COMMENTS  INSURANCE/NDC/DOS/RX#/ECME#  STATUS/LOC/TYP/RXINF
1  ECMEPatient,FIVE (XXXX) IBINSUR1/          Vet Pb:0 Rj:1 AcRv:3 RjRv:0
  1.1 COLCHICINE 0.6MG 00074-3781-01 06/24 101297$ 1/000000001653 M RT DS/N
    10/19/10 - Clarification Code 8 submitted.
    (OPPUSER,TWO)
    p-Reversal accepted
    Enter ?? for more actions
CU Continuous Update      REV Reverse Payable Claim FR Further Research
UD Display Update        RES Resubmit Claim      LOG Print Claim Log
CV Change View           CLO Close Claim         WRK Send to Worklist
SO Sort List             CMT Add/View Comments  EX Exit
Select Action: Next Screen//
  
```

This section diagrams and describes the different elements of your ECME User Screen.

Diagram 5-1: ECME User Screen Areas



The table below describes the four areas of the ECME User Screen.

Table 5-1: Description of ECME User Screen Areas

Screen Area	Description	
Header Area	Displays the date/time the screen was built, page status, selected division(s), user and activity date range.	
Patient/Rx Area	Displays information about the patient and prescription:	
	#	Line Number. Sequential line number for each patient and associated prescription line(s).
	<i>Patient Lines</i>	<div data-bbox="581 548 1386 667" style="background-color: #e0e0e0; padding: 5px;"> <pre># PATIENT (Patient ID) INSURANCE/ EligIndicator SummaryStatus ECMEPatient,FIVE (XXXX) IBINSUR1/ VET Pb:0 Rj:1 AcRv:3 RjRv:0</pre> </div> <p>The first line is the Patient Summary Information line, which displays the patient's name, (patient ID), insurance company and phone; eligibility indicator for the patient and insurance: VET = Veterans, TRI = TRICARE; CVA = CHAMPVA; claim progress status and a summary status of all claims submitted for this patient within the time frame requested in the ECME User Screen parameters. The codes for the summary status are as follows:</p> <ul style="list-style-type: none"> Pb = Payable Rj = Rejected AcRv = Reversal Accepted RjRv = Reversal Rejected <p>Example: VET Pb:17 Rj:4 AcRv:0 RjRv:0.</p>

**Claim/
Prescription
Information
Line**

The Prescription line(s) follow the patient information lines sequentially. For each fill, an ECME claim is sent to the payer and each of these claims is displayed as a separate line on the User Screen (ECME User Screen).


Drug Name	NDC	DOS	RX#	Copay
Refill/ECME#	COLCHICINE	0.6MG	00074-3781-01	06/24
101297 \$ 1	/000000001653			
LOC	BillTYPE	RXStatus	/Release Status	
M/	RT/	DS	/N	

These show for each claim:

- Drug Name
- NDC (National Drug Code)
- Date of Service
- Rx#
- \$ Patient Copay (if applicable)
- Refill#
- ECME#
- Fill Location
 - C = Consolidated Mail Outpatient Pharmacy (CMOP)
 - M = LOCAL MAIL
 - W = WINDOW FILL
- Bill Type
 - BB = Backbill
 - P2 = PRO option
 - RT = Real Time Fill
- RX Status
 - AC = Active
 - NV = Non-verified
 - HL = Hold
 - SU = Suspend
 - EX = Expired
 - DS = Discontinued
 - DL = Deleted
 - ?? = Unknown
- Release Status
 - N = Rx NOT Released
 - R = Rx Released
- Coordination of Benefits Indicator
 - p- primary claim
 - s- secondary claim
 - s-Payable (p-Payable)

The status is displayed only for those fill lines (claims) that represent the most recent fill. If there is more than one fill for the same prescription within the time frame requested in the ECME User Screen parameters, the previous fill/claim is indicated with "****" instead of Rx status, and the most current fill will display the RX status. If a fill has been created and put on suspense, the screen displays "****".

	<i>User-Input Comments</i>	The system allows the ECME user to enter comments for any claim displayed on the ECME User Screen. The most recent comment is displayed under the Prescription Information line.
	<i>Payer Returned Responses</i>	The Payer Returned Response information is displayed beneath the user-input comments or beneath the patient information line, if no comments were entered. Each response will begin on a separate line. Valid payer-returned responses include Rejected (with a National Council for Prescription Drug Programs (NCPDP) rejection code described in the ePharmacy Rejects & Resolutions Guide on the e-Pharmacy Training Home Page , with additional lines of descriptive error messages), Payable, Reversal Accepted, Reversal Rejected, Stranded, Stranded reversal, Captured, Duplicate, Other, Cancelled, Corrupt, Unknown status and In Progress. If a claim is closed, "Closed" is added to the status, e.g., "Reversal accepted/Closed".
Message Window		This section displays a plus (+) sign, minus (-) sign or informational text (i.e., Enter ?? for more actions). The plus and minus signs, entered at the action prompt, are used to jump forward or back a screen.
Action Area		A list of <i>Claims Data Entry</i> options is available to you as described in Section 5 of this manual. A double question mark (??) may be entered at the "Select Action" prompt for a list of all List Manager options available.

	An option chosen at the patient information level is performed on all claim items for that patient.
--	---

The ECME User Screen has several actions that help you navigate it, as shown below. Actions are entered at the "Select Action" prompt by typing the synonym for the action (e.g., **CV** for *Change View*), the first unique letter(s) of the action name (e.g., **CL** for *Close*) or the full name of the action (e.g., **Sort List** for *Sort List*).

Example 5-2: List of all ECME User Screen Actions

+ Enter ?? for more actions			
CU	Continuous Update	REV	Reverse Payable Claim
UD	Display Update	RES	Resubmit Claim
CV	Change View	CLO	Close Claim
SO	Sort List	CMT	Add/View Comments
		FR	Further Research
		LOG	Print Claim Log
		WRK	Send to Worklist
		EX	Exit

List Manager provides generic actions applicable to List Manager Screens. A double question mark (??) may be entered at the "Select Action" prompt for a list of other actions available. Entering the synonym is the quickest way to select an action.

Example 5-3: Displaying List Manager Actions by Entering “??”

```
Select Action: Next Screen// ??
```

```
The following actions are also available:
```

```
+   Next Screen
-   Previous Screen
UP  Up a Line
DN  Down a Line
>   Shift View to Right
<   Shift View to Left
FS  First Screen
LS  Last Screen
GO  Go to Page
RD  Re Display Screen
PS  Print Screen
PL  Print List
SL  Search List
ADPL Auto Display(On/Off)
```

```
Press RETURN to continue or '^' to exit:
```

```
Q   Quit
ROC Reopen Closed Claims
DV  Print Developer Claim Log
VER View ePharmacy Rx
RED Resubmit Claim w/EDITS
```

```
Enter RETURN to continue or '^' to exit:
```

5.1 Continuous Update

The *Continuous Update* action redisplay the ECME User Screen once every fifteen seconds with the latest information about the status of a patient’s prescriptions. In most cases, this action is only used when monitoring ECME processing for a short amount of time.

The *Continuous Update* action is accessed by entering the synonym **CU** at the “Select Action:” prompt. You can stop the continuous updating process by pressing **Q** to quit.

Example 5.1-1: Accessing the Continuous Update Action

```
PHARMACY ECME                               Apr 30, 2005@11:44:45                Page: 1 of 2
SELECTED DIVISION(S): ALL
Transmitted by ALL users                    Activity Date Range: within the past 10 day(s)
                                           Sorted by: Patient Name
# PATIENT/DRUG/COMMENTS                    INSURANCE/NDC/RX#/ECME#                LOC/TYP RXINF
6  ECMEpatient,TWO (XXXX) WEBMD TE/        VET Pb:1 Rj:0 AcRv:0 RjRv:1
6.1 FUROSEMIDE 10MG/M 00641-2312-25 04/22 100004065$ 0/000000504691 W RT AC/R
    p-Payable
6.2 CHOLESTYRAMINE 4G 00087-0580-01 04/22 100004066$ 0/000000504692 W RT AC/R
    p-Reversal rejected
    NN:Transaction Rejected At Switch Or Intermediary
    NC16-The clearinghouse did not reply in time.
7  ECMEpatient,One (XXXX) WEBMD TE/        VET ALL payable
7.1 ALBUTEROL INHALER 55555-4444-22 04/28 100003744$ 0/000000504304 W RT AC/R
    p-Payable
7.2 ACETYLCYSTEINE 20 00087-0570-09 04/21 100004054$ 0/000000504677 W RT AC/N
    p-Payable
+      Enter ?? for more actions
The screen has been updated on APR 30,2005@14:50:47. Press "Q" to quit.
CU Continuous Update      REV Reverse Payable Claim FR Further Research
UD Display Update        RES Resubmit Claim          LOG Print Claim Log
CV Change View           CLO Close Claim            WRK Send to Worklist
SO Sort List             CMT Add/View Comments     EX Exit
Select Action: Next Screen// CU Continuous Update
```

Example 5.1-2: ECME User Screen in Continuous Update Mode

```
PHARMACY ECME                               Apr 26, 2006@11:44:45                Page: 1 of 2
SELECTED DIVISION(S): ALL
Transmitted by ALL users                    Activity Date Range: within the past 10 day(s)
                                           Sorted by: Patient Name
# PATIENT/DRUG/COMMENTS                    INSURANCE/NDC/RX#/ECME#                LOC/TYP RXINF
6  ECMEpatient,Two (XXXX) WEBMD TE/        VET Pb:1 Rj:0 AcRv:0 RjRv:1
6.1 FUROSEMIDE 10MG/M 00641-2312-25 04/22 100004065$ 0/000000504691 W RT AC/R
    p-Payable
6.2 CHOLESTYRAMINE 4G 00087-0580-01 04/22 100004066$ 0/000000504692 W RT AC/R
    p-Reversal rejected
    NN:Transaction Rejected At Switch Or Intermediary
    NC16-The clearinghouse did not reply in time.
7  ECMEpatient,One (XXXX) WEBMD TE/        VET ALL payable
7.1 ALBUTEROL INHALER 55555-4444-22 04/25 100003744$ 0/000000504304 W RT AC/R
    p-Payable
7.2 ACETYLCYSTEINE 20 00087-0570-09 04/21 100004054$ 0/000000504677 W RT AC/N
    p-Payable
8  ECMEpatient,Three (XXXX) WEBMD TE/        VET ALL payable
+      Enter ?? for more actions
The screen has been updated on Apr 26, 2006@11:45:46. Press "Q" to quit.
Press "Q" to quit.
Updating screen.
The screen has been updated on Apr 26, 2006@11:46:03. Press "Q" to quit.
```

5.2 Display Update

The *Display Update* action revises the ECME User Screen with the latest information about the status of patients' prescriptions using the current filter settings. This action, unlike the *Continuous Update* action, updates the ECME User Screen only once.

The action is accessed by entering **UD** at the "Select Action:" prompt on the ECME User Screen.

(This page included for two-sided copying.)

Example 5.2-1: Accessing the Display Update Action

```
PHARMACY ECME          Apr 26, 2006@11:44:45          Page:    1 of    2
SELECTED DIVISION(S): ALL
Transmitted by ALL users          Activity Date Range: within the past 10 day(s)
                                   Sorted by: Patient Name
# PATIENT/DRUG/COMMENTS          INSURANCE/NDC/RX#/ECME#          LOC/TYP RXINF
6  ECMEpatient,Two (XXXX) WEBMD TE/          VET  Pb:1 Rj:0 AcRv:0 RjRv:1
  6.1  FUROSEMIDE 10MG/M 00641-2312-25 04/22 100004065$ 0/000000504691 W RT AC/R
      p-Payable
  6.2  CHOLESTYRAMINE 4G 00087-0580-01 04/22 100004066$ 0/000000504692 W RT AC/R
      p-Reversal rejected
      NN:Transaction Rejected At Switch Or Intermediary
      NC16-The clearinghouse did not reply in time.
7  ECMEpatient,One (XXXX) WEBMD TE/          VET  ALL payable
  7.1  ALBUTEROL INHALER 55555-4444-22 04/26 100003744$ 0/000000504304 W RT AC/R
      p-Payable
  7.2  ACETYLCYSTEINE 20 00087-0570-09 04/21 100004054$ 0/000000504677 W RT AC/N
      s-Payable (p-Payable)
8  ECMEpatient,Three (XXXX) WEBMD TE/          VET  ALL payable
+      Enter ?? for more actions
The screen has been updated on APR 26,2006@14:50:47. Press "Q" to quit.
CU Continuous Update          REV Reverse Payable Claim FR Further Research
UD Display Update          RES Resubmit Claim          LOG Print Claim Log
CV Change View          CLO Close Claim          WRK Send to Worklist
SO Sort List          CMT Add/View Comments          EX Exit
Select Action: Next Screen// UD Display Update
Updating screen...
```

(This page included for two-sided copying.)

5.3 Change View

The *Change View* action allows you to customize information you want to see displayed on the ECME User Screen.

The action is accessed by entering **CV** at the “Select Action:” prompt on the ECME User Screen. The system gives you the option to “SAVE” these selections as your “preferred view”.

(This page included for two-sided copying.)

Example 5.3-1: Accessing the Change View Action

```
PHARMACY ECME          Apr 26, 2006@11:44:45          Page:    1 of    2
SELECTED DIVISION(S): ALL
Transmitted by ALL users          Activity Date Range: within the past 10 day(s)
                                   Sorted by: Patient Name
# PATIENT/DRUG/COMMENTS          INSURANCE/NDC/RX#/ECME#          LOC/TYP RXINF
6  ECMEpatient,Two (XXXX) WEBMD TE/          VET          Pb:1 Rj:0 AcRv:0 RjRv:1
  6.1  FUROSEMIDE 10MG/M 00641-2312-25 04/18 100004065$ 0/000000504691 W RT AC/R
      p-Payable
  6.2  CHOLESTYRAMINE 4G 00087-0580-01 04/19 100004066$ 0/000000504692 W RT AC/R
      p-Reversal rejected
      NN:Transaction Rejected At Switch Or Intermediary
      NC16-The clearinghouse did not reply in time.
7  ECMEpatient,One (XXXX) WEBMD TE/          VET          ALL payable
  7.1  ALBUTEROL INHALER 55555-4444-22 04/26 100003744$ 0/000000504304 W RT AC/R
      p-Payable
  7.2  ACETYLCYSTEINE 20 00087-0570-09 04/21 100004054$ 0/000000504677 W RT AC/N
      p-Payable
8  ECMEpatient,Three (XXXX) WEBMD TE/          VET          ALL payable
+      Enter ?? for more actions
The screen has been updated on APR 26,2006@14:50:47. Press "Q" to quit.
CU Continuous Update          REV Reverse Payable Claim FR Further Research
UD Display Update          RES Resubmit Claim          LOG Print Claim Log
CV Change View          CLO Close Claim          WRK Send to Worklist
SO Sort List          CMT Add/View Comments          EX Exit
Select Action: Next Screen//CV Change View
```

(This page included for two-sided copying.)

(A) View data by division(s) or all divisions.

Example 5.3-2: Selecting Views by Division

```
Select one of the following:

      D          DIVISION
      A          ALL

Select Certain Pharmacy (D)ivisions or (A)LL: A// DIVISION

Selected:
Select ECME Pharmacy Division(s): BAY PINES
      BAY PINES
```

(B) View data by Eligibility Type of the claim.

Example 5.3-3: Selecting Views by Eligibility Type

```
Select one of the following:

      V          VETERAN
      T          TRICARE
      C         CHAMPVA
      A          ALL

Select Certain Eligibility Type or (A)ll: A// LL
```

(C) View data for one ECME user or all users. The ECME user is defined as the person who last processed/finished/resubmitted, etc., the prescription fill.

Example 5.3-4: Selecting Views from Entries by One User

```
Select one of the following:

      U          ONE USER
      A          ALL   Display One ECME (U)ser or (A)LL: A// U ONE USER

Select User: USER
      1  ECMEuser,One          UO  PHARMACIST
      2  ECMEuser,Two         UTH  PHARMACIST
      3  ECMEuser,Three       UTH  PHARMACIST
CHOOSE 1-3: 1 ECMEuser,One    UO  PHARMACIST
```

(D) View data from one patient or all patients.

Example 5.3-5: Selecting Views from Entries for One Patient

```
Select one of the following:

      P          ONE PATIENT
      A          ALL

Display One (P)atient or (A)LL: A// P ONE PATIENT
Select Patient: ECMEpatient,ONE// ECME
  1  ECMEpatient,One      1-1-65      666443333      NO      NSC VETERAN
  2  ECMEpatient,Two     1-1-65      666443444      NO      NSC VETERAN
  3  ECMEpatient,Three   1-1-68      666773333      YES     SC VETERAN

ENTER '^' TO STOP, OR
CHOOSE 1-3: 2 ECMEpatient,Two      1-1-65      666443444      NO      NSC
VETERAN
Enrollment Priority: GROUP 8g      Category: NOT ENROLLED      End Date: 08/01/2005
```

(E) View data about one prescription or all prescriptions.

Example 5.3-6: Selecting Views from Entries for One Prescription

```
Select one of the following:

      R          ONE RX
      A          ALL

Display One (R)x or (A)LL: A// R ONE RX
Select RX: 123456
```

(F) Choose data for a period of days or hours.

Example 5.3-7: Selecting Views by Timeframe of the Default of Days

```
Select one of the following:

      D          DAYS
      H          HOURS

Activity Timeframe (H)ours or (D)ays: D// <Enter> AYS
```

(G) Enter a number for the timeframe value for the number of days, or number of hours, to view.

Example 5.3-8: Selecting Views by Timeframe Number of Days or Hours

```
Activity Timeframe Value: (1-999): 40// 10
```

(H) Choose which types of claims will display on the User Screen.

Example 5.3-9: Selecting Types of Claims

```
Select one of the following:

      O      OPEN CLAIMS
      C      CLOSED CLAIMS
      A      ALL

Select Open/Closed or All Claims: A// <Enter> LL

      Select one of the following:

      B      BILLING REQUESTS
      R      REVERSALS
      A      ALL

Select Submission Type: A// <Enter> LL
```

(I) View rejected claims, payable claims or all claims.

Example 5.3-10: Selecting Views of Claim Status

```
Select one of the following:

      R      REJECTS
      P      PAYABLES
      U      UNSTRANDED
      A      ALL

Display (R)ejects or (P)ayables or (U)nstranded or (A)LL: R// R REJECTS
```

(J) View released claims, non-released claims or all claims.

Example 5.3-11: Selecting Views of Released Claims

```
Select one of the following:

      R      RELEASED
      N      NON-RELEASED
      A      ALL

Display (R)eleased Rxs or (N)on-Released Rxs or (A)LL: A// RELEASED
```

(K) View CMOP, Mail, Window or all claims.

Example 5.3-12: Selecting Views of CMOP Claims

```
Select one of the following:

      C      CMOP
      M      MAIL
      W      WINDOW
      A      ALL

Display (C)MOP or (M)ail or (W)indow or (A)LL: A// CMOP
```

(L) View real time, back bills, bills processed with the PRO option (please see [Section 6.3](#)), or all claims.

Example 5.3-13: Selecting Views of Bill Types

```
Select one of the following:

R          REALTIME
B          BACKBILLS
P          PRO OPTION
A          ALL

Display (R)ealTime Fills or (B)ackbills or (P)RO Option or (A)LL: A// REALTIME
```

(M) View one reject code or all reject codes if the option “REJECTS” was chosen for types of claims to view in (G) Rejected Claims, above.

Example 5.3-14: Selecting Views of One Reject Code

```
Select one of the following:

R          REJECT CODE
A          ALL

Display Specific (R)eject Code or (A)LL: A// REJECT CODE
Select Reject Code: 29          M/I Number Refills Authorized
```

(N) View data for a specific insurance company or all insurance companies.

Example 5.3-15: Selecting Views by a Specific Insurance Company

```
Select one of the following:

I          SPECIFIC INSURANCES(S)
A          ALL

Select Certain (I)NSURANCE or (A)LL: I// <Enter> SPECIFIC INSURANCES(S)
Selected: OPINSUR2

Select INSURANCE: DEVELOPMENT INS          123 HERE STREET          SAN FRANCISCO
CALIFORNIA          Y
Selected: DEVELOPMENT INS
OPINSUR2

Select INSURANCE: OPINSUR2          25 INS WAY          BIRM          ALABAMA          Y

Select one of the following:

Y          YES
N          NO

Delete OPINSUR2 from your list?: NO// y YES
Selected: DEVELOPMENT INS

Select INSURANCE:
```

(O) You must answer **Y** or **N** to keep the *Change View* action selections as your preferred view. If you enter **Y**, the preferred view is stored in ECME for use when you enter the ECME User Screen. If you enter **N**, the display will only show the selected views until you quit ECME User Screen or use the *Change View* action again.

Example 5.3-16: Entering “Y” to Save Selections as User’s Preferred View


```
DO YOU WANT TO SAVE THIS VIEW AS YOUR PREFERRED VIEW (Y/N)?: YES
Updating screen...
```

5.4 Sort List

The *Sort List* screen action allows you to customize the sort order of data displayed on the ECME User Screen.

Sort Order (Defaults);

T	Transaction Date/Time	(descending)
D	Division	(ascending)
I	Insurance Company	(ascending)
C	Reject Code	(ascending)
P	Patient Name	(ascending)
N	Drug Name	(ascending)
B	Bill Type [BB/P2/RT]	(ascending)
L	Fill Location	(ascending)
R	Released/Non-Release	(ascending)
A	Active/Discontinued Rx	(ascending)

	<ul style="list-style-type: none">• Transaction Date/Time (descending) is the secondary sort for ALL primary sort selections. Sorting is by PATIENTS (not claims), based on the date/time of their most recent transaction.• Active/Discontinued Rx option sorts claims by the Rx status.
--	--

Access this action by entering **SO** at the “Select Action:” prompt on the ECME User Screen. The system will give you the option to “SAVE” these selections as the User’s “Preferred View”.

Example 5.4-1: Accessing the Sort List Option

```
PHARMACY ECME                               Apr 30, 2005@09:10:18           Page:    1 of    2
SELECTED DIVISION(S): ALL
Transmitted by ALL users                     Activity Date Range: within the past 10 day(s)
                                             Sorted by: Patient Name
# PATIENT/DRUG/COMMENTS                     INSURANCE/NDC/RX#/ECME#           LOC/TYP RXINF
6  ECMEpatient,Two (XXXX) WEBMD /           *89%* Pb:5 Rj:0 AcRv:0 RjRv:0
  6.1  FUROSEMIDE 10MG/M 00641-2312-25 04/21 100004065$ 0/000000504691 W RT AC/R
      p-Payable
  6.2  CHOLESTYRAMINE 4G 00087-0580-01 04/21 100004066$ 0/000000504692 W RT AC/R
      p-Reversal rejected
      NN:Transaction Rejected At Switch Or Intermediary
      NC16-The clearinghouse did not reply in time.
7  ECMEpatient,One (XXXX) WEBMD TE/           VET ALL payable
+      Enter ?? for more actions
CU Continuous Update      REV Reverse Payable Claim FR Further Research
UD Display Update        RES Resubmit Claim      LOG Print Claim Log
CV Change View           CLO Close Claim        WRK Send to Worklist
SO Sort List             CMT Add/View Comments  EX Exit
Select Action: Next Screen//SO Sort List
```

Example 5.4-2: Choosing Patient as the User's Sort Preference

```
Select one of the following:

T      TRANSACTION DATE
D      DIVISION
I      INSURANCE
C      REJECT CODE
P      PATIENT NAME
N      DRUG NAME
B      BILL TYPE (BB/P2/RT)
L      FILL LOCATION
R      RELEASED/NON-RELEASED
A      ACTIVE/DISCONTINUED

ENTER SORT TYPE: P// PATIENT NAME
```

Example 5.4-3: Choosing User's Sort Preference as the Preferred View

```
Select one of the following:

Y      YES
N      NO

DO YOU WANT TO SAVE THIS VIEW AS YOUR PREFERRED VIEW (Y/N)? : YES
Updating screen...
```

5.5 Reverse Payable Claim

The *Reverse Payable Claim* action allows a user to submit a claim reversal request to the insurer for a claim that was returned as “Payable” or “Reversal Rejected”. A primary claim cannot be reversed if there is a payable secondary claim. The secondary claim must be reversed before the primary claim can be reversed.

Claims that have been closed will be displayed with “/Closed” after the status. Closed claims cannot be reversed until they are first reopened. If you attempt to reverse a claim that is closed, a message is displayed telling you that the claim “is Closed and cannot be Reversed. Reopen the claim and try again.”

Access the action by entering **REV** at the “Select Action:” prompt on the ECME User Screen.

Example 5.5-1: Accessing and Executing the Reverse Payable Claim Action

```
PHARMACY ECME          Aug 10, 2005@10:31:22          Page: 18 of 42
SELECTED DIVISION(S): ALL
Transmitted by ALL users          Activity Date Range: within the past 10 day(s)
                                   Sorted by: Patient Name
+# PATIENT/DRUG/COMMENTS          INSURANCE/NDC/RX#/ECME#          LOC/TYP RXINF
7  ECMEpatient,One                (XXXX) WEBMD TE/                VET ALL payable
  7.1 ALBUTEROL INHALER          55555-4444-22 08/08 100003744$ 0/000000504304 W RT AC/R
    p-Payable
  7.2 ACETYLCYSTEINE 20          00087-0570-09 08/01 100004054$ 0/000000504677 W RT AC/N
    p-Payable
+      Enter ?? for more actions
CU Continuous Update              REV Reverse Payable Claim FR Further Research
UD Display Update                  RES Resubmit Claim              LOG Print Claim Log
CV Change View                      CLO Close Claim                WRK Send to Worklist
SO Sort List                        CMT Add/View Comments          EX Exit
Select Action: Next Screen// REV Reverse Payable Claim
```

(A) You will see the following message, if you attempt to reverse a primary claim when there is a payable secondary claim.

Example 5.5-2: Entering the Line Item for a Claim with a Payable Secondary Claim

```
1.12 FLURAZEPAM 15MG C 00140-0065-14 03/04 102322$ 2/000000113596 W RT AC/R
cannot be Reversed if the secondary claim is payable.
Please reverse the secondary claim first.
```

(B) You are prompted for the line item of the payable claim to be reversed. Remember, if you enter the patient line number, a claim reverse request will be created for all of the payable claims for that patient.

Example 5.5-3: Entering the Line Item for the Claim Reversal Request

```
Enter the line numbers for the Payable claim(s) to be Reversed.
Select: 7.1
```

(C) The selected line item is redisplayed and you are required to enter text to explain the reversal reason.

Example 5.5-4: Typing Text for Required Reversal Reason

```
You've chosen to REVERSE the following prescription for ECMEpatient,Six
7.1 ALBUTEROL INHALER 55555-4444-22 02/28 100003744$ 0/000000504304 W RT AC/R
```

Enter REQUIRED REVERSAL REASON: RX IS FOR SC CONDITION

This response must have at least 0 characters and no more than 60 characters and must not contain embedded uparrow

- (D) The system asks if you are sure you want to continue with the transaction. You can answer **Y** or **N**. If you type in **Y**, the claim reversal request is submitted.

Example 5.5-5: Entering “Y” to Continue Claim Reversal Request

Enter REQUIRED REVERSAL REASON: Drug is only billable through CMOP
Are you sure? (Y/N)? **YES**

- (E) The system asks if you want to mark the claim as non-billable in Claims Tracking, and therefore release the patient copay (if any). Enter **Y** or **N**. If you enter **Y**, you will be prompted for a Claims Tracking Non-Billable Reason and a Comment. If the reversal is accepted by the payer, the ECME claim will be closed and a close event will then be sent to IB with the non-billable reason and comment provided by the user. IB should mark the episode as non-billable and release the first-party copay.

Example 5.5-6: Entering “Y” to Mark the Claim as Non-billable

Do you want to mark the claim as non-billable in Claims Tracking and release the Patient Copay (if any) (Yes/No)? No//**Yes**

Select CLAIMS TRACKING NON-BILLABLE REASONS NAME: ??

Choose from:

1	NOT INSURED
2	SC TREATMENT
3	AGENT ORANGE
4	IONIZING RADIATION
5	SOUTHWEST ASIA
7	COVERAGE CANCELED
10	INVALID PRESCRIPTION ENTRY
12	PRESCRIPTION DELETED
13	PRESCRIPTION NOT RELEASED
14	DRUG NOT BILLABLE
21	MILITARY SEXUAL TRAUMA
29	HEAD/NECK CANCER
30	COMBAT VETERAN
33	90 DAY RX FILL NOT COVERED
34	NOT A CONTRACTED PROVIDER
35	INVALID MULTIPLES PER DAY SUPP
36	REFILL TOO SOON
37	INVALID NDC FROM CMOP
38	PROJECT 112/SHAD
39	NON COVERED DRUG PER PLAN
40	FILING TIMEFRAME NOT MET
61	NO PHARMACY COVERAGE
85	NPI/TAXONOMY ISSUES
86	RX DUR REJECT
87	RX PRIOR AUTH NOT OBTAINED
88	RX MEDICARE PART D
89	RX DISCOUNT CARD
91	DATE OF BIRTH MISMATCH
999	OTHER

Select CLAIMS TRACKING NON-BILLABLE REASONS NAME: 2 SC TREATMENT

Comment : RX IS FOR SC CONDITION

Are you sure (Y/N)? **YES**

If the reversal is approved by the third-party payer, the claim will be marked as non-billable.

(F) The system submits a claim reversal request to the payer for each selected claim.

Example 5.5-7: Claim Reversal Request is Submitted

Processing Primary claim...

Claim Status:

Reversing...

IN PROGRESS-Building the transaction

IN PROGRESS-Transmitting

IN PROGRESS-Parsing response

E REVERSAL ACCEPTED

Reversal Accepted

1 claim reversal submitted.

Enter RETURN to continue or '^' to exit:

(G) The payer will either “Accept” or “Reject” the claim reversal request. The payer return status is displayed on the Payer Returned Response line.

Example 5.5-8: Accepted Payable Claim Reversal Request

PHARMACY ECME	Aug 10, 2005@10:31:22	Page: 18 of 42
SELECTED DIVISION(S): ALL	Activity Date Range: within the past XX day(s)	
Transmitted by ALL users	Sorted by: Patient Name	
+ # PATIENT/DRUG/COMMENTS	INSURANCE/NDC/RX#/ECME#	LOC/TYP RXINF
7 ECMEpatient,Six	(XXXX) WEBMD TE/	VET ALL payable
7.1 ALBUTEROL INHALER	55555-4444-22 02/28 100003744\$	0/000000504304 W RT DS/R
p-Reversal Accepted		

5.6 Resubmit Claim

The *Resubmit Claim* action sends a claim reversal request to the insurer, followed by a new claim for the same prescription, with the new or updated data for these conditions:


- If the claim was initially returned as “Payable”, the system sends a claim reversal request. If the payer “Accepts” the reversal request, the claim resubmission is sent. If the payer “Rejects” the reversal request, the claim is NOT resubmitted.
- If the claim was initially returned as “Rejected”, the system immediately sends the claim submission to the payer and the reversal request is NOT sent.

The Resubmit action is accessed by entering **RES** at the “Select Action:” prompt on the ECME User Screen.

Example 5.6-1: Accessing and Executing the Resubmit Claim Action

PHARMACY ECME	Jul 22, 2008@14:41:55	Page: 1 of 29
SELECTED DIVISION(S): ALL	Activity Date Range: within the past 10 day(s)	
Transmitted by ALL users	Sorted by: Transaction Date	
# PATIENT/DRUG/COMMENTS	INSURANCE/NDC/DOS/RX#/ECME#	LOC/TYP RXINF
1 ECMEpatient,One (XXXX) OPINSUR1/	VET Pb:2 Rj:4 AcRv:4 RjRv:0	
1.1 RESERPINE 0.1MG S	00083-0035-40 07/19 100598\$	1/000000000520 W RT AC/N
p-In progress- Waiting to start		
1.2 LIDOCAINE 0.5% W/	00186-0140-01 07/19 100704\$	1/000000000623 W RT AC/N
p-In progress- Transmitting		
1.3 IMIPRAMINE 25MG T	00779-0588-30 07/19 100820\$	1/000000000740 W RT **/N
p-Rejected		
07:M/I Cardholder ID		
1.4 FLURAZEPAM 15MG C	00781-2806-05 07/18 100948\$	0/000000000870 W RT **/N
p-Rejected		
07:M/I Cardholder ID		
1.5 DACARBAZINE 100MG	00026-8151-10 07/21 100958\$	2/000000000880 W RT **/N
p-Reversal accepted		
+ Enter ?? for more actions		
CU Continuous Update	REV Reverse Payable Claim	FR Further Research
UD Display Update	RES Resubmit Claim	LOG Print Claim Log
CV Change View	CLO Close Claim	WRK Send to Worklist
SO Sort List	CMT Add/View Comments	EX Exit
Select Action: Next Screen// res Resubmit Claim		

(A) You are prompted for the line item(s) of the claim to be resubmitted.



You may also submit multiple line items separated by commas (e.g. “1.1,1.2”), or a range of line items separated by a hyphen (e.g. “1.1-1.3”).

Example 5.6-2: Entering the Line Item for the Claim Resubmission Request

```
Enter the line numbers for the claim(s) to be resubmitted.  
Select item(s): 1.5
```

Claims that have been closed will be displayed with “/Closed” after the status. [Closed claims cannot be resubmitted until they are reopened](#). If you attempt to resubmit a claim that is closed, a message is displayed telling you that you cannot resubmit.

Example 5.6-3: Resubmitting a Closed Claim

```
You've chosen to RESUBMIT the following prescription  
1.2 AMITRIPTYLINE HCL 00603-2212-32 10/11 2056098 0/000001616051 M RT  
DS/N  
Are you sure?(Y/N)? y YES  
  
>> Cannot Resubmit  
1.2 AMITRIPTYLINE HCL 00603-2212-32 10/11 2056098 0/000001616051 M RT  
DS/N  
because the claim is Closed. Reopen the claim and try again.  
  
0 claims have been resubmitted.
```

The primary claim cannot be resubmitted if there is a payable secondary claim. In these cases, you must reverse the secondary claim.

If you attempt to resubmit a primary claim when there is a payable secondary claim, you will see the following message, which will discontinue the claims resubmission process.

Example 5.6-4: Entering the Line Item for a Claim that has a Payable Secondary Claim

```
The claim:  
1.12 FLURAZEPAM 15MG C 00140-0065-14 03/04 102322$ 2/000000113596 W RT AC/R  
cannot be Resubmitted if the secondary claim is payable.  
Please reverse the secondary claim first.
```

(B) Otherwise, the system redisplay the line item for resubmission, then asks if you are sure you want to continue with the transaction. You can enter Y or N. If you answer Y, the claim resubmission process continues.

Example 5.6-5: Entering “Y” to Continue Claim Resubmission Request

```
You've chosen to RESUBMIT the following prescription for ECMEpatient,One  
100MG 00026-8151-10 06/26 100958$ 2/000000000880 W RT **/N  
Are you sure?(Y/N)? y YES
```

(C) ECME will allow multiple submissions of the same prescription and fill to be placed on the request queue at the same time. The ECME engine will process all requests in the order that they are received. Note that even though a request may be placed on the queue, whether or not it is processed will depend on the outcome of the previous request. For instance, if there are two entries on the queue and the second is requesting a reversal, it may not be processed if the previous request comes back with an E REVERSAL ACCEPTED status. If there is already a submission in the queue for this prescription and fill, a message is displayed and you are asked if you want to proceed.

Example 5.6-6: Entering “Y” to Place Multiple Submissions in the Queue

```
The claim is in progress. The request will be scheduled and processed after
the previous request(s) are completed. Please be aware that the result of
the resubmit depends on the payer's response to the prior incomplete requests.
Do you want to proceed?(Y/N)? y YES
```

(D) The claim resubmission request is submitted and the progress is displayed.

Example 5.6-7: Displaying a Successfully Resubmitted Claim

```
Claim Status:
IN PROGRESS-Waiting to start
IN PROGRESS-Building the claim
IN PROGRESS-Transmitting
E PAYABLE

Prescription 100958 successfully submitted to ECME for claim generation.
1 claim has been resubmitted.

Enter RETURN to continue or '^' to exit: <ENTER>

Updating screen for resubmitted claims...
```

(E) The line item will display the status of a claim that was resubmitted.

Example 5.6-8: Displaying the Claim Status after a Resubmission

```
PHARMACY ECME          Jul 12, 2008@14:42:46          Page: 1 of 29
SELECTED DIVISION(S): ALL
Transmitted by ALL users          Activity Date Range: within the past 10 day(s)
Sorted by: Transaction Date

# PATIENT/DRUG/COMMENTS  INSURANCE/NDC/DOS/RX#/ECME#  LOC/TYP RXINF
1  ECMEpatient,One (XXXX) OPINSUR1/  VET Pb:2 Rj:4 AcRv:4 RjRv:0
1.1  RESERPINE 0.1MG S  00083-0035-40 07/09 100598$  1/000000000520 W RT AC/N
    p-In progress- Waiting to start
1.2  LIDOCAINE 0.5% W/  00186-0140-01 07/09 100704$  1/000000000623 W RT AC/N
    p-In progress- Waiting to start
1.3  IMIPRAMINE 25MG T  00779-0588-30 07/09 100820$  1/000000000740 W RT **/N
    p-Rejected
    07:M/I Cardholder ID
1.4  FLURAZEPAM 15MG C  00781-2806-05 07/08 100948$  0/000000000870 W RT **/N
    p-Rejected
    07:M/I Cardholder ID
1.5  DACARBAZINE 100MG 00026-8151-10 07/06 100958$  2/000000000880 W RT **/N
    p-Payable
+
  Enter ?? for more actions
CU Continuous Update      REV Reverse Payable Claim FR Further Research
UD Display Update        RES Resubmit Claim          LOG Print Claim Log
CV Change View           CLO Close Claim            WRK Send to Worklist
SO Sort List             CMT Add/View Comments     EX Exit
Select Action: Next Screen//
```

5.7 Close Claim

This action allows you to close claims that were initially returned as “Rejected”, and reversals that were “Released and Accepted”.

Claims that have already been closed are displayed with “/Closed” after the status. If you attempt to close a claim that is already closed, the following message is displayed, “This claim is already closed.”

The Close Claim action will prevent a claim from being closed if it is currently open on the Pharmacy Worklist. If you attempt to close a claim that is open in the Pharmacy Worklist, a message will be displayed that the claim cannot be closed because it is open in the Pharmacy Worklist.

```
PHARMACY ECME          Jul 15, 2014@18:43:02          Page:    1 of    1
SELECTED DIVISION(S):  GENERIC CITY
Transmitted by Transmitter, Person    Activity Date Range: within the past 365 day(s)
                                         Sorted by: Transaction date by default
#  PATIENT/DRUG/COMMENTS    INSURANCE/NDC/DOS/RX#/ECME#    STATUS/LOC/TYP/RXINF
1
1.1  ABACAIVIR SULFATE    00173066101 07/15 #####0/0000###7412 M RT SU/N
      07/15/14 - IGNORED - test of cmop
      p-Rejected
      NN:Transaction Rejected At Switch Or Intermediary
      NC16-The clearinghouse did not reply in time.

      Enter ?? for more actions
CU  Continuous Update      REV Reverse Payable Claim FR  Further Research
UD  Display Update        RES Resubmit Claim           LOG Print Claim Log
CV  Change View          CLO Close Claim             WRK Send to Worklist
SO  Sort List            CMT Add/View Comments       EX  Exit
Select Action: Quit//CLO
Enter the line numbers for the claim(s) to be closed.
Select item(s): 1.1

You've chosen to close the following prescription(s) for
Oppatient, ONE :
1.1  ABACAIVIR SULFATE    00173066101 07/15 #####0/0000###7412 M RT SU/N
      NN:Transaction Rejected At Switch Or Intermediary
      NC16-The clearinghouse did not reply in time.

ALL Selected Rxs will be CLOSED using the same information gathered in the
following prompts.

Are you sure?(Y/N)? y  YES

The Prescription is currently open in the pharmacist's Third Party Payer Reject Worklist.
The claim cannot be closed until action is taken by the pharmacist.

PHARMACY ECME          Jul 15, 2014@18:43:02          Page:    1 of    1
SELECTED DIVISION(S):  GENERIC CITY
Transmitted by Transmitter, Person    Activity Date Range: within the past 365 day(s)
                                         Sorted by: Transaction date by default
#  PATIENT/DRUG/COMMENTS    INSURANCE/NDC/DOS/RX#/ECME#    STATUS/LOC/TYP/RXINF
1
1.1  ABACAIVIR SULFATE    00173066101 07/15 #####0/0000###7412 M RT SU/N
      07/15/14 - IGNORED - test of cmop
      p-Rejected
      NN:Transaction Rejected At Switch Or Intermediary
      NC16-The clearinghouse did not reply in time.

      Enter ?? for more actions
CU  Continuous Update      REV Reverse Payable Claim FR  Further Research
UD  Display Update        RES Resubmit Claim           LOG Print Claim Log
```

```

CV Change View          CLO Close Claim        WRK Send to Worklist
SO Sort List           CMT Add/View Comments  EX Exit
Select Action: Quit//

```

The CLOSE action cannot be applied to the secondary claim if the primary claim has already been closed. The secondary claim is considered closed when the primary claim is closed.

(A) This action is accessed by entering **CLO** at the “Select Action:” prompt on the ECME User Screen. The system prompts you for the line number(s) for the claim(s) you are closing.

Example 5.7-1: Entering a Prescription Line Item to Close One Rejected Claim

```

PHARMACY ECME          Aug 02, 2005@12:19          Page: 1 of 70
SELECTED DIVISION(S): ALL
Transmitted by ALL users          Activity Date Range: within the past 10 day(s)
Sorted by: Patient Name
# PATIENT/DRUG/COMMENTS          INSURANCE/NDC/RX#/ECME#          LOC/TYP RXINF
7  ECMEpatient,Two (XXXX) WEBMD /          VET Pb:3 Rj:1 AcRv:0 RjRv:0
  7.1  DESIPRAMINE 25MG T 00068-0011-10 08/02 100003962$ 0/000000504559 W RT **/N
      p-Rejected
      07:M/I Cardholder ID Number
      22:M/I Dispense As Written(DAW)/Product Selection Code
      34:M/I Submission Clarification Code
  7.2  CODEINE SULFATE 30 00002-1010-02 08/02 10082$ 0/000000504561 W RT EX/N
      p-Rejected
      07:M/I Cardholder ID Number
      23:M/I Ingredient Cost Submitted
8  ECMEpatient,Two (XXXX) WEBMD /          VET ALL payable
  8.1  TESTOSTERONE ENTH. 00003-0328-40 07/30 909238$ 0/000001105472 M RT AC/N
      p-Payable
+      Enter ?? for more actions
CU Continuous Update          REV Reverse Payable Claim FR Further Research
UD Display Update          RES Resubmit Claim          LOG Print Claim Log
CV Change View          CLO Close Claim          WRK Send to Worklist
SO Sort List          CMT Add/View Comments          EX Exit
Select Line Item(s): Next Screen// CLO Close Claim
Enter the line numbers for the claim(s) to be closed.
Select Line Item(s): 7.1

```

(B) The system redisplay the selected line item(s), then notes that all prescription line items for patient line items will be closed using the same information entered into the non-billable reasons name prompt. You are then asked if you want to continue.

Example 5.7-2: Entering “Y” to Continue Close Claim Request

You've chosen to close the following prescription(s) for
ECMEpatient,Two:
7.1 DESIPRAMINE 25MG T 00068-0011-10 03/20 100003962\$ 0/000000504559 W RT
**/N
07:M/I Cardholder ID Number
22:M/I Dispense As Written(DAW)/Product Selection Code
34:M/I Submission Clarification Code

ALL Selected Rxs will be CLOSED using the same information gathered in the
following prompts.

Are you sure?(Y/N)? **YES**

(C) You are prompted for a non-billable reason code.

Example 5.7-3: Listing Non-Billable Reason Codes

PHARMACY ECME Aug 12, 2005@12:19 Page: 1 of 70
Select CLAIMS TRACKING NON-BILLABLE REASONS NAME: ??

Choose from:
1 NOT INSURED
2 SC TREATMENT
3 AGENT ORANGE
4 IONIZING RADIATION
5 SOUTHWEST ASIA
7 COVERAGE CANCELED
10 INVALID PRESCRIPTION ENTRY
12 PRESCRIPTION DELETED
13 PRESCRIPTION NOT RELEASED
14 DRUG NOT BILLABLE
21 MILITARY SEXUAL TRAUMA
29 HEAD/NECK CANCER
30 COMBAT VETERAN
33 90 DAY RX FILL NOT COVERED
34 NOT A CONTRACTED PROVIDER
35 INVALID MULTIPLES PER DAY SUPP
36 REFILL TOO SOON
37 INVALID NDC FROM CMOP
38 PROJECT 112/SHAD
39 NON COVERED DRUG PER PLAN
40 FILING TIMEFRAME NOT MET
61 NO PHARMACY COVERAGE
85 NPI/TAXONOMY ISSUES
86 RX DUR REJECT
87 RX PRIOR AUTH NOT OBTAINED
88 RX MEDICARE PART D
89 RX DISCOUNT CARD
91 DATE OF BIRTH MISMATCH
999 OTHER

Select CLAIMS TRACKING NON-BILLABLE REASONS NAME: 61 NO PHARMACY COVERAGE

(D) You are prompted for a comment (explanation), and again whether you want to continue.

Example 5.7-4: Entering a Comment and Answering 'Are You Sure?' Question

```
Comment : ECME Reject: Insurance does not cover Rxs  
Are you sure?(Y/N)? YES
```

```
Closing Claim VA2006=1712884=000010=0006693...OK  
1 claim has been closed.
```

```
Enter RETURN to continue or '^' to exit: <Enter>
```

```
Updating screen for closed claims...
```

5.7.1 Variations to the Close claim process.

If the Non-Billable Reason selected is "OTHER", the system prompts you with two choices: "NON-BILLABLE" or "DROP TO PAPER".

- If you select **(N)**ON-BILLABLE EPISODE, the Claims Tracking entry displays the Billable Episode flag = "N" with the Non-Billable Reason that you selected. Note that Billable Episode flag will be changed back to "Y" if a secondary claim is later generated and is returned as payable.
- If you select **(D)**ROP TO PAPER, the system stores the selected Non-Billable Reason in the Close Claim Comments, updates the Claims Tracking entry to display the Billable Episode flag = "Y", creates the next bill date as T+1 and stores Claims Tracking comments including the initial Non-billable Reason. The next scheduled billing run will pick up this bill as long as the prescription has been released.

Example 5.7.1-1: Closing a Prescription

```
You've chosen to close the following prescription(s) for  
ECMEPatient,FIVE :  
4.1 COLCHICINE 0.6MG 00074378101 06/24 101297$ 1/000000001653 M  
RT DS/N
```

```
ALL Selected Rxs will be CLOSED using the same information gathered in the  
following prompts.
```

```
Are you sure?(Y/N)? YES
```

```
Select CLAIMS TRACKING NON-BILLABLE REASONS NAME: OTHER
```

```
Select one of the following:
```

```
      N          NON-BILLABLE  
      D          DROP TO PAPER
```

```
Treat as (N)on-Billable Episode or (D)rop Bill to Paper?: NON-BILLABLE
```

```
Comment : Insurance does not cover Rxs
```

```
Release Patient CoPay(Y/N)? YES
```

```
Are you sure?(Y/N)? NO
```


Example 5.7.1-2: Entering Non-Billable Episode for Reason Code 31

```
Select CLAIMS TRACKING NON-BILLABLE REASONS NAME: 31 90 DAY RX FILL NOT COVERED
```

```
Select one of the following:
```

```
      N          NON-BILLABLE
      D          DROP TO PAPER
```

```
Treat as (N)on-Billable Episode or (D)rop Bill to Paper?: Select: N Non-billable
```

- (A) The application will prompt you for a comment. The text can be up to 40 characters and must not contain any embedded up-arrows (^).

Example 5.7.1-3: Entering a Comment

```
Comment : ECME Reject: Plan does not cover 90-day fills
```

- (B) You can enter **Y** or **N** to choose to continue the close claim request or not.

Example 5.7.1-4: Entering “Y” to Continue Close Claim Request

```
Are you sure?(Y/N)? Y YES
```

- (C) If the Rx# display is followed by a “\$”, the ECME user is given the following prompt to answer whether the patient copay can be released also or not. If you select **Y**, the patient copay bill will be automatically removed from hold status for ALL selected claims.

Example 5.7.1-5: Releasing Patient Copay

```
Release Patient CoPay(Y/N)? Y YES
```

- (D) When the claim is successfully closed, the display shows that the transaction went through “OK” and states that the claim was closed.

Example 5.7.1-6: Displaying System Closing the Claim

```
Closing Claim VA2005-1111111-123456-0000501...OK
1 claim has been closed.
```

```
Enter RETURN to continue or '^' to exit:/ <Enter>
```

```
Updating screen for closed claims...
```

- (E) The closed claim transaction may no longer be displayed with the patient’s other prescription line items depending on the filters set in Change View. The system will notify Integrated Billing of the closed claim so that Claims Tracking can be updated.

Example 5.7.1-7: Closed Item is No Longer Displayed

```
PHARMACY ECME                               Aug 12, 2005@13:13:15                               Page: 1 of 69
SELECTED DIVISION(S): ALL
Transmitted by ALL users                     Activity Date Range: within the past 10 day(s)
                                             Sorted by: Patient Name
# PATIENT/DRUG/COMMENTS                     INSURANCE/NDC/RX#/ECME#                     LOC/TYP RXINF
7 ECMEpatient,Two (XXXX) WEBMD /           VET Pb:3 Rj:1 AcRv:0 RjRv:0
  7.1 CODEINE SULFATE 30 00002-1010-02 08/03 10082$ 0/000000504561 W RT EX/N
    p-Rejected
    07:M/I Cardholder ID Number
    23:M/I Ingredient Cost Submitted
8 ECMEpatient, Three (XXXX) WEBMD /         VET ALL payable
  8.1 TESTOSTERONE ENTH. 00003-0328-40 08/03 909238$ 0/000001105472 M RT AC/N
    p-Payable
9 ECMEpatient,22 (XXXX) WEBMD /           VET ALL payable
  9.1 HYDROCODONE 5/ACET 55778-8998-88 08/12 909254$ 1/000001105496 C RT AC/N
+ Enter ?? for more actions
```

5.7.2 Special Notes regarding secondary claims

If a primary claim is successfully closed and there is secondary insurance for that claim, a secondary insurance notification is displayed so that the user will know to bill the secondary payer.

Example 5.7.2-1: Secondary Insurance Notification

This patient has ADDITIONAL insurance with Rx Coverage that may be used to bill this claim. The system will change the CT entry to a NON-BILLABLE Episode. If appropriate, please go to the ECME Pharmacy COB menu and use the PRO - Process Secondary/TRICARE Rx to ECME option to create an ePharmacy secondary claim.

```
Patient:          ECMEpatient,One
Date of service:  JUN 29, 2010
Insurance:        ECMEInsurance,One
Group number:    10001
  BISOPROLOL 2.5MG/ 51285-0047-02 06/29 2055810$ 0/000001615758 W RT AC/R
```

```
Do you want to print the information (above) concerning additional insurance?
(Y/N)? n NO
```

5.8 Add/View Comments

The system allows the ECME user to enter comments for any claim displayed on the ECME User Screen. The most recent comment will be displayed under the Prescription Information line.

- (A) Access this action by entering **CMT** at the "Select Action:" prompt on the ECME User Screen. The system prompts you for a line selection to identify the line item(s) to contain a comment. You are allowed to select more than one claim to add the same comment to or can select the patient summary line to add the same comment to all claims that are listed under this patient.

Example 5.8-1: Entering a Prescription Line Item to Add a Comment

```
PHARMACY ECME          Jul 02, 2005@22:19          Page: 1 of 70
SELECTED DIVISION(S): ALL
Transmitted by ALL users          Activity Date Range: within the past 10 day(s)
                                   Sorted by: Patient Name
# PATIENT/DRUG/COMMENTS          INSURANCE/NDC/RX#/ECME#          LOC/TYP RXINF
1 ECMEpatient,Two (XXXX) WEBMD /          VET Pb:3 Rj:1 AcRv:0 RjRv:0
  1.1 TAMOXIFEN CITRATE 00093-0784-86 07/01 909392$ 0/000001105634 W ** DS/R
    p-Rejected
    NN:Transaction Rejected At Switch Or Intermediary
    NC40-Request from an unknown site. Registration is required
  1.2 DESIPRAMINE HCL 25 00068-0011-10 07/01 909393$ 0/000001105635 W ** AC/R
    p-Payable
  1.3 DIAZEPAM 5MG/ML IN 00140-1933-06 07/01 909394$ 0/000001105636 W ** AC/R
    p-Payable

+ Enter ?? for more actions
CU Continuous Update          REV Reverse Payable Claim FR Further Research
UD Display Update          RES Resubmit Claim          LOG Print Claim Log
CV Change View          CLO Close Claim          WRK Send to Worklist
SO Sort List          CMT Add/View Comments          EX Exit
Select Action: Next Screen// CMT Add/View Comments
Enter the line number for which you wish to Add/View comments.
Select: 1.2
```

(B) The system displays the selected line item and prompts you to enter a comment with a new line number, the same line item number, Quit (default) or Exit.

Example 5.8-2: Displaying the Prescription Line Item to Add a Comment or Quit

```
ADD/VIEW COMMENTS          Jul 02, 2005@22:19          Page: 1 of 1
PHARMACY ECME
SELECTED DIVISION(S): ALL
Transmitted by ALL users          Activity Date Range: within the past 10 day(s)
# PATIENT/DRUG/COMMENTS          INSURANCE/NDC/RX#/ECME#          LOC/TYP RXINF
  1.1 DESIPRAMINE HCL 25 00068-0011-10 07/01 909393$ 0/000001105635 W ** AC/R
    p-Payable

Enter ?? for more actions
A Add Comment          EX Exit
Select action: Quit//Add
Select: 1.1
```

(C) The system prompts for the comment and allows you to enter 70 characters of freeform text. The system will track the user who entered the comment.

Example 5.8-3: Adding a comment to a Prescription Line Item

```
Enter Comment: This shows a test comment line for a prescription line item.
```

(D) The comment that has been added is displayed with the date of the entry. The system then prompts you for a line selection to identify another line item to Add a comment or to Quit (the default) or Exit.

Example 5.8-4: Displaying the Added Comment and Prompting for Another

```
ADD/VIEW COMMENTS          Jul 02, 2005@22:19          Page: 1 of 1
PHARMACY ECME
SELECTED DIVISION(S): ALL
Transmitted by ALL users    Activity Date Range: within the past 10 day(s)
# PATIENT/DRUG/COMMENTS    INSURANCE/NDC/RX#/ECME#    LOC/TYP RXINF
  1.1  DESIPRAMINE HCL 25 00068-0011-10 07/01 909393$    0/000001105635 W ** AC/R
      08/15/05 - This shows a test comment line for a prescription line item.
      (LAST, FIRST NAME)
      p-Payable

      Enter ?? for more actions
A  Add Comment              EX  Exit
Select action: Quit// <Enter>
Updating user screen for new comment(s)...
```

(E) Comments can also be generated automatically by the system. The Outpatient Pharmacy system allows prescriptions with specified claim rejections to be sent to the Pharmacy Worklist automatically. There are two types of user-defined rejections for Veteran prescriptions: (1) Transfer Rejects, and (2) Reject Resolution Required Rejects. The Transfer Reject comment is “Auto Send to Pharmacy Worklist due to Transfer Reject Code” and the Reject Resolution Required Reject comment is “Auto Send to Pharmacy Worklist due to Reject Resolution Required”. In addition, TRICARE and CHAMPVA prescriptions are sent to the Pharmacy Worklist if the claim is rejected for any reason. The TRICARE and CHAMPVA comment is “Auto Send to Pharmacy Worklist & OPECC - CVA/TRI”.

5.9 Further Research Screen

The *Further Research* Screen allows you to access different sets of data within VistA for quick problem resolution. The *Further Research* Screen allows you to access (or jump to) options in other VistA applications.

(A) Enter **FR** at the “Select Action:” prompt on the ECME User Screen.

Example 5.9-1: Accessing the Further Research Action

```
PHARMACY ECME          July 26, 2005@11:31:22          Page: 18 of 42
SELECTED DIVISION(S): ALL
Transmitted by ALL users    Activity Date Range: within the past 10 day(s)
Sorted by: Patient Name
+# PATIENT/DRUG/COMMENTS    INSURANCE/NDC/RX#/ECME#    LOC/TYP RXINF
16  ECMEpatient,One        (XXXX) WEBMD /            VET ALL payable
  16.1  ETANERCEPT 25MG/VI 58406-0425-34 07/22 909504$    0/000001105747 M RT AC/N
      p-Payable
  16.2  ETANERCEPT 25MG/VI 58406-0425-34 07/22 909504$    1/000001105747 M RT AC/N
      p-Payable
  16.3  DIVALPROEX 125MG T 00074-6212-13 07/22 909505$    0/000001105748 M RT AC/N
      p-Payable
  16.4  COLLAGENASE OINT    50484-0527-30 07/22 909506$    0/000001105749 M RT AC/N
      p-Payable
  16.5  NAFCILLIN 1 GM. IN 00209-6950-22 07/22 909507$    0/000001105750 M RT AC/N
      p-Payable
+      Enter ?? for more actions
```

CU	Continuous Update	REV	Reverse Payable Claim	FR	Further Research
UD	Display Update	RES	Resubmit Claim	LOG	Print Claim Log
CV	Change View	CLO	Close Claim	WRK	Send to Worklist
SO	Sort List	CMT	Add/View Comments	EX	Exit

Select Action: Next Screen// **FR** Further Research

(B) The system re-displays the ECME User Screen with multiple new “Research” options.

Example 5.9-2: Displaying Multiple Further Research Menu Options

```
FURTHER RESEARCH SCREEN          Nov 03, 2010@15:27:54          Page: 1 of 30
SELECTED DIVISION(S): ALL
Transmitted by ALL users          Activity Date Range: within the past 10 day(s)
                                   Sorted by: Transaction date by default
# PATIENT/DRUG/COMMENTS          INSURANCE/NDC/DOS/RX#/ECME#          STATUS/LOC/TYP/RXINF
1  ECMEPatient,SIX (XXXX) OPINSUR2/2055557898          VET Pb:10 Rj:2 AcRv:0 RjRv:1
  1.1  SIMETHICONE 40MG 02587542934 10/06 1100335$          0/000000003119 W RT AC/R
      p-Rejected
      85:Claim Not Processed
      NN:Transaction Rejected At Switch Or Intermediary
      02:M/I Version/Release Number
      EV117-D0 IS INVALID VERSION NUMBER
  1.2  TRIAMTERENE 50MG, 00484359030 10/26 1100336$          0/000000003120 W RT DS/R
      p-Reversal Other
  1.3  AMYL NITRITE 0.3M 00223700212 10/27 1100337$          0/000000003122 W RT DS/R
      p-Reversal Other
  1.4  TRIAMTERENE 50MG, 00484359030 10/27 1100339$          0/000000003124 W RT AC/R
      p-Payable
+      Enter ?? for more actions
INS Insurance details          CT Claims Tracking          EVNT IB Events Report
VE View Eligibility          TPJI Third Party Inquiry          GRPL Group Plan Menu
VP View Prescription          OH On Hold Copay List          EX Exit
CMT Add/View Comments          RH Release Copay
Select action:Next Screen//
```

5.9.1 Insurance Details

This action allows you to view insurance details for a single patient line item. The *Insurance Details* action allows you to access the Patient Insurance Info View/Edit option, located on the Patient Insurance Menu in the Integrated Billing software.

(A) Enter **INS** at the “Select Action” prompt, and a single line item to view the *Insurance Details* information for a patient.

Example 5.9.1-1: Accessing Insurance Details Option

```
FURTHER RESEARCH SCREEN          Nov 03, 2010@15:27:54          Page: 1 of 30
SELECTED DIVISION(S): ALL
Transmitted by ALL users          Activity Date Range: within the past 10 day(s)
                                   Sorted by: Transaction date by default
# PATIENT/DRUG/COMMENTS          INSURANCE/NDC/DOS/RX#/ECME#          STATUS/LOC/TYP/RXINF
1  ECMEPatient,SIX (XXXX) OPINSUR2/2055557898          VET Pb:10 Rj:2 AcRv:0 RjRv:1
  1.1  SIMETHICONE 40MG 02587542934 10/06 1100335$          0/000000003119 W RT AC/R
      p-Rejected
      85:Claim Not Processed
      NN:Transaction Rejected At Switch Or Intermediary
      02:M/I Version/Release Number
      EV117-D0 IS INVALID VERSION NUMBER
  1.2  TRIAMTERENE 50MG, 00484359030 10/26 1100336$          0/000000003120 W RT DS/R
      p-Reversal Other
  1.3  AMYL NITRITE 0.3M 00223700212 10/27 1100337$          0/000000003122 W RT DS/R
      p-Reversal Other
  1.4  TRIAMTERENE 50MG, 00484359030 10/27 1100339$          0/000000003124 W RT AC/R
      p-Payable
+      Enter ?? for more actions
INS Insurance details          CT Claims Tracking          EVNT IB Events Report
VE View Eligibility          TPJI Third Party Inquiry          GRPL Group Plan Menu
VP View Prescription          OH On Hold Copay List          EX Exit
CMT Add/View Comments          RH Release Copay
Select action:Next Screen// INS Insurance details
Please select a SINGLE Patient Line item for viewing Insurance
Select item: 1.4
```

(B) While in Patient Insurance Info View/Edit, you will have access to all of the actions at the bottom of the Insurance Screen. When you enter **QUIT**, the system will return to the *Further Research* Screen.

Example 5.9.1-2: Displaying Insurance Details Actions

```


Patient Insurance Information Aug 09, 2006@12:56:49      Page: 1 of 1
Insurance Management for Patient: ECMEpatient,One 0000

  Insurance Co.  Type of Policy  Group      Holder  Effect. Expires
1  WEBMD          PRESCRIPTION  10000     SELF   01/01/00

Enter ?? for more actions                                >>>
VP View Policy Info      BU Benefits Used      EX Exit
AB Annual Benefits      INS View Insurance Co.
Select Action:Quit// QUIT
  
```

5.9.2 View Eligibility

The *View Eligibility* action allows you to view the *Patient Eligibility Screen*.

	The full set of menu options is available only for users with IB INSURANCE SUPERVISOR and IB INSURANCE COMPANY ADD security keys.
---	---

(A) Enter **VE** to view eligibility information for a single patient.

Example 5.9.2-1: Accessing View Eligibility Option

```

FURTHER RESEARCH SCREEN      Nov 03, 2010@15:27:54      Page: 1 of 30
SELECTED DIVISION(S): ALL
Transmitted by ALL users      Activity Date Range: within the past 10 day(s)
                               Sorted by: Transaction date by default
# PATIENT/DRUG/COMMENTS      INSURANCE/NDC/DOS/RX#/ECME#  STATUS/LOC/TYP/RXINF
1  ECMEPatient,SIX (XXXX) OPINSUR2/2055557898  VET Pb:10 Rj:2 AcRv:0 RjRv:1
  1.1  SIMETHICONE 40MG 02587542934 10/06 1100335$ 0/000000003119 W RT AC/R
      p-Rejected
      85:Claim Not Processed
      NN:Transaction Rejected At Switch Or Intermediary
      02:M/I Version/Release Number
      EV117-D0 IS INVALID VERSION NUMBER
  1.2  TRIAMTERENE 50MG, 00484359030 10/26 1100336$ 0/000000003120 W RT DS/R
      p-Reversal Other
  1.3  AMYL NITRITE 0.3M 00223700212 10/27 1100337$ 0/000000003122 W RT DS/R
      p-Reversal Other
  1.4  TRIAMTERENE 50MG, 00484359030 10/27 1100339$ 0/000000003124 W RT AC/R
      p-Payable
+   Enter ?? for more actions
INS Insurance details      CT Claims Tracking      EVNT IB Events Report
VE View Eligibility      TPJI Third Party Inquiry  GRPL Group Plan Menu
VP View Prescription      OH On Hold Copay List  EX Exit
CMT Add/View Comments      RH Release Copay
Select action:Next Screen// VE View Eligibility
Please select a SINGLE Patient Line item for viewing Eligibility
Select item: 1.4
  
```

(B) While in the View Eligibility action, you will have access to only the EXIT/QUIT action at the bottom of the Patient Eligibility Screen. When you enter **QUIT**, the system will return to the *Further Research* Screen.

Example 5.9.2-2: Displaying View Eligibility Options.

```

Patient Eligibility      Aug 15, 2005@11:14:12      Page: 1 of 1
ECMEPatient,Six 5959      DOB: 01/02/66
  
```

```

Means Test: YES
Date of Test: 07/29/05
Co-pay Exemption Test:
Date of Test:
Patient has agreed to pay deductible

Insured: Yes
A/O Exposure:
Rad. Exposure:

Primary Elig. Code: NSC

Service Connected: No
Rated Disabilities: None
Enter ?? for more actions
EX Exit
Select Action: Quit//

```

5.9.3 View Prescription

This action allows you to view details for a single prescription. It accesses the *View Prescription* option, located on the Rx Prescriptions Menu in the Outpatient Pharmacy Manager software.

(A) When **VP** is entered at the “Select Action:” field, you will be prompted for the line item of the prescription you wish to display.

Example 5.9.3-1: Accessing View Prescription Action

```

FURTHER RESEARCH SCREEN      Nov 03, 2010@15:27:54      Page: 1 of 30
SELECTED DIVISION(S): ALL
Transmitted by ALL users      Activity Date Range: within the past 10 day(s)
                               Sorted by: Transaction date by default
# PATIENT/DRUG/COMMENTS      INSURANCE/NDC/DOS/RX#/ECME#      STATUS/LOC/TYP/RXINF
1  ECMEPatient,SIX (XXXX) OPINSUR2/2055557898      VET Pb:10 Rj:2 AcRv:0 RjRv:1
  1.1  SIMETHICONE 40MG, 02587542934 10/06 1100335$      0/000000003119 W RT AC/R
      p-Rejected
      85:Claim Not Processed
      NN:Transaction Rejected At Switch Or Intermediary
      02:M/I Version/Release Number
      EV117-D0 IS INVALID VERSION NUMBER
  1.2  TRIAMTERENE 50MG, 00484359030 10/26 1100336$      0/000000003120 W RT DS/R
      p-Reversal Other
  1.3  AMYL NITRITE 0.3M 00223700212 10/27 1100337$      0/000000003122 W RT DS/R
      p-Reversal Other
  1.4  TRIAMTERENE 50MG, 00484359030 10/27 1100339$      0/000000003124 W RT AC/R
      p-Payable
+      Enter ?? for more actions
INS Insurance details      CT Claims Tracking      EVNT IB Events Report
VE View Eligibility      TPJI Third Party Inquiry      GRPL Group Plan Menu
VP View Prescription      OH On Hold Copay List      EX Exit
CMT Add/View Comments      RH Release Copay
Select action:Next Screen// VP View Prescription
Please select a SINGLE Rx Line item for viewing a Prescription
Select item: 1.4

```

(B) Once a single prescription line item is entered, the system displays the following screens for the selected prescription. When you enter **QUIT**, the system will return you to the *Further Research* Screen.

Example 5.9.3-2: Displaying View Prescription Options.

Rx Activity Log Nov 03, 20XX@15:27:54 Page: 1 of 5

ECMEPatient,Six
 PID: XXXX Ht (cm): _____ (_____)
 DOB: MAY X,XXXX (XX) Wt (kg): _____ (_____)
 Rx #: XXXXXXX\$

Orderable Item: TRIAMTERENE 50MG

CMOP Drug: TRIAMTERENE 50MG TAB
 *Dosage: 50MG
 Verb: TAKE
 Dispense Units: 1
 Noun: TABLET
 *Route: ORAL
 *Schedule: 2X

Patient Instructions

SIG: TAKE ONE TABLET BY MOUTH 2X
 Patient Status: OPT NSC
 Issue Date: 10/07/XX Fill Date: 10/07/XX
 Last Fill Date: 10/07/XX (Window)
 Last Release Date: Lot #:
 Expires: 10/08/XX MFG:
 Days Supply: 90 QTY (TAB): 11
 # of Refills: 3 Remaining: 3
 Provider: OPINSUR2
 Routing: Window
 Copies: 1
 Method of Pickup:
 Clinic: Not on File
 Division: XXXXXXXXXXXX
 Pharmacist:
 Patient Counseling: NO
 Remarks:
 Finished By: PSUser,Two
 Entry By: PSUser,Two Entry Date: 10/6/XX 11:45:57

Original Fill Released: Routing: Window

Refill Log:

#	Log Date	Refill Date	Qty	Routing	Lot #	Pharmacist
There are NO Refills For this Prescription						

Partial Fills:

#	Log Date	Date	Qty	Routing	Lot #	Pharmacist
There are NO Partial for this Prescription						

Activity Log:

#	Date	Reason	Rx Ref	Initiator Of Activity
1	08/03/XX	EDIT	ORIGINAL	PSUser,Two
Comments: FILL DATE (3050801),				

Copay Activity Log:

#	Date	Reason	Rx Ref	Initiator Of Activity
There's NO Copay activity to report				

Label Log:

#	Date	Rx Ref	Printed By
1	08/01/XX	ORIGINAL	PSUser,Three
Comments: From RX number XXXXXX			

2 08/03/05 ORIGINAL PSUser,Three
Comments: From RX number XXXXXX (Reprint)

Rx Activity Log Nov 03, 2010@15:27:54 Page: 5 of 5
ECMEPatient, Six
PID: XXXX Ht (cm): _____ (_____))
DOB: JAN X, XXXX (XX) Wt (kg): _____ (_____))+
ECME Log:

#	Date	Rx Ref	Initiator Of Activity
1	5/22/06@19:00:24	ORIGINAL	PSUser,Three
Comments: Submitted to ECME:CMOP TRANSMISSION (NDC:00049-3980-60)			
2	7/6/06@19:01:04	REFILL 1	PSUser,Three
Comments: Submitted to ECME:CMOP TRANSMISSION (NDC:00049-3980-60)			
3	7/7/06@14:39:19	REFILL 1	PSUser,Three
Comments: Submitted to ECME:REJECT WORKLIST-DUR OVERRIDE CODES (DD/M0/1B) -E PAYABLE-pMEDCO			

ECME REJECT Log:

#	Date/Time Rcvd	Rx Ref	Reject Type	STATUS	Date/Time Resolved
1	7/6/06@19:02:08	REFILL 1	DUR	RESOLVED	7/7/06@14:39:19
Comments: AUTOMATICALLY CLOSED (CLAIM RE-SUBMITTED)					

Enter ?? for more actions

Select Action:Quit//

5.9.4 Add/View Comments

When **CMT** is entered at the “Select Action:” field, you will access the *Add/View Comments* as described in Section 5.8. The only difference is that when you select **QUIT**, you will be returned to the *Further Research* Screen.

5.9.5 Claims Tracking

This action accesses the Claims Tracking Edit Screen of the Claims Tracking Edit for Billing option in the Integrated Billing software.

(A) Enter the **CT** action and then enter a single prescription line item to track a claim.

Example 5.9.5-1: Accessing Claims Tracking Option

```
FURTHER RESEARCH SCREEN          Nov 03, 2010@15:27:54          Page:    1 of    30
SELECTED DIVISION(S): ALL
Transmitted by ALL users          Activity Date Range: within the past 11 day(s)
                                   Sorted by: Transaction date by default
# PATIENT/DRUG/COMMENTS  INSURANCE/NDC/DOS/RX#/ECME#  STATUS/LOC/TYP/RXINF
1 ECMEPatient,SIX (XXXX) OPINSUR2/2055557898  VET Pb:10 Rj:2 AcRv:0 RjRv:1
  1.1 SIMETHICONE 40MG 02587542934 10/06 1100335$ 0/000000003119 W RT AC/R
      p-Rejected
      85:Claim Not Processed
      NN:Transaction Rejected At Switch Or Intermediary
      02:M/I Version/Release Number
      EV117-D0 IS INVALID VERSION NUMBER
  1.2 TRIAMTERENE 50MG, 00484359030 10/06 1100336$ 0/000000003120 W RT DS/R
      p-Reversal Other
  1.3 AMYL NITRITE 0.3M 00223700212 10/07 1100337$ 0/000000003122 W RT DS/R
      p-Reversal Other
  1.4 TRIAMTERENE 50MG, 00484359030 10/07 1100339$ 0/000000003124 W RT AC/R
      p-Payable
+   Enter ?? for more actions
INS Insurance details      CT Claims Tracking      EVNT IB Events Report
VE View Eligibility      TPJI Third Party Inquiry  GRPL Group Plan Menu
VP View Prescription      OH On Hold Copay List    EX Exit
CMT Add/View Comments    RH Release Copay
Select action:Next Screen// CT Claims Tracking
Please select a SINGLE Rx Line item when accessing Claims Tracking.
Select item: 1.1.....
```

(B) While in the *Claims Tracking* action, you will have menu access to all Claims options at the bottom. Entering **EXIT** or **QUIT** will end the *Claims Tracking* and return you to the *Further Research* screen.

Example 5.9.5-2: Displaying Claims Tracking Options

```
CLAIMS TRACKING EDIT          Nov 03, 2010@15:27:54          Page:    1 of    3
Expanded Claims Tracking Info for: ECMEPatient, Two  ROI:
                                   For: PRESCRIPTION REFILL on 11/04/05
+
  Visit Type: PRESCRIPTION REFILL          Authorization #:
  Prescription #: XXXXXXXX                  No. Days Approved: 0
  Fill Date: Nov 04, 2005                  Second Opinion Required:
  Drug: ALLOPURINOL 300MG, 30'S           Second Opinion Obtained:
  Quantity: 1
  Days Supply: 1
  NDC#: 51079-0206-20                      Review Information
  Physician: ECMEProvider,Two              Insurance Claim: YES
                                           Follow-up Type:
                                           Random Sample:
                                           Special Condition:
                                           Local Addition:
                                           Ins. Reviewer:
                                           Hospital Reviewer:
                                           Billing Information
+   Enter ?? for more actions
BI Billing Info Edit      TA Treatment Auth. EX Exit
RI Review Info          SE Submit Claim to ECME
Select Action:Next Screen// <Enter>
```

```

CLAIMS TRACKING EDIT          Nov 03, 2010@15:27:54          Page:    2
of      3
Expanded Claims Tracking Info for: ECMEpatient,Two  ROI:
For: PRESCRIPTION REFILL on 11/04/05
+
  Episode Billable: NO                      Total Charges: $          0
  Non-Billable Reason: PRESCRIPTION NOT REL Estimated Recv (Pri): $
  Next Bill Date:                          Estimated Recv (Sec): $
  Work. Comp/OWCP/Tort:                    Estimated Recv (ter): $
  Initial Bill:                            Means Test Charges: $
  Bill Status:                             Amount Paid: $          0

  Hospital Reviews Entered

  Insurance Reviews Entered

  Service Connected Conditions:
  Service Connected: NO
+      Enter ?? for more actions
BI  Billing Info Edit      TA  Treatment Auth. EX  Exit
RI  Review Info          SE  Submit Claim to ECME
Select Action:Next Screen//<Enter>

```

```

CLAIMS TRACKING EDIT          Nov 03, 2010@15:27:54          Page:    3 of    3
Expanded Claims Tracking Info for: ECMEpatient,Two  ROI:
For: PRESCRIPTION REFILL on 11/04/05
+
  NONE STATED

  Enter ?? for more actions
BI  Billing Info Edit      TA  Treatment Auth. EX  Exit
RI  Review Info          SE  Submit Claim to ECME
Select Action:Quit//

```

5.9.6 Third Party Inquiry

The “TPJI” action allows you to access the Third Party Joint Inquiry option in the Integrated Billing software.

- (A) Enter the **TPJI** action and then enter a single prescription line item to access the *Third Party (Joint) Inquiry* claim information.

Example 5.9.6-1: Accessing Third Party (Joint) Inquiry Option

```
FURTHER RESEARCH SCREEN      Nov 03, 2010@15:27:54      Page:      1 of      30
SELECTED DIVISION(S): ALL
Transmitted by ALL users      Activity Date Range: within the past 10 day(s)
                               Sorted by: Transaction date by default
# PATIENT/DRUG/COMMENTS      INSURANCE/NDC/DOS/RX#/ECME#      STATUS/LOC/TYP/RXINF
1 ECMEPatient,SIX (XXXX) OPINSUR2/2055557898      VET Pb:10 Rj:2 AcRv:0 RjRv:1
  1.1 SIMETHICONE 40MG 02587542934 10/06 1100335$      0/000000003119 W RT AC/R
      p-Rejected
      85:Claim Not Processed
      NN:Transaction Rejected At Switch Or Intermediary
      02:M/I Version/Release Number
      EV117-D0 IS INVALID VERSION NUMBER
  1.2 TRIAMTERENE 50MG, 00484359030 10/26 1100336$      0/000000003120 W RT DS/R
      p-Reversal Other
  1.3 AMYL NITRITE 0.3M 00223700212 10/27 1100337$      0/000000003122 W RT DS/R
      p-Reversal Other
  1.4 TRIAMTERENE 50MG, 00484359030 10/27 1100339$      0/000000003124 W RT AC/R
      p-Payable
+      Enter ?? for more actions
INS Insurance details      CT Claims Tracking      EVNT IB Events Report
VE View Eligibility      TPJI Third Party Inquiry      GRPL Group Plan Menu
VP View Prescription      OH On Hold Copay List      EX Exit
CMT Add/View Comments      RH Release Copay
Select action:Next Screen// TPJI Third Party Inquiry
Please select a SINGLE Patient Line item when accessing TPJI
Select item:
```


(B) While in *Third Party (Joint) Inquiry*, you have access to all actions displayed at the bottom of the screen. Enter **QUIT** to return to the main *Further Research Screen*.

Example 5.9.6-2: Displaying Third Party (Joint) Inquiry Options.

```
Third Party Active Bills      Nov 03, 2010@15:27:54      Page:      1 of      1
ECMEPatient,SIX (XXXX)NSC
  Bill #      From      To      MT? Type Stat Rate      Insurer      Orig Amt Curr
  Amt
1 K400K9Ce 06/15/05 06/15/05 YES OP      A REIM IN WEBMD 45.00 45.00
2 K400K9De 06/15/05 06/15/05 YES OP      A REIM IN WEBMD 45.00 45.00
...
      |r Referred |* MT on Hold |+ Multi Carriers |
CI Claim Information      IL Inactive Bills      PI Patient Insurance
CP Change Patient      HS Health Summary      EL Patient Eligibility
Select Action: Quit//
```

5.9.7 On Hold Copay Listing

This option lists On Hold copay information for a single patient. The **OH** action allows you to access the *List Current/Past Held Charges by Pt* option, located on the On Hold Menu (which is located on the Automated Means Test Billing Menu) in Integrated Billing software.

	<p>The <i>On Hold Copay Listing</i> requires that a device with 132 column width be used. It will not display correctly using 80 column width devices.</p>
---	--

(A) Enter the **OH** action and then enter a single patient line item to access the *On Hold Copay Listing* option.

Example 5.9.7-1: Accessing On Hold Copay Listing Option

```
FURTHER RESEARCH SCREEN      Nov 03, 2010@15:27:54      Page:      1 of      30
SELECTED DIVISION(S): ALL
Transmitted by ALL users      Activity Date Range: within the past 10 day(s)
                               Sorted by: Transaction date by default
```

```

# PATIENT/DRUG/COMMENTS INSURANCE/NDC/DOS/RX#/ECME# STATUS/LOC/TYP/RXINF
1 ECMEPatient,SIX (XXXX) OPINSUR2/2055557898 VET Pb:10 Rj:2 AcRv:0 RjRv:1
  1.1 SIMETHICONE 40MG 02587542934 10/26 1100335$ 0/000000003119 W RT AC/R
      p-Rejected
      85:Claim Not Processed
      NN:Transaction Rejected At Switch Or Intermediary
      02:M/I Version/Release Number
      EV117-D0 IS INVALID VERSION NUMBER
  1.2 TRIAMTERENE 50MG, 00484359030 10/26 1100336$ 0/000000003120 W RT DS/R
      p-Reversal Other
  1.3 AMYL NITRITE 0.3M 00223700212 10/27 1100337$ 0/000000003122 W RT DS/R
      p-Reversal Other
  1.4 TRIAMTERENE 50MG, 00484359030 10/27 1100339$ 0/000000003124 W RT AC/R
      p-Payable
+ Enter ?? for more actions
INS Insurance details CT Claims Tracking EVNT IB Events Report
VE View Eligibility TPJI Third Party Inquiry GRPL Group Plan Menu
VP View Prescription OH On Hold Copay List EX Exit
CMT Add/View Comments RH Release Copay
Select action:Next Screen// OH On Hold Copay Listing
Please select a SINGLE Patient Line item when accessing On Hold Copay Listing
Select item: 1

```

(B) You are prompted for a start and end date for the report.

Example 5.9.7-2: Entering On Hold Copay Report Start and End Dates

```

Start with DATE: T-3 (AUG 14, 2005)
Go to DATE: T (AUG 17, 2005)

```

(C) You are prompted to choose whether to include Pharmacy Co-pay charges or not.

Example 5.9.7-3: Entering "Y" to Include Pharmacy Co-pay Charges on Report

```

Include Pharmacy Co-pay charges on this report? NO// YES

```

```

*** Margin width of this output is 132 ***
*** This output should be queued ***
DEVICE: HOME// 132PRINTER

```

(D) Print the report at 132 characters.

Example 5.9.7-4: Printed On Hold Copay Listing Report

```

List of all HELD bills for ECMEPatient,SIX (XXXX) AUG 8,2006 PAGE 1
PATIENT CHARGES CORRESPONDING THIRD PARTY BILLS
=====||=====
Action ID Type Bill# From/ Date AR IB || AR
Fill Dt to AR Charge Status Status || Bill# Classf($Typ) ST Charge % Paid
=====||=====
' * ' = outpt visit on same day as Rx fill date ||
=====||=====
5002877 NSC RX Rx #: 100003994 ECME # 000001234579 ||
12/30/05 8.00 ON HOLD||
=====||=====
Enter RETURN to continue or '^' to exit:

```

5.9.8 Release Copay

This action accesses the *Release Charges 'On Hold'* option, located on the On Hold Menu (which is located on the Automated Means Test Billing Menu) in the Integrated Billing software. If you select a single Rx Line item, the system defaults the to the REF# of the selected Rx.

(A) Enter **RH** to access the *Release Copay* option. You may select a single Patient line item or a single Rx line item.

Example 5.9.8-1: Accessing Release Copay Option

```
FURTHER RESEARCH SCREEN          Nov 03, 2010@15:27:54          Page:    1 of   30
SELECTED DIVISION(S): ALL
Transmitted by ALL users          Activity Date Range: within the past 10 day(s)
                                   Sorted by: Transaction date by default
# PATIENT/DRUG/COMMENTS    INSURANCE/NDC/DOS/RX#/ECME#    STATUS/LOC/TYP/RXINF
1  ECMEPatient,SIX (XXXX) OPINSUR2/2055557898    VET Pb:10 Rj:2 AcRv:0 RjRv:1
  1.1  SIMETHICONE 40MG  02587542934  10/06 1100335$    0/000000003119 W RT AC/R
      p-Rejected
      85:Claim Not Processed
      NN:Transaction Rejected At Switch Or Intermediary
      02:M/I Version/Release Number
      EV117-D0 IS INVALID VERSION NUMBER
  1.2  TRIAMTERENE 50MG, 00484359030 10/26 1100336$    0/000000003120 W RT DS/R
      p-Reversal Other
  1.3  AMYL NITRITE 0.3M 00223700212 10/27 1100337$    0/000000003122 W RT DS/R
      p-Reversal Other
  1.4  TRIAMTERENE 50MG, 00484359030 10/27 1100339$    0/000000003124 W RT AC/R
      p-Payable
+      Enter ?? for more actions
INS  Insurance details      CT  Claims Tracking      EVNT IB Events Report
VE   View Eligibility      TPJI Third Party Inquiry  GRPL Group Plan Menu
VP   View Prescription     OH   On Hold Copay List   EX   Exit
CMT  Add/View Comments     RH   Release Copay
Select action:Next Screen//  RH  Release Copay
Please select a SINGLE Patient Line item or a SINGLE Rx Line item when accessing
Release Copay from Hold.
Select item: 9
```

(B) All copay charges on hold for the selected patient or prescription are listed. Select the line number (reference number) of the item for the release of that copay, then answer **Y** to okay the charge to Accounts Receivable. The selection is redisplayed and you are advised that the listed charge has been passed to Accounts Receivable.

Example 5.9.8-2: Listing On Hold Copay Charges for Release Copay Option

ECMEPatient,,SIX Pt ID: 000-00-0000

The following IB Actions for this patient are ON HOLD:

REF	Action ID	Bill Type	Bill #	Fr/Fl Dt	To/Rls Dt	Charge
1	000596570	Rx #: 909708 ECME #: 000000000000		08/01/05	08/01/05	21.00
2	000596574	Rx #: 909693 ECME #: 000000000000		08/01/05	08/01/05	21.00
3	000596575	Rx #: 909694 ECME #: 000000000000		08/01/05	08/01/05	21.00
4	000596580	Rx #: 909728 ECME #: 000000000000		08/01/05	08/01/05	21.00
5	000596581	Rx #: 909703 ECME #: 000000000000		08/01/05	08/01/05	21.00
6	000596601	Rx #: 909698 ECME #: 000000000000		08/01/05	08/03/05	21.00

Select IB Actions (REF #) to release (or '^' to exit): **2**
OK to pass this charge to Accounts Receivable? **YES**

Passing charges to Accounts Receivable...

REF	Action ID	Bill Type	Bill #	Fr/Fl Dt	To/Rls Dt	Charge
2	000596574	Rx #: 909693 ECME #: 000000000000	K400KDC	08/01/05	08/01/05	21.00

The charge listed above has been passed to Accounts Receivable.

Enter RETURN to continue or '^' to exit:

5.9.9 IB (Integrated Billing) Events Report

The "EVNT" action allows you to access the *IB e-Pharmacy Menu* Option, ECME Billing Events Report.

- (A) Enter **EVNT** to access the *IB Events Report* option. You may select a single Patient line item or a single Rx line item.

Example 5.9.9-1: Accessing IB Events Report Option

```
FURTHER RESEARCH SCREEN          Nov 03, 2010@15:27:54          Page:    1 of    30
SELECTED DIVISION(S): ALL
Transmitted by ALL users          Activity Date Range: within the past 10 day(s)
                                   Sorted by: Transaction date by default
# PATIENT/DRUG/COMMENTS          INSURANCE/NDC/DOS/RX#/ECME#    STATUS/LOC/TYP/RXINF
1  ECMEPatient,,SIX (XXXX) OPINSUR2/2055557898    VET Pb:10 Rj:2 AcRv:0 RjRv:1
  1.1  SIMETHICONE 40MG 02587542934 10/06 1100335$    0/000000003119 W RT AC/R
      p-Rejected
      85:Claim Not Processed
      NN:Transaction Rejected At Switch Or Intermediary
      02:M/I Version/Release Number
      EV117-D0 IS INVALID VERSION NUMBER
  1.2  TRIAMTERENE 50MG, 00484359030 10/26 1100336$    0/000000003120 W RT DS/R
      p-Reversal Other
  1.3  AMYL NITRITE 0.3M 00223700212 10/27 1100337$    0/000000003122 W RT DS/R
      p-Reversal Other
  1.4  TRIAMTERENE 50MG, 00484359030 10/27 1100339$    0/000000003124 W RT AC/R
      p-Payable
+      Enter ?? for more actions
INS  Insurance details          CT  Claims Tracking          EVNT IB Events Report
VE   View Eligibility          TPJI Third Party Inquiry  GRPL Group Plan Menu
VP   View Prescription         OH  On Hold Copay List      EX  Exit
CMT  Add/View Comments        RH  Release Copay
Select action:Next Screen//    EVNT IB Events Report
Please select a SINGLE Patient Line item or a SINGLE Rx Line item when
accessing
The IB Events Report.
Select item: 2
```

(B) You are prompted for a start and end date for this report.

Example 5.9.9-2: Entering Dates to Include in IB Events Report Listing

```
START WITH DATE: TODAY//T-60 (JUN 23, 2005)
GO TO DATE: TODAY//T (AUG 22, 2005)
```

(C) You are prompted to select **M** (Mail), **W** (window), **C** (CMOP) or **A** (All) events for the selected line item report.

Example 5.9.9-3: Choosing Default 'All' for Types of Events for IB Events Report

```
Select one of the following:

      M          MAIL
      W          WINDOW
      C          CMOP
      A          ALL

(M)AIL, (W)INDOW, (C)MOP, (A)LL: ALL// <Enter> ALL
```

(D) You are prompted to select **S** (SUMMARY REPORT) or **D** (DETAILED REPORT) and a print device.

Example 5.9.9-4: Selecting Summary Type for IB Events Report

```
S          SUMMARY REPORT
D          DETAILED REPORT

(S)UMMARY REPORT, (D)ETAILED REPORT: SUMMARY REPORT// <Enter> SUMMARY REPORT

DEVICE: HOME//

                                     PAGE 1
          BILLING ECME EVENTS ON 06/23/05 TO 08/22/05 (SUMMARY)

  RX#  FILL  DATE      PATIENT NAME          DRUG
-----
1  909693  0    08/01/05    ECMEPatient,SIX EPOETIN ALFA,RECOMB 20,000UNT/
  FINISH  08/01/05 11:32a Status:ECME Billable
  SUBMIT  08/01/05 11:34a Status:OK
  REVERSAL 08/01/05 3:19p Status:ECME Claim reversed, no Bill to cancel
  FINISH  08/01/05 3:20p Status:ECME Billable
  SUBMIT  08/01/05 3:20p Status:OK
  RELEASE 08/01/05 3:20p Status:OK
-----
2  909694  0    08/01/05    ECMEPatient,Seven CYCLOPHOSPHAMIDE 1000MG INJ
  FINISH  08/01/05 11:44a Status:ECME Billable
  SUBMIT  08/01/05 11:45a Status:OK
  REVERSAL 08/01/05 3:37p Status:ECME Claim reversed, no Bill to cancel
  FINISH  08/01/05 3:38p Status:ECME Billable
  SUBMIT  08/01/05 3:38p Status:OK
  RELEASE 08/01/05 3:38p Status:OK
  BILLING 08/01/05 3:38p Status:Bill# K400KBC created
  REVERSAL 08/05/05 3:09p Status:Bill# K400KBC cancelled
Press RETURN to continue, '^' to exit:
```

Example 5.9.9-5: Selecting a Detailed Type for IB Events Report

```
S          SUMMARY REPORT
D          DETAILED REPORT

(S)UMMARY REPORT, (D)ETAILED REPORT: SUMMARY REPORT// DETAILED REPORT

DEVICE: HOME//

                                                    PAGE 1
BILLING ECME EVENTS ON 07/06/11 TO 09/04/11 (DETAILED) for XXXXXX VAMC DIVISIO

  RX#   FILL   DATE       PATIENT NAME                DRUG
=====
1  2054789 0    06/08/11    ECMEPATIENT,SIX            CLONAZEPAM 1MG TAB
  FINISH 08/10/11 6:35p Status:ECME Billable
  ELIGIBILITY:
  DRUG:CLONAZEPAM 1MG TAB
  NDC:57664-0274-08, BILLED QTY:30, COST:.024, DEA:4CPR
  PLAN:  INSURANCE: WEBMD COB: S
  BIN:123456, PCN:1123456789, PAYER SHEET B1:WBTESTB1
  PAYER SHEET B2:WBTESTB2, PAYER SHEET B3:WBTESTB1
  DISPENSING FEE:11.40, BASIS OF COST DETERM:COST CALCULATIONS
  COST:12.12, GROSS AMT DUE:12.12, ADMIN FEE:0.00
  USER:ECMEuser,Two
  SUBMIT 08/10/11 6:35p Status:OK
  ECME#:000001614656, FILL DATE:06/08/11, RELEASE DATE:06/08/11
  PAYER RESPONSE: PAYABLE
  PLAN:, INSURANCE: WEBMD
  USER:ECMEuser,Three
  BILLING 08/10/11 6:35p Status:Bill K1004V created with ERRORS
Press RETURN to continue, '^' to exit:

                                                    PAGE 2
BILLING ECME EVENTS ON 07/06/11 TO 09/04/11 (DETAILED) for XXXXXX VAMC DIVISIO

  RX#   FILL   DATE       PATIENT NAME                DRUG
=====
  ERROR DESCRIPTION: Cannot establish receivable in AR (secondary ins).
  ECME#:000001614656, FILL DATE:06/08/11, RELEASE DATE:06/08/11
  DRUG:CLONAZEPAM 1MG TAB
  NDC:57664-0274-08, BILLED QTY:30, DAYS SUPPLY:30
  BILLED:12.12, PAID:68.32
  PLAN:, INSURANCE: WEBMD
  USER:ECMEuser,One
  REVERSAL 08/11/11 1:18p Status:
  ECME#:000001614656, FILL DATE:06/08/11, RELEASE DATE:06/08/11
  PAYER RESPONSE: ACCEPTED
  PLAN:, INSURANCE: WEBMD
  USER:ECMEuser,Two
  REVERSAL REASON:TST
  FINISH 08/11/11 1:20p Status:ECME Billable
  ELIGIBILITY:
  DRUG:CLONAZEPAM 1MG TAB
  NDC:57664-0274-08, BILLED QTY:30, COST:.024, DEA:4CPR
Press RETURN to continue, '^' to exit:
```

RX#	FILL	DATE	PATIENT NAME	DRUG
=====				
PLAN: INSURANCE: WEBMD COB: S BIN:123456, PCN:1123456789, PAYER SHEET B1:WBTESTB1 PAYER SHEET B2:WBTESTB2, PAYER SHEET B3:WBTESTB1 DISPENSING FEE:11.40, BASIS OF COST DETERM:COST CALCULATIONS COST:12.12, GROSS AMT DUE:12.12, ADMIN FEE:0.00 USER:ECMEuser,Two SUBMIT 08/11/11 1:20p Status:OK ECME#:000001614656, FILL DATE:06/08/11, RELEASE DATE:06/08/11 PAYER RESPONSE: REJECTED PLAN:, INSURANCE: WEBMD USER:ECMEuser,One =====				
2	2054803 0	05/06/11	ECMEPATIENT,SIX	LIDOCAINE 0.5% (5MG/ML) 50ML M
	FINISH	08/10/11 6:07p	Status:ECME	Billable
ELIGIBILITY: DRUG:LIDOCAINE 0.5% (5MG/ML) 50ML MDV NDC:00409-4278-01, BILLED QTY:30, COST:1.486, DEA:6P				
Press RETURN to continue, '^' to exit:				

5.9.10 Group Plan Menu

The “GRPL” action allows you to access the *Group Plan Menu*. This menu includes three selections - Edit PLAN APPLICATION Sub-file (EPLA), Match Group Plan to a Pharmacy Plan (MGP), and Match Multiple Group Plans to a Pharmacy Plan (MMGP).

(A) Enter **GRPL** to access the *Group Plan Menu* option.

Example 5.9.10-1: Accessing Group Plan Menu

```
FURTHER RESEARCH SCREEN          Nov 03, 2010@15:27:54          Page: 1 of 30
SELECTED DIVISION(S): ALL
Transmitted by ALL users          Activity Date Range: within the past 10 day(s)
                                   Sorted by: Transaction date by default
# PATIENT/DRUG/COMMENTS          INSURANCE/NDC/DOS/RX#/ECME#    STATUS/LOC/TYP/RXINF
1  ECMEPatient,,SIX (XXXX) OPINSUR2/2055557898    VET Pb:10 Rj:2 AcRv:0 RjRv:1
  1.1  SIMETHICONE 40MG 02587542934 10/26 1100335$    0/000000003119 W RT AC/R
      p-Rejected
      85:Claim Not Processed
      NN:Transaction Rejected At Switch Or Intermediary
      02:M/I Version/Release Number
      EV117-D0 IS INVALID VERSION NUMBER
  1.2  TRIAMTERENE 50MG, 00484359030 10/26 1100336$    0/000000003120 W RT DS/R
      p-Reversal Other
  1.3  AMYL NITRITE 0.3M 00223700212 10/27 1100337$    0/000000003122 W RT DS/R
      p-Reversal Other
  1.4  TRIAMTERENE 50MG, 00484359030 10/27 1100339$    0/000000003124 W RT AC/R
      p-Payable
+      Enter ?? for more actions
INS Insurance details            CT Claims Tracking            EVNT IB Events Report
VE View Eligibility              TPJI Third Party Inquiry     GRPL Group Plan Menu
VP View Prescription             OH On Hold Copay List       EX Exit
CMT Add/View Comments           RH Release Copay
Select action:Next Screen//      GRPL Group Plan Menu

                                   --- Group Plan Menu ---

EPLA Edit PLAN APPLICATION Sub file
MGP Match Group Plan to a Pharmacy Plan
MMGP Match Multiple Group Plans to a Pharmacy Plan

Select Item(s):
```

5.9.11 Eligibility Inquiry Option

The hidden “ELIG” Option accesses the *Eligibility Inquiry Option*, which allows the sites to verify pharmacy insurance for patients by sending an eligibility verification submission to the third party payer.

(A) When **ELIG** is entered at the “Select Action:” field, you will be prompted for the line item of the prescription you wish to display.

(B) You can edit the Relationship Code, Person Code, and Insurance Effective Date.

Example 5.9.11-1: Accessing Eligibility Inquiry Option

```
FURTHER RESEARCH SCREEN          Nov 03, 2010@15:27:54          Page:    1 of    30
SELECTED DIVISION(S): ALL
Transmitted by ALL users          Activity Date Range: within the past 10 day(s)
                                   Sorted by: Transaction date by default
# PATIENT/DRUG/COMMENTS          INSURANCE/NDC/DOS/RX#/ECME#    STATUS/LOC/TYP/RXINF
1  ECMEPatient,,SIX (XXXX) OPINSUR2/2055557898    VET Pb:10 Rj:2 AcRv:0 RjRv:1
  1.1  SIMETHICONE 40MG 02587542934 10/06 1100335$    0/000000003119 W RT AC/R
      p-Rejected
      85:Claim Not Processed
      NN:Transaction Rejected At Switch Or Intermediary
      02:M/I Version/Release Number
      EV117-D0 IS INVALID VERSION NUMBER
  1.2  TRIAMTERENE 50MG, 00484359030 10/26 1100336$    0/000000003120 W RT DS/R
      p-Reversal Other
  1.3  AMYL NITRITE 0.3M 00223700212 10/27 1100337$    0/000000003122 W RT DS/R
      p-Reversal Other
  1.4  TRIAMTERENE 50MG, 00484359030 10/27 1100339$    0/000000003124 W RT AC/R
      p-Payable
+      Enter ?? for more actions
INS  Insurance details          CT  Claims Tracking          EVNT IB Events Report
VE   View Eligibility          TPJI Third Party Inquiry  GRPL Group Plan Menu
VP   View Prescription          OH  On Hold Copay List      EX  Exit
CMT  Add/View Comments          RH  Release Copay
Select action:Next Screen// ELIG  ELIG
Enter the line number for the claim to be submitted for Eligibility Verification
Select item: 1.1

You've chosen to VERIFY Eligibility of the following prescription for ECMEPATIENT,
SIX
  1.1  SIMETHICONE 40MG 02587542934 10/26 1100335$    0/000000003119 W RT AC/R
Are you sure?(Y/N)? YES
Relationship Code: 1//          CARDHOLDER
Person Code: 01//
Effective Date: 10/06/2010// 11/3/2010

Are you sure?(Y/N)? YES

Not submittable: Eligibility Payer Sheet Not Found.

Enter RETURN to continue or '^' to exit:
```

(A) When you enter **QUIT**, the system will return you to the *Further Research* Screen.

(B) When **EX** is entered at the “Select Action:” prompt from the Further Research Screen, the system will return to the ECME User Screen.

Example 5.9.11-2: Entering the EXIT Action from Further Research Screen

```
FURTHER RESEARCH SCREEN      Nov 03, 2010@15:27:54      Page: 1 of 30
SELECTED DIVISION(S): ALL
Transmitted by ALL users      Activity Date Range: within the past 10 day(s)
                               Sorted by: Transaction date by default
# PATIENT/DRUG/COMMENTS      INSURANCE/NDC/DOS/RX#/ECME#      STATUS/LOC/TYP/RXINF
1 ECMEPatient,,SIX (XXXX) OPINSUR2/2055557898      VET Pb:10 Rj:2 AcRv:0 RjRv:1
  1.1 SIMETHICONE 40MG 02587542934 10/06 1100335$      0/000000003119 W RT AC/R
      p-Rejected
      85:Claim Not Processed
      NN:Transaction Rejected At Switch Or Intermediary
      02:M/I Version/Release Number
      EV117-D0 IS INVALID VERSION NUMBER
  1.2 TRIAMTERENE 50MG, 00484359030 10/26 1100336$      0/000000003120 W RT DS/R
      p-Reversal Other
  1.3 AMYL NITRITE 0.3M 00223700212 10/27 1100337$      0/000000003122 W RT DS/R
      p-Reversal Other
  1.4 TRIAMTERENE 50MG, 00484359030 10/27 1100339$      0/000000003124 W RT AC/R
      p-Payable
+      Enter ?? for more actions
INS Insurance details      CT Claims Tracking      EVNT IB Events Report
VE View Eligibility      TPJI Third Party Inquiry      GRPL Group Plan Menu
VP View Prescription      OH On Hold Copay List      EX Exit
CMT Add/View Comments      RH Release Copay
Select action:Next Screen// EX Exit
```

5.10 Print Claim Log

The *Print Claim Log* option allows you to print a detailed history in reverse chronological order of the third party claims and responses.

(A) Enter the **LOG** action and a single prescription line item to view the claim log information for a prescription.

Example 5.10-1: Accessing the Print Claim Log Option

```
PHARMACY ECME      Aug 12, 2005@02:40:34      Page: 1 of 81
SELECTED DIVISION(S): ALL
Transmitted by ALL users      Activity Date Range: within the past 30 day(s)
                               Sorted by: Patient Name
# PATIENT/DRUG/COMMENTS      INSURANCE/NDC/RX#/ECME#      LOC/TYP RXINF
1 ECMEPatient,,SIX (XXXX) OPINSUR2/2055557898      VET Pb:10 Rj:2 AcRv:0 RjRv:1
  1.1 SIMETHICONE 40MG 02587542934 10/06 1100335$      0/000000003119 W RT AC/R
      p-Rejected
      85:Claim Not Processed
      NN:Transaction Rejected At Switch Or Intermediary
      02:M/I Version/Release Number
      EV117-D0 IS INVALID VERSION NUMBER
  1.2 TRIAMTERENE 50MG, 00484359030 10/06 1100336$      0/000000003120 W RT DS/R
      p-Reversal Other
  1.3 AMYL NITRITE 0.3M 00223700212 10/07 1100337$      0/000000003122 W RT DS/R
      p-Reversal Other
  1.4 TRIAMTERENE 50MG, 00484359030 10/07 1100339$      0/000000003124 W RT AC/R
      p-Payable
+      Enter ?? for more actions
CU Continuous Update      REV Reverse Payable Claim FR Further Research
UD Display Update      RES Resubmit Claim      LOG Print Claim Log
CV Change View      CLO Close Claim      WRK Send to Worklist
SO Sort List      CMT Add/View Comments      EX Exit
Select Action: Next Screen// LOG Print Claim Log

Enter the line number for which you wish to print claim logs.
Select item: 5.1
```

(B) As the data pages print to your screen, there are options to print the information to a device (type **PRINT** and the device name) or exit (type **EXIT**) or continue to display information, which is the default (press **<Enter>**).

Example 5.10-2: Displaying Claim Log Data for a Selected Prescription Line Item

```
PHARMACY ECME                Aug 22, 2005@13:58:50                Page:    1 of    7
Claim Log information

Pharmacy ECME Log

      Rx #: 909393/0      ECME#: 000001105635
      Drug: AMOXICILLIN 250MG CAP
      Patient: ECMEpatient,One (0000) Sex: M      DOB: JAN 1, 1954(57)
      Submitted: JUN 15,2005@15:19:11
      By: ECMEuser,One
      VA Claim #: VA2005=1234567893=123456=0000502

+      Enter ?? for more actions
PR Print Data      EX Exit
Select action:Next Screen// <Enter>
```

```
PHARMACY ECME                Sep 11, 2005@11:36:14                Page:    2 of    7
Claim Log information
+
Transaction Information (#661)-----
Created on: JUN 15,2005@16:25:48
Submitted By: ECMEUSER,FOUR
Transaction Type: REQUEST
Date of Service: 06/15/2005
NDC Code: 00068-0011-10
NCPDP Qty: 60 ( )
Days Supply: 30
Division : ALBANY ISC
NPI#: 4000000016
ECME Pharmacy: XXXXXXXXXX
Billed Qty: 90 (EA)      Unit Cost: .752      Gross Amt Due: 79.08
Ingredient Cost: 67.68      Dispensing Fee: 11.40
U&C Charge: 79.08      Admin Fee: 0.00

Insurance Name: WEBMD
Rx Coordination of Benefits: PRIMARY
BIN: 123456
PCN: 1123456789
Group ID: WEBMDTEST
Cardholder ID:
Patient Relationship Code: CARDHOLDER
Cardholder First Name: One
Cardholder Last Name: ECMEpatient
+      Enter ?? for more actions
PR Print Data      EX Exit
Select action:Next Screen// <Enter>
```


PHARMACY ECME Sep 11, 2005@11:39:07 Page: 3 of 7
Claim Log information
+
Plan ID: 8729
Payer Sheet IEN: WBTESTB1
B2 Payer Sheet IEN: WBTESTB2
B3 Rebill Payer Sheet: WBTESTB1
Certify Mode:
Cert IEN:

+ Enter ?? for more actions
PR Print Data EX Exit
Select action:Next Screen// <Enter>

PHARMACY ECME Sep 11, 2005@11:39:51 Page: 4 of 7
Claim Log information
+
Response Information (#661)-----
Response Received: JUN 15,2005@16:25:49
Date of Service: 06/15/2005
Transaction Response Status: Paid
Total Amount Paid: \$40.00
Ingredient Cost Paid: \$48.00 Dispensing Fee Paid: \$1.00
Patient Resp (INS): (\$9.00)
Reject code(s):
Payer Message:
Payer Additional Message:
Reason for Service Code: AD
DUR Text: AMOXICILLIN 250MG CAP
DUR Additional Text: The text would display here
+ Enter ?? for more actions
PR Print Data EX Exit
Select action:Next Screen// <Enter>

PHARMACY ECME Sep 11, 2005@11:39:51 Page: 5 of 7
Claim Log information
+
Transaction Information (#659)-----
Created on: JUN 15,2005@15:07:34
Transaction Type: REQUEST
Date of Service: 06/15/2005
NDC Code: 00068-0011-10
NCPDP Qty: 60 ()
Days Supply: 30
Division : ALBANY ISC
NPI#: 4000000016
ECME Pharmacy: BAY PINES
Billed Qty: 90 (EA) Unit Cost: .752 Gross Amt Due: 79.08
Ingredient Cost: 67.68 Dispensing Fee: 11.40
U&C Charge: 79.08 Admin Fee: 0.00

Insurance Name: WEBMD
Rx Coordination of Benefits: PRIMARY
BIN: 123456
PCN: 1123456789
Group ID: WEBMDTEST
Cardholder ID:
Patient Relationship Code: CARDHOLDER
Cardholder First Name: One
Cardholder Last Name: ECMEpatient

+ Enter ?? for more actions
PR Print Data EX Exit
Select action:Next Screen// <Enter>


```

PHARMACY ECME                               Sep 11, 2005@11:42:41           Page:    6 of    7
Claim Log information
+
Plan ID: 8729
Payer Sheet IEN: WBTESTB1
B2 Payer Sheet IEN: WBTESTB2
B3 Rebill Payer Sheet: WBTESTB1
Certify Mode:
Cert IEN:

+           Enter ?? for more actions
PR  Print Data                EX  Exit
Select action:Next Screen// <Enter>

```

(C) After the last data page has displayed on your screen, pressing <Enter> will default to “QUIT” and the system returns to the ECME User Screen.

```

PHARMACY ECME                               Sep 11, 2005@11:43:01           Page:    7 of    7
Claim Log information
+
Response Information (#659)-----
Response Received: JUN 15,2005@15:18:30
Date of Service: 06/15/2005
Transaction Response Status: Rejected
Total Amount Paid: $0
Ingredient Cost Paid:      Dispensing Fee Paid:
Patient Resp (INS):
Reject code(s):
  NN:Transaction Rejected At Switch Or Intermediary
Payer Message: NC40-Request from an unknown site.  Registration is required
Payer Additional Message:
Reason for Service Code: AD
DUR Text: AMOXICILLIN 250MG CAP
DUR Additional Text: The text would display here
           Enter ?? for more actions
PR  Print Data                EX  Exit
Select action:Quit// <Enter>   QUIT

```

5.11 Send to Worklist

The *Send to Worklist* action allows you to send rejected claims to the Pharmacy Worklist. Depending on Pharmacy settings, all or only claims with certain reject codes may be sent to the Pharmacy Worklist from the ECME User Screen.

Claims that have been closed will be displayed with “/Closed” after the status. Closed claims cannot be sent to the Pharmacy Work List. If you attempt to resubmit a claim that is closed, a message is displayed telling you that the claim “is closed and cannot be sent to the Pharmacy Work List”.

(A) Enter **WRK** at the Select Action prompt, and a single line item for the claim you wish to send.

Example 5.11-1: Accessing the Send to Worklist Option, and Entering a Line Item.

```
PHARMACY ECME          Jul 03, 2008@12:04:02          Page: 1 of 41
SELECTED DIVISION(S): ALL
Transmitted by ALL users          Activity Date Range: within the past 10 day(s)
                                   Sorted by: Transaction date by default
# PATIENT/DRUG/COMMENTS  INSURANCE/NDC/DOS/RX#/ECME#  LOC/TYP RXINF
1  ECMEpatient,One      (XXXX) NON TRIC/          VET Pb:0 Rj:6 AcRv:3 RjRv:2
  1.1  ALBUTEROL 0.5% IN 50383-0741-20 07/03 2054905$ 1/000001614782 W RT **/R
      p-Rejected
      07:M/I Cardholder ID
  1.2  JAPANESE ENCEPHAL 49281-0680-30 06/27 2055040$ 0/000001614918 W RT **/N
      p-In progress- Parsing response
  1.3  JAPANESE ENCEPHAL 49281-0680-30 07/03 2055040$ 1/000001614918 W RT DIS/N
      p-In progress- Parsing response
  1.4  OLANZAPINE 10MG T 00002-4117-30 06/29 2055048$ 0/000001614926 W RT DIS/N
      p-In progress- Parsing response
  1.5  OLANZAPINE 10MG T 00002-4117-30 06/29 2055049$ 0/000001614927 W RT **/N
      p-Reversal accepted/Closed
  1.6  OLANZAPINE 10MG T 00002-4117-30 07/03 2055049$ 1/000001614927 W RT AC/N
+   Enter ?? for more actions
CU  Continuous Update    REV Reverse Payable Claim FR Further Research
UD  Display Update      RES Resubmit Claim        LOG Print Claim Log
CV  Change View        CLO Close Claim          EX Exit
SO  Sort List          CMT Add/View Comments    WRK Send to Worklist
Select Action: Next Screen// wrk Send to Worklist

Enter the line numbers for the claim(s) to send to the Pharmacy Worklist.
Select item(s) : 1.1
You've chosen to send to Pharmacy Work List the following:
  1.1  ALBUTEROL 0.5% IN 50383-0741-20 06/03 2054905$ 1/000001614782 W RT **/R
Comment for Pharmacy : Needs to be resolved in Pharmacy.

Eligible claim(s) will be sent to the Pharmacy Worklist...

Are you sure?(Y/N)? y YES
  1.1  ALBUTEROL 0.5% IN 50383-0741-20 07/03 2054905$ 1/000001614782 W RT **/R
has been sent to the Pharmacy Work List.

Enter RETURN to continue or '^' to exit:

Updating screen...
```

(B) The system updates the ECME User Screen with the date, the status, any comments entered, and the name of the user who completed the action.

Example 5.11-2: The Updated User Screen

```
PHARMACY ECME          Jul 03, 2008@12:04:48          Page:    1 of    41
SELECTED DIVISION(S): ALL
Transmitted by ALL users          Activity Date Range: within the past 10 day(s)
                                   Sorted by: Transaction date by default
# PATIENT/DRUG/COMMENTS  INSURANCE/NDC/DOS/RX#/ECME#          LOC/TYP RXINF
1  ECMEpatient,One      (XXXX) NON TRIC/          VET Pb:0 Rj:6 AcRv:3 RjRv:2
  1.1  ALBUTEROL 0.5% IN 50383-0741-20 06/03 2054905$    1/000001614782 W RT **/R
      07/23/08 - Sent to Pharmacy: Needs to be resolved in Pharmacy.
      (ECMEUSER,FOUR)
      p-Rejected
      07:M/I Cardholder ID
  1.2  JAPANESE ENCEPHAL 49281-0680-30 06/27 2055040$    0/000001614918 W RT **/N
      p-In progress- Parsing response
  1.3  JAPANESE ENCEPHAL 49281-0680-30 07/03 2055040$    1/000001614918 W RT DS/N
      p-In progress- Parsing response
  1.4  OLANZAPINE 10MG T 00002-4117-30 06/29 2055048$    0/000001614926 W RT DS/N
      p-In progress- Parsing response
  1.5  OLANZAPINE 10MG T 00002-4117-30 06/29 2055049$    0/000001614927 W RT **/N
+      Enter ?? for more actions
CU Continuous Update      REV Reverse Payable Claim FR Further Research
UD Display Update        RES Resubmit Claim          LOG Print Claim Log
CV Change View           CLO Close Claim           EX Exit
SO Sort List             CMT Add/View Comments     WRK Send to Worklist
Select Action: Next Screen//
```

(C) If an invalid claim is selected, other messages may appear.

Example 5.11-3: Selected Claim Already on the Pharmacy Worklist

```
1.15  TAZAROTENE 0.1% T 00023-0042-03 07/15 2055208$    0/000001615107 W RT AC/N
      07/15/08 - Sent to Pharmacy:testing
+      Enter ?? for more actions
CU Continuous Update      REV Reverse Payable Claim FR Further Research
UD Display Update        RES Resubmit Claim          LOG Print Claim Log
CV Change View           CLO Close Claim           EX Exit
SO Sort List             CMT Add/View Comments     WRK Send to Worklist
Select Action: Next Screen// wrk  Send to Worklist

Enter the line numbers for the claim(s) to send to the Pharmacy Worklist.
Select item(s): 1.15
You've chosen to send to Pharmacy Work List the following:
  1.15  TAZAROTENE 0.1% T 00023-0042-03 07/15 2055208$    0/000001615107 W RT AC/N
was ALREADY sent to the Pharmacy Work List.

Enter the line numbers for the claim(s) to send to the Pharmacy Worklist.
Select item(s):
```

Example 5.11-4: Selected Claim Doesn't Have an Eligible Reject Code

```
Enter the line numbers for the claim(s) to send to the Pharmacy Worklist.
Select item(s):
You've chosen to send to Pharmacy Work List the following:
    1.11 ALLOPURINOL 100MG 00364-0632-02 02/18 788538$      0/000001459640 W RT AC/N
doesn't have eligible reject code to be sent to the Pharmacy Work List.
```

Example 5.11-5: Selected Claim Has Not Been Rejected

```
Enter the line numbers for the claim(s) to send to the Pharmacy Worklist.
Select item(s):
You've chosen to send to Pharmacy Work List the following:
    1.11 ACARBOSE 25MG TAB 00026-2863-51 03/03 788628$      0/000001459751 W RT DS/N
was not rejected and cannot be sent to the Pharmacy Work List.
```

Example 5.11-6: Selected Claim is Closed

```
1.22 ERYTHRITYL TETRAN 00223-0916-01 04/03 102028$      3/000000002403 W RT DL/N
    04/06/09 - RX DELETED
    (ECMEemployee, One)
    p-Rejected/Closed
    88:DUR Reject Error
    1.23 METHANTHELINE 50M 00014-1501-31 03/13 102029$      0/000000002404 W RT AC/N
    p-Rejected
    79:Refill Too Soon
```

+-----Enter ?? for more actions-----

```
CU Continuous Update      REV Reverse Payable Claim FR Further Research
UD Display Update        RES Resubmit Claim      LOG Print Claim Log
CV Change View           CLO Close Claim         WRK Send to Worklist
SO Sort List             CMT Add/View Comments  EX Exit
Select Action: Next Screen// WRK Send to Worklist
```

```
Enter the line numbers for the claim(s) to send to the Pharmacy Worklist.
Select item(s): 1.22
```

```
You've chosen to send to Pharmacy Work List the following:
    1.22 ERYTHRITYL TETRAN 00223-0916-01 04/03 102028$      3/000000002403 W RT DE/N
is closed and cannot be sent to the Pharmacy Work List.
```

```
Enter the line numbers for the claim(s) to send to the Pharmacy Worklist.
Select item(s):
```

5.12 Reopen Closed Claims (hidden action)

The *Reopen Closed Claims* hidden action allows you to reopen closed claims directly from the User Screen instead of having to access this functionality from the *ECME Transaction Maintenance Options* menu. The BPS MANAGER security key is required to use this option.

(A) Enter **ROC** at the "Select Action:" prompt to access the option, and select a line item.

Example 5.12-1: Accessing the Reopen Closed Claims Option

```
PHARMACY ECME           Mar 27, 2009@16:26:50           Page:    1 of    41
SELECTED DIVISION(S): ALL
Transmitted by ALL users           Activity Date Range: within the past 10 day(s)
                                   Sorted by: Transaction date by default
-#--PATIENT/DRUG/COMMENTS  INSURANCE/NDC/DOS/RX#/ECME#           LOC/TYP RXINF
1  ECMEpatient,One (XXXX) OPINSUR2/2055557898  VET ALL payable
  1.1  DOXEPIN 25MG CAP  00839-7221-06 03/27 102105$    0/000000002484 W BB AC/R
      p-Payable
  1.2  METHAZOLAMIDE 50M 00005-5470-23 03/27 102106$    0/000000002485 W BB AC/R
      p-Payable
2  ECMEpatient,Two (XXXX) OPINSUR1/           VET Pb:53 Rj:28 AcRv:21 RjRv:6
  2.1  MEDROXYPROGESTRON 00009-0050-02 06/20 101171$    0/000000001521 W RT DS/N
      06/20/08 - Clarification Code 99 submitted.
      (ECMEuser,One)
      p-Reversal accepted
  2.2  RESERPINE 0.1MG S 98521-4587-02 03/26 101237A$    0/000000001695 C RT DS/R
      p- Rejected/Closed
  2.3  FUROSEMIDE 10MG/M 51079-0935-20 03/21 101646$    0/000000002014 W RT DS/N
+-----Enter ?? for more actions-----
CU  Continuous Update      REV Reverse Payable Claim FR  Further Research
UD  Display Update        RES Resubmit Claim          LOG Print Claim Log
CV  Change View           CLO Close Claim            WRK Send to Worklist
SO  Sort List             CMT Add/View Comments      EX  Exit
Select Action: Next Screen// ROC  ROC
Enter the line number for the claim you want to reopen.
Select item(s): 2.2

You've chosen to reopen the following prescriptions(s) for
ECMEpatient,One:
  2.2  RESERPINE 0.1MG S 98521-4587-02 03/26 101237A$    0/000000001695      C RT DS/R

All Selected Rxs will be reopened using the same information gathered in the
following prompts.

Are you sure?(Y/N)? YES
```

(B) You are prompted to enter Reopen Comments, after claim information is displayed. Once you enter a comment, you are asked if you want to reopen this claim.

Example 5.12-2: Entering Text Comment for Reopened Closed Claim

```
REOPEN COMMENTS: Claim reopened for new refill
ARE YOU SURE YOU WANT TO RE-OPEN THIS CLAIM? (Y/N)? No// YES
ReOpening Claim: VA2009=4000000016=105220=0005843 ... OK

1 claim has been reopened.

Enter RETURN to continue or '^' to exit: <Enter>
```

(C) Once the claim has been successfully reopened, the screen is updated and re-displayed.

Example 5.12-3: The User Screen is Updated and Re-Displayed

```
Updating screen for reopened claims...

PHARMACY ECME           Mar 27, 2009@16:28:32           Page:    1 of    41
SELECTED DIVISION(S): ALL
Transmitted by ALL users           Activity Date Range: within the past 10 day(s)
                                   Sorted by: Transaction date by default
-#--PATIENT/DRUG/COMMENTS  INSURANCE/NDC/DOS/RX#/ECME#           LOC/TYP RXINF
1  ECMEpatient,One (XXXX) OPINSUR2/2055557898  VET ALL payable
  1.1  DOXEPIN 25MG CAP  00839-7221-06 03/27 102105$    0/000000002484 W BB AC/R
      p-Payable
  1.2  METHAZOLAMIDE 50M 00005-5470-23 03/27 102106$    0/000000002485 W BB AC/R
```

```

p-Payable
2  ECMEpatient,Two (XXXX) OPINSUR1/          VET Pb:53 Rj:28 AcRv:21 RjRv:6
  2.1  MEDROXYPROGESTRON 00009-0050-02 03/20 101171$      0/0000000001521 W RT DS/N
      06/20/08 - Clarification Code 99 submitted.
      (ECMEuser,One)
      p-Reversal accepted
  2.2  RESERPINE 0.1MG S 98521-4587-02 03/26 101237A$    0/0000000001695 C RT DS/R
      p-Rejected
  2.3  FUROSEMIDE 10MG/M 51079-0935-20 03/21 101646$    0/0000000002014 W RT DS/N
+-----Enter ?? for more actions-----+
CU  Continuous Update      REV Reverse Payable Claim FR  Further Research
UD  Display Update        RES Resubmit Claim          LOG Print Claim Log
CV  Change View           CLO Close Claim            WRK Send to Worklist
SO  Sort List             CMT Add/View Comments     EX  Exit
Select Action: Next Screen//

```


5.13 Resubmit with Edits (hidden action)

The *Resubmit with Edits* hidden action allows you to edit previously rejected electronic pharmacy claims and to resubmit them with the edited information. The data fields that can be edited to enable resubmission are the Pharmacy Relationship Code, Pharmacy Person Code, Prior Authorization Number, Prior Authorization Type Code, up to three Submission Clarification Codes, Date of Service, Patient Residence Code, Pharmacy Service Type Code and/or Delay Reason Code. (The Date of Service prompt is only asked if the prescription has been released.) If the claim selected is for secondary insurance, the Coordination of Benefits information can also be edited.

The relationship code describes the relationship this patient has to the holder of this insurance policy. The standard NCPDP Patient Relationship Code list follows. However, it is important to note that some payers use their own set of codes for this field, so the field should be populated based upon the payer's expectations.

- 0 Not Specified
- 1 Cardholder
- 2 Spouse
- 3 Child
- 4 Other

The Person Code is the specific person code assigned to the patient by the payer. The Prior Authorization number is the number submitted by the provider to identify the prior authorization. For more information on the Coordination of Benefits fields, see the [Process Secondary/TRICARE Rx to ECME](#) section of this document.

Claims that have been closed will be displayed with “/Closed” after the status. Closed claims cannot be resubmitted with edits. If you attempt to resubmit a claim that is closed, a message is displayed telling you that the claim is “Closed and cannot be Resubmitted w/Edits.”

(A) Enter RED at the “Select Action:” prompt to choose the prescription line to resubmit.

Example 5.13-1: Accessing the Resubmit with Edits Option

```
PHARMACY ECME Aug 12, 2011@02:40:34 Page: 1 of 81
SELECTED DIVISION(S): ALL
Transmitted by ALL users Activity Date Range: within the past 10 day(s)
Sorted by: Patient

Name
# PATIENT/DRUG/COMMENTS INSURANCE/NDC/RX#/ECME# LOC/TYP
RXINF
5 ECMEpatient,Two (XXXX) WEBMD / VET ALL payable
5.1 LEUCOVORIN 5MG/ML 00703-5140-01 08/12 10958860$ 0/000009378798 W RT
AC/N
p-Reversal rejected
6 ECMEpatient,One (XXXX) WEBMD / VET Pb:3 Rj:1 AcRv:1
RjRv:0
6.1 GRANULEX SPRAY 40 00514-0001-01 08/12 10958847 0/000009378705 W RT
AC/R
p-Payable
6.2 ACARBOSE 100MG TA 00026-2862-51 08/12 52536284 1/000009378782 W RT
DS/N
03/20/06 - RX DISCONTINUED
p-Rejected
08:M/I Person Code
+ Enter ?? for more actions
CU Continuous Update REV Reverse Payable Claim FR Further Research
UD Display Update RES Resubmit Claim LOG Print Claim Log
CV Change View CLO Close Claim WRK Send to Worklist
SO Sort List CMT Add/View Comments EX Exit
Select Action: Quit// RED RED
```

(B) Enter the line number for the claim to be submitted.

Example 5.13-2: Entering the Line Item for the Claim Resubmission Request

```
Enter the line number for the claim to be resubmitted:
Select item: 6.2
```

(C) If you attempt to resubmit a primary claim when there is a payable secondary claim, you will see the following message, which will discontinue the claims resubmission process.

Example 5.13-3: Entering the Line Item for a Claim that has a Payable Secondary Claim

```
The claim:
1.12 FLURAZEPAM 15MG C 00140-0065-14 03/04 102322$ 2/000000113596 W RT AC/R
cannot be Resubmitted if the secondary claim is payable.
Please reverse the secondary claim first.
```

(D) You can enter **Y** or **N** to the “ARE YOU SURE?” prompt. If you answer **Y**, the claim resubmission process will continue.

Example 5.13-4: Entering Yes to “Are You Sure” Prompt

```
You've chosen to RESUBMIT the following prescription for ECMEpatient, One
1.2 LIDOCAINE 0.5% W/ 00186-0140-01 07/09 100704$ 1/000000000623 W RT AC/N
ARE YOU SURE? (Y/N)? No// YES
```

(E) You can edit the Pharmacy Relationship Code, Pharmacy Person Code, Prior Authorization Number, Prior Authorization Type Code, up to three Submission Clarification Codes, Date of Service, Patient Residence Code, Pharmacy Service Type Code and/or Delay Reason Code.

Example 5.13-5: Editing Prompts

```

Pharmacy Relationship Code: <Enter>
Pharmacy Person Code: 23
Prior Authorization Number: 000000000000//
Prior Authorization Type Code: 0//          NOT SPECIFIED
Submission Clarification Code 1: 5//          THERAPY CHANGE
Submission Clarification Code 2:
    Select one of the following:
1. 01/19/2010 Current Date of Service
2. 01/19/2010 Fill Date
3. 01/20/2010 Release Date

Date of Service: 1//2 01/19/2010 Fill Date
Patient Residence Code: 1//          HOME
Pharmacy Service Type Code: 1//          RETAIL
Delay Reason Code:

```

The Resubmit with Edits (RED) option will display the information that will be used to populate the Coordination of Benefit fields in the secondary claim. If any of the information is missing, the user will be required to edit the secondary claim information. If all the information is present, the user is given the option to edit the data that will be sent on the secondary claim. The user will also be able to enter the rate type for the secondary claim.

Example 5.13-6: Entering the secondary claim information with payment information

```

Data for Secondary Claim
-----
Insurance: ECME INSURANCE2 COB: SECONDARY
Rate Type: REIMBURSABLE INS.
Other Coverage Code: 02 (OTHER COVERAGE EXISTS - PAYMENT COLLECTED)
Other Payer Coverage Type: 01 (PRIMARY)
Other Payer ID Qualifier: 03 (BANK INFORMATION NUMBER (BIN))
Other Payer ID: 123456
Other Payer Date: Jun 28, 2010
Other Payer Paid Qualifier: 08 (SUM OF ALL REIMBURSEMENT)
Other Payer Amount Paid: 40.00

Do you want to edit this Secondary Claim Information (Y/N)? N// y YES

Insurance COB Subscriber ID Group Holder Effective Expires
=====
1 ECME INSURAN PRI 12340987 T-GROUP1 PATIENT 10/20/2006 06/00/2011
2 ECME INSURAN SEC D-GROUP1 PATIENT 07/09/2006 06/00/2011

SECONDARY INSURANCE POLICY: 2// ECME INSURANCE1 (SECONDARY) - D-GROUP1
SELECT RATE TYPE: REIMBURSABLE INS.// Who's Responsible: INSURER
OTHER COVERAGE CODE: 02// OTHER COVERAGE EXISTS - PAYMENT COLLECTED
OTHER PAYER ID: 123456//
OTHER PAYER DATE: Jun 28, 2010//
Edit Paid Amounts or Reject Codes (PAID AMOUNTS/REJECT CODES): PAID AMOUNTS//
OTHER PAYER AMOUNT PAID QUALIFIER: 08// SUM OF ALL REIMBURSEMENT
OTHER PAYER AMOUNT PAID: (0-999999): 40.00//

```

Example 5.13-7: Entering the secondary claim information with reject information

```
Data for Secondary Claim
-----
Insurance:  DAVE INSURANCE      COB: SECONDARY
Rate Type:  REIMBURSABLE INS.
Other Coverage Code:  03 (OTHER COVERAGE EXISTS - THIS CLAIM NOT COVERED)
Other Payer Coverage Type:  01 (PRIMARY)
Other Payer ID Qualifier:  03 (BANK INFORMATION NUMBER (BIN))
Other Payer ID:  610459
Other Payer Date:  Aug 16, 2010
Other Payer Reject Code:  34:M/I Submission Clarification Code
Other Payer Reject Code:  07:M/I Cardholder ID
Other Payer Reject Code:  JE:M/I Percentage Sales Tax Basis Submitted

Do you want to edit this Secondary Claim Information (Y/N)? N// y  YES

   Insurance      COB  Subscriber ID Group      Holder  Effective  Expires
   =====      ==  =====
1  DAVE INSURANC  SEC  SI32432      D-GROUP1  PATIENT  05/09/2007

SECONDARY INSURANCE POLICY: 1//  DAVE INSURANCE (SECONDARY) - D-GROUP1
SELECT RATE TYPE: REIMBURSABLE INS.//  Who's Responsible: INSURER
OTHER COVERAGE CODE:  03//  OTHER COVERAGE EXISTS - THIS CLAIM NOT COVERED
OTHER PAYER ID: 610459//
OTHER PAYER DATE:  Aug 16, 2010//
Edit Paid Amounts or Reject Codes (PAID AMOUNTS/REJECT CODES):  REJECT CODES//
OTHER PAYER REJECT CODE: 34//  M/I Submission Clarification Code
OTHER PAYER REJECT CODE: 07//  M/I Cardholder ID
OTHER PAYER REJECT CODE: JE//  M/I Percentage Sales Tax Basis Submitted
OTHER PAYER REJECT CODE:
```

The Resubmit with Edits (RED) option will prompt if the claim is correct and if the claim should be submitted to the third party insurance. If the user answers 'Yes' to both of these prompts, the claim will be submitted. If the user chooses “No”, the action will be cancelled.

Example 5.13-8: Answering “Is the Claim Correct?” Prompt

```
IS THIS CLAIM CORRECT?(Y/N)? Y// ES
SUBMIT CLAIM TO ECME INSURANCE1 ?(Y/N)? Y// ES

Prescription 103689 successfully submitted to ECME for claim generation.
```

Example 5.13-9: Answering “Are you sure?” Prompt

```
Are you sure?(Y/N)? YES

Prescription 100003433A successfully submitted to ECME for claim generation.

Claim Status:
IN PROGRESS-Waiting to start
IN PROGRESS-Waiting for packet build
IN PROGRESS-Packet being built
IN PROGRESS-Transmitting
E PAYABLE

Prescription 100003433A successfully submitted to ECME for claim generation.
1 claim has been resubmitted.

Enter RETURN to continue or '^' to exit: <Enter>

Updating screen for resubmitted claim...
```

5.14 Exit (from ECME User Screen)

When **EXIT** or **QUIT** is entered at the “Select Action:” prompt, the system will return the user to the *ECME Main Menu*.

6. Accessing the ECME Pharmacy COB Menu

The *ECME Pharmacy COB Menu* option allows users to manually send claims to secondary insurance companies; generate primary claims for patients with dual eligibility; and view reports that support secondary billing and primary billing for TRICARE patients.

Example 6-1: Accessing the ECME Pharmacy COB Menu

```
*****
*Electronic Claims Management Engine (ECME) V1.0*
*                XXXXXX VAMC                *
*                Main Menu                    *
*****

U      ECME User Screen
COB    ECME Pharmacy COB ...
MGR    Pharmacy ECME Manager Menu ...
RPT    Pharmacy Electronic Claims Reports ...

Select ECME Option: MGR Pharmacy ECME Manager Menu
```

Example 6-2: Displaying the ECME Pharmacy COB Menu

```
*****
*Electronic Claims Management Engine (ECME) V1.0*
*                XXXXXX VAMC                *
*                Pharmacy ECME Manager Menu  *
*****

SEC    Potential Secondary Rx Claims Report
TRI    Potential TRICARE Claims Report
PRO    Process Secondary/TRICARE Rx to ECME

Select ECME Pharmacy COB Option:
```

6.1 Potential Secondary Rx Claims Report

The *Potential Secondary Rx Claims Report* is designed to help the OPECC (Outpatient Pharmacy Electronic Claims Coordinator) to identify potential Rx claims for a secondary insurance payer with pharmacy coverage, including both electronic and paper. This report will include prescription claims where the primary claim is payable or the primary claims has been rejected and closed. Below are some scenarios where a claim will not appear on the report:

- A prescription where the secondary claim is closed in ECME.
- A prescription where the secondary claim is payable in ECME.
- A prescription where the primary payer paid the full amount as there is no more revenue to collect from any other payers.

If a claim is determined to be electronically billable, the OPECC accomplishes this through the *Process Secondary/TRICARE Rx to ECME option*. If the claim must be billed in paper format, the OPECC follows the current procedures for initiating a secondary bill with the billing staff.

- (A) Access the *Potential Secondary Rx Claims Report* by entering **SEC** at the “ECME Pharmacy COB Option.” prompt on the ECME Pharmacy COB Menu.

Example 6.1-1: Accessing the Potential Secondary Rx Claims Report

```

*****
*Electronic Claims Management Engine (ECME) V1.0*
*          XXXXXX VAMC          *
*      Pharmacy Electronic Claims Reports      *
*****

SEC   Potential Secondary Rx Claims Report
TRI   Potential TRICARE Claims Report
PRO   Process Secondary/TRICARE Rx to ECME

Select ECME Pharmacy COB Option: SEC Potential Secondary Rx Claims Report

```

- (B) After you have selected one, many, or all divisions and a date range, choose your primary (required) and secondary (optional) sort criteria.

Example 6.1-2: Generating the Potential Secondary Rx Claims Report

```

SELECTION CRITERIA
  Select one of the following:

      D      DIVISION
      A      ALL

Select Certain Pharmacy (D)ivisions or (A)LL: ALL

EARLIEST DATE: t (APR 14, 2009)
LATEST DATE: T// <ENTER> (APR 14, 2009)
SORT CRITERIA
Primary Sort: (N/P/S/D): Division// ??

Enter a code from the list to indicate the Primary sort order.
  Select one of the following:

      N      Patient Name
      P      Payer
      S      Date Of Service
      D      Division

Primary Sort: (N/P/S/D): Division// <ENTER>
Secondary Sort: (N/P/S): <ENTER>
DEVICE: HOME// <ENTER> UCX/TELNET   Right Margin: 80// <ENTER>

Collecting Potential Secondary data.
Enter RETURN to continue or '^' to exit: <ENTER>

```

```

=====
Potential Secondary Rx Claims Report      4/14/09 - 4/14/09      Page: 1
Selected Divisions: ALL
Sorted By: Division;
-----
Bill#      RX#      Fill Patient      PatID  COB Date      Payers
-----
Division: XXXXXX
K9000LG    102179    4      ECMEpatient,One    0000  p   4/14/09    ECME INSURANCE1
                                                t
                                                ECME INSURANCE2
K0000QD    2055862    0      ECMEpatient,One    0000  p   7/13/10    ECME INSURANCE1
                                                s
                                                ECME INSURANCE2
                                                -
                                                ECME INSURANCE3
(P) Rej    2055865    0      ECMEpatient,One    0000  p   7/13/10    ECME INSURANCE1
                                                s
                                                ECME INSURANCE2
                                                t
                                                ECME INSURANCE3
(P) Rej    2055866    0      ECMEpatient,Two    4444  p   7/14/10    ECME INSURANCE1
                                                s
                                                ECME INSURANCE2

Bill# "(P) Rej" indicates a rejected/closed primary ECME claim
COB "-" indicates a blank COB field in the pt. ins. policy

```

6.2 Potential TRICARE Claims Report

The *Potential TRICARE Claims Report* attempts to identify potential pharmacy claims for TRICARE payers. This report includes prescriptions that have been released, but have not yet been billed for any patient with dual eligibility (Veteran and TRICARE) who has an active insurance plan with pharmacy coverage and a Type of Plan of TRICARE. If the Claims Tracking entry for the specific prescription/fill is identified as being non-billable, then it will not appear on this report.

If a claim is determined to be electronically billable, the OPECC can submit the prescription through the [Process Secondary/TRICARE Rx to ECME](#) option.

- (A) Access the *Potential TRICARE Claims Report* by entering **TRI** at the “ECME Pharmacy COB Option.” prompt on the ECME Pharmacy COB Menu.

Example 6.2-1: Accessing the Potential TRICARE Claims Report

```

*****
*Electronic Claims Management Engine (ECME) V1.0*
*                XXXXX VAMC                *
*      Pharmacy Electronic Claims Reports      *
*****

SEC   Potential Secondary Rx Claims Report
TRI   Potential TRICARE Claims Report
PRO   Process Secondary/TRICARE Rx to ECME

Select ECME Pharmacy COB Option: TRI   Potential TRICARE Claims Report

```

- (B) After you have selected one, many, or all divisions and a date range, choose your primary (required) and secondary (optional) sort criteria.

Example 6.2-2: Generating the Potential TRICARE Claims Report

```

Select one of the following:

```



```
D      DIVISION
A      ALL
```

Select Certain Pharmacy (D)ivisions or (A)LL: ALL

EARLIEST DATE: t-10 (APR 06, 2009)

LATEST DATE: T// (APR 16, 2009)

SORT CRITERIA

Primary Sort: (N/P/S/D): Division//

Secondary Sort: (N/P/S):

DEVICE: HOME// ;;9999 TELNET TERMINAL

Collecting TRICARE data.

Enter RETURN to continue or '^' to exit:

```

=====
Potential TRICARE Rx Claims Report      4/6/09 - 4/16/09                Page: 1
Selected Divisions: ALL
Sorted By: Division;
RX#      Fill Date      Patient              PatID COB Elig Payers
-----
Division: XXXXXX  VAMC
2055249  0      4/9/09  ECMEpatient,One     1234 p   NSC   SH TRICARE -111 MAIN
                                     TRIC
2055249  0      4/9/09  ECMEpatient,One     1234 p   TRIC  SH TRICARE - 111 MAIN S
2055249  0      4/9/09  ECMEpatient,One     1234 s   TRIC  EPHARM INSURANCE - 123
2055250  0      4/9/09  ECMEpatient,One     1234 p   TRIC  SH TRICARE - 111 MAIN S
2055250  0      4/9/09  ECMEpatient,One     1234 s   TRIC  EPHARM INSURANCE - 123
2055242  1      4/16/09 ECMEpatient,Two     5678 p   TRIC  SH TRICARE - 111 MAIN S
2055244  1      4/16/09 ECMEpatient,One     1234 p   TRIC  SH TRICARE - 111 MAIN S
2055244  1      4/16/09 ECMEpatient,One     1234 s   TRIC  EPHARM INSURANCE - 123
2055253  0      4/16/09 ECMEpatient,Two     5678 p   TRIC  SH TRICARE - 111 MAIN S
2055254  0      4/16/09 ECMEpatient,Two     5678 p   TRIC  SH TRICARE - 111 MAIN S
2055255  0      4/16/09 ECMEpatient,One     1234 p   TRIC  SH TRICARE - 111 MAIN S
2055255  0      4/16/09 ECMEpatient,One     1234 s   TRIC  EPHARM INSURANCE - 123

```

6.3 Process Secondary/TRICARE Rx to ECME

The *Process Secondary/TRICARE Rx to ECME* option allows the OPECC to submit claims for prescriptions/refills that were entered for Secondary claims, TRICARE patients or patients with dual eligibility (Veteran and TRICARE). These claims are identified using the Potential Secondary Rx Claims Report and Potential TRICARE Claims Report.

This option submits the claim to the third party payer. Any further processing on the claim must then be done through the actions available on the ECME User Screen.

When processing a claim for TRICARE and dual eligibility patients, users will be asked for the patient’s name, the fill/refill number from the list provided, and an appropriate billing Rate Type. If the user selects a TRICARE Rate Type (TRICARE or TRICARE REIMB. INS.), the claim will be processed as a TRICARE claim. If the user selects a Reimbursable Insurance type, it will be processed as a regular non-TRICARE claim.

Claims can also be resubmitted using the *Process Secondary/TRICARE RX to ECME* option. Secondary Claims that are rejected by insurance companies because of missing or incorrect data received, or Primary Claims that have been rejected or reversed, may be resubmitted. This option is not intended to use for Payable claims. Payable claims must be reversed using the Reverse Payable Claim Action on the ECME User Screen before they can be resubmitted via this option. Information previously entered for the claim will appear as the defaults.



You must hold the BPSUSER key to use the *Process Secondary/TRICARE Rx to ECME* option.

- (A) Access the *Process Secondary/TRICARE Rx to ECME* option by entering **PRO** at the “ECME Pharmacy COB Option:” prompt on the ECME Pharmacy COB Menu.

Example 6.3-1: Accessing the Process Secondary/TRICARE Rx to ECME option

```

*****
*Electronic Claims Management Engine (ECME) V1.0*
*                XXXXXX VAMC                *
*      Pharmacy Electronic Claims Reports      *
*****

```

SEC Potential Secondary Rx Claims Report
TRI Potential TRICARE Claims Report
PRO Process Secondary/TRICARE Rx to ECME

Select ECME Pharmacy COB Option: PRO Process Secondary/TRICARE Rx to ECME

6.3.1 Submitting Secondary Claims

- (A) The Process Secondary/TRICARE Rx to ECME (PRO) option will prompt for a Rx#.
- (B) The Process Secondary/TRICARE Rx to ECME (PRO) option will display the Rx information to allow the user to ensure the correct Rx# was entered and prompt the user to confirm they wish to continue.
- (C) The Process Secondary/TRICARE Rx to ECME (PRO) option will ask the user to select a fill/refill from the list provided by the software.
- (D) The Process Secondary/TRICARE Rx to ECME (PRO) option will ask the user to select the Payer Sequence to bill (primary or secondary).
- (E) The Process Secondary/TRICARE Rx to ECME (PRO) option will ask the user if they wish to edit the insurance company data. If the user enters YES to this prompt, they will be able to edit the user's insurance via the Patient Insurance Information Screen

Example 6.3.1-1: Initial Prompts for the Process Secondary/TRICARE Rx to ECME option

```
Select PRESCRIPTION RX #: 10030          LIDOCAINE 0.5% W/EPI INJ MDV

Patient          RX#          Drug Name          RX Status
ECMEPatient, Two 10030         LIDOCAINE 0.5% W/EPI INJ ACTIVE

DO YOU WANT TO CONTINUE?(Y/N)? Y// ES

RX #10030 has the following fills:

Fill   Date
====   =====
0       07/02/2010
1       10/12/2010

SELECT A FILL TO BILL: 07/02/2010

Select payer sequence for billing:

1 PRIMARY
2 SECONDARY

SELECT PAYER SEQUENCE: 2 SECONDARY
Drug name      NDC          Date  RX#          REF#          TYPE          STATUS
=====
LIDOCAINE 0.  00186014001  09/10 10030$      0/0003098     W RT **/R REJECTED

There is an existing rejected/reversed secondary e-claim(s) for the RX/refill.
Do you want to submit a new secondary claim(Y/N)? N// YES
DO YOU WISH TO ADD/EDIT INSURANCE COMPANY DATA FOR THIS PATIENT?(Y/N)? N// O

Data for Secondary Claim
-----
Insurance:  INSURANCE3      COB: SECONDARY
Rate Type:  REIMBURSABLE INS.
Other Coverage Code: 02 (OTHER COVERAGE EXISTS - PAYMENT COLLECTED)
Other Payer Coverage Type: 01 (PRIMARY)
Other Payer ID Qualifier: 03 (BANK INFORMATION NUMBER (BIN))
Other Payer ID: 123456
Other Payer Date: Oct 15, 2010
```

```

Other Payer Paid Qualifier: 07 (DRUG BENEFIT)
Other Payer Amount Paid: 40.00

Do you want to edit this Secondary Claim Information (Y/N)? N// YES

Insurance      COB  Subscriber ID Group      Holder  Effective  Expires
=====
1  INSURANC2    PRI  AAA                    INS.    PATIENT  03/10/2010
2  INSURAN3     SEC  54873579430          GR      PATIENT  03/26/2010

SECONDARY INSURANCE POLICY: 2//  INSURANCE3 (SECONDARY) - BRIAN'S GRP
SELECT RATE TYPE: REIMBURSABLE INS.//  Who's Responsible: INSURER
OTHER COVERAGE CODE: 02//  OTHER COVERAGE EXISTS - PAYMENT COLLECTED
OTHER PAYER ID: 123456//
OTHER PAYER DATE: Oct 15, 2010//
Edit Paid Amounts or Reject Codes (PAID AMOUNTS/REJECT CODES):  PAID AMOUNTS//
OTHER PAYER AMOUNT PAID QUALIFIER: 07//  DRUG BENEFIT
OTHER PAYER AMOUNT PAID: (0-999999): 40.00//
OTHER PAYER AMOUNT PAID QUALIFIER:

SUBMIT CLAIM TO INSURANCE3 ?(Y/N)? Y// ES

Prescription 10030 successfully submitted to ECME for claim generation.

Processing Secondary claim...

Claim Status:
IN PROGRESS-Building the claim
IN PROGRESS-Building the HL7 packet
IN PROGRESS-Transmitting
E PAYABLE

```

6.3.2 Submitting Primary Claims for TRICARE and Dual Eligibility Patients

This section shows an example of how the option can be used to submit claims for prescriptions/refills entered for TRICARE patients or patients with dual eligibility (Veteran and TRICARE) and that were identified by the *Potential TRICARE Claims Report*.

When processing a claim for TRICARE and dual eligibility patients, users are asked for patient's name and the fill/refill from the list provided by the software.

Example 6.3.2-1: Prompt for the Process Secondary/TRICARE Rx to ECME option

```
Select ECME Pharmacy COB Option: PRO Process Secondary/ TRICARE Rx to ECME
Select PRESCRIPTION RX #: 103027 BETHANECHOL 10MG TAB

Patient          RX#          Drug Name          RX Status
ECMEpatient,One  103027        BETHANECHOL 10MG TAB      ACTIVE

DO YOU WANT TO CONTINUE?(Y/N)? Y// ES

RX #103027 has the following fills:

Fill   Date
====   =====
0      10/27/2009

SELECT A FILL TO BILL: 0 10/27/2009

Select payer sequence for billing:

1  PRIMARY
2  SECONDARY

SELECT PAYER SEQUENCE: 1 PRIMARY

SELECT RATE TYPE: ?
Answer with RATE TYPE NUMBER, or NAME
Do you want the entire 17-Entry RATE TYPE List? y (Yes)
Choose from:
1          CRIME VICTIM Who's Responsible: INSURER
2          DENTAL Who's Responsible: PATIENT
3          HUMANITARIAN Who's Responsible: PATIENT
4          INTERAGENCY Who's Responsible: OTHER (INSTITUTION)
5          MEANS TEST Who's Responsible: PATIENT
6          MEDICARE ESRD Who's Responsible: OTHER (INSTITUTION)
7          NO FAULT INS. Who's Responsible: INSURER
8          REIMBURSABLE INS. Who's Responsible: INSURER
9          SHARING AGREEMENT Who's Responsible: OTHER (INSTITUTION)
10         TORT FEASOR Who's Responsible: INSURER
11         WORKERS' COMP. Who's Responsible: INSURER
12         CATEGORY C Who's Responsible: PATIENT
13         CHAMPVA REIMB. INS. Who's Responsible: INSURER
14         CHAMPVA Who's Responsible: INSURER
15        TRICARE REIMB. INS. Who's Responsible: INSURER
16        TRICARE Who's Responsible: INSURER
17         INELIGIBLE Who's Responsible: PATIENT

SELECT RATE TYPE: 15 TRICARE REIMB. INS. Who's Responsible: INSURER
DO YOU WISH TO ADD/EDIT INSURANCE COMPANY DATA FOR THIS PATIENT?(Y/N)? N// NO

Insurance      COB  Subscriber ID Group      Holder      Effective Expires
=====
EXPRESS SCRIP  PRI  XXXXXX                DODA      PATIENT   12/27/2008

PRIMARY INSURANCE POLICY: SH TRICARE (PRIMARY) - TRICARE PLAN
SUBMIT CLAIM TO SH TRICARE ?(Y/N)? Y// y YES

TRICARE Prescription 2055242 submitted to ECME for claim generation.
```

7 Accessing the Pharmacy ECME Manager Menu

The *Pharmacy ECME Manager Menu* option allows Automated Data Processing Application Coordinators (ADPAC) and Information Resources Management Service (IRMS) to configure the Electronic Claims Management Engine (ECME) system with pharmacy site-specific options. It is accessed by entering **MGR** at the “Select ECME Option:” prompt on the *ECME Main Menu* option.



You must hold the BPS MANAGER key to view the *Pharmacy ECME Manager Menu* option.

Example 7-1: Accessing the Pharmacy ECME Manager Menu Option

```
*****
*Electronic Claims Management Engine (ECME) V1.0*
*                XXXXXX VAMC                *
*                Main Menu                    *
*****

U      ECME User Screen
COB    ECME Pharmacy COB ...
MGR    Pharmacy ECME Manager Menu ...
RPT    Pharmacy Electronic Claims Reports ...

Select ECME Option: MGR Pharmacy ECME Manager Menu
```

Example 7-2: Displaying Pharmacy ECME Manager Menu Options

```
*****
*Electronic Claims Management Engine (ECME) V1.0*
*                XXXXXXXX VAMC                *
*                Pharmacy ECME Manager Menu    *
*****

MNT    ECME transaction maintenance options ...
SET    Pharmacy ECME Setup Menu ...
STAT   Statistics Screen

Select Pharmacy ECME Manager Menu Option:
```

7.1 ECME Transaction Maintenance Options



You must hold the BPSMENU and BPS MANAGER keys to view the *Statistics Screen (STAT)* and *ECME transaction maintenance options (MNT)* options. You must also hold the BPS MASTER key to view the *Edit Basic ECME Parameters (BAS)*, the *Edit ECME Pharmacy Data (PHAR)*, the *Register Pharmacy with Austin Information Technology Center (REG)*, and the *Pharmacy ECME Setup Menu (SET)* options.

This option provides functionality that provides unique programmatic solutions to address ECME processing requirements. The only option identified so far is the functionality to unstrand claims.

Example 7.1-1: Accessing the ECME Transaction Maintenance Options

```

*****
*Electronic Claims Management Engine (ECME) V1.0*
*                XXXXX VAMC                *
*                Pharmacy ECME Manager Menu    *
*****

MNT    ECME transaction maintenance options ...
SET    Pharmacy ECME Setup Menu ...
STAT   Statistics Screen

Select Pharmacy ECME Manager Menu Option: MNT  ECME transaction maintenance
options

```

```

*****
* Electronic Claims Management Engine (ECME) v1.0 *
*                XXXXX VAMC                *
*                BPS MENU MAINTENANCE        *
*****

UNS    View/Unstrand Submissions Not Completed
ROC    Re Open CLOSED Claim


Select ECME transaction maintenance options Option:

```

7.1.1 View/Unstrand Submissions Not Completed

This option provides you with options to override any current transmission status of claims that have not reached the point of completion to a status of “Done”.

When a claim is unstranded via this option, the status of the claim is changed to ‘E UNSTRANDED’ for billing requests and ‘E REVERSAL UNSTRANDED’ for reversals. This status message is displayed on the ECME User Screen, the Further Research menu, the Developer Log action of the ECME user screen, and the Recent Transaction report.

	<p>Even though you perform the <i>View/Unstrand Submissions Not Completed</i> option, the final adjudicating payer claim status of either 'Payable' or 'Rejected' will not be known unless further action is taken on the claim. This will require manual intervention for the claim to be resubmitted to the adjudicating payer after this option is run.</p>
---	--

(A) Enter **UNS** at the “Select ECME transaction maintenance options Option:” to access the unstrand options.

Example 7.1.1-1: Accessing the View/Unstrand Submissions Not Completed Option

```

UNS      View/Unstrand Submissions Not Completed
ROC      Re Open CLOSED Claim

Select ECME transaction maintenance options Option: UNS View/Unstrand
Submissions Not Completed

Please be aware that if there are submissions appearing on the ECME User Screen
with a status of 'In progress - Transmitting', then there may be a problem
with HL7 or with system connectivity with the Austin Automation Center (AAC).
Please contact your IRM to verify that connectivity to the AAC is working
and the HL7 link BPS NCPDP is processing messages before using this option
to unstrand submissions with a status of 'In progress - Transmitting'.

Do you want to continue? NO//

```

(B) You will be prompted for a date range to display all stranded claims. The system will accept a date range with or without a time attached to it.

- **First Transaction Date:** If a date only is entered for a start date, the system will assume the start date is the date entered and the time will be the beginning of the 24 hour clock (.0001) otherwise the system will accept the entered time parameter.
- **Last Transaction Date:** If a date only is entered for the ending date range, the system will assume the ending of a 24 hour clock (.2359) except if you enter the current date. If you enter today's date as the ending date of the date range, the system will automatically assign the ending time to be 30 minutes prior to the current time to ensure that you do not interrupt any transmissions that may be currently processing.

Example 7.1.1-2: Entering Date Range for View/Unstrand Submissions Not Completed Option

```

FIRST TRANSACTION DATE: // T-120
LAST TRANSACTION DATE: T// T
Please wait...

```

Example 7.1.1-3: Displaying the View/Unstrand Submissions Not Completed Actions

```

ECME UNSTRAND SUBMISSIONS      Oct 08, 2010@15:12:08      Page: 1 of 1
Submissions Stranded from 09/28/2010 through 10/08/2010
Sorted by Transaction Date

## Trans DT      Patient Name      ID  RX/Fill DOS      Ins Co
*** CLAIMS ***
1 10/07/2010 ECMEpatient,One 2637 101297/1 06/24/2009 AETNA
  In Progress - Done
2 10/07/2010 ECMEpatient,One 2637 101320/1 04/27/2009 AETNA
  In Progress - Done
3 10/07/2010      2637 1100349/0 10/07/2010 AETNA
  In Progress - Processing request
*** REVERSALS ***
4 10/07/2010 ECMEpatient,One 2637 101298/1 06/25/2009 AETNA
  In Progress - Done
*** ELIGIBILITY INQUIRIES ***
5 10/08/2010 ECMEpatient,One 2637      10/08/2010 AETNA
  In Progress - Parsing response

Enter ?? for more actions
>>>
ALL Unstrand Current Submissions      PRT Print Current Submissions

```


7.1.2 REOPEN a CLOSED ECME Claim

The *Reopen a Closed Claim* option allows you to reopen an electronic claim after it has been Closed. The prescription can be Released or Not Released. You are prompted to enter a patient name and date range to select closed claims by date of service. Once a claim is Reopened, you may resubmit the claim to the payer for payment.

- (A) Enter **ROC** at the “Select ECME transaction maintenance options Option:” to access the Re Open CLOSED Claim option.

Example 7.1.2-1: Accessing the Re Open CLOSED Claim Option

```
UNS View/Unstrand Submissions Not Completed
ROC Re Open CLOSED Claim
```

Select ECME transaction maintenance options Option: **ROC** Re Open CLOSED Claim

- (B) You will be prompted for a patient name.

Example 7.1.2-2: Entering Patient Name to Display Closed Claims for this Option

```
Select PATIENT NAME: ECMEpatient,One 6-1-60 666006666
NSC VETERAN
```

- (C) You will be prompted for a date range for the dates of service of closed claims.

Example 7.1.2-3: Entering Dates of Service for Closed Claims Listing

```
START WITH DATE:TODAY//6/13/06 (Jun 13, 2006)
GO TO DATE:TODAY//T (JUL 05, 2006)
```

- (D) Enter **Reopen** and choose the line item of the closed claim that will be reopened.

Example 7.1.2-4: Choosing to Reopen a Closed Claim and Selecting a Line Item

```
REOPEN CLOSED CLAIM Jul 05, 2006@15:29:21 Page: 1 of 1
PATIENT: ECMEpatient,One (XXXX) Closed claims from 07/05/06 to 07/05/06
# DRUG NDC DOS RX# REF/ECME# LOC RX INFO
1 RESERPINE 0.25MG 00083-0036-45 07/05 100004093$ 0/000000504727 W RT AC/R
Enter ?? for more actions
RE Reopen Claim EX Exit
Select action: Quit// R Reopen Claim
Select item: 1
```

- (E) You are prompted to enter a text comment, Reopen Comments, after claim information is displayed.

Example 7.1.2-5: Entering Text Comment for Reopened Closed Claim

```
PATIENT NAME: ECMEpatient,One    RX#: 100000000$ 0    DRUG: RESERPINE 0.25MG
CLOSED JUL 5,2006@15:13:42
ECME#: 00000504727, DOS: JUL 5,2006, RELEASE DATE: JUL 5,2006@15:12:11
PLAN: HIPPA05 INSURANCE: MEDCO
CLOSE REASON: REFILL TOO SOON
DROP TO PAPER: NO
CLOSE USER: ECMEuser,One

You have selected the CLOSED electronic claim listed above.

REOPEN COMMENTS: Claim reopened for new refill
```

Example 7.1.2-6: Entering Yes to “Are You Sure” Prompt

```
ARE YOU SURE YOU WANT TO RE-OPEN THIS CLAIM? (Y/N)? No// YES
ReOpening Claim: VA2006=1712884=000014=0006687 ... OK

1 claim has been reopened.
Enter RETURN to continue or '^' to exit:
```

7.2 Pharmacy ECME Setup Menu

The *Pharmacy ECME Setup Menu* option allows the ADPAC or IRMS to configure ECME to VAMC specifications.



You must hold the BPSMENU, BPS MANAGER, and BPS MASTER keys to view the *Pharmacy ECME Setup Menu (SET)* option.

Access the menu by entering “SET” at the “Select Pharmacy ECME Setup Menu Option:” prompt in the *Pharmacy ECME Manager Menu* option.

Example 7.2-1: Accessing the Pharmacy ECME Manager Menu Option

```
*****
*Electronic Claims Management Engine (ECME) V1.0*
*                XXXX VAMC                *
*                Pharmacy ECME Manager Menu        *
*****
MNT  ECME transaction maintenance options ...
SET  Pharmacy ECME Setup Menu ...
STAT Statistics Screen

Select Pharmacy ECME Manager Menu Option: SET Pharmacy ECME Setup Menu
```



You must hold the BPS MASTER key to view the Edit Basic ECME Parameters (BAS), Edit ECME Pharmacy Data (PHAR), and Register Pharmacy with Austin Automation Center (REG) options.

Example 7.2-2: Pharmacy ECME Setup Menu Options

```
*****
*Electronic Claims Management Engine (ECME) V1.0*
*                XXXXXXXX VAMC                *
*                Pharmacy ECME Setup Menu        *
*****
```

```


BAS      Edit Basic ECME Parameters
PHAR     Edit ECME Pharmacy Data
REG      Register Pharmacy with Austin Information Technology Center

Select Pharmacy ECME Setup Menu Option:

```

7.2.1 Edit Basic ECME Parameters

The *Edit Basic ECME Parameters* option allows the ADPAC or IRMS to determine how data will be input to ECME.

	This option should not be used after the initial setup unless any of the information changes for the pharmacy.
---	--

Access the menu by entering **BAS** at the “Select Pharmacy ECME Setup Menu Option:” prompt in the *Pharmacy ECME Setup Menu* option.

Example 7.2.1-1: Accessing the Edit Basic ECME Parameters Option

```

*****
*Electronic Claims Management Engine (ECME) V1.0*
*          XXXXXX VAMC                          *
*          Pharmacy ECME Setup Menu             *
*****


BAS      Edit Basic ECME Parameters
PHAR     Edit ECME Pharmacy Data
REG      Register Pharmacy with Austin Information Technology Center

Select Pharmacy ECME Setup Menu Option: BAS Edit Basic ECME Parameters

```

The Edit Basic ECME Parameters option allows you to enter/edit the number of seconds that the Outpatient Pharmacy application waits for a response to come back from the third party payer. As delivered, the system will have a default timeout of 10 seconds but it is up to each site to determine how long their pharmacists wait for a response from the payer. The ECME timeout can be populated once the system is installed. After this amount of time has passed, claims processing will continue but you will not see messages indicating the process.

This option will prompt for the Default Eligibility Pharmacy. Once entered, this Pharmacy will be placed on the NCPDP Eligibility Verification request when it is initiated by the new option in IB.

	One important reason for this is DUR (Drug Utilization Review) /79 rejects. If the payer indicates that there is a problem with the drug (e.g., overdose), the pharmacists will have to act on that response.
---	---

This option also allows you to set the “Insurer Asleep” interval time and number of retries. The Insurer Asleep Interval parameter allows an input between 0 and 29 minutes with a default of 20. The Insurer Asleep Retries parameter allows an input between 0 and 99 retries with a default of 10. If either the Insurer Asleep Interval or the Insurer Asleep Retries parameter is set to 0, the

functionality will be disabled. If the user does disable this functionality, any claims that are in an Insurer Asleep state will automatically be resubmitted to the payer.

Occasionally, Emdeon or the third-party payer will return a reject code indicating that the destination system is not available. As one example, the third-party payer may be down for regular system maintenance and any claims submitted during this time will be rejected. When this situation does occur, Emdeon or the third-party payer will generally return one or more of the NCPDP system processing reject codes shown in the table below. These reject codes are automatically resubmitted by ECME at the intervals specified in the “insurer asleep” parameter.

Reject Code	Explanation
90	Host Hung Up
91	Host Response Error
92	System Unavailable/Host Unavailable
95	Time Out
96	Scheduled Downtime
97	Payer Unavailable
98	Connection To Payer Is Down

Example 7.2.1-2: Entering Edit Basic ECME Parameters

```
Select Pharmacy ECME Setup Menu Option: BAS  Edit Basic ECME Parameters

Edit Pharmacy ECME configuration

ECME timeout? (0 to 30 seconds): 30//
Insurer Asleep Interval (0 to 29 minutes): 5//
Insurer Asleep Retries (0 to 99): 3//
Default Eligibility Pharmacy: PHARMACY-1//
```

7.2.2 Edit ECME Pharmacy Data

The *Edit ECME Pharmacy Data* option enables pharmacy users to edit specific parameters that affect the electronic submission of third party prescription claims. The pharmacy site will use this option to control whether the transmission of prescriptions to the CMOP dispensing site will automatically submit electronic third party prescription claims to the insurance payers. This option is also where the pharmacy site will set the parameter of how many days will pass before a reversal is automatically processed for a non-released prescription.



You must hold the BPS MASTER key to view the Edit Basic ECME Parameters (BAS), Edit ECME Pharmacy Data (PHAR), and Register Pharmacy with Austin Automation Center (REG) options.

Access the option by entering **PHAR** at the “Select Pharmacy ECME Manager Menu Option:” prompt in the *Pharmacy ECME Manager Menu* option.

Example 7.2.2-1: Accessing the Edit ECME Pharmacy Data Option

```
*****
*Electronic Claims Management Engine (ECME) V1.0*
*                XXXXXX VAMC                *
*                Pharmacy ECME Setup Menu    *
*****

BAS  Edit Basic ECME Parameters
PHAR Edit ECME Pharmacy Data
REG  Register Pharmacy with Austin Information Technology Center

Select Pharmacy ECME Manager Menu Option: PHAR  Edit Pharmacy ECME Pharmacy
Data
```

Example 7.2.2-2: Entering Edit ECME Pharmacy Data Options

```
Select BPS PHARMACIES NAME: XXXXXX VAMC PHARMACY  
  
NAME: XXXXXX VAMC PHARMACY  
STATUS: ACTIVE  
NCPDP #: 1111111  
NPI: 1234567893  
Select OUTPATIENT SITE: XXXXXX VAMC PHARMACY // <ENTER>  
  OUTPATIENT SITE: XXXXXX VAMC PHARMACY // <ENTER>  
Select OUTPATIENT SITE: <ENTER>  
CMOP SWITCH: CMOP ON// <ENTER>  
AUTO-REVERSE PARAMETER: 0// 5  
DEFAULT DEA #: AG12345
```

The following table describes the Edit ECME Pharmacy Data option fields:

Table 7.2.2-1: Description of Edit ECME Pharmacy Data Option Fields

Entry	Description
BPS PHARMACIES NAME	Pharmacy in a specific VAMC (Department of Veterans Affairs Medical Center) database. The pharmacy user may enter a new BPS pharmacy, which must be 3-30 alphabetical characters.
NAME	Display-only field that displays the full pharmacy name entered.
NCPDP #	A 7-digit number assigned to the specified pharmacy by the National Council for Prescription Drug Programs (NCPDP). It is also known as NABP.
NPI	National Provider Identifier. A 10-digit number required by the Health Insurance Portability and Accountability Act of 1996 (HIPAA) to identify individual and organizational providers, such as outpatient sites. The NPI has a usage requirement date beginning May 23, 2008.
STATUS	The status of the BPS Pharmacy is either ACTIVE or INACTIVE. The STATUS of the pharmacy may be revised through the Register Pharmacy with Austin Information Technology Center option.
OUTPATIENT SITES	One or more Outpatient Sites (from File 59) may be linked with a single BPS Pharmacy entry. However, an Outpatient Site can only be linked with a single BPS Pharmacy. All of the sites linked with a BPS Pharmacy should have the same NCPDP number. When an Outpatient Site is linked to an active BPS Pharmacy entry, the ECME switch for that site is considered ENABLED. If an Outpatient Site is linked to an incorrect BPS Pharmacy, it must be removed from the incorrect entry before it can be linked to the correct entry.
CMOP	ON if the transmission of prescriptions to the CMOP (Consolidated Mail Outpatient Pharmacy) dispensing site will automatically submit electronic third party prescription claims to the insurance payers. See note below for explanation of claims generated before and after switch is turned on or off.
AUTO-REVERSE PARAMETER	Enter numbers from 1 to 30 for the number of days to wait before ECME reverses non-released prescription claims with a PAYABLE payer-returned response. Entering a zero, ("0"), the default, disables the Auto-Reverse process. Each site's business practice will dictate what this value should be.
DEFAULT DEA #	The pharmacy's Drug Enforcement Administration (DEA) number.



- An Outpatient Site is considered ECME active if the Outpatient Site is linked to a BPS Pharmacy, and if that BPS Pharmacy is ACTIVE. Once an Outpatient Site is ECME active, claims for the Outpatient Site can be transmitted to the third-party payer.
- If an Outpatient Site is activated after a claim is already sent to ECME, ECME **will NOT** generate an electronic claim.
- If an Outpatient Site is inactivated (by unlinking it from a BPS Pharmacy or by changing the STATUS field), reversals for that site will be processed but new submissions will not.

7.2.3 Register Pharmacy with Austin Information Technology Center

The *Register Pharmacy with Austin Information Technology Center* option allows the ADPAC to register a pharmacy with the Austin Information Technology Center and update the contact information. This registration should only be performed on initialization of the pharmacy with ECME. Once the pharmacy has been set up to use ECME, the *Edit ECME Pharmacy Data* option should be used to make any changes.

The automated registration process will send an email to the Primary Site Contact if the registration has any errors or warnings to report. The Alternate Site Contact will be used when the email address for the Primary Site contact is missing. If the alternate site contact does not have an email address, the message will be sent to the BPS OPECC mail group. In addition, if either the primary or alternate site contact is missing their email address, it will be reported as a warning during manual registration. Following is a sample email.

```
Example 7.2.3-1: ECME Pharmacy Registration Problem Message Subj: ECME
Registration Problem. [#141587] 06/09/08@15:36 4 lines
From: ECME PACKAGE In 'IN' basket. Page 1 *New*
-----
Source Process: ECME Pharmacy Registration
ECME Pharmacy Registration HL7 Message not created.
  PHARMACY NAME: TEST PHARMACY 2
** NPI NUMBER - Missing/Invalid
Enter message action (in IN basket): Delete//
```



This option should not be used after the initial setup unless any of the information changes for the pharmacy.



You must hold the BPS MASTER key to view the Edit Basic ECME Parameters (BAS), Edit ECME Pharmacy Data (PHAR), and Register Pharmacy with Austin Automation Center (REG) options.

Access the menu by entering **REG** at the “Select Pharmacy ECME Setup Menu Option:” prompt in the *Pharmacy ECME Setup Menu* option. The system will validate the data and then send an ePharmacy message to the Austin Information Technology Center, which notifies them that the prospective site is ready to transmit electronic pharmacy claims.

Example 7.2.3-2: Accessing the Register Pharmacy with Austin Information Technology Center Option

```
*****
*Electronic Claims Management Engine (ECME) V1.0*
*          XXXXX VAMC          *
*          Pharmacy ECME Setup Menu          *
*****

BAS      Edit Basic ECME Parameters
PHAR     Edit ECME Pharmacy Data
REG      Register Pharmacy with Austin Information Technology Center

Select Pharmacy ECME Setup Menu Option: REG Register Pharmacy with Austin
Information Technology Center
```

Example 7.2.3-3: Register Pharmacy with Austin Information Technology Center with Austin Information Technology Center Option

```
                ** ECME Site Registration **

-- PRIMARY SITE CONTACT DATA --

SITE CONTACT: ECMEUSER,ONE// <ENTER>
OFFICE PHONE: XXX-XXX-XXXX// <ENTER>
EMAIL ADDRESS: ECMEUSER.ONE@FORUM.VA.GOV// <ENTER>

-- ALTERNATE SITE CONTACT DATA --

ALTERNATE SITE CONTACT: ECMEUSER,TWO// <ENTER>
OFFICE PHONE: XXX-XXX-XXXX// <ENTER>
EMAIL ADDRESS: two.ecmeuser@va.gov//
                Replace <ENTER>

-- Application Registration Validation Results:
DOMAIN NAME - Required - VALID: XXXXXXXX.XXXXXX-XXX-XXXX.XXX.XX.XXX
TCP/IP ADDRESS FOR "EPHARM OUT" - Required - VALID: XX.XXX.XXX.XXX
"EPHARM OUT" PORT NUMBER - Required - VALID: XXXX
SITE NUMBER - Required - VALID: XXX
INTERFACE VERSION - Required - VALID: 3
CONTACT NAME - VALID: ECMEUSER,ONE
CONTACT MEANS - VALID: NET INTERNET ECMEUSER.ONE@FORUM.VA.GOV
ALTERNATE CONTACT NAME - VALID: ECMEUSER,TWO
ALTERNATE CONTACT MEANS - VALID: NET INTERNET two.ecmeuser@va.gov

                ** Application Registration Data VALID **

Enter RETURN to continue or '^' to exit: <ENTER>

Enter/verify Pharmacy Registration Data

Select BPS PHARMACIES NAME: TEST PHARMACY 3
```

```

--SITE DATA

STATUS: INACTIVE// <ENTER>
NCPDP #: XXXXXXXX// <ENTER>
DEFAULT DEA #: XXXXXXXX// <ENTER>
SITE ADDRESS NAME: 111 MAIN STR// <ENTER>
SITE ADDRESS 1: 111 MAIN STREET// <ENTER>
SITE ADDRESS 2: <ENTER>
SITE CITY: BROOKLYN// <ENTER>
SITE STATE: NEW YORK// <ENTER>
SITE ZIP CODE: 11223// <ENTER>
REMITTANCE ADDRESS NAME: 1111 TEST STR// <ENTER>
REMIT ADDRESS 1: 111 TEST STREET// <ENTER>
REMIT ADDRESS 2: <ENTER>
REMIT CITY: TOPEKA// <ENTER>
REMIT STATE: KANSAS// <ENTER>
REMIT ZIP: 66606// <ENTER>

--PRIMARY CONTACT DATA

VA CONTACT: ECMEUSER,ONE// <ENTER>
OFFICE PHONE: XXX-XXX-XXXX// <ENTER>
EMAIL ADDRESS: ECMEUSER.ONE@FORUM.VA.GOV
Replace <ENTER>
TITLE: OI&T STAFF// <ENTER>

--ALTERNATE CONTACT DATA

VA ALTERNATE CONTACT: ECMEUSER,THREE L// <ENTER>
OFFICE PHONE: XXX-XXX-XXXX// <ENTER>
EMAIL ADDRESS: three.ecmeuser@med.va.gov Replace <ENTER>
TITLE: OI&T STAFF// <ENTER>

--PHARMACIST DATA

VA LEAD PHARMACIST: ECMEUSER,FOUR// <ENTER>
OFFICE PHONE: XXX-XXX-XXXX // <ENTER>
EMAIL ADDRESS: <ENTER>
TITLE: OI&T STAFF// <ENTER>
VA LEAD PHARMACIST LICENSE #: XXXXXXXX// <ENTER>

-- Pharmacy Registration Validation Results --

PHARMACY NAME: TEST PHARMACY 3

-- Pharmacy Registration Data VALID. --

Enter/verify Pharmacy Registration Data
Select BPS PHARMACIES NAME: <ENTER>

Application Registration Data is VALID

Pharmacy Registration Data is:
VALID for TEST PHARMACY 1 and will be transmitted.
*INVALID for TEST PHARMACY 2 and will NOT be transmitted.
VALID for TEST PHARMACY 3 and will be transmitted.

Send Application Registration: Y/N ? n NO

Press RETURN to continue...

```

7.3 Statistics Screen

The *Statistics Screen* option allows ADPACS and IRMS to view statistics and transmission progress for all ECME claims.



You must hold the BPSMENU and BPS MANAGER keys to view the *Statistics Screen* option.

Access the menu by entering **STAT** at the “Select Pharmacy ECME Manager Menu Option:” prompt in the *Pharmacy ECME Manager Menu* option.



Statistics collection begins at the moment of ECME installation and continues until either you use the **Z** (clear) action or ECME is uninstalled. It depends on the each site's business practice as far as how often or if the stats are cleared.

Example 7.3-1: Accessing the Statistics Screen Option

```
*****
*Electronic Claims Management Engine (ECME) V1.0*
*                XXXXXX VAMC                *
*                Pharmacy ECME Manager Menu    *
*****

MNT  ECME transaction maintenance options ...
SET  Pharmacy ECME Setup Menu ...
STAT Statistics Screen

Select Pharmacy ECME Manager Menu Option: STAT Statistics Screen
```

Example 7.3-2: Statistics Screen

```

ECME STATISTICS          Nov 03, 2010@16:50:30          Page:    1 of    1
Communications statistics last cleared on AUG 18,2003@16:36:28

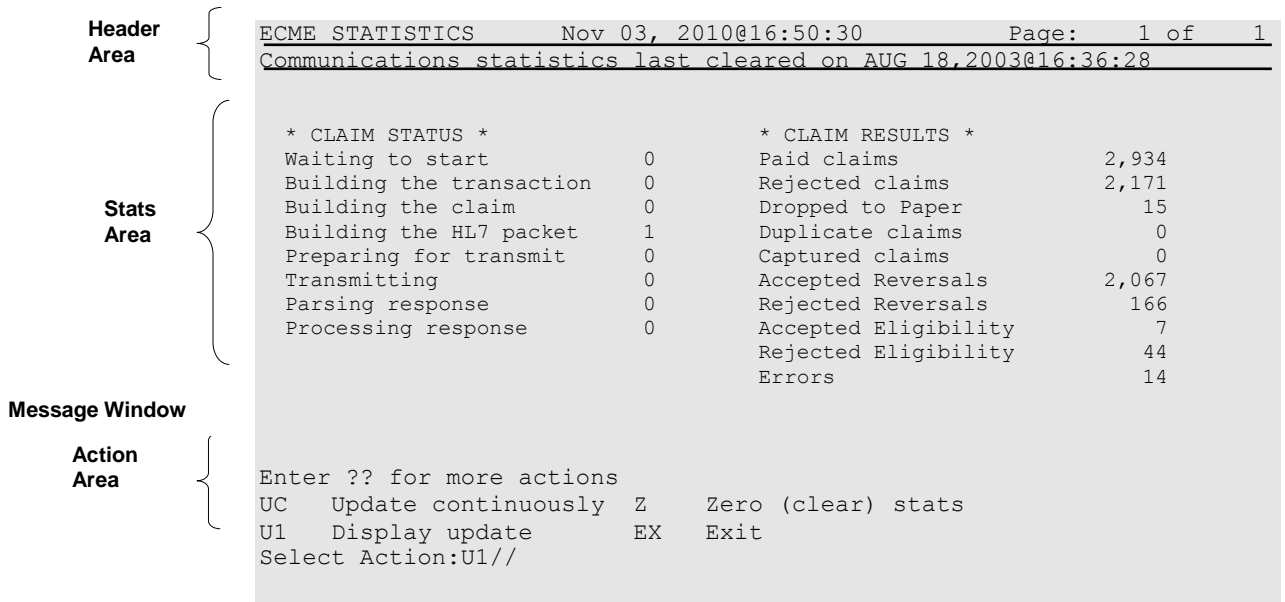
  * CLAIM STATUS *
Waiting to start          0
Building the transaction  0
Building the claim        0
Building the HL7 packet   1
Preparing for transmit    0
Transmitting              0
Parsing response          0
Processing response       0

  * CLAIM RESULTS *
Paid claims               2,934
Rejected claims           2,171
Dropped to Paper          15
Duplicate claims          0
Captured claims          0
Accepted Reversals        2,067
Rejected Reversals        166
Accepted Eligibility       7
Rejected Eligibility       44
Errors                    14

Enter ?? for more actions
UC  Update continuously  Z   Zero (clear) stats
U1  Display update       EX  Exit
Select Action:U1//
  
```

This section diagrams and describes the different elements of the Statistics Screen.

Diagram 7.3-1: Statistics Option Areas



The table below describes the Statistics Screen option areas:

Table 7.3-1: Description of Statistics Screen Option

Screen Areas	Description
Header Area	Displays the date for which you requested the <i>Statistics Screen</i> option.
Stats Area	Displays statistics for all ECME claims. <i>Claim Status</i> reports statistics of ECME transactions in progress. <i>Claim Results</i> gives statistics about completed ECME transactions.
Message Window	This section displays informational text (i.e., Enter ?? for more actions).
Action Area	Available options. A double question mark (??) may be entered at the "Select Action:" prompt for a list of all List Manager options available.

7.3.1 Update Continuously

The system can update the claims statistics every 3 seconds.

(A) Enter UC to display statistics that will be updated every 3 seconds.

Example 7.3.1-1: Accessing Update Continuously Option

```

ECME STATISTICS                      Nov 03, 2010@16:50:30          Page:    1 of    1
Communications statistics last cleared on AUG 18,2003@16:36:28

* CLAIM STATUS *
Waiting to start                0
Building the transaction         0
Building the claim               0
Building the HL7 packet         1
Preparing for transmit          0
Transmitting                    0
Parsing response                 0
Processing response              0

* CLAIM RESULTS *
Paid claims                      2,934
Rejected claims                  2,171
Dropped to Paper                  15
Duplicate claims                  0
Captured claims                  0
Accepted Reversals                2,067
Rejected Reversals                166
Accepted Eligibility               7
Rejected Eligibility              44
Errors                             14

Enter ?? for more actions
UC  Update continuously  Z   Zero (clear) stats
U1  Display update       EX  Exit
Select Action:U1//UC Update continuously

```

(B) Press ^ or Q to stop the updating. The system will go back to the Statistics Screen.

Example 7.3.1-2: Displaying Claims Status and Results in Update Continuously Mode

ECME STATISTICS Nov 03, 2010@16:50:30 Page: 1 of 1
Communications statistics last cleared on AUG 18,2003@16:36:28

* CLAIM STATUS *		* CLAIM RESULTS *	
Waiting to start	0	Paid claims	2,934
Building the transaction	0	Rejected claims	2,171
Building the claim	0	Dropped to Paper	15
Building the HL7 packet	1	Duplicate claims	0
Preparing for transmit	0	Captured claims	0
Transmitting	0	Accepted Reversals	2,067
Parsing response	0	Rejected Reversals	166
Processing response	0	Accepted Eligibility	7
		Rejected Eligibility	44
		Errors	14

In continuous update mode: press Q to Quit

Q Quit

7.3.2 Display Update

You can update the statistics once every time the option **U1** is entered.

Example 7.3.2-1: Accessing Display Update Option

ECME STATISTICS Nov 03, 2010@16:50:30 Page: 1 of 1
Communications statistics last cleared on AUG 18,2003@16:36:28

* CLAIM STATUS *		* CLAIM RESULTS *	
Waiting to start	0	Paid claims	2,934
Building the transaction	0	Rejected claims	2,171
Building the claim	0	Dropped to Paper	15
Building the HL7 packet	1	Duplicate claims	0
Preparing for transmit	0	Captured claims	0
Transmitting	0	Accepted Reversals	2,067
Parsing response	0	Rejected Reversals	166
Processing response	0	Accepted Eligibility	7
		Rejected Eligibility	44
		Errors	14

Enter ?? for more actions

UC Update continuously Z Zero (clear) stats

U1 Display update EX Exit

Select Action:U1//U1 Display update

7.3.3 Zero (clear) Statistics

The system can reset the displayed claims statistics to zero. This is useful for looking at short-term averages, such as during a time of heavy activity.

(A) Enter **Z** to access the *Zero (clear) stats* option.

Example 7.3.3-1: Accessing Zero (clear) stats Option

ECME STATISTICS Nov 03, 2010@16:50:30 Page: 1 of 1
Communications statistics last cleared on AUG 18,2003@16:36:28

* CLAIM STATUS *		* CLAIM RESULTS *	
Waiting to start	0	Paid claims	2,934
Building the transaction	0	Rejected claims	2,171
Building the claim	0	Dropped to Paper	15
Building the HL7 packet	1	Duplicate claims	0
Preparing for transmit	0	Captured claims	0
Transmitting	0	Accepted Reversals	2,067
Parsing response	0	Rejected Reversals	166
Processing response	0	Accepted Eligibility	7
		Rejected Eligibility	44
		Errors	14

Enter ?? for more actions
UC Update continuously Z Zero (clear) stats
U1 Display update EX Exit
Select Action:U1//**Z** **Z** (clear) stats

(B) You may choose to either zero out (refresh) the displayed copy of the statistics by entering **L** (Local) or to zero out the permanent copy by entering **P**.



Choosing *Permanent Copy* will permanently zero out the statistics in the database. You need to realize that if this selection is chosen, there will no longer be activity history.

Example 7.3.3-2: Entering Zero (clear) stats Option to Delete Local Claim Results Statistics

Select one of the following:

L	Local Copy
P	Permanent Copy

Delete (L)ocal Copy or (P)ermanent Copy of the statistics: Local Copy// **L**
Local Copy

(C) When the system asks if you are sure, enter **Y** to continue or **N** to stop the deletion.

Example 7.3.3-3: Entering Yes to “Are You Sure” Prompt

Are you sure? N// **YES**

(D) Enter **Z** to access the *Zero (clear) stats* option.

Example 7.3.3-4: Displaying Zeroed Claims Statistics

ECME STATISTICS Nov 03, 2010@16:50:30 Page: 1 of 1
Communications statistics last cleared on AUG 18,2003@16:36:28

```
* CLAIM STATUS *
Waiting to start          0
Building the transaction  0
Building the claim        0
Building the HL7 packet   1
Preparing for transmit    0
Transmitting              0
Parsing response          0
Processing response        0

* CLAIM RESULTS *
Paid claims                2,934
Rejected claims            2,171
Dropped to Paper          15
Duplicate claims           0
Captured claims           0
Accepted Reversals        2,067
Rejected Reversals        166
Accepted Eligibility       7
Rejected Eligibility       44
Errors                     14

Enter ?? for more actions
UC  Update continuously  Z   Zero (clear) stats
U1  Display update       EX  Exit
Select Action:U1// Z   Zero (clear) stats
Delete (L)ocal Copy or (P)ermanent Copy of the statistics: Local Copy// Local
Copy
Are you sure? N// YES
```

7.3.4 Exiting the Statistics Screen

Enter **EX** or **Q** to exit out of the *Statistics Screen* and return to the *Pharmacy ECME Manager Menu*.

Example 7.3.4-1: Accessing Exit Option

ECME STATISTICS Nov 03, 2010@16:50:30 Page: 1 of 1
Communications statistics last cleared on AUG 18,2003@16:36:28

```
* CLAIM STATUS *
Waiting to start          0
Building the transaction  0
Building the claim        0
Building the HL7 packet   1
Preparing for transmit    0
Transmitting              0
Parsing response          0
Processing response        0

* CLAIM RESULTS *
Paid claims                2,934
Rejected claims            2,171
Dropped to Paper          15
Duplicate claims           0
Captured claims           0
Accepted Reversals        2,067
Rejected Reversals        166
Accepted Eligibility       7
Rejected Eligibility       44
Errors                     14

Enter ?? for more actions
UC  Update continuously  Z   Zero (clear) stats
U1  Display update       EX  Exit
Select Action:U1// EX Exit
```


(This page included for two-sided copying.)

8 Accessing the Pharmacy Electronic Claims Reports

The *Pharmacy Electronic Claims Reports* option is a menu that allows you to obtain detailed information about claims, transactions, Electronic Claims Management Engine (ECME) activities, and system configurations.



You must hold the BPSMENU and BPS REPORTS keys to view the *Pharmacy Electronic Claims Reports* option.

Access it by entering **RPT** at the “Select ECME Option:” prompt on the ECME Main Menu option screen.

Example 8-1: Accessing the Pharmacy Electronic Claims Reports Option

```
*****
*Electronic Claims Management Engine (ECME) V1.0*
*                XXXXX VAMC                *
*                Main Menu                  *
*****

U      ECME User Screen
COB    ECME Pharmacy COB ...
MGR    Pharmacy ECME Manager Menu ...
RPT    Pharmacy Electronic Claims Reports ...

Select ECME Option: RPT Pharmacy Electronic Claims Reports
```

Example 8-2: Displaying Pharmacy Electronic Claims Reports Options

```
*****
*Electronic Claims Management Engine (ECME) V1.0*
*                XXXXX VAMC                *
*                Pharmacy Electronic Claims Reports        *
*****

CLA    Claim Results and Status ...
OTH    Other Reports ...

Select Pharmacy Electronic Claims Reports Option:
```

8.1 Claim Results and Status

The *Claim Results and Status* option is a menu that allows you to obtain reports about the statuses of claims.

- (A) Access *Claim Results and Status* by entering **CLA** at the “Select Pharmacy Electronic Claims Reports Option:” prompt on the Pharmacy Electronic Claims Reports option screen.

Example 8.1-1: Accessing the Claim Results and Status Option

```
*****
*Electronic Claims Management Engine (ECME) V1.0*
*                XXXXX VAMC                *
*      Pharmacy Electronic Claims Reports      *
*****

CLA   Claim Results and Status ...
OTH   Other Reports ...

Select Pharmacy Electronic Claims Reports Option: CLA Claim Results and Status
```

- (B) You have a choice of Claims Results and Status reports to choose from.


Example 8.1-2: Displaying All Claims Results and Status Options

```
*****
*Electronic Claims Management Engine (ECME) V1.0*
*                XXXXXX VAMC                *
*      Claim Results and Status              *
*****

PAY   Payable Claims Report
REJ   Rejected Claims Report
ECMP  CMOP/ECME Activity Report
REV   Reversal Claims Report
NYR   Claims Submitted, Not Yet Released
REC   Recent Transactions
DAY   Totals by Date
CLO   Closed Claims Report
NBS   Non-Billable Status Report
SPA   Spending Account Report

Select Claim Results and Status Option:
```

- (C) Items/filters that pertain to ALL ECME Claims Results and Status REPORTS will be displayed for every option chosen. You can select these options using the same method as in other VistA applications and as described in the [Change View](#) section.

	Most of the Claim Results and Status reports require that a device with 132 column width be used. They will not display correctly using 80 column width devices.
---	--

Example 8.1-3: Displaying ECME Report Item/Filter Options for ALL REPORTS

```
Select one of the following:

      D          DIVISION
      A          ALL

Select Certain Pharmacy (D)ivisions or (A)LL: <Enter>  ALL

      Select one of the following:

      S          Summary
      D          Detail

Display (S)ummary or (D)etail Format: Detail// Summary

      Select one of the following:

      I          SPECIFIC INSURANCE(S)
      A          ALL

Select Certain (I)NSURANCE or (A)LL: A// I SPECIFIC INSURANCES(S)
Select INSURANCE: IBINSUR1          123 ANYWHERE ST          HERNDON          VIRGINIA
Y
Selected:
      IBINSUR1
Select INSURANCE: DEVELOPMENT INS          123 HERE STREET          SAN FRANCISCO
CALIFORNIA          Y
Selected:
      DEVELOPMENT INS
      IBINSUR1
Select INSURANCE: <Enter>

      Select one of the following:

      C          CMOP
      M          Mail
      W          Window
      A          ALL

Display (C)MOP or (M)ail or (W)indow or (A)LL: ALL// <Enter>  ALL

      Select one of the following:

      R          Real Time Fills
      B          Backbill
      P          PRO Option
      A          ALL

Display (R)ealTime Fills or (B)ackbills or (P)RO Option or (A)LL: ALL// <Enter>
ALL

      Select one of the following:

      D          Drug
      C          Drug Class
      A          ALL

Display Specific (D)rug or Drug (C)lass or (A)LL: ALL// <Enter>  ALL
```

- (D) In addition to the “ALL REPORTS” prompts, all of the Claims Results and Status REPORTS except the ECMP report display another prompt that will allow you to capture the report data in Excel spreadsheet format. If you answer **Y**, additional directions are supplied.

Example 8.1-4: Requesting Report Data in Excel Spreadsheet Format

Do you want to capture report data for an Excel document? NO// **YES**

Before continuing, please set up your terminal to capture the detail report data. On some terminals, this can be done by clicking on the 'Tools' menu above, then click on 'Capture Incoming Data' to save to Desktop. This report may take a while to run.

Note: To avoid undesired wrapping of the data saved to the file, please enter '0;256;999' at the 'DEVICE:' prompt.

8.1.1 Payable Claims Report

The *Payable Claims Report* option produces a report that lists PAYABLE electronic claims that have been successfully transmitted to the payer and have not been reversed.



You must hold the BPSMENU and BPS REPORTS keys to view the *Payable Claims Report* option.



The Payable Claims Report option has the most accessible information on payable claims from the BPS Claims File. A FileMan inquiry into the BPS Claims File will find that the information is in NCPDP (National Council for Prescription Drug Programs) V. D.0 formats.

- (A) Access the report by entering **PAY** at the “Select Claim Results and Status Option:” prompt on the Claim Results and Status option screen.

Example 8.1.1-1: Accessing the Payable Claims Report Option

```
*****
*Electronic Claims Management Engine (ECME) V1.0*
*                XXXXX VAMC                *
*                Claim Results and Status    *
*****

PAY    Payable Claims Report
REJ    Rejected Claims Report
ECMP   CMOP/ECME Activity Report
REV    Reversal Claims Report
NYR    Claims Submitted, Not Yet Released
REC    Recent Transactions
DAY    Totals by Date
CLO    Closed Claims Report
NBS    Non-Billable Status Report
SPA    Spending Account Report

Select Claim Results and Status Option: PAY Payable Claims Report
```

(B) After you have made selections from the “ALL REPORTS” prompts, you will be prompted to select a report date range; Released, Not Released or All claims; Certain Eligibility Type or All; and Excel display format and device selection.

Example 8.1.1-2: Additional prompts asked by the Payable Claims Report Option

```
START WITH TRANSACTION DATE: T-1// T-99
GO TO TRANSACTION DATE: T// <Enter>

Select one of the following:

R          RELEASED
N          NOT RELEASED
A          ALL

Include Rxs - (R)ELEASED or (N)OT RELEASED or (A)LL: RELEASED// ALL

Select one of the following:

V          VETERAN
T          TRICARE
C          CHAMPVA
A          ALL

Include Certain Eligibility Type or (A)ll: V// ALL

Data fields VA Ingredient Cost, VA Dispensing Fee, Ingredient Cost Paid,
Dispensing Fee Paid and Patient Responsibility (INS) will only be included when
the report is captured for an Excel document. All additional data fields may
not be present for all reports.

Do you want to capture report data for an Excel document? NO// <Enter>

WARNING - THIS REPORT REQUIRES THAT A DEVICE WITH 132 COLUMN WIDTH BE USED.
IT WILL NOT DISPLAY CORRECTLY USING 80 COLUMN WIDTH DEVICES

DEVICE: HOME// <Enter> IP network

Please wait...
```


(This page included for two-sided copying.)

Example 8.1.1-3: Payable Claims Report

ECME PAYABLE CLAIMS DETAIL REPORT									
DIVISION(S): ALL					Print Date: MAY 21, 2008@11:41:54 Page: 1				
Insurance: DEVELOPMENT INS, IBINSUR1					Fill Locations: C,M,W Fill type: RT,BB				
Eligibility: ALL					Drugs/Classes: ALL				
ALL PRESCRIPTIONS BY TRANSACTION DATE: From 02/12/08 through 05/21/08									
PATIENT NAME	Pt.ID	ELIG	RX#	REF/ECME#	DATE	\$BILLED	\$INS RESPONSE	\$COLLECT	
DRUG		NDC		RELEASED ON	RX INFO			BILL#	RX COB
=====									
DIVISION: PHARMACY-1									

DEVELOPMENT INS									

ECMEpatient, One	(XXXX)	TRI	100222\$	2/000000111264	04/15/08	51.00		40.00	
AMITRIPTYLINE 10MG TAB		00182-1018-10	04/15/08	W RT AC/R				K8000K9	p
ECMEpatient, Three	(XXXX)	VET	222\$	0/000000000492	03/10/08	51.00		68.32	
METHADONE 10MG TAB				W RT EX/N					
SUBTOTALS for INS:DEVELOPMENT INS						102.00	108.32	0.00	
COUNT						2	2	2	
MEAN						51.00	54.16	0.00	

IBINSUR1									

ECMEpatient, Two	(XXXX)	VET	100574\$	0/000000000484	03/05/08	51.00		40.00	
NEODECADRON OPHTMALIC SOL.		00006-7639-03	03/05/08	W RT AC/R				K8000H6	p
ECMEpatient, Two	(XXXX)	VET	100575\$	0/000000000485	03/05/08	51.00		40.00	
PENTAERYTHRITOL 10MG TAB		00725-2064-10	03/05/08	W RT AC/R				K8000H7	p
...									
SUBTOTALS for INS:IBINSUR1						2142.00	1652.28	5.00	
COUNT						42	42	42	
MEAN						51.00	39.34	0.12	

SUBTOTALS for DIV:PHARMACY-1						2244.00	1760.60	5.00	
COUNT						44	44	44	
MEAN						51.00	40.01	0.11	

GRAND TOTALS						2244.00	1760.60	5.00	
COUNT						44	44	44	
MEAN						51.00	40.01	0.11	

Press RETURN to continue:									

(This page included for two-sided copying.)

8.1.2 Rejected Claims Report

The *Rejected Claims Report* option produces a report that lists electronic claims that have been successfully transmitted to the payer and have been rejected.



You must hold the BPSMENU and BPS REPORTS keys to view the *Rejected Claims Report* option.



The *Rejected Claims Report* option has the most accessible information on rejected claims from the BPS Claims File. A FileMan inquiry into the BPS Claims File will find that the information is in NCPDP V. D.0 formats.

(A) Access the report by entering **REJ** at the “Select Claim Results and Status Option:” prompt on the Claim Results and Status option screen.

Example 8.1.2-1: Accessing the Rejected Claims Report Option

```
*****
*Electronic Claims Management Engine (ECME) V1.0*
*                XXXXX VAMC                *
*                Claim Results and Status    *
*****

PAY    Payable Claims Report
REJ    Rejected Claims Report
ECMP   CMOP/ECME Activity Report
REV    Reversal Claims Report
NYR    Claims Submitted, Not Yet Released
REC    Recent Transactions
DAY    Totals by Date
CLO    Closed Claims Report
NBS    Non-Billable Status Report
SPA    Spending Account Report

Select Claim Results and Status Option: REJ Rejected Claims Report
```

(B) After you have made selections from the “ALL REPORTS” prompts, you will be given the following prompts for date range, Released/Not Released/All claims, All/Specific Reject Codes, Veteran/TRICARE/CHAMPVA/All Eligibility, Excel display format and device selection.

Example 8.1.2-2: Additional prompts asked by the Rejected Claims Report Option

START WITH TRANSACTION DATE: T-1// **T-30**

GO TO TRANSACTION DATE: T// **<Enter>**

Select one of the following:

R	RELEASED
N	NOT RELEASED
A	ALL

Include Rxs - (R)ELEASED or (N)OT RELEASED or (A)LL: RELEASED// **ALL**

Select one of the following:

S	Specific Reject Code
A	ALL

Include (S)pecific Reject Code or (A)LL: ALL// **<Enter>**

Select one of the following:

O	OPEN
C	CLOSED
A	ALL

Include (O)pen, (C)losed, or (A)ll Claims: O// **ALL**

Select one of the following:

V	VETERAN
T	TRICARE
C	CHAMPVA
A	ALL

Include Certain Eligibility Type or (A)ll: V// **ALL**

Data fields VA Ingredient Cost and VA Dispensing Fee will only be included when the report is captured for an Excel document. All additional data fields may not be present for all reports.

Do you want to capture report data for an Excel document? NO// **<Enter>**

WARNING - THIS REPORT REQUIRES THAT A DEVICE WITH 132 COLUMN WIDTH BE USED. IT WILL NOT DISPLAY CORRECTLY USING 80 COLUMN WIDTH DEVICES

DEVICE: HOME// **<Enter>** IP network

Please wait...

Example 8.1.2-3: Rejected Claims Report

ECME REJECTED CLAIMS DETAIL REPORT Print Date: MAY 21, 2008@17:20:35 Page: 1
 DIVISION(S): ALL Fill Locations: C,M,W Fill type: RT,BB
 Insurance: IBINSUR1, OPINSUR1 Drugs/Classes: ALL
 Reject Code: ALL Eligibility: ALL Open/Closed: ALL
 ALL PRESCRIPTIONS BY TRANSACTION DATE: From 05/01/08 through 05/21/08

PATIENT NAME CARDHOLD.ID	Pt.ID GROUP ID	ELIG	RX# \$BILLED	REF/ECME# QTY	DATE NDC#	RELEASED ON DRUG	RX INFO	RX COB	OPEN/CLOSED
=====									
DIVISION: PHARMACY-1									

IBINSUR1									

ECMEPATIENT,ONE 123456	(XXXX) 555	VET	100888\$ 51.00	0/000000000808 90	05/04/08 00777-0877-03	05/04/08 FENOPROFEN 300MG CAP	W RT DS/R s	Open	
Claim ID: VA2008=4000000016=000010=0001815 07:M/I Cardholder ID Number									
ECMEPATIENT,ONE 123456	(XXXX) 555	VET	100892\$ 51.00	0/000000000812 90	05/04/08 00777-0877-03	05/04/08 FENOPROFEN 300MG CAP	W RT DS/R s	Closed	
Claim ID: VA2008=4000000016=000010=0001822 07:M/I Cardholder ID Number									
ECMEPATIENT,ONE 123456	(XXXX) 555	VET	100893\$ 51.00	0/000000000813 90	05/04/08 00777-0877-03	05/04/08 FENOPROFEN 300MG CAP	W RT DS/R p	Closed	
Claim ID: VA2008=4000000016=000010=0001823 07:M/I Cardholder ID Number									

SUBTOTALS for INS:IBINSUR1				153.00					
COUNT				3					
MEAN				51.00					

OPINSUR1									

ECMEPATIENT,TWO	(XXXX) 111	VET	100896\$ 51.00	0/000000000816 180	05/06/08 00003-0626-50	05/06/08 CHLORAL HYDRATE 500MG CAP	W RT DS/N p	Open	
Claim ID: VA2008=4000000016=000010=0001833 12:M/I Patient Location									
ECMEPATIENT,TWO	(XXXX) 111	VET	100899\$ 51.00	0/000000000819 180	05/06/08 00149-0030-66	05/06/08 DANTROLENE 25MG CAP	W RT DS/N p	Open	
Claim ID: VA2008=4000000016=000010=0001834 75:Prior Authorization Required									
ECMEPATIENT,TWO	(XXXX) 111	VET	100901\$ 51.00	0/000000000821 90	05/06/08 00591-5521-04	05/06/08 PHENYL BUTAZONE 100MG TAB	W RT DS/N p	Open	
05/06/08 - Prior Authorization Code (8/32432242) submitted. Claim ID: VA2008=4000000016=000010=0001835									

75:Prior Authorization Required

ECMEPATIENT,TWO	(XXXX)	VET	100902\$	0/000000000822	05/06/08	W	RT	DS/N	p	Open
		111	51.00	180 00023-4534-67	BACLOFEN 10MG TABS					
05/06/08 - Clarification Code 4,3 submitted.										
Claim ID: VA2008=4000000016=000010=0001840										
79:Refill Too Soon										
ECMEPATIENT,TWO	(XXXX)	VET	100903\$	0/000000000823	05/06/08	W	RT	DS/N	s	Open
		111	51.00	180 00023-4534-67	BACLOFEN 10MG TABS					
05/06/08 - Clarification Code 4,3 submitted.										
Claim ID: VA2008=4000000016=000010=0001841										
79:Refill Too Soon										
ECMEPATIENT,TWO	(XXXX)	VET	100906\$	0/000000000826	05/06/08	M	RT	DS/N	p	Open
		111	51.00	180 00839-7221-06	DOXEPIN 25MG CAP					
05/06/08 - Clarification Code 4,3 submitted.										
Claim ID: VA2008=4000000016=000010=0001843										
79:Refill Too Soon										
ECMEPATIENT,TWO	(XXXX)	VET	100907\$	0/000000000827	05/06/08	M	RT	AC/N	p	Open
		111	51.00	180 00081-0635-35	CHLORAMBUCIL 2MG TAB.					
Claim ID: VA2008=4000000016=000010=0001845										
79:Refill Too Soon										
ECMEPATIENT,TWO	(XXXX)	VET	100915\$	0/000000000835	05/07/08	W	RT	DS/N	p	Open
		111	51.00	180 00023-4534-67	BACLOFEN 10MG TABS					
05/07/08 - DAFASFDADFASFDASFAS										
Claim ID: VA2008=4000000016=000010=0001868										
75:Prior Authorization Required										
ECMEPATIENT,TWO	(XXXX)	VET	100938\$	0/000000000858	05/08/08	W	RT	AC/N	p	Open
		111	51.00	30 00024-2253-04	STANZOLOL 2MG					
Claim ID: VA2008=4000000016=000010=0001892										
75:Prior Authorization Required										
ECMEPATIENT,TWO	(XXXX)	VET	100939\$	0/000000000859	05/08/08	W	RT	DS/N	p	Open
		111	51.00	180 00078-0005-10	THIORIDAZINE 100MG TAB					
05/08/08 - FDDSFADFA										
Claim ID: VA2008=4000000016=000010=0001893										
75:Prior Authorization Required										
ECMEPATIENT,TWO	(XXXX)	VET	100942\$	0/000000000862	05/08/08	W	RT	AC/N	p	Open
		111	51.00	180 00028-0105-10	TERBUTALINE 5MG TABS					
Claim ID: VA2008=4000000016=000010=0001894										
75:Prior Authorization Required										
79:Refill Too Soon										
ECMEPATIENT,TWO	(XXXX)	VET	100945\$	0/000000000865	05/08/08	W	RT	DS/N	p	Open
		111	51.00	180 00045-0412-60	TOLMETIN 200MG TABS					
Claim ID: VA2008=4000000016=000010=0001897										
75:Prior Authorization Required										
79:Refill Too Soon										
ECMEPATIENT,TWO	(XXXX)	VET	101002\$	0/000000000926	05/14/08	W	RT	DS/N	p	Open
		111	51.00	180 00023-4534-67	BACLOFEN 10MG TABS					
Claim ID: VA2008=4000000016=000010=0001989										

```
64:Claim Submitted Does Not Match Prior Authorization
ECMEPATIENT,TWO      (XXXX) VET 101011$ 0/000000000935    05/14/08      W RT DS/N  p      Open
                      111      51.00  180    00781-1367-10    BENZTROPINE 2MG TAB
Claim ID: VA2008=4000000016=000010=0002005
12:M/I Patient Location

Press RETURN to continue, '^' to exit:
```

(This page included for two-sided copying.)

8.1.3 CMOP/ECME Activity Report

The *CMOP/ECME Activity Report* option produces a report used for monitoring Consolidated Mail Outpatient Pharmacy (CMOP) activity during both the Controlled Substances and General CMOP Transmissions. The report contains reference information from multiple VistA sources. You will not be prompted for selections from the “ALL REPORTS” section, but you need to select a report date range, a division or all divisions and a printer device. This report is not a 132 column report and you can choose to display it on the screen



You must hold the BPSMENU and BPS REPORTS keys to view the *CMOP/ECME Activity Report* option.

Access the report by entering **ECMP** at the “Select Claim Results and Status Option:” prompt on the Claim Results and Status option screen.

Example 8.1.3-1: Accessing the CMOP/ECME Activity Report Option

```

*****
*Electronic Claims Management Engine (ECME) V1.0*
*                XXXXX VAMC                *
*                Claim Results and Status    *
*****

PAY    Payable Claims Report
REJ    Rejected Claims Report
ECMP   CMOP/ECME Activity Report
REV    Reversal Claims Report
NYR    Claims Submitted, Not Yet Released
REC    Recent Transactions
DAY    Totals by Date
CLO    Closed Claims Report
NBS    Non-Billable Status Report
SPA    Spending Account Report

Select Claim Results and Status Option: ECMP CMOP/ECME Activity Report
ENTER BEGINNING TRANSMISSION DATE: 8/31
ENTER ENDING TRANSMISSION DATE: 9/1

SELECTION OF DIVISION(S)

    Select one of the following:

        A          ALL DIVISIONS
        S          SELECT DIVISIONS

Enter response: SELECT DIVISIONS
1  XXXXXXXXXXXX
2  YYYYYYYYYY
3  ZZZZZZZZZZ

Select Division(s) : (1-4): 1

You have selected:
1  XXXXXXXXXXXX
Is this correct? YES// <Enter>

Do you want to capture report data for an Excel document? NO// <Enter>

Select Printer: HOME;132;999 IP network

```

Example 8.1.3-2: CMOP/ECME Activity Report

```

                                CMOP/ECME ACTIVITY REPORT for XXXXXXXXXXXX
For AUG 31,2005 thru SEP 1,2005      Printed: NOV 23,2005@10:25:49
=====
TRANSMISSION:                2671
STATUS:                      TRANSMITTED
DIVISION:                    XXXXXXXXXXXX
CMOP SYSTEM:                 LEAVENWORTH
TRANSMISSION DATE/TIME:     AUG 31, 2005@16:17:14
TOTAL PATIENTS:              3
TOTAL RXS:                   3
NAME                          ECME#/RX#/FL#      NDC SENT          NDC RECVD        CMOP-STAT
DRUG                          INSURANCE         PAY-STAT  BILL#    REL-DATE
=====
ECMEpatient,One (XXXX) 000001106254/909911$e/0  00000-0158-23
TRANSMI
    ATORVASTATIN      CALCI WEBMD          E PAYAB

```

8.1.4 Reversal Claims Report

The *Reversal Claims Report* option lists claims that have been successfully transmitted to the payer to REVERSE a previously PAYABLE claim and have not been RESUBMITTED.



You must hold the BPSMENU and BPS REPORTS keys to view the *Reversal Claims Report* option.

- (A) Access the report by entering **REV** at the “Select Claim Results and Status Option:” prompt on the Claim Results and Status option screen.

Example 8.1.4-1: Accessing the Reversal Claims Report Option

```
*****
*Electronic Claims Management Engine (ECME) V1.0*
*                XXXXX VAMC                *
*                Claim Results and Status    *
*****

PAY    Payable Claims Report
REJ    Rejected Claims Report
ECMP   CMOP/ECME Activity Report
REV    Reversal Claims Report
NYR    Claims Submitted, Not Yet Released
REC    Recent Transactions
DAY    Totals by Date
CLO    Closed Claims Report
NBS    Non-Billable Status Report
SPA    Spending Account Report

Select Claim Results and Status Option: REV Reversal Claims Report
```

- (B) After you have made selections from the “ALL REPORTS” prompts, you will be given the following prompts for date range, Released/Not Released/All Claims, Auto-Reversed/All Claims, Accepted/Rejected/All Claims, Veteran/TRICARE/CHAMPVA/All Eligibility, Excel display format and device selection.

Example 8.1.4-2: Additional Prompts for the Reversal Claims Report Option

```
START WITH TRANSACTION DATE: T-1// T-30
GO TO TRANSACTION DATE: T// <Enter>

Select one of the following:
R      RELEASED
N      NOT RELEASED
A      ALL

Include Rxs - (R)ELEASED or (N)OT RELEASED or (A)LL: RELEASED// ALL
Select one of the following:
R      AutoReversed
A      ALL

Include Auto(R)eversed or (A)LL: ALL// <Enter>
Select one of the following:
C      Accepted
R      Rejected
A      ALL

Include A(C)epted or (R)ejected or (A)LL: Rejected// ALL

Select one of the following:
V      VETERAN
T      TRICARE
C      CHAMPVA
A      ALL

Include Certain Eligibility Type or (A)ll: V// ALL

Data fields VA Ingredient Cost, VA Dispensing Fee, Ingredient Cost Paid,
Dispensing Fee Paid and Patient Responsibility (INS) will only be included when
the report is captured for an Excel document. All additional data fields may
not be present for all reports.

Do you want to capture report data for an Excel document? NO// <Enter>

WARNING - THIS REPORT REQUIRES THAT A DEVICE WITH 132 COLUMN WIDTH BE USED.
IT WILL NOT DISPLAY CORRECTLY USING 80 COLUMN WIDTH DEVICES

DEVICE: HOME// <Enter> IP network
Please wait...
```

Example 8.1.4-3: Reversal Claims Report

ECME REVERSED CLAIMS DETAIL REPORT										Print Date: APR 17, 2009@14:17:15 Page: 1					
DIVISION(S): ALL										Fill Locations: C,M,W Fill type: RT,BB					
Insurance: ALL										ALL Reversals		ALL Returned Status		Drugs/Classes: ALL	
Eligibility: ALL															
ALL PRESCRIPTIONS BY TRANSACTION DATE: From 03/18/09 through 04/17/09															
PATIENT NAME	Pt.ID	ELIG	RX#	REF/ECME#	DATE	\$BILLED	\$INS	RESPONSE	\$COLLECT						
DRUG			NDC		RX INFO	RX COB									
RELEASED ON	REVERSAL	METHOD/RETURN	STATUS/REASON												
=====															
DIVISION: YYYYYYYY															

COB INSURANCE															

ECMEPATIENT,ONE	(XXXX)	TRI	102445\$	0/00000113725	03/20/09	21.88	40.00		0.00						
OXYTOCIN 10 UNIT INJ			00071-4160-03		W RT AC/R	s									
03/18/09		REGULAR/ACCEPTED/2													
SUBTOTALS for INS:COB INSURANCE						21.88	40.00		0.00						
COUNT						1	1		1						
MEAN						21.88	40.00		0.00						

ECME INSURANCE															

ECMEPATIENT,TWO	(XXXX)	VET	102446\$	0/00000113727	03/20/09	11.00	40.00		0.00						
DACARBAZINE 100MG INJ			00026-8151-10		W RT DS/R	s									
03/20/09		REGULAR/ACCEPTED/REVERSING PRIMARY CLAIM													
SUBTOTALS for INS:ECME INSURANCE						11.00	40.00		0.00						
COUNT						1	1		1						
MEAN						11.00	40.00		0.00						

ECME1 INSURANCE															

ECMEPATIENT,TWO	(XXXX)	VET	102422\$	1/00000113698	03/20/09	0.00	68.32		0.00						
GENTAMICIN OPHTHALMIC OINT.			00719-7058-61		W RT DS/N	p									
		REGULAR/ACCEPTED/RX DISCONTINUED													
ECMEPATIENT,ONE	(XXXX)	TRI	102435\$	0/00000113713	04/06/09	0.00	40.00		0.00						
METHOXAMINE 10MG/CC INJ			00081-0957-10		W RT AC/N	p									
		REGULAR/ACCEPTED/ RX DISCONTINUED													

SUBTOTALS for INS:ECME1 INSURANCE	0.00	108.32	0.00
COUNT	2	2	2
MEAN	0.00	54.16	0.00

SUBTOTALS for DIV:YYYYYYYY	32.88	188.32	0.00
COUNT	4	4	4
MEAN	8.22	47.08	0.00

GRAND TOTALS	32.88	188.32	0.00
COUNT	4	4	4
MEAN	8.22	47.08	0.00

8.1.5 Claims Submitted, Not Yet Released

The *Claims Submitted, Not Yet Released* option lists all prescription claims that have been successfully submitted to the payer, have been returned PAYABLE but the prescriptions have not been released.



You must hold the BPSMENU and BPS REPORTS keys to view the *Claims Submitted, Not Yet Released Report* option.

(A) Access the report by entering **NYR** at the “Select Claim Results and Status Option:” prompt on the Claim Results and Status option screen.

Example 8.1.5-1: Accessing Claims Submitted, Not Yet Released Option

```
*****
*Electronic Claims Management Engine (ECME) V1.0*
*                XXXXX VAMC                *
*                Claim Results and Status    *
*****

PAY    Payable Claims Report
REJ    Rejected Claims Report
ECMP   CMOP/ECME Activity Report
REV    Reversal Claims Report
NYR    Claims Submitted, Not Yet Released
REC    Recent Transactions
DAY    Totals by Date
CLO    Closed Claims Report
NBS    Non-Billable Status Report
SPA    Spending Account Report

Select Claim Results and Status Option: NYR Claims Submitted, Not Yet Released
```

(B) After you have made selections from the “ALL REPORTS” prompts, you will be given the following prompts for date range, Excel display format and device selection.

Example 8.1.5-2: Additional prompts to Claims Submitted, Not Yet Released Option

```
START WITH TRANSACTION DATE: T-1// T
GO TO TRANSACTION DATE: T// T

Data fields VA Ingredient Cost, VA Dispensing Fee, Ingredient Cost Paid,
Dispensing Fee Paid and Patient Responsibility (INS) will only be included when
the report is captured for an Excel document. All additional data fields may
not be present for all reports.

Do you want to capture report data for an Excel document? NO// <Enter>

WARNING - THIS REPORT REQUIRES THAT A DEVICE WITH 132 COLUMN WIDTH BE USED.
IT WILL NOT DISPLAY CORRECTLY USING 80 COLUMN WIDTH DEVICES

DEVICE: HOME// <Enter> IP network
```

Example 8.1.5-3: Claims Submitted, Not Yet Released Report

```

ECME SUBMIT,NOT RELEASED CLAIMS DETAIL REPORT Print Date: SEP 23, 2005@15:01:21 Page: 1
DIVISION(S): ALL                               Fill Locations: C,M,W  Fill type: RT,BB
Insurance: ALL                                  Drugs/Classes: ALL
PRESCRIPTIONS (NOT RELEASED) BY TRANSACTION DATE: From 09/23/05 through 09/23/05
=====
PATIENT NAME      Pt.ID  RX#      REF/ECME#  DATE          $BILLED      $INS RESPONSE
  DRUG                                RX INFO      RX COB
=====
DIVISION: ZZZZZZZ
=====
WEBMD
=====
ECMEpatient,One (XXXX) 909716$ 0/000001105959 09/23/05      45.00        40.00
  PROTAMINE SULFATE 5ML INJ          W RT AC/N    p
-----
SUBTOTALS for INS:WEBMD                45.00        40.00
COUNT                                1            1
MEAN                                   45.00        40.00
-----
SUBTOTALS for DIV:ZZZZZZ                45.00        40.00
COUNT                                1            1
MEAN                                   45.00        40.00
-----
GRAND TOTALS                            45.00        40.00
COUNT                                1            1
MEAN                                   45.00        40.00

```

8.1.6 Recent Transactions

The *Recent Transactions* option lists claims that have been successfully transmitted to the payer. These claims include submissions, reversals and resubmissions. Closed Claims will NOT show up on this report since this report displays activity between ECME and the payer only.



You must hold the BPSMENU and BPS REPORTS keys to view the *Recent Transactions Report* option.

- (A) Access the report by entering **REC** at the “Select Claim Results and Status Option:” prompt on the Claim Results and Status option screen.

Example 8.1.6-1: Recent Transactions Option

```
*****
*Electronic Claims Management Engine (ECME) V1.0*
*                XXXXX VAMC                *
*                Claim Results and Status    *
*****

PAY    Payable Claims Report
REJ    Rejected Claims Report
ECMP   CMO/ECME Activity Report
REV    Reversal Claims Report
NYR    Claims Submitted, Not Yet Released
REC    Recent Transactions
DAY    Totals by Date
CLO    Closed Claims Report
NBS    Non-Billable Status Report
SPA    Spending Account Report

Select Claim Results and Status Option: REC Recent Transactions
```

(B) After you have made selections from the “ALL REPORTS” prompts, you will be given the following prompts for date range, Released/Not Released/All Claims, Excel display format and device selection.

Example 8.1.6-2: Additional prompts asked by the Recent Transactions Option

```
START WITH TRANSACTION DATE: T-1// T
GO TO TRANSACTION DATE: T// T

Select one of the following:

R      RELEASED
N      NOT RELEASED
A      ALL

Include Rxs - (R)ELEASED or (N)OT RELEASED or (A)LL: RELEASED// ALL

Do you want to capture report data for an Excel document? NO// <Enter>

WARNING - THIS REPORT REQUIRES THAT A DEVICE WITH 132 COLUMN WIDTH BE USED.
IT WILL NOT DISPLAY CORRECTLY USING 80 COLUMN WIDTH DEVICES

DEVICE: HOME// <Enter> IP network
Please wait...
```

(This page included for two-sided copying.)

Example 8.1.6-3: Recent Transactions Report

ECME RECENT TRANSACTIONS DETAIL REPORT								Print Date: NOV 03, 2010@17:10:39	Page: 1
DIVISION(S): ALL								Fill Locations: C,M,W Fill type: RT,BB	
Insurance: ALL								Drugs/Classes: ALL	
PRESCRIPTIONS BY TRANSACTION DATE: From 10/04/10 through 11/03/10									
PATIENT NAME	Pt.ID	RX#	REF/ECME#	COMPLETED	TRANS TYPE	PAYER RESPONSE	RX COB		
DRUG	NDC		RX INFO	INSURANCE		ELAP TIME IN SECONDS			
=====									
DIVISION: XXXXXXXX									

ECMEPATIENT,THREE	(XXXX)	102128\$	1/000000002509	10/04/10 02:52PM	SUBMIT	E REJECTED	p		
DIAZEPAM 10MG S.T.	00555-0164-04		M RT EX/N REJ	OPINSUR1			9		
ECMEPATIENT,THREE	(XXXX)	1100249\$	1/	10/06/10 11:29AM	SUBMIT	E UNSTRANDED	p		
GENTAMICIN OPHTHALMIC O	00719-7058-61		W RT AC/N	OPINSUR1			502339		
ECMEPATIENT,SIX	(XXXX)	1100341\$	0/000000003126	10/07/10 12:06AM	SUBMIT	E REJECTED	p		
DOXEPIN 25MG CAP	00839-7221-06		W RT AC/R REJ	OPINSUR2			7		
ECMEPATIENT,SIX	(XXXX)	1100342\$	0/000000003127	10/07/10 01:59PM	SUBMIT	E PAYABLE	p		
CORTICOTROPIN 40UNIT HP	00053-1330-01		W RT AC/R	OPINSUR2			4		
ECMEPATIENT,SIX	(XXXX)	1100336\$	0/000000003120	10/07/10 03:05PM	REVERSAL	E REVERSAL OTHER	p		
TRIAMTERENE 50MG, HCTZ	00484-3590-30		W RT DS/R	OPINSUR2			3		
ECMEPATIENT,ONE	(XXXX)	100952\$	0/000000000874	10/07/10 05:29PM	SUBMIT	E UNSTRANDED	p		
MEDROXYPROGESTERONE 10MG	00009-0050-02		W RT DS/N	OPINSUR1			76220585		
ECMEPATIENT,ONE	(XXXX)	100933\$	0/000000000853	10/07/10 07:45PM	SUBMIT	E REJECTED	p		
DOXEPIN 25MG CAP	00839-7221-06		M RT DS/N REJ	OPINSUR1			7		
ECMEPATIENT,ONE	(XXXX)	101814\$	0/000000002181	10/08/10 04:11PM	REVERSAL	E REVERSAL UNSTRANDED	p		
IMIPRAMINE 25MG TAB	00779-0588-30		W RT DS/N	OPINSUR1			57199104		
ECMEPATIENT,ONE	(XXXX)	100954\$	0/000000000876	10/08/10 04:16PM	SUBMIT	E UNSTRANDED	p		
DOXEPIN 25MG CAP	00839-7221-06		M RT DS/N	OPINSUR1			76194694		
ECMEPATIENT,ONE	(XXXX)	100991\$	0/000000000915	10/08/10 04:16PM	SUBMIT	E UNSTRANDED	p		
BACLOFEN 10MG TABS	00023-4534-67		W RT DS/N	OPINSUR1			75772098		
ECMEPATIENT,ONE	(XXXX)	101860\$	0/000000002228	10/08/10 04:16PM	SUBMIT	E UNSTRANDED	p		
IMIPRAMINE 25MG TAB	00779-0588-30		W RT EX/N	OPINSUR1			57199347		
ECMEPATIENT,ONE	(XXXX)	101861\$	0/000000002229	10/08/10 04:16PM	SUBMIT	E UNSTRANDED	p		
CHLORAL HYDRATE 500MG C	00003-0626-51		W RT DS/N	OPINSUR1			57199249		
ECMEPATIENT,ONE	(XXXX)	101959\$	0/000000002331	10/08/10 04:16PM	SUBMIT	E UNSTRANDED	p		
LIDOCAINE 2% 50ML INJ M	00186-0240-02		W RT DS/N	OPINSUR1			51602609		
ECMEPATIENT,THREE	(XXXX)	102225\$	0/000000002607	10/08/10 04:16PM	SUBMIT	E UNSTRANDED	p		
BIPERIDEN 2MG TAB	00044-0120-04		M RT DS/N	OPINSUR1			46160110		

(This page included for two-sided copying.)

8.1.7 Totals by Date

The *Totals by Date* option totals the daily ECME activity claims that have been successfully transmitted to the payer, have been returned PAYABLE or REJECTED but have not been REVERSED.



You must hold the BPSMENU and BPS REPORTS keys to view the *Totals by Day Report* option.

(A) Access the report by entering **DAY** at the “Select Claim Results and Status Option:” prompt on the Claim Results and Status option screen.

Example 8.1.7-1: Totals by Date Option

```
*****
*Electronic Claims Management Engine (ECME) V1.0*
*                XXXXX VAMC                *
*                Claim Results and Status    *
*****

PAY    Payable Claims Report
REJ    Rejected Claims Report
ECMP   CMOP/ECME Activity Report
REV    Reversal Claims Report
NYR    Claims Submitted, Not Yet Released
REC    Recent Transactions
DAY    Totals by Date
CLO    Closed Claims Report
NBS    Non-Billable Status Report
SPA    Spending Account Report

Select Claim Results and Status Option: DAY Totals by Date
```

(B) After you have made selections from the “ALL REPORTS” prompts, you will be given the following prompts for date range, Released/Not Released/All Claims, Excel display format and device selection.

Example 8.1.7-2: Additional prompts asked by the Totals by Day Option

```
START WITH TRANSACTION DATE: T-1// T-30
GO TO TRANSACTION DATE: T// <Enter>

Select one of the following:

R      RELEASED
N      NOT RELEASED
A      ALL

Include Rxs - (R)ELEASED or (N)OT RELEASED or (A)LL: RELEASED// ALL

Do you want to capture report data for an Excel document? NO// <Enter>

WARNING - THIS REPORT REQUIRES THAT A DEVICE WITH 132 COLUMN WIDTH BE USED.
IT WILL NOT DISPLAY CORRECTLY USING 80 COLUMN WIDTH DEVICES

DEVICE: HOME// <Enter> IP network
Please wait...
```

Example 8.1.7-3: Totals by Date Report (Compacted to fit into document)

```

ECME TOTALS DETAIL REPORT                               Print Date: SEP 23, 2005@15:18:52 Page: 1
DIVISION(S): ALL                                       Fill Locations: C,M,W Fill type: RT,BB
Insurance: DEVELOPMENT INS, OPINSUR1                  Drugs/Classes: ALL
ALL PRESCRIPTIONS BY TRANSACTION DATE: From 09/23/05 through 09/23/05
=====
DATE              #CLAIMS      AMOUNT      RETURNED    RETURNED    AMOUNT
                  SUBMITTED    REJECTED    PAYABLE     TO RECEIVE  DIFFERENCE
=====
DIVISION: ZZZZZZZ
-----
09/23/05          2           90.00       45.00       45.00       40.00       5.00
-----
TOTALS            2           90.00       45.00       45.00       40.00       5.00
-----
GRAND TOTALS     2           90.00       45.00       45.00       40.00       5.00
=====
Press RETURN to continue:

```

8.1.8 Closed Claims Report

The *Closed Claims Report* option lists claims that have been successfully transmitted to the payer, have been returned REJECTED and have been CLOSED using the Close Claim action within the ECME User Screen.



You must hold the BPSMENU and BPS REPORTS keys to view the *Closed Claims Report* option.

- (A) Access the report by entering **CLO** at the “Select Claim Results and Status Option:” prompt on the Claim Results and Status option screen.

Example 8.1.8-1: Accessing the Closed Claims Report Option

```

*****
*Electronic Claims Management Engine (ECME) V1.0*
*                XXXXX VAMC                *
*                Claim Results and Status    *
*****

PAY   Payable Claims Report
REJ   Rejected Claims Report
ECMP  CMOP/ECME Activity Report
REV   Reversal Claims Report
NYR   Claims Submitted, Not Yet Released
REC   Recent Transactions
DAY   Totals by Date
CLO   Closed Claims Report
NBS   Non-Billable Status Report
SPA   Spending Account Report

Select Claim Results and Status Option: CLO Closed Claims Report

```

- (B) After you have made selections from the “ALL REPORTS” prompts, you will be given the following prompts for date range, Released/Not Released/All claims, All/Specific Close Claim Reason, Veteran/TRICARE/CHAMPVA/All Eligibility, Excel display format and device selection.

Example 8.1.8-2: Selecting Specific Close Claim Reason Option

START WITH CLOSE DATE: T-1// **T-50**

GO TO CLOSE DATE: T// **<Enter>**

Select one of the following:

R	RELEASED
N	NOT RELEASED
A	ALL

Include Rxs - (R)ELEASED or (N)OT RELEASED or (A)LL: RELEASED// **ALL**

Select one of the following:

S	Specific Close Claim Reason
A	ALL

Include (S)pecific Close Claim Reason or (A)LL: ALL// **<Enter>**

Select one of the following:

V	VETERAN
T	TRICARE
C	CHAMPVA
A	ALL

Include Certain Eligibility Type or (A)ll: **V// ALL**

Do you want to capture report data for an Excel document? NO// **<Enter>**

WARNING - THIS REPORT REQUIRES THAT A DEVICE WITH 132 COLUMN WIDTH BE USED.
IT WILL NOT DISPLAY CORRECTLY USING 80 COLUMN WIDTH DEVICES

DEVICE: HOME// **<Enter>** IP network

Please wait...

Example 8.1.8-2: Closed Claims Report

```

ECME CLOSED CLAIMS DETAIL REPORT                               Print Date: APR 17, 2009@14:21:22 Page: 1
DIVISION(S): ALL                                             Fill Locations: C,M,W Fill type: RT,BB
Insurance: ALL                                               Close Reason: ALL                               Drugs/Classes: ALL
Eligibility: ALL
RELEASED PRESCRIPTIONS BY CLOSE DATE: From 03/18/09 through 04/17/09
=====
PATIENT NAME          Pt.ID  ELIG  RX#    REF/ECME#  RX INFO      DRUG          NDC
CARDHOLD.ID          GROUP ID  CLOSE DATE/TIME  CLOSED BY    CLOSE REASON
RX COB
=====
DIVISION: YYYYYYYY
-----
ECME1 INSURANCE
-----
ECMEPATIENT,TWO      (XXXX) TRI 102446$ 0/0000000113727  W RT DS/R  DACARBAZINE 100MG INJ 00026-8151-10
12340987             10001    03/20/09 03:55PM  ECMEUSER,ONE      INVALID NDC FROM CMOP
P
    Claim ID: VA2009=5000000021=000010=0005494
54:Non-Matched Product/Service ID Number

SUBTOTALS for INS: ECMEUSER,ONE
    ECMEPAT,ONE                               1
-----
CLOSED CLAIMS SUBTOTAL                       1

SUBTOTALS for DIV:YYYYYYY
    ECMEUSER,ONE                               1
-----
CLOSED CLAIMS SUBTOTAL                       1

GRAND TOTALS (ALL DIVISIONS) BY BILLER
    ECMEUSER,ONE                               1
-----
CLOSED CLAIMS GRAND TOTAL                   1

```


8.1.9 Non-Billable Status Report

The ECME Reports menu includes a Non-Billable Status Report for ECME Rx's. This report provides users with a tool to easily identify prescriptions that the ePharmacy software determines are not being billed (e.g., OTC products, no insurance on file or not active). The report ensures that prescriptions are billed for TRICARE and/or CHAMPVA patients in a timely manner.



You must hold the BPSMENU and BPS REPORTS keys to view the *Non-Billable Status Report* option.

(A) Access the report by entering **NBS** at the “Select Claim Results and Status Option:” prompt on the Claim Results and Status option screen.

Example 8.1.9-1: Accessing the Non-Billable Status Report Option

```
*****
*Electronic Claims Management Engine (ECME) V1.0*
*          XXXXX VAMC          *
*          Claim Results and Status          *
*****

PAY    Payable Claims Report
REJ    Rejected Claims Report
ECMP   CMOP/ECME Activity Report
REV    Reversal Claims Report
NYR    Claims Submitted, Not Yet Released
REC    Recent Transactions
DAY    Totals by Date
CLO    Closed Claims Report
NBS    Non-Billable Status Report
SPA    Spending Account Report

Select Claim Results and Status Option: NBS Non-Billable Status Report
```

(B) After you have made selections from the “ALL REPORTS” prompts, you will be given a series of prompts as shown below:

Example 8.1.9-2: Selecting Non-Billable Status Report option

Select one of the following:

D	DIVISION
A	ALL

Select Certain Pharmacy (D)ivisions or (A)LL: DIVISION

Select ECME Pharmacy Division(s): GENERIC PHARMACY

Selected:

GENERIC PHARMACY

Select ECME Pharmacy Division(s):

Select one of the following:

S	Summary
D	Detail

Display (S)ummary or (D)etail Format: Detail//

Select one of the following:

I	SPECIFIC INSURANCE(S)
A	ALL

Select Certain (I)NSURANCE or (A)LL: A// LL

Select one of the following:

C	CMOP
M	Mail
W	Window
A	ALL

Display (C)MOP or (M)ail or (W)indow or (A)LL: ALL//

Select one of the following:

D	Drug
C	Drug Class
A	ALL

Display Specific (D)rug or Drug (C)lass or (A)LL: ALL//

START WITH TRANSACTION DATE: T-1// T-10 (MAY 29, 2015)

GO TO TRANSACTION DATE: T// T (JUN 08, 2015)

Select one of the following:

R	RELEASED
N	NOT RELEASED
A	ALL

Include Rxs - (R)ELEASED or (N)OT RELEASED or (A)LL: ALL//

R	Most Recent
A	ALL

Select Most (R)ecent or (A)ll: MOST RECENT//

Select one of the following:

E	ELIGIBILITY
A	ALL

Select Certain (E)ligibilities or (A)LL: ALL//

Select one of the following:

S	NON-BILLABLE STATUS
A	ALL

Select Certain Non-Billable (S)tatus or (A)ll: ALL//

Do you want to capture report data for an Excel document? NO//

WARNING - THIS REPORT REQUIRES THAT A DEVICE WITH 132 COLUMN WIDTH BE USED.

IT WILL NOT DISPLAY CORRECTLY USING 80 COLUMN WIDTH DEVICES

DEVICE: HOME// HOME (CRT) Right Margin: 80//132
Please wait...

Example 8.1.9-3: Non-Billable Status Report

ECME RXs WITH Non-Billable STATUS REPORT

Print Date: Sept 26, 2014@11:41:54 Page: 1

DIVISION(S): GENERIC

Fill Locations: C,M,W

Insurance: ALL

Drugs/Classes: ALL

Eligibilities: ALL

NON-BILLABLE STATUS: ALL

ALL PRESCRIPTIONS BY TRANSACTION DATE: From 2/22/09 through 09/23/14

```

=====
PATIENT NAME          Pt.ID  ELIG  RX#      REF      DATE      $DRUG COST
  DRUG                NDC      RELEASED ON  RX INFO  NON-BILLABLE STATUS
=====
DIVISION: GENERIC DIVISION
-----
GENERIC INS
-----
ECMEpatient,One      (XXXX) TRI  #####$    2      04/15/09      51.00
  AMITRIPTYLINE 10MG TAB  00182-1018-10 04/15/09    W AC/R      Plan not active, local
ECMEpatient, Three  (XXXX) VET  #####$    0      03/10/09      51.00
  METHADONE 10MG TAB    000054-8554-2 03/10/09    W EX/N      Plan not linked to Payer

SUBTOTALS for INS:GENERIC INS                                102.00
COUNT                                                         2
MEAN                                                            51.00
    
```

Press RETURN to continue

GENERIC INSURANCE 2

```

ECMEpatient, Two    (XXXX) VET  100574$    0      03/05/09      51.00
  NEODECADRON OPHTMALIC SOL. 00006-7639-03 03/05/08    W AC/R      Plan not found
ECMEpatient, Two    (XXXX) VET  100575$    0      03/05/09      51.00
  PENTAERYTHRITOL 10MG TAB 00725-2064-10 03/05/08    W AC/R      Plan Deactivated

...

SUBTOTALS for INS:GENERIC INSURANCE 2                        2142.00
COUNT                                                         42
MEAN                                                            51.00
    
```

```
SUBTOTALS for DIV:GENERIC DIVISION          2244.00
COUNT                                       44
MEAN                                         51.00
-----
GRAND TOTALS                               2244.00
COUNT                                       44
MEAN                                         51.00
Press RETURN to continue:
```

(This page included for two-sided copying.)

8.1.10 Spending Account Report

The *Spending Account Report* option lists the balance from the patient's spending account after the specific transaction was applied, the amount from the health plan-funded assistance account that was applied to the Patient Pay Amount and the various amounts still to be collected from the patient.

(A) Access the report by entering **SPA** at the "Select Claim Results and Status Option:" prompt on the Claim Results and Status option screen.

Example 8.1.10-1: Accessing the Spending Account Report Option

```
*****
*Electronic Claims Management Engine (ECME) V1.0*
*                XXXXX VAMC                *
*                Claim Results and Status    *
*****

PAY    Payable Claims Report
REJ    Rejected Claims Report
ECMP   CMOP/ECME Activity Report
REV    Reversal Claims Report
NYR    Claims Submitted, Not Yet Released
REC    Recent Transactions
DAY    Totals by Date
CLO    Closed Claims Report
NBS    Non-Billable Status Report
SPA    Spending Account Report

Select Claim Results and Status Option: SPA    Spending Account Report
```

Example 8.1.10-2: Selecting Spending Account Report Option

```
Select one of the following:

      D      DIVISION
      A      ALL

Select Certain Pharmacy (D)ivisions or (A)LL: DIVISION

Select ECME Pharmacy Division(s): XXXXXXXX
Selected:
XXXXXXX

Select ECME Pharmacy Division(s): YYYYYYY CBOC XXX
Selected:
XXXXXXX
XXXXX

Select ECME Pharmacy Division(s):

      Select one of the following:

      S      Summary
      D      Detail

Display (S)ummary or (D)etail Format: Detail//

      Select one of the following:

      I      SPECIFIC INSURANCE(S)
```

```

      A          ALL
Select Certain (I)NSURANCE or (A)LL): A// ALL

  Select one of the following:

      C          CMOP
      M          Mail
      W          Window
      A          ALL

Display (C)MOP or (M)ail or (W)indow or (A)LL: ALL//

  Select one of the following:

      R          Real Time Fills
      B          Backbill
      P          PRO Option
      A          ALL

Display (R)ealTime Fills or (B)ackbills or (P)RO Option or (A)LL: ALL//

  Select one of the following:

      D          Drug
      C          Drug Class
      A          ALL

Display Specific (D)rug or Drug (C)lass or (A)LL: ALL//

START WITH TRANSACTION DATE: T-1//
GO TO TRANSACTION DATE: T//

  Select one of the following:

      R          RELEASED
      N          NOT RELEASED
      A          ALL

Include Rxs - (R)ELEASED or (N)OT RELEASED or (A)LL: RELEASED//

  Select one of the following:

      S          Specific Reject Code
      A          ALL

Include (S)pecific Reject Code or (A)LL: ALL//

Do you want to capture report data for an Excel document? NO//

WARNING - THIS REPORT REQUIRES THAT A DEVICE WITH 132 COLUMN WIDTH BE USED.
IT WILL NOT DISPLAY CORRECTLY USING 80 COLUMN WIDTH DEVICES

DEVICE: HOME//

Please wait...

```

Example 8.1.10-3: Spending Account Report – Summary

ECME SPENDING ACCOUNT REPORT SUMMARY REPORT						Print Date: DEC 02, 2011@16:51:34 Page: 1		
DIVISION(S): ALL						Fill Locations: C,M,W Fill type: RT,BB,P2		
Insurance: ALL						Drugs/Classes: ALL		
ALL PRESCRIPTIONS BY TRANSACTION DATE: From 06/05/11 through 12/02/11								
PATIENT NAME	Pt.ID	RX#	REF/ECME#	DATE	\$BILLED	\$INS RESPONSE	\$COLLECT	
DRUG		RX INFO	INS GROUP#		INS GROUP NAME		BILL#	
\$PROVIDER NETWORK	\$BRAND DRUG	\$NON-PREF FORM	\$BRAND NON-PREF FORM		\$COVERAGE GAP	\$HEALTH ASST	\$SPEND ACCT REMAINING	
DIVISION: XXXXXX								
SUBTOTALS for INS:EPHARM INSURANCE					12.00	999999.99	0.00	
COUNT	0.00	0.00	0.00	0.00	0.00	0.00	12.30	
MEAN	1	1	1	1	1	1	1	1
SUBTOTALS for INS:EXPRESS SCRIPTS					999999.99	999999.99	0.00	
COUNT	0.00	0.00	0.00	0.00	0.00	0.00	15.41	
MEAN	1	1	1	1	1	1	1	1
SUBTOTALS for DIV:XXXXXX					1000011.99	1999999.98	0.00	
COUNT	0.00	0.00	0.00	0.00	0.00	0.00	27.71	
MEAN	2	2	2	2	2	2	2	2
GRAND TOTALS					1000011.99	1999999.98	0.00	
COUNT	0.00	0.00	0.00	0.00	0.00	0.00	27.71	
MEAN	2	2	2	2	2	2	2	2

0.00 0.00 0.00 0.00 0.00 0.00 13.86

Press RETURN to continue:

Example 8.1.10-4: Spending Account Report – Detail

ECME SPENDING ACCOUNT REPORT DETAIL REPORT										Print Date: DEC 02, 2011@17:16:36 Page: 1	
DIVISION(S): ALL										Fill Locations: C,M,W Fill type: RT,BB,P2	
Insurance: ALL										Drugs/Classes: ALL	
ALL PRESCRIPTIONS BY TRANSACTION DATE: From 06/05/11 through 12/02/11											
PATIENT NAME	Pt.ID	RX#	REF/ECME#	DATE	\$BILLED	\$INS RESPONSE	\$COLLECT				
DRUG		RX INFO	INS GROUP#		INS GROUP NAME		BILL#				
\$PROVIDER NETWORK	\$BRAND DRUG	\$NON-PREF FORM	\$BRAND NON-PREF FORM		\$COVERAGE GAP	\$HEALTH ASST	\$SPEND ACCT REMAINING				
DIVISION: XXXXXX											
EPHARM INSURANCE											
OPCOB,ONECNF	(166P)	2719307	0/4316136	08/24/11	12.00	999999.99	0.00				
ATENOLOL 25MG TAB		W P2 EX/R	T00010		EPHARM INSURANCE		K1000F7				
0.00	0.00	0.00	0.00		0.00	0.00	12.30				
Claim ID: VA2011=4050000015=000010=0001047											
SUBTOTALS for INS:EPHARM INSURANCE					12.00	999999.99	0.00				
0.00	0.00	0.00	0.00	0.00	0.00	0.00	12.30				
COUNT					1	1	1				
1	1	1	1	1	1	1	1				
MEAN					12.00	999999.99	0.00				
0.00	0.00	0.00	0.00	0.00	0.00	0.00	12.30				
EXPRESS SCRIPTS											
OPCOB,ONECNF	(166P)	2719307	0/4316136	08/24/11	999999.99	999999.99	0.00				
ATENOLOL 25MG TAB		W P2 EX/R	T100000		EXPRESS SCRIPTS		K1000F6				
0.00	0.00	0.00	0.00		0.00	0.00	15.41				
Claim ID: VA2011=4050000015=000010=0001046											
SUBTOTALS for INS:EXPRESS SCRIPTS					999999.99	999999.99	0.00				
0.00	0.00	0.00	0.00	0.00	0.00	0.00	15.41				
COUNT					1	1	1				
1	1	1	1	1	1	1	1				
MEAN					999999.99	999999.99	0.00				
0.00	0.00	0.00	0.00	0.00	0.00	0.00	15.41				

SUBTOTALS for DIV:XXXXXX					1000011.99	1999999.98		0.00
	0.00	0.00	0.00	0.00	0.00	0.00	27.71	
COUNT					2	2		2
	2	2	2	2	2	2	2	
MEAN					500006.00	999999.99		0.00
	0.00	0.00	0.00	0.00	0.00	0.00	13.86	
GRAND TOTALS					-----	-----		-----
	0.00	0.00	0.00	0.00	1000011.99	1999999.98		0.00
					0.00	0.00	27.71	
COUNT					2	2		2
	2	2	2	2	2	2	2	
MEAN					500006.00	999999.99		0.00
	0.00	0.00	0.00	0.00	0.00	0.00	13.86	

Press RETURN to continue:

8.2 Other Reports

The *Other Reports* option allows you to access lists of electronic claims formats and NCPDP V. D0 fields.

Access the *Other Reports* option by entering **OTH** at the “Select Pharmacy Electronic Claims Reports Option:” prompt on the Pharmacy Electronic Claims Reports option screen.

Example 8.2-1: Accessing the Other Reports Option

```
*****
*Electronic Claims Management Engine (ECME) V1.0*
*                XXXXX                *
*      Pharmacy Electronic Claims Reports      *
*****

CLA   Claim Results and Status ...
OTH   Other Reports ...

Select Pharmacy Electronic Claims Reports Option: OTH Other Reports
```

Example 8.2-2: Displaying Other Reports Options

```
*****
*Electronic Claims Management Engine (ECME) V1.0*
*                XXXXX                *
*                Other Reports          *
*****

CRI   ECME Claims-Response Inquiry
PAY   Payer Sheet Detail Report
PHAR  ECME Setup - Pharmacies Report
TAT   Turn-around time statistics
VER   View ePharmacy Rx

Select Other Reports Option:
```

8.2.1 ECME Claims-Response Inquiry Option

The *ECME Claims-Response Inquiry* option allows the user to enter a VA Claim ID and see the transaction data, the claim data sent to the third-party payer and the response data that was returned. This option may assist the sites and/or the VistA Maintenance Project (VMP) team in determining the cause of a reject that is received from a payer.

Access the *ECME Claims-Response Inquiry* option by entering **CRI** at the “Select Other Reports Option:” prompt on the Pharmacy Electronic Claims Reports, Other Reports option screen.

Example 8.2.1-1: Accessing the ECME Claims-Response Inquiry Option

```
*****
*Electronic Claims Management Engine (ECME) V1.0*
*                XXXXX                *
*                Other Reports        *
*****

CRI    ECME Claims-Response Inquiry
PAY    Payer Sheet Detail Report
PHAR   ECME Setup - Pharmacies Report
TAT    Turn-around time statistics
VER    View ePharmacy Rx

Select Other Reports Option: CRI  ECME Claims-Response Inquiry
```

Example 8.2.1-2: ECME Claims-Response Inquiry Option

```
Select VA Claim ID: VA2009=5000000021=105220=0005524
VA2009=5000000021=105220=0
005524

Note: This report contains three separate sections - transaction data, claims
data, and response data. There will be a page break/form feed after
each section regardless of the page length specified in the device input.

DEVICE: HOME// <Enter>   UCX/TELNET   Right Margin: 80// <Enter>

ECME Claims-Response Inquiry Report           Print Date: 04/17/09
VA CLAIM ID: VA2009=5000000021=105220=0005524

BPS TRANSACTION/BPS LOG OF TRANSACTION DATA:

ENTRY#: 113414.00042                        STATUS: 99
PHARMACY: PHARM1                            PRESCRIPTION #: 102179
RXI-INTERNAL (c): 113414
PLAN NAME: COB INSURANCE                    PHARMACY PLAN ID: VA105220
CLAIM IEN (c): 5524                          RESPONSE IEN (c): 5369

Press RETURN to continue, '^' to exit:
BPS CLAIMS FILE DATA:

CLAIM ID: VA2009=5000000021=105220=0005524
ELECTRONIC PAYER: MNMEDB1                    TRANSMIT FLAG: YES (POINT OF SALE)
TRANSMITTED ON: APR 17,2009@14:54:27        CREATED ON: APR 17,2009@14:54:27
TRANSACTION: 113414.00042                    PATIENT NAME: ECMEpatient,One
GROUP INSURANCE PLAN: COB INSURANCE          BIN NUMBER: 610459
VERSION RELEASE NUMBER: D0                   TRANSACTION CODE: B1
PROCESSOR CONTROL NUMBER: MHCP               TRANSACTION COUNT: 1
SOFTWARE VENDER CERT ID:                     SERVICE PROVIDER ID: 5000000021
SERVICE PROVIDER ID QUAL: 01                 GROUP ID: C19977
CARDHOLDER ID: C2XXXXXX                      PERSON CODE: C301
DATE OF BIRTH: C4XXXXXXXXX                   PATIENT GENDER CODE: MALE
PATIENT RELATIONSHIP CODE: CARDHOLDER        ELIGIBILITY CLARIFICATION CODE: C90
PLACE OF SERVICE: C700                        PATIENT LAST NAME: CBECMEPATIENT
PATIENT FIRST NAME: CAONE
CARDHOLDER FIRST NAME: CCONE
CARDHOLDER LAST NAME: CDECMEPATIENT
HOME PLAN: CE36
PATIENT STREET ADDRESS: CM13 DFG
PATIENT CITY ADDRESS: CNXXXXXXXXX
```



```

Press RETURN to continue, '^' to exit:

BPS RESPONSE FILE DATA:

BPS CLAIM: VA2009=5000000021=105220=0005524
  DATE RESPONSE RECEIVED: APR 17, 2009@14:54:30
  VERSION RELEASE NUMBER: D0                TRANSACTION CODE: B1
  TRANSACTION COUNT: 1                      SERVICE PROVIDER ID: XXXXXXXXXXXX
  SERVICE PROVIDER ID QUALIFIER: 01         DATE OF SERVICE: APR 14,2009
  RESPONSE STATUS: REJECTED
  MESSAGE: EV161-MANDATORY FIELD HC MISSING IN SEG 05
MEDICATION ORDER: 1                        TRANSACTION RESPONSE STATUS: REJECTED
  PRESCRIPTION RESPONSE STATUS: REJECTED CLAIM
  REJECT COUNT: 04
  REJECT CODE: 85 (Claim Not Processed)
  REJECT CODE: NN (Transaction Rejected At Switch Or Intermediary)
  REJECT CODE: R8 (Syntax Error)
  REJECT CODE: HC (M/I Other Payer Amount Paid Qualifier)
  REJECT CODE: 79 (REFILL TOO SOON)
  NEXT AVAIL FILL DATE: APR 20,2009
  RAW DATA RECEIVED:
  VA2009=XXXXXXXXXX=105220=000xxxxxxB11R01XXXXXXXXXX
  20090414\X1E\X1C\AM20\X1C\F4EV161-MANDATORY FIELD HC MISSING IN SEG
  05\X1D\X1E\X1C\AM21\X1C\ANR\X1C\FA04\X1C\FB85\X1C\FBNN\X1C\FBR8\X1C\FBHC

Press RETURN to continue:

```

8.2.2 Payer Sheet Detail Report Option

The *Payer Sheet Detail Report* option allows you to list the information on payer sheets used for electronic claims. Payer sheets are templates defined by each payer used to create NCPDP transmissions. The sheets indicate which fields to send in the transmissions, as well as the acceptable values that may appear in the fields. You may also express conditions for when particular values are to be used.

Access the *Payer Sheet Detail Report* option by entering **PAY** at the “Select Other Reports Option:” prompt on the Pharmacy Electronic Claims Reports, Other Reports option screen.

Example 8.2.2-1: Accessing the Payer Sheet Detail Report Option

```

*****
*Electronic Claims Management Engine (ECME) V1.0*
*                XXXXX VAMC                *
*                Other Reports                *
*****

CRI    ECME Claims-Response Inquiry
PAY    Payer Sheet Detail Report
PHAR   ECME Setup - Pharmacies Report
TAT    Turn-around time statistics
VER    View ePharmacy Rx

Select Other Reports Option: PAY Payer Sheet Detail Report

```

Example 8.2.2-2: Payer Sheet Detail Report Option

```

Select Payer Sheet: ABCTEST1

DEVICE: HOME//    IP network

Payer Sheet Detail Report                Print Date: 09/09/05    Page: 1
Payer Sheet Name: ABCTEST1              Version Number: 7
Status: PRODUCTION                       NCPDP Version: Version D.0

Seq  Field      Field Name                               Proc Mode
---  -
*** Transaction Header Segment ***
1    101-A1      BIN NUMBER                               S
2    102-A2      VERSION/RELEASE NUMBER                   S
3    103-A3      TRANSACTION CODE                         S
5    104-A4      PROCESSOR CONTROL NUMBER                 S
17   202-B2      SERV PROVIDER ID QUALIFIER               S
19   201-B1      SERVICE PROVIDER ID                      S
21   401-D1      DATE FILLED                              S

Press RETURN to continue, '^' to exit: <Enter>

```

```

Payer Sheet Detail Report                Print Date: 09/09/05    Page: 2
Payer Sheet Name: ABCTEST1              Version Number: 7

Seq  Field      Field Name                               Proc Mode
---  -
*** Transaction Header Segment ***
22   110-AK      SOFTWARE VENDOR/CERT ID                  S

*** Patient Segment ***
31   111-AM      SEGMENT IDENTIFICATION                   S
33   331-CX      PATIENT ID QUALIFIER                     S
35   332-CY      PATIENT ID                               S
36   304-C4      DATE OF BIRTH                           S
37   305-C5      SEX CODE                                  S
39   307-C7      CUSTOMER LOCATION                        S
40   335-2C      PREGNANCY INDICATOR                      S

*** Insurance Segment ***
49   111-AM      SEGMENT IDENTIFICATION                   S
51   302-C2      CARDHOLDER ID NUMBER                     S
53   301-C1      GROUP NUMBER                             S

```

Press RETURN to continue, '^' to exit: <Enter>

Payer Sheet Detail Report Print Date: 09/09/05 Page: 3
Payer Sheet Name: ABCTEST1 Version Number: 7

Seq	Field	Field Name	Proc Mode
---	-----	-----	-----
		*** Insurance Segment ***	
54	306-C6	RELATIONSHIP CODE	S
		*** Claim Segment ***	
64	111-AM	SEGMENT IDENTIFICATION	S
66	455-EM	RX/SERVICE REF NUMBER QUAL	S
69	402-D2	PRESCRIPTION NUMBER	S
71	436-E1	PRODUCT/SERV ID QUAL	S
73	407-D7	PRODUCT/SERVICE ID	S
75	442-E7	QUANTITY DISPENSED	S
77	403-D3	NEW/REFILL CODE	S
78	405-D5	DAYS SUPPLY	S
79	406-D6	COMPOUND CODE	S
80	408-D8	OTHER COVERAGE CODE	S
82	414-DE	DATE PRESCRIPTION WRITTEN	S
85	308-C8	OTHER COVERAGE CODE	S

Press RETURN to continue, '^' to exit: <Enter>

Payer Sheet Detail Report Print Date: 09/09/05 Page: 4
Payer Sheet Name: ABCTEST1 Version Number: 7

Seq	Field	Field Name	Proc Mode
---	-----	-----	-----
		*** Claim Segment ***	
87	429-DT	UNIT DOSE INDICATOR	S
89	453-EJ	ORIG PRESCR PROD/SERV ID QUAL	S
92	445-EA	ORIG PRESCRIBED PROD/SERV CODE	S
95	446-EB	ORIGINALLY PRESCRIBED QTY	S
97	418-DI	LEVEL OF SERVICE	S
99	461-EU	PRIOR AUTHORIZATION TYPE CODE	S
102	462-EV	PRIOR AUTHORIZATION NUM SUB	S
106	463-EW	INTERMED AUTH TYPE ID	S
109	464-EX	INTERMEDIARY AUTHORIZATION ID	S
112	343-HD	DISPENSING STATUS	S
114	344-HF	QTY INTENDED TO BE DISPENSED	S
117	345-HG	DAYS SUPPLY INTEND TO BE DISP	S
		*** Pharmacy Provider Segment ***	
127	111-AM	SEGMENT IDENTIFICATION	S

Press RETURN to continue, '^' to exit: <Enter>

Payer Sheet Detail Report		Print Date: 09/09/05	Page: 5
Payer Sheet Name: ABCTEST1		Version Number: 7	

Seq	Field	Field Name	Proc Mode
---	----	-----	-----
*** Pharmacy Provider Segment ***			
129	465-EY	PROVIDER ID QUALIFIER	S
131	444-E9	PROVIDER ID	S
*** Prescriber Segment ***			
140	111-AM	SEGMENT IDENTIFICATION	S
142	466-EZ	PRESCRIBER ID QUALIFIER	S
144	411-DB	PRESCRIBER ID	S
146	427-DR	PRESCRIBER LAST NAME	S
148	498-PM	PRESCRIBER TELEPHONE NUMBER	S
150	468-2E	PRIMARY CARE PROV ID QUAL	S
153	421-DL	PRIMARY PRESCRIBER	S
155	469-H5	PRIM CARE PROV LOCATION CODE	S
158	470-4E	PRIM CARE PROVIDER LAST NAME	S

Press RETURN to continue, '^' to exit: **<Enter>**

Payer Sheet Detail Report		Print Date: 09/09/05	Page: 6
Payer Sheet Name: ABCTEST1		Version Number: 7	

Seq	Field	Field Name	Proc Mode
---	----	-----	-----
*** COB/Other Payments Segment ***			
168	111-AM	SEGMENT IDENTIFICATION	S
170	337-4C	COB/OTHER PAYMENTS COUNTER	S
172	338-5C	OTHER PAYER COVERAGE TYPE	S
174	339-6C	OTHER PAYER ID QUALIFIER	S
177	340-7C	OTHER PAYER ID	S
180	443-E8	Other Payer Date	S
182	341-HB	OTHER PAYER AMOUNT PAID COUNT	S
185	342-HC	OTH PYR AMOUNT PAID QUAL.	S
188	431-DV	OTHER PAYOR AMOUNT	S
190	471-5E	OTHER PAYER REJECT COUNT	S
192	472-6E	OTHER PAYER REJECT CODE	S
*** Workers' Compensation Segment ***			
202	111-AM	SEGMENT IDENTIFICATION	S
205	434-DY	DATE OF INJURY	S

Press RETURN to continue, '^' to exit: **<Enter>**

Payer Sheet Detail Report		Print Date: 09/09/05	Page: 7
Payer Sheet Name: ABCTEST1		Version Number: 7	

Seq	Field	Field Name	Proc Mode
---	----	-----	-----
*** Workers' Compensation Segment ***			
*** DUR/PPS Segment ***			
213	111-AM	SEGMENT IDENTIFICATION	S
215	473-7E	DUR/PPS CODE COUNTER	S
218	439-E4	DUR CONFLICT CODE	S
220	440-E5	DUR INTERVENTION CODE	S
222	441-E6	DUR OUTCOME CODE	S
224	474-8E	DUR/PPS LEVEL OF EFFORT	S
227	475-J9	DUR CO-AGENT ID QUALIFIER	S
230	476-H6	DUR CO-AGENT ID	S
*** Pricing Segment ***			
240	111-AM	SEGMENT IDENTIFICATION	S
242	409-D9	INGREDIENT COST	S
244	412-DC	DISPENSING FEE SUBMITTED	S

Press RETURN to continue, '^' to exit: <Enter>

Payer Sheet Detail Report		Print Date: 09/09/05	Page: 8
Payer Sheet Name: ABCTEST1		Version Number: 7	

Seq	Field	Field Name	Proc Mode
---	----	-----	-----
*** Pricing Segment ***			
246	477-BE	PROFESSIONAL SERV FEE SUBMIT	S
249	433-DX	PATIENT PAID AMOUNT	S
252	481-HA	FLAT SALES TAX AMOUNT SUBMIT	S
255	482-GE	PERCENTAGE SALES TAX AMT SUB	S
258	484-JE	PERCENT SALES TAX BASIS SUB	S
261	426-DQ	USUAL & CUSTOMARY CHARGE	S
264	430-DU	GROSS AMOUNT DUE	S
266	423-DN	BASIS OF COST DETERMINATION	S
*** Coupon Segment ***			
275	111-AM	SEGMENT IDENTIFICATION	S
277	485-KE	COUPON TYPE	S
278	486-ME	COUPON NUMBER	S
279	487-NE	COUPON VALUE AMOUNT	S

Press RETURN to continue, '^' to exit: <Enter>

```

Payer Sheet Detail Report                               Print Date: 09/09/05   Page: 9
Payer Sheet Name: ABCTEST1                           Version Number: 7

Seq  Field      Field Name                                         Proc Mode
---  -
*** Compound Segment ***
288  111-AM      SEGMENT IDENTIFICATION                           S
290  450-EF      Compound Dose Form Desc Code                     S
293  451-EG      Compound Dispense Unt Form Ind                   S
295  452-EH      Compound Route of Admin                          S
297  447-EC      Compound Ingrid Comp Count                       S
299  488-RE      Compound Product ID Qualifier                    S
301  489-TE      Compound Product ID                              S
302  448-ED      Compound Ingredient Quantity                     S
304  449-EE      Compound Ingredient Drug Cost                    S
307  490-UE      Comp Ingrid Basis Cost Determ                    S

Press RETURN to continue:

```

8.2.3 ECME Setup – Pharmacies Report

This option will produce a report that displays setup information for each pharmacy configured for a facility.

Access the report by entering **PHAR** at the “Select Other Reports Option:” prompt on the Pharmacy Electronic Claims Reports, Other Reports option screen.

Example 8.2.3-1: Accessing ECME Setup – Pharmacies Report Option

```

*****
*Electronic Claims Management Engine (ECME) V1.0*
*                XXXXX VAMC                *
*                Other Reports                *
*****

CRI    ECME Claims-Response Inquiry
PAY    Payer Sheet Detail Report
PHAR   ECME Setup - Pharmacies Report
TAT    Turn-around time statistics
VER    View ePharmacy Rx

Select Setup (Configuration) Reports Option: PHAR ECME Setup - Pharmacies Report
DEVICE:  IP network

```

Example 8.2.3-2: ECME Setup - Pharmacies Report Option

BPS PHARMACIES LIST SEP 9,2005 07:17 PAGE 1

NUMBER: 2

NAME: XXXXXXXXXX NCPDP #: XXXXXXXX
DEFAULT DEA #: AGXXXXX CMOP SWITCH: CMOP ON
AUTO-REVERSE PARAMETER: 0 STATUS: ACTIVE
SITE ADDRESS 1: 101 MAIN STREET
SITE CITY: XXXXXXXXXX SITE STATE: XXXXX
SITE ZIP CODE: XXXXX SITE ADDRESS NAME: 101 MAIN STREET
HOURS OF OPERATION: 24 START DAY RANGE: MON
END DAY RANGE: MON START HOUR RANGE: 0800
END HOUR RANGE: 1600~TUE NPI: XXXXXXXXXX
DATE/TIME OF LAST NPI CHANGE: OCT 10, 2006@15:05:05
OUTPATIENT SITE: XXXXXXXXXXXXX
REMITTANCE ADDRESS NAME: MAIN REMIT ADDRESS 1: 101 MAIN STREET
REMIT CITY: XXXXXXXXXX REMIT STATE: XXXXXX
REMIT ZIP: XXXXX VA CONTACT: CONTACT,ONE
VA ALTERNATE CONTACT: CONTACT,ONE VA LEAD PHARMACIST: CONTACT,ONE
VA LEAD PHARMACIST LICENSE #: XXXXXXXX
Monday Close Time: 1600 Tuesday Close Time: 1600
Wednesday Close Time: 1600 Thursday Close Time: 1600
Friday Close Time: 1600 Saturday Close Time: 1600
Monday Open Time: 0800 Tuesday Open Time: 0800

BPS PHARMACIES LIST SEP 09, 2005@17:17 PAGE 2

Wednesday Open Time: 0800 Thursday Open Time: 0800
Friday Open Time: 0800 Saturday Open Time: 0800
NUMBER: 3

NAME: XXXXXXXXXXXX NCPDP #: XXXXXXXX
DEFAULT DEA #: AGXXXXX CMOP SWITCH: CMOP ON
AUTO-REVERSE PARAMETER: 2 STATUS: ACTIVE
SITE ADDRESS 1: 101 MAIN AVE
SITE CITY: XXXXXXXXXXXX SITE STATE: XXXXXX
SITE ZIP CODE: XXXXX SITE ADDRESS NAME: 101 MAIN AVE
HOURS OF OPERATION: 24 START DAY RANGE: MON
END DAY RANGE: MON START HOUR RANGE: 0800
END HOUR RANGE: 1600~TUE NPI: 0000000006
DATE/TIME OF LAST NPI CHANGE: OCT 10, 2006@15:05:05
OUTPATIENT SITE: XXXXXXXXXXXX VA
OUTPATIENT SITE: XXXXXXXXXXXX CBOC
OUTPATIENT SITE: XXXXX VA CBOC
REMITTANCE ADDRESS NAME: XXXXXXXXXXXX XXXXXX
REMIT ADDRESS 1: 101 XXXXXXXXXXXXXXXXXXXX
REMIT CITY: XXXXXXXXXXXX REMIT STATE: XXXXXXXX
REMIT ZIP: XXXXX VA CONTACT: CONTACT,ONE
VA ALTERNATE CONTACT: CONTACT,TWO
VA LEAD PHARMACIST: PHARMACIST,ONE Monday Close Time: 1600
Tuesday Close Time: 1600 Wednesday Close Time: 1600
Thursday Close Time: 1600 Friday Close Time: 1600


```

-----
Saturday Close Time: 1600           Monday Open Time: 0800
Tuesday Open Time: 0800             Wednesday Open Time: 0800
Thursday Open Time: 0800            Friday Open Time: 0800
Saturday Open Time: 0800

```

Press ENTER to continue:

8.2.4 Turn-around time statistics

The *Turn-around time statistics* option shows the length of time for claims to complete, including breakouts for various steps of claims creation. The end of the report has the average time for the claims displayed.

Access the *Turn-around time statistics* option by entering **TAT** at the “Select Other Reports Option:” prompt on the Pharmacy Electronic Claims Reports, Other Reports option screen.

Example 8.2.4-1: Accessing the Turn-around time statistics Report Option

```

*****
*Electronic Claims Management Engine (ECME) V1.0*
*                XXXXX VAMC                *
*                Other Reports              *
*****

CRI    ECME Claims-Response Inquiry
PAY    Payer Sheet Detail Report
PHAR   ECME Setup - Pharmacies Report
TAT    Turn-around time statistics
VER    View ePharmacy Rx

Select Other Reports Option: TAT Turn-around time statistics

```

Example 8.2.4-2: Displaying the Turn-around time statistics Report

```
START WITH DATE: T-1// <Enter> (SEP 08, 2005)
GO TO DATE: T// <Enter> (SEP 09, 2005)
For Prescription:          1106378.00001 (Rx#: 382992)
Begin                     08:19:48
Gathering information     08:19:52
Claim ID created          08:19:55
Claim Sent                08:19:56
Response stored           08:20:04
Completed at:             08:20:04
Turn-around time         16

For Prescription:          1106380.00001 (Rx#: 382994)
Begin                     08:19:48
Gathering information     08:19:52
Claim ID created          08:19:55
Claim Sent                08:20:16
Response stored           08:20:18
Completed at:             08:20:18
Turn-around time         30

For Prescription:          1106379.00001 (Rx#: 382993)
Begin                     08:19:48
Gathering information     08:19:52
Claim ID created          08:19:55
Claim Sent                08:20:06
Response stored           08:20:08
Completed at:             08:20:08
Turn-around time         20

For Prescription:          1106384.00001 (Rx#: 909952)
Begin                     11:27:13
Gathering information     11:27:15
Claim ID created          11:27:16
Claim Sent                11:27:17
Response stored           11:27:23
Completed at:             11:27:23
Turn-around time         10

For Prescription:          1106386.00001 (Rx#: 909954)
Begin                     11:27:13
Gathering information     11:27:15
Claim ID created          11:27:17
Claim Sent                11:27:37
Response stored           11:27:39
Completed at:             11:27:39
Turn-around time         26

Average Turn-around time: 13
```

8.2.5 View ePharmacy Rx

The *View ePharmacy Rx* option allows you to view information for one prescription, combining information from Outpatient Pharmacy, Integrated Billing and ECME.

Access the *View ePharmacy Rx* option by entering **VER** at the “Select Other Reports Option:” prompt on the Pharmacy Electronic Claims Reports, Other Reports option screen.

Example 8.2.5-1: Accessing the View ePharmacy Rx Report Option

```
*****
*Electronic Claims Management Engine (ECME) V1.0*
*                ALASKA VAHSRO                *
*                Other Reports                 *
*****

CRI    ECME Claims-Response Inquiry
PAY    Payer Sheet Detail Report
PHAR   ECME Setup - Pharmacies Report
TAT    Turn-around time statistics
VER    View ePharmacy Rx

Select Other Reports Option:  VER  View ePharmacy Rx
```

Example 8.2.5-2: Displaying the View ePharmacy Rx Report

```
Select Prescription: 2055346
      ATENOLOL 25MG TAB

Patient          Rx#          Drug Name          Rx Status
ECMEPATIENT,ONE 2055346         TAMOXIFEN CITRATE 10MG TA DISCONTINUED

OK to continue? Yes//  YES

Rx# 2055346 has the following fills:

  Fill#   Fill Date   Release Date
  -----   -
    0     01/29/2009    01/29/2009
    1     02/26/2009    02/25/2009

Select Fill Number: 1 02/26/2009    02/26/2009

      Select one of the following:

          M          Most recent transaction for each payer
          A          All transactions

      There are 2 ECME transactions for this Rx/fill.
      1 for the primary payer, 1 for the secondary payer.

Select Most recent transaction for each payer or All transactions: M// All trans
actions

Compiling data for View Prescriptions ...
Compiling data for the ECME Claim Log ...
Compiling data for the ECME Billing Events Report ...
Compiling data for the ECME Claims-Response Inquiry (CRI) Report ...
Compiling data for View Insurance Policies ...
Compiling the list of TPJI bills ...
Compiling data for TPJI Claim Information ...
Compiling data for TPJI AR Account Profile ...
Compiling data for TPJI AR Comment History ...
Compiling data for TPJI ECME Rx Response ...
Compiling data for View Registration Eligibility Status ...
Compiling data for View Registration Eligibility Verification ...

View Prescription

Rx View (Discontinued)                               Feb 08, 2011@13:59:27
Page: 1 of 1
ECMEPATIENT,ONE
PID: 666-87-4529                                     Ht (cm): _____ (_____)
DOB: OCT 18,1963 (47)                               Wt (kg): _____ (_____)
+-----+
          Rx #: 2055346$e (ECME#: 000001615253)
Orderable Item: TAMOXIFEN CITRATE TAB
CMOP Drug: TAMOXIFEN CITRATE 10MG TAB
          NDC: 00378-0144-93
          *Dosage: 10MG
          Verb: TAKE
Dispense Units: 1
          Noun: TABLET
          *Route: ORAL (BY MOUTH)
```

```

*Schedule: BID
Patient Instructions:
    SIG: TAKE ONE TABLET BY MOUTH TWICE A DAY
Patient Status: OUTPT NON-SC
    Issue Date: 01/29/09                Fill Date: 01/29/09
    Last Fill Date: 02/26/09 (Mail, Transmitted)
    Last Release Date: 02/25/09          Lot #:
    Expires: 01/30/10                    MFG:
    Days Supply: 3                        QTY (TAB): 60
    # of Refills: 11                      Remaining: 9
    Provider: ECMEPROVIDER,ONE
    Routing: Window
    Copies: 1
Method of Pickup:
    Clinic: Not on File
    Division: CHEYENNE VAM&ROC (442)
    Pharmacist: ECMEPROVIDER,ONE
Patient Counseling: NO
    Remarks: New Order Created by copying Rx # 2055345.
    Finished By: ECMEPROVIDER,ONE
    Entry By: ECMEPROVIDER,ONE           Entry Date: 01/29/09 12:59:38
Original Fill Released: 02/25/09        Routing: Window
Refill Log:
#   Log Date   Refill Date   Qty           Routing   Lot #       Pharmacist
=====
1   02/25/09   02/25/09     60           Mail
Division: 442           Dispensed: 02/25/09   Released: 2/25/09   NDC: 00378-0144-91
2   02/25/09   02/26/09     60           Mail
Division: 442           Dispensed: 02/26/09   Released:
Partial Fills:
#   Log Date   Date         Qty           Routing   Lot #       Pharmacist
=====
There are NO Partial for this Prescription
Activity Log:
#   Date       Reason       Rx Ref       Initiator Of Activity
=====
1   02/25/09   SUSPENSE    REFILL 1     ECMEPROVIDER,ONE
Comments: RX Placed on Suspense for CMOP until 02-25-09
2   02/25/09   PROCESSED   REFILL 1     ECMEPROVIDER,ONE
Comments: Transmitted to DALLAS CMOP
3   02/25/09   SUSPENSE    REFILL 2     ECMEPROVIDER,ONE
Comments: RX Placed on Suspense for CMOP until 02-26-09
4   02/25/09   SUSPENSE    REFILL 2     ECMEPROVIDER,ONE
Comments: 3/4 of Days Supply SUSPENSE HOLD until 2/28/09.
5   03/01/09   PROCESSED   REFILL 2     ECMEPROVIDER,ONE
Comments: Transmitted to DALLAS CMOP
6   06/11/09   DISCONTINUED REFILL 2     ECMEPROVIDER,TWO
Comments: Discontinued During New Prescription Entry - Duplicate Drug
Coplay Activity Log:
#   Date       Reason       Rx Ref       Initiator Of Activity
=====
There's NO Copay activity to report
Label Log:
#   Date       Rx Ref       Printed By
=====
1   02/25/09   ORIGINAL    ECMEPROVIDER,ONE
Comments: From RX number 2055346
ECME Log:
#   Date/Time   Rx Ref       Initiator Of Activity
=====

```

1 1/29/09@12:59:55 ORIGINAL ECMEPROVIDER,ONE
 Comments: Submitted to ECME:WINDOW FILL(NDC:00378-0144-93)-E REJECTED
 2 2/25/09@16:49:16 ORIGINAL ECMEPROVIDER,ONE
 Comments: Submitted to ECME:REJECT WORKLIST-E PAYABLE
 3 2/25/09@16:51:03 REFILL 1 ECMEPROVIDER,ONE
 Comments: Submitted to ECME:CMOP TRANSMISSION(NDC:00378-0144-91)
 4 3/1/09@14:00:05 REFILL 2 ECMEPROVIDER,ONE
 Comments: Submitted to ECME:CMOP TRANSMISSION(NDC:00378-0144-91)

ECME REJECT Log:

#	Date/Time Rcvd	Rx Ref	Reject Type	STATUS	Date/Time Resolved
1	1/29/09@12:59:54	ORIGINAL	REFILL TOO SOON	RESOLVED	2/25/09@16:49:04

Comments: AUTOMATICALLY CLOSED (CLAIM RE-SUBMITTED)

CMOP Event Log:

Date/Time	Rx Ref	TRN-Order	Stat	Comments
02/25/09@1656	Ref 1	16346-1	DISP	NDC: 00378014491
Carrier: USPS		Pkg ID: PGKID999		
03/01/09@1403	Ref 2	16360-1	TRAN	

CMOP Lot#/Expiration Date Log:

Rx Ref	Lot #	Expiration Date
Ref 1	A87904	03/22/07

ECME Claim Log

PHARMACY ECME Feb 08, 2011@14:06:41

Page: 1 of 1
 Claim Log information

Pharmacy ECME Log

VA Rx #: 2055346\$ Fill #: 1 ECME #: 1615253

Patient Name: ECMEPATIENT,ONE (4529)
 Transaction Number: 1615253.00011
 Last Submitted: FEB 25,2009@16:51:03
 Last Submitted By: ECMEPROVIDER,ONE
 Last VA Claim #: VA2009=1164471991=000010=0001235

Transmission Information (CLAIM REQUEST) (#1236)-----

Created on: FEB 25,2009@16:51:04
 VA Claim ID: VA2009=1164471991=000010=0001235
 Submitted By: ECMEPROVIDER,ONE
 Transaction Type: REQUEST
 Date of Service: 02/25/2009
 NDC: 00378-0144-91
 ECME Pharmacy: CHEY9-BOTH NPI & NCPDP
 Days Supply: 3
 Qty: 60 Unit Cost: .928 Total Price: 68.20

Insurance Name: BLUE MOON INSURANCE
 Group Name: T-GROUP1
 Rx Coordination of Benefits: PRIMARY
 BIN: 123456
 PCN: 1123456789
 NCPDP Version: D.0
 Group ID: 10001
 Cardholder ID:
 Patient Relationship Code: CARDHOLDER

Cardholder First Name: ONE
Cardholder Last Name: OPPATIENT
Billing Request Payer Sheet: WBTESTB1
Reversal Payer Sheet: WBTESTB2

Response Information (CLAIM REQUEST) (#1213)-----
Response Received: FEB 25,2009@16:51:10
Date of Service: 02/25/2009
Transaction Response Status: Paid
Total Amount Paid: \$58.20
Reject code(s):
Message:
Additional Message:
DUR Response Info:
DUR Additional Text:

ECME CRI REPORT DATA

ECME Claims-Response Inquiry Report Print Date: 02/08/11
VA CLAIM ID: VA2009=1164471991=000010=0001235

BPS TRANSACTION/BPS LOG OF TRANSACTION DATA:

ENTRY#: 1615253.00011 STATUS: 99
 PHARMACY: CHEY9-BOTH NPI & NCPDP PRESCRIPTION #: 2055346
 RXI-INTERNAL (c): 1615253
 PLAN NAME: BLUE MOON INSURANCE PHARMACY PLAN ID: T00010
 CLAIM IEN (c): 1236 RESPONSE IEN (c): 1213

BPS CLAIMS FILE DATA:

CLAIM ID: VA2009=1164471991=000010=0001235
 ELECTRONIC PAYER: WBTESTB1 TRANSMIT FLAG: YES (POINT OF SALE)
 TRANSMITTED ON: FEB 25,2009@16:51:04 CREATED ON: FEB 25,2009@16:51:04
 PATIENT NAME: ECMEPATIENT,ONE
 GROUP INSURANCE PLAN: BLUE MOON INSURANCE
 BIN NUMBER: 123456 VERSION RELEASE NUMBER: D.0
 TRANSACTION CODE: B1 PROCESSOR CONTROL NUMBER: 1123456789
 TRANSACTION COUNT: 1 SOFTWARE VENDER CERT ID: TATP
 SERVICE PROVIDER ID: 1164471991 SERVICE PROVIDER ID QUAL: 01
 GROUP ID: C110001 CARDHOLDER ID: C2
 DATE OF BIRTH: C419631018 PATIENT GENDER CODE: MALE
 PATIENT FIRST NAME: CAONE PATIENT LAST NAME: CBOPPATIENT
 PATIENT STREET ADDRESS: CM32 OAK STREET
 PATIENT CITY ADDRESS: CNBIRMINGHAM
 PATIENT STATE PROV ADDRESS: COAL PATIENT ZIP POSTAL ZONE: CP35209
 PATIENT PHONE NUMBER: CQ2055559874 PATIENT ID QUALIFIER: CX01
 PATIENT ID: CY666874529
TRANSACTION ORDER: 1
 MEDICATION NAME: TAMOXIFEN CITRATE 10MG TAB
 PRESCRIPTION NUMBER: 2055346 OTHER COVERAGE CODE: C800
 SUBM CLARIFICATION CODE COUNT: 1
SUBMISSION CLRFACTN CODE CNTR: 1 SUBMISSION CLARIFICATION CODE: DK02
 DATE OF SERVICE: FEB 25,2009 PRESCRIPTION/SERVICE REF NO: D21615253
 FILL NUMBER: D301 DAYS SUPPLY: D5003
 COMPOUND CODE: D61
 PRODUCT SERVICE ID: D700378014491
 DISPENSE AS WRITTEN: D80 INGREDIENT COST SUBMITTED: D90000510{
 PRESCRIBER ID: DB DISPENSING FEE SUBMITTED: DC00000000
 DATE PRESCRIPTION WRITTEN: DE20090129
 NUMBER OF REFILLS AUTHORIZED: DF11 PRESCRIPTION ORIGIN CODE: DJ1
 *SUBMISSION CLARIFICATION CODE: DK02 BASIS OF COST DETERMINATION: DN07
 USUAL AND CUSTOMARY CHARGE: DQ0000510{

GROSS AMOUNT DUE: DU0000510{ PRESCRIBER LAST NAME: DROPPROVIDER
 PATIENT PAID AMOUNT SUBMITTED: DX00000000{
 PRODUCT SERVICE ID QUALIFIER: E103 QUANTITY DISPENSED: E70000060000
 PRESCRIPTION SERVICE REFERENCE: EM1 QUANTITY PRESCRIBED: ET0000060000
 PRESCRIBER ID QUALIFIER: EZ01 PRESCRIBER LOCATION CODE: 1E
 PC PROVIDER LOCATION CODE: H5001 PC PROVIDER LAST NAME: 4EOPPROVIDER
 PRESCRIBER PHONE NUMBER: PM0001234567
 DATE OF SERVICE: 20090225
 RAW DATA SENT:
 12345651B111234567891011164471991 20090225TATP
 AM01CX01CY666874529 C419631018C51CAONE CBOPPATIENT CM32
 OAK STREET CNBIRMINGHAM COALCP35209 CQ2055559874
 AM04C2C110001
 AM07EM1D21615253E103D700378014491 E70000060000D301D5003D61D80DE20090129D
 F11DJ1DK02ET0000060000C800
 AM02
 AM03EZ01DB 1E DROPPROVIDER H50014EOPPROVIDER
 AM11D90000510{DC0000000DX0000000{DQ0000510{DU0000510{DN07
 BPS RESPONSE FILE DATA:

BPS CLAIM: VA2009=1164471991=000010=0001235
 DATE RESPONSE RECEIVED: FEB 25, 2009@16:51:10
 VERSION RELEASE NUMBER: D.0 TRANSACTION CODE: B1
 TRANSACTION COUNT: 1 SERVICE PROVIDER ID: 1164471991
 SERVICE PROVIDER ID QUALIFIER: 01 DATE OF SERVICE: FEB 25,2009
 RESPONSE STATUS: ACCEPTED
 TRANSACTION ORDER: 1 TRANSACTION RESPONSE STATUS: PAID
 PRESCRIPTION REFERENCE NUMBER: 1615253
 RX REFERENCE NUMBER QUALIFIER: RX BILLING
 HEADER RESPONSE STATUS: CLAIM PAYABLE
 AUTHORIZATION NUMBER: WEBMD: PAID PATIENT PAY AMOUNT: \$ 10.00
 INGREDIENT COST PAID: \$ 55.70 DISPENSING FEE PAID: \$ 12.50
 TOTAL AMOUNT PAID: \$ 58.20 INCENTIVE AMOUNT PAID: \$ 1.25
 BASIS OF REIMB DETERMINATION: 08 TAX EXEMPT INDICATOR: NOT TAX EXEMPT
 FLAT SALES TAX PAID: \$ 1.00 PROFESSIONAL SERVICE FEE PAID: \$ 4.54
 OTHER AMOUNT PAID COUNT: 1 OTHER PAYER AMOUNT RECOGNIZED: \$ 0.00
 RAW DATA RECEIVED:
 VA2009=1164471991=000010=000123551B11A011164471991
 20090225\X1D\X1E\X1C\AM21\X1C\ANP\X1C\F3WEBMD:
 PAID\X1E\X1C\AM22\X1C\EM1\X1C\D21615253\X1E\X1C\AM23\X1C\F50000100{\X1C\F6000
 0557{\X1C\F70000125{\X1C\AV2\X1C\AW0000010{\X1C\FL0000012E\X1C\J10000045D\X1C\J2
 1\X1C\J301\X1C\J40000033C\X1C\J50000000{\X1C\F90000683B\X1C\FM08

ECME BILLING EVENTS REPORT

BILLING ECME EVENTS (DETAILED) for ALL DIVISIONS
 SINGLE PRESCRIPTION - 2055346 FILL# 1

RX#	FILL	DATE	PATIENT NAME	DRUG
1	2055346 1	02/25/09	ECMEPATIENT,ONE	TAMOXIFEN CITRATE 10MG TAB
	FINISH	02/25/09 4:51p	Status:ECME Billable	
			ELIGIBILITY: CV:No	
			DRUG:TAMOXIFEN CITRATE 10MG TAB	
			NDC:00378-0144-91, BILLED QTY:60, COST:.928, DEA:6PR	
			PLAN:T-GROUP1 INSURANCE: BLUE MOON INSURANCE	
			BIN:123456, PCN:1123456789, PAYER SHEET B1:WBTESTB1	
			PAYER SHEET B2:WBTESTB2, PAYER SHEET B3:WBTESTB1	
			DISPENSING FEE:0, BASIS OF COST DETERM:USUAL & CUSTOMARY	
			COST:68.20, GROSS AMT DUE:68.20, ADMIN FEE:12.50	
			USER:POSTMASTER	
	SUBMIT	02/25/09 4:51p	Status:OK	

ECME#:000001615253, FILL DATE:02/25/09
 PAYER RESPONSE: PAYABLE
 PLAN:T-GROUP1, INSURANCE: BLUE MOON INSURANCE
 USER:POSTMASTER
 RELEASE 02/25/09 4:56p Status:OK
 ECME#:000001615253, FILL DATE:02/25/09
 USER:POSTMASTER
 BILLING 02/25/09 4:56p Status:Bill# K90007W created
 ECME#:000001615253, FILL DATE:02/25/09,RELEASE DATE:02/25/09
 DRUG:TAMOXIFEN CITRATE 10MG TAB
 NDC:00378-0144-91, BILLED QTY:60, DAYS SUPPLY:3
 BILLED:68.20, PAID:58.20
 PLAN:T-GROUP1, INSURANCE: BLUE MOON INSURANCE
 USER:POSTMASTER

List of all bills for this Rx (all fills)

BILL	RX	DATE	INSURANCE	COB	PATIENT
1	K90007U 2055346-0	01/29/09	BLUE MOON INSURANC	P	ECMEPATIENT,ONE
2	K90007W 2055346-1	02/25/09	BLUE MOON INSURANC	P	ECMEPATIENT,ONE

View Patient Insurance

Patient Policy Information Feb 23, 2011@13:24:18

Page: 1 of 1

Expanded Policy Information for: ECMEPATIENT,ONE 666-20-4589

OPINSUR1 Insurance Company

** Plan Currently Active **

Plan Information

Insurance Company

Is Group Plan: YES

Company: OPINSUR1

Group Name: DRUG INS

Street: 32 CATASTROPHE WAY

Group Number: 111

City/State: BIRMINGHAM, AL 35209

BIN:

Billing Ph:

PCN:

Precert Ph:

Type of Plan: PRESCRIPTION

Electronic Type: COMMERCIAL

Plan Filing TF:

ePharmacy Plan ID: VA105220

ePharmacy Plan Name: MINNESOTA MEDICAID

ePharmacy Natl Status: ACTIVE

ePharmacy Local Status: ACTIVE

Utilization Review Info

Effective Dates & Source

Require UR: NO

Effective Date: 10/12/07

Require Amb Cert:

Expiration Date:

Require Pre-Cert: NO

Source of Info: INTERVIEW

Exclude Pre-Cond: NO

Policy Not Billable: NO

Benefits Assignable: YES

Subscriber Information

Subscriber's Employer Information

Whose Insurance: VETERAN

Emp Sponsored Plan: No

Subscriber Name: ECMEPATIENT,ONE

Employer:

Relationship: SELF

Employment Status:

Primary ID: 543252

Retirement Date:

Coord. Benefits: PRIMARY

Claims to Employer: No, Send to Insurance

Company

Primary Provider:

Street:

Prim Prov Phone:

City/State:

Phone:

User Information
Entered By: ELLZEY,LINDA
Entered On: 10/12/07
Last Verified By: ELLZEY,LINDA
Last Verified On: 02/07/08
Last Updated By: ELLZEY,LINDA
Last Updated On: 04/15/09

Insurance Contact (last)
Person Contacted:
Method of Contact: PHONE
Contact's Phone:
Call Ref. No.:
Contact Date: APR 15, 2009

Comment -- Patient Policy
None

Comment -- Group Plan

Personal Riders

TPJI - Claim Information

Claim Information Feb 08, 2011@14:36:24
Page: 1 of 1
K90007We ECMEPATIENT,ONE 04529 DOB: 10/18/63 Subsc ID:
TPJI - Claim Information

Claim Information Feb 08, 2011@14:36:24
Page: 1 of 1
K90007We ECMEPATIENT,ONE 04529 DOB: 10/18/63 Subsc ID:

Insurance Demographics Subscriber Demographics
Bill Payer: BLUE MOON INSURANCE Group Number: 10001
Claim Address: 321 MOON DRIVE Group Name: T-GROUP1
BIRMINGHAM, AL 35209 Subscriber ID:
Claim Phone: Employer: USA ARMY CONSULTANTS
Insured's Name: ECMEPATIENT,ONE
Relationship: PATIENT

Claim Information
Bill Type: OUTPATIENT Charge Type:
Time Frame: ADMIT THRU DISCHARGE Service Dates: 02/25/09 - 02/25/09
Rate Type: REIMBURSABLE INS. Orig Claim: 68.20
AR Status: ACTIVE Balance Due: 10.00
Sequence: PRIMARY
Purch Svc: NO
ECME No: 1615253
ECME Ap No: WEBMD: PAID
NPI: 1164471991
Providers: NONE
Entered: 02/25/09 by POSTMASTER
Authorized: 02/25/09 by POSTMASTER
First Printed: 02/25/09 by POSTMASTER

Related Prescription Copay Information
<none found>

TPJI - AR Account Profile

AR Account Profile Feb 08, 2011@14:46:24
Page: 1 of 1
K90007We ECMEPATIENT,ONE 04529 DOB: 10/18/63 Subsc ID:

```

AR Status: ACTIVE                               Orig Amt: 68.20       Balance Due: 10.00
-----
                02/25/09   IB Status: PRINTED (First)                68.20       10.00

Total Collected:                58.20

TPJI - AR Comment History

Comment History                               Feb 08, 2011@14:47:10       Page:    1 of    1
K90007We  ECMEPATIENT,ONE  O4529                DOB: 10/18/63   Subsc ID:
AR Status: ACTIVE                               Orig Amt: 68.20       Balance Due: 10.00

No Comment Transactions Exist For This Account.

TPJI - ECME Claim Information

ECME Claim Information                               Feb 08, 2011@14:48:16
Page:    1 of    1
K90007We  ECMEPATIENT,ONE  O4529                DOB: 10/18/63   Subsc ID:
-----
ECME No: 1615253                               Pharmacy NPI: 1164471991
ECME Ap No: WEBMD: PAID                         Provider NPI: No NPI on file

Rx No: 2055346 / 1                               Fill Date: 02/25/09
Drug Name: TAMOXIFEN CITRATE 10MG TAB           NDC #: 00378-0144-91
Billed Amt:    68.20                             COB: Primary

IB Status:  CANCELLED (02/25/09)  Reason:  ECME PRESCRIPTION REVERSED

Payment Information
Expected Payment Amount:    58.20
Ingredient Cost Reim Amt:    0.00                Dispensing Fee Reim Amt:    0.00

Patient Responsibility Amounts
Deductible:    0.00    Coinsurance:    0.00    Amount of Copay:    0.00
Coverage Gap:    0.00    Processor Fee:    0.00    Exceed Benefit Max:    0.00
Health Plan-funded Assistance Amount:    0.00

Product Selection Amounts
Prod Sel Amt:    0.00                Prod Sel /Non-Pref Formulary:    0.00
Prod Sel/Brand Drug:    0.00    Prod Sel/Brand Non-Pref Formulary:    0.00
Provider Network Adj:    0.00

No COB/Other Payer Data on file in the ECME Response.

                ELIGIBILITY STATUS DATA, SCREEN <7>
ECMEPATIENT,ONE; 666-20-4589                                ACTIVE DUTY
=====
<1>    Patient Type: ACTIVE DUTY                                Veteran: YES
        Svc Connected: YES                                    SC Percent: 20%
        SC Award Date: OCT 12,2007                            Unemployable: NO
                P&T: NO
        Rated Incomp.: NO
        Claim Number: 43243222
        Folder Loc.: ALBUQUERQUE
<2>    Aid & Attendance: NO                                    Housebound: NO
        VA Pension: NO                                        VA Disability: NO
Total Check Amount: NOT APPLICABLE

```

GI Insurance: NO Amount: UNANSWERED
 <3> Primary Elig Code: SC LESS THAN 50%
 Other Elig Code(s): NO ADDITIONAL ELIGIBILITIES IDENTIFIED
 Period of Service: PERSIAN GULF WAR
 <3.1> Combat Vet Elig.: EXPIRED End Date: OCT 11, 2009
 <4> Service Connected Conditions as stated by applicant

 NONE STATED

ELIGIBILITY VERIFICATION DATA

ELIGIBILITY VERIFICATION DATA, SCREEN <11>
 ECMEPATIENT,ONE; 666-20-4589 ACTIVE DUTY
 =====
 <1> Eligibility Status: NOT VERIFIED Status Date: NOT APPLICABLE
 Status Entered By: NOT APPLICABLE
 Interim Response: UNANSWERED (NOT REQUIRED)
 Verif. Method: NOT APPLICABLE
 Verif. Source: NOT AVAILABLE
 <2> Money Verified: NOT VERIFIED
 <3> Service Verified: NOT VERIFIED
 <4> Rated Disabilities: SC%: 20 EFF. DATE OF COMBINED SC%:

Rated Disability	Extr	Orig Eff Dt	Curr Eff Dt
NONE STATED			

(This page included for two-sided copying.)

9 BPS Nightly Background Job

The *BPS Nightly Background Job* is scheduled to run daily at the sites during off-hours at intervals defined by the site staff. One of the functions of this job is to identify claims to be reversed and then to automatically submit the Reversal Request to the payer.

For inpatient claims reversals, the program will go through all WINDOW fills for the date 5 days prior to the current date (T-5) and check to see if the patient is a current inpatient. If so, the reversal would be given the reason CURRENT INPATIENT to differentiate between non-released prescriptions and inpatient reversals.

The auto-reversal process for outpatient claims is dependent on whether the site sets the Auto-Reversal parameter to anything but 0 (see Auto-Reversal parameter in the Edit ECME Pharmacy Data option on the ECME Setup menu). All non-released outpatient prescriptions that were initially returned as PAYABLE and are not currently REVERSED and have a date older than the number of days set in the Auto-Reversal parameter would be reversed.

After the *BPS Nightly Background Job* identifies claims to auto-reverse and processes the Reversal Request, the system sends a bulletin to the members of the “BPS OPECC” mail group listing both reversals from the parameter setting and the inpatient claims. This mail group needs to be created at the site and should include all OPECC resources.

Example 9.1-1 Displaying the Auto-Reversal Bulletin

```
Subj: ECME AUTO-REVERSAL PROCESS [#2473] 03/05/05@01:00 29 lines
From: BPS PACKAGE In 'IN' basket. Page 1 *New*
-----
The ECME Nightly Process completed auto-reversing e-Pharmacy claims for
prescriptions not released within the specified timeframe.

TOTAL AUTO-REVERSED CLAIMS: 3

Claims Auto-Reversed on 03/06/05:

#      RX          FILL  FILL DATE    PATIENT                                BPS PHARMACY
-----
1  908955          1     03/01/06    ECMEpatient,One                       ANC
2  909225          1     03/04/06    ECMEpatient,Two                       ANC
3  41581           0     03/04/06    ECMEpatient,Three                     ANC
```

(This page included for two-sided copying.)

10 Glossary

Accredited Standards Committee (ASC)	An organization that has been accredited by American National Standards Institute (ANSI) for the development of American National Standards.
Administrative Code Sets	Code sets that characterize a general business situation rather than a medical condition or service.
Administrative Simplification (A/S)	Title II, Subtitle F, of HIPAA, which gives the Department Of Health And Human Services (DHHS) the authority to mandate the use of standards for the electronic exchange of health care data; to specify what medical and administrative code sets should be used within those standards; to require the use of national identification systems for health care patients, providers, payers (or plans), and employers (or sponsors); and to specify the types of measures required to protect the security and privacy of personally identifiable health care information.
American Medical Association (AMA)	A professional association that represents the voice of the American medical profession and constitutes the partnership of physicians and their professional associations dedicated to promoting the art and science of medicine and the betterment of public health.
American National Standards (ANS)	Standards developed and approved by organizations accredited by ANSI.
American National Standards Institute (ANSI)	An organization that accredits various standards-setting committees, and monitors their compliance with the open rule-making process that they must follow to qualify for ANSI accreditation.

American Society for Testing and Materials (ASTM)

A standards group that has published general guidelines for the development of standards, including those for health care identifiers.

Back Door

System access via the roll and scroll, character and Mumps based VistA application.

Blue Cross and Blue Shield Association (BCBSA)

An association that represents the common interest of Blue Cross and Blue Shield health plans. The BCBSA maintains the Claim Adjustment Reason Codes code set.

Business Model

A model of a business organization or process.

CHAMPVA Patient

A CHAMPVA patient is a patient that is receiving services due to being eligible for the CHAMPVA health benefits program. His/her CHAMPVA health benefit program will be billed for the prescription.

Clean Claim

An insurance claim that has no defect, impropriety (including any lack of any substantial documentation) or particular circumstance requiring special treatment that prevents timely payment from being made.

**Clearinghouse
(or Health Care Clearinghouse)**

For health care, an organization that translates health care data to or from a standard format.

Centers for Medicare & Medicaid Services (CMS)

Centers for Medicare & Medicaid Services, formerly Health Care Financing Administration (HCFA). The administration within the Department of Health and Human Services (HHS) that is responsible for the national administration of the Medicaid and Medicare programs.

CMS-1450	CMS's name for the institutional uniform claim form, or UB-92.
CMS-1500	CMS's name for the professional uniform claim form. Also known as the UCF-1500.
Coordination of Benefits (COB)	A provision that is intended to avoid claims payment delays and duplication of benefits when a person is covered by two or more plans providing benefits or services for medical, dental or other care or treatment.
Code Set	Under HIPAA "codes used to encode data elements, tables of terms, medical concepts, diagnostic codes, or medical procedures. A code set includes the codes and descriptors of the codes." [45 CFR 162.103]
Covered Entity	Under HIPAA, a health plan, healthcare clearinghouse or health care provider who transmits information in electronic form in connection with a transaction covered by this subchapter 160.103 of 45 CFR.
Current Procedural Terminology	A procedure code set maintained and copyrighted by the AMA and that has been selected for use under HIPAA for non-institutional and non-dental professional transactions.
Data Dictionary (DD)	A document or system that characterizes the data content of a system.
Data Element	Under HIPAA, this is "...the smallest named unit of information in a transaction." [45 CFR 162.103]
Data Mapping	The process of matching one set of data elements or individual code values to their closest equivalents in another set of them.

Data Model	A conceptual model of the information needed to support a business function or process.
Data Set	Under HIPAA, this is "...a semantically meaningful unit of information exchanged between two parties to a transaction." [45 CFR 162.103]
Designated Code Set	A medical or administrative code set, which DHHS has designated for use in one or more of the HIPAA standards.
Designated Data Content Committee or Designated DCC	An organization, which DHHS has designated for oversight of the business data content of one or more of the HIPAA-mandated transaction standards.
Designated Standard	A standard that DHHS has designated for use under the authority provided by HIPAA.
Department of Health and Human Services (DHHS) or (HHS)	Per the website address provided below, 'The Department Of Health And Human Services is the United States government's principal agency for protecting the health of all Americans and providing essential human services, especially for those who are least able to help themselves.' The website is available at http://www.os.dhhs.gov/ .
Electronic Commerce (EComm)	The exchange of business information by electronic means.
Electronic Data Interchange (EDI)	The transfer of data between different companies using networks, such as the Internet. As more and more companies are connected to the Internet, EDI is becoming increasingly important as an industry standard for companies to buy, sell, and trade information. ANSI has approved a set of EDI standards known as the X12 standards.

Finish	Term used for completing orders from Order Entry/Results Reporting V. 3.0.
'Finish' a Prescription	This process within VistA Outpatient Pharmacy V. 7.0 where a pharmacy prescription order has been reviewed by either a pharmacy technician or pharmacist and is the first step in processing a prescription in Pharmacy. If performed by a pharmacist with the appropriate security key, the prescription can be 'Verified' as well. See 'Verify a Prescription' for more information.
Flat File	This term usually refers to a file that consists of a series of fixed-length records that include some sort of record type code.
Front Door	System access via the Delphi, Graphical User Interface (GUI) based VistA application.
Graphical User Interface (GUI)	A graphical method of controlling how a user interacts with a computer to perform various tasks.
HCFA Common Procedural Coding System (HCPCS)	A medical code set that identifies health care procedures, equipment, and supplies for claim submission purposes. It is maintained by Health Care Financing Administration (HCFA), and has been selected for use in the HIPAA transactions. HCPCS Level I contain numeric CPT-4 codes, which are maintained by the AMA. HCPCS Level II contains alphanumeric codes used to identify various items and services that are not included in the CPT-4 code set. These are maintained by HCFA, BCBSA, and Health Insurance Association of America (HIAA). HCPCS Level III contains alphanumeric codes that are assigned by Medicaid State agencies to identify additional items and services not included in levels I and II. These are usually called "local codes", and must have "W", "X", "Y", or "Z" in the first position. They are not named as HIPAA standard codes. HCPCS Procedure Modifier Codes can be used with all three levels, with the WA-ZY range used for locally assigned procedure modifiers.

Health Care Clearinghouse

Under HIPAA, this is "... a public or private entity that does either of the following: (1) processes or facilitates the processing of information received from another entity in a nonstandard format or containing nonstandard data content into standard data elements or a standard transaction, or (2) receives a standard transaction from another entity and processes or facilitates the processing of [that] information into nonstandard format or nonstandard data content for a receiving entity." [45 CFR 160.103]

Health Care Financing Administration (HCFA)

The DHHS agency responsible for Medicare and parts of Medicaid. HCFA has historically maintained the UB-92 institutional Electronic Media Claims (EMC) format specifications, the professional EMC National Standard Format (NSF) specifications, as well as specifications for various certifications and authorizations used by the Medicare and Medicaid programs. HCFA also maintains the HCPCS medical code set.

Health Care Provider

Under HIPAA, this is "... a provider of services as defined in the section 1861(u) of the [Social Security] Act, 42 USC 1395x(u), a provider of medical or other health services as defined in section 1861(s) of the Act, 42 USC 1395(s), and any other person or organization who furnishes, bills, or is paid for health care in the normal course of business." [45 CFR 160.103]

Health Information

Under HIPAA this is "... any information, whether oral or recorded in any form or medium that (a) is created or received by a health care provider, health plan, public health authority, employer, life insurer, school or university, or health care clearinghouse; and (b) related to the past, present or future physical or mental health or condition of an individual, the provision of health care to an individual, or the past, present or future payment for the provision of health care to an individual." [45 CFR 160.103]

Health Insurance Association of America (HIAA)

An industry association that represents the interests of commercial health care insurers. The HIAA participates in the maintenance of some code sets, including HCPCS Level II codes.

Health Insurance Portability and Accountability Act of 1996 (HIPAA)

A Federal law that makes a number of changes that have the goal of allowing persons to qualify immediately for comparable health insurance coverage when they change their employment relationships. Title II, Subtitle F, of HIPAA gives HHS the authority to mandate the use of standards for the electronic exchange of health care data; to specify what medical and administrative code sets should be used within those standards; to require the use of national identification systems for health care patients, providers, payers (or plans), and employers (or sponsors); and to specify the types of measures required to protect the security and privacy of personally identifiable health care information. Also known as the Kennedy-Kassebaum Bill, the Kassebaum-Kennedy Bill, K2, or Public Law 104-191.

Health Plan

Under HIPAA this is "...an individual or group plan that provides, or pay the cost of, medical care". [45 CFR 160.103]

Healthcare Financial Management Association (HFMA)

An organization for the improvement of the financial management of healthcare-related organizations. The HFMA sponsors some HIPAA educational seminars.

Health Level Seven (HL7)

An ANSI-accredited group that defines standards for the cross-platform exchange of information within a health care organization. HL7 is responsible for specifying the Level Seven Open System Interconnection (OSI) standards for the health industry. Some HL7 standards will be encapsulated in the X12 standards used for transmitting claim attachments.

**HIPAA Data Dictionary
or HIPAA DD**

A data dictionary that defines and cross-references the contents of all X12 transactions included in the HIPAA mandate. It is maintained by X12N/TG3.

Implementation Guide (IG)

A document explaining the proper use of a standard for a specific business purpose. The X12N HIPAA IGs are the primary reference documents used by those implementing the associated transactions, and are incorporated into the HIPAA regulations by reference.

Implementation Specification

Under HIPAA, this is "... the specific instructions for implementing a standard [45 CFR 160.103]

Information Model

A conceptual model of the information needed to support a business function or process.

**International Classification of Diseases
(ICD)**

A medical code set maintained by the World Health Organization (WHO). The primary purpose of this code set is to classify causes of death. A United States (US) extension of this coding system, maintained by the National Center for Health Statistics (NCHS) within the Centers for Disease Control (CDC), is used to identify morbidity factors, or diagnoses. The ICD-9-CM (Revision 9 Clinical Modification) codes have been selected for use in the HIPAA transactions.

**International Standards Organization
(ISO) or International Organization
for Standardization**

An organization that coordinates the development and adoption of numerous international standards.

**Joint Commission on Accreditation
of Healthcare Organizations (JCAHO)**

In the future, the JCAHO may play a role in certifying these organizations compliance with the HIPAA A/S requirements.

J-Codes

Previously HCPCS Level II has contained a set of codes with a high-order value of "J" to identify some drugs and some other items. The final HIPAA transactions and code set rule states that any J-codes identifying drugs will be dropped from the HCPCS and NDC codes will be used to identify all drug products.

Maintain or Maintenance

Under HIPAA, this is "...activities necessary to support the use of a standard adopted by the Secretary, including technical corrections to an implementation specification, and enhancements or expansion of a code set. This term excludes the activities related to the adoption of a new standard or implementation specification, or modification to an adopted standard or implementation specification." [45 CFR 162.103]

Maximum Defined Data Set

Under HIPAA, this is "... all of the required data elements for a particular standard based on a specific implementation specification." [45 CFR 162.103]. A framework under HIPAA whereby an entity creating a transaction is free to include whatever data any receiver might want or need. The recipient of a maximum data set is free to ignore any portion of the data not needed to conduct their part of the associated business transaction, unless the nonessential data is needed for coordination of benefits.

Medical Code Sets

Codes that characterize a medical condition or treatment. The code sets are usually maintained by professional societies and public health organizations.

Memorandum of Understanding (MOU)	A document providing a general description of the kinds of responsibilities that are to be assumed by two or more parties in their pursuit of some goal(s). More specific information may be provided in an associated Statement Of Work (SOW).
Modify or Modification	Under HIPAA, refers to "a change adopted by the Secretary, through regulation, to a standard or an implementation specification." [45 CFR 160.102]
National Center for Health Statistics (NCHS)	An administration of HHS and CDC that oversees ICD coding.
National Council for Prescription Drug Programs (NCPDP)	An ANSI-accredited group that maintains a number of standard formats for use by the retail pharmacy industry, some of which are included in the HIPAA mandates.
National Drug Code (NDC)	A medical code set that has been selected for use in the HIPAA transactions.
National Employer ID	A system for uniquely identifying all sponsors of health care benefits.
National Patient ID	A system for uniquely identifying all recipients of health care services.
National Payer ID	A system for uniquely identifying all organizations that pays for health care services. Also known as Health Plan ID or Plan ID.
National Provider File (NPF)	The database envisioned for use in maintaining a national provider registry.
National Provider ID	A system for uniquely identifying all providers of health care services, supplies, and equipment.
National Provider Registry	The organization envisioned for assigning the National Provider IDs.

National Provider System (NPS)	The administrative system envisioned for supporting a national provider registry.
National Standard Format (NSF)	Generically, this applies to any national standard format, but it is often used in a more limited way to designate the Professional EMC NSF, a 320-byte flat file record format used to submit professional claims.
National Uniform Billing Committee (NUBC)	The committee established by the American Hospital Association (AHA) to develop a single billing form and standard data set that could be used nationwide by institutional providers and payers for handling health care claims.
NCPDP Batch Standard	An NCPDP standard designed for use by low-volume dispensers of pharmaceuticals, such as nursing homes. Version 1.0 of this standard has been mandated under HIPAA.
NCPDP Telecommunication Standards	An NCPDP standard designed for use by high-volume dispensers of pharmaceuticals, such as retail pharmacies. Version D0 is the transaction standard under HIPAA.
Non-Formulary Drugs	The medications, which are defined as commercially available drug products not included in the VA National Formulary.

Notice of Intent (NOI)

A document that describes a subject area for which the Federal Government is considering developing regulations. It may describe what the government considers to be the relevant considerations and invite comments from interested parties. These comments can then be used in developing a Notice of Proposed Rulemaking (NPRM) or a final regulation.

Notice of Proposed Rulemaking (NPRM)

A document that describes and explains regulations that the Federal Government proposes to adopt at some future date, and invites interested parties to submit comments related to them. These comments can then be used in developing the final rules.

Office of Management & Budget (OMB)

A Federal Government agency that has a major role in reviewing proposed Federal regulations.

Open System Interconnection (OSI)

A multi-layer ISO data communications standard. Level Seven of this standard is industry-specific, and HL7 is responsible for specifying the level seven OSI standards for the health industry.

Outpatient Pharmacy Electronic Claims Coordinator (OPECC)

This is a designated individual at each site who will be responsible for monitoring NCPDP claims using the ECME module. The OPECC will resolve claim rejection issues with the appropriate parties, make data corrections, and resubmit claims.

Orderable Item

An Orderable Item name and dosage form that has no strength attached to it (e.g., Acetaminophen). The name with a strength attached is the Dispense Drug name (e.g., Acetaminophen 325mg).

Payer	In health care, an entity that assumes the risk of paying for medical treatments. This can be an uninsured patient, a self-insured employer, or a health care plan or Health Maintenance Organization (HMO).
PAYERID	HCFA's term for their National Payer ID initiative.
PBM	A Pharmacy Benefit Manager (PBM) is a third party administrator of prescription drug programs. They are primarily responsible for processing and paying prescription drug claims.
Placeholders	Physical and/or logical data elements that are referenced and placed within a data structure that have a data definition but may or may not currently exist within the system. The value of these data elements are not currently maintained by the software but are established for future iterations of system development related to Billing Aware.
Potentially Billable Event	A service, which has all required data elements associated with it. These data elements are collected in the VistA Clinical Application.
Professional Component	Charges for physician services. Examples include physician who reads the Electrocardiogram (EKG) and an Emergency Room physician who provides treatment.
Provider Taxonomy Codes	A code set for identifying the provider type and area of specialization for all health care providers. A given provider can have several Provider Taxonomy Codes. The BCBSA maintains this code set.
Secretary	Under HIPAA, this refers to the Secretary of the US Department of Health and Human Services or his/her designated representatives. [45 CFR 160.103].

Segment	Under HIPAA, this is "...a group of related data elements in a transaction". [45 CFR 162.103]
Service	Medical care and items such as medical diagnosis and treatment, drugs and biologicals, supplies, appliances, and equipment, medical social services, and use of hospital Regional Primary Care Hospital (RPCH) or Skilled Nursing Facility (SNF) facilities.
Standard	Under HIPAA, this is "... a prescribed set of rules, conditions, or requirements describing the following information for products, systems, services or practices (1) Classification of components, (2) Specification of Materials, performance or operations, (3) Delineation of procedures. [45 CFR 160.103]
Standard Setting Organization (SSO)	Under HIPAA, this is "...an organization accredited by ANSI that develops and maintains standards for information transactions or data elements, or any other standard that is necessary for, or will facilitate the implementation of this part." [45 CFR 160.103]
Standard Transaction	Under HIPAA, this is "... a transaction that complies with the applicable standard adopted under this part." [45 CFR 162.103]
Statement of Work (SOW)	A document describing the specific tasks and methodologies that will be followed to satisfy the requirements of an associated contract or MOU.
Third Party Administrator (TPA)	An entity that processes health care claims and performs related business functions for a health plan.

Third (3rd) Party Claims Transaction

Health care insurance claims submitted to an entity for reimbursement of health care bills. Under HIPAA, this is "...the exchange of information between two parties to carry out financial or administrative activities related to health care." [45 CFR 160.103]

TRICARE Patient

A TRICARE patient is a patient that is receiving services due to being covered by TRICARE . His/her TRICARE insurance will be billed for the prescription.

UB-92

A uniform institutional claim form developed by the National Uniform Billing Committee (NUBC) that has been in use since 1993.

Unstructured Data

This term usually refers to data that is represented as free-form text, as an image, etc., where it is not practical to predict exactly what data will appear where.

‘Verify’ a Prescription

After a prescription order has been ‘Finished’ the prescription must be ‘Verified’ by an authorized VistA user, through the administration of the system security key SOP. This is a critical step in the process of generating an electronic claim.

Veterans Health Information Systems and Technology Architecture (VistA)

Acronym for Veterans Health Information Systems and Technology Architecture, the new name for Decentralized Hospital Computer Program (DHCP).

Workgroup for Electronic Data Interchange (WEDI)

A health care industry group that lobbied for HIPAA A/S, and that has a formal consultative role under the HIPAA legislation.

(This page included for two-sided copying.)

11 Acronyms

Acronym	Description
AITC	Austin Information Technology Center
ADPAC	Automated Data Processing Application Coordinator
AMA	American Medical Association
ANS	American National Standards
ANSI	American National Standards Institute
A/S	Administrative Simplification
ASC	Accredited Standards Committee
ASTM	American Society for Testing and Materials
BCBSA	Blue Cross and Blue Shield Association
CDES	ECME User Screen
CMOP	Consolidated Mail Outpatient Pharmacy
CMS	Centers for Medicare & Medicaid
COB	Coordination of Benefits
DD	Data Dictionary
DEA	Drug Enforcement Administration
DHHS	Department of Health and Human Services
DUR	Drug Utilization Review
ECME	Electronic Claims Management Engine
EComm	Electronic Commerce
EDI	Electronic Data Interchange
FILEMAN	VistA FileMan
GUI	Graphical User Interface
HCFA	Health Care Financing Administration
HCPCS	HCFA Common Procedural Coding System
HFMA	Healthcare Financial Management Association
HHS	Department of Health and Human Services
HIAA	Health Insurance Association of America
HIPAA	Health Insurance Portability and Accountability Act
HL7	Health Level Seven
IB	Integrated Billing
ICD	International Classification of Disease
ICD-9-CM	International Classification of Disease, 9 th revision, Clinical Modification
ICD-9-PCS	International Classification of Disease, 9 th revision, Procedure Coding System
IG	Implementation Guide
IRMS	Information Resources Management Service
ISO	International Standards Organization
JCAHO	Joint Commission on Accreditation of Healthcare Organizations

Acronym	Description
MOU	Memorandum of Understanding
NCHS	National Center for Health Statistics
NCPDP	National Council for Prescription Drug Programs
NDC	National Drug Code
NDF	National Drug File
NOI	Notice of Intent
NPF	National Provider File
NPI	National Provider Identifier
NPRM	Notice of Proposed Rulemaking
NPS	National Provider System
NSF	National Standard Format
NUBC	National Uniform Billing Committee
OMB	Office of Management and Budget
OPECC	Outpatient Pharmacy Electronic Claims Coordinator
OSI	Open System Interconnection
OTC	Over the Counter
POS	Point of Sale
SOW	Statement of Work
SSO	Standard Setting Organization
TPA	Third Party Administration
VA	Department of Veterans Affairs
VAMC	Department of Veterans Affairs Medical Center
VHA	Veterans Health Administration
VistA	Veterans Health Information Systems and Technology Architecture
WEDI	Workgroup for Electronic Data Interchange

12 Index

A

Accessing Pharmacy ECME Manager Menu, 89
Accessing the ECME Pharmacy COB Menu, 81
Acronyms, 199
Add/View Comments, 45, 53

B

BPS Nightly Background Job, 181

C

Change View, 23
Claim Results and Status, 111
Claims Submitted, Not Yet Released, 131
Claims Tracking, 53
Close Claim, 39
Closed Claims Report, 138
CMOP/ECME Activity Report, 125
Continuous Update, 18

D

Display Update, 19
Display Update, 106

E

ECME Claims-Response Inquiry, 157
ECME Main Menu, 11
ECME Menu Options, 8
ECME Menu Structures, 7
ECME Setup - Pharmacies, 165
ECME Transaction Maintenance Options, 90
ECME User Screen, 13
Edit Basic Pharmacy ECME Parameters, 95
Edit ECME Pharmacy Data, 97
Exit from ECME User Screen, 80

F

Further Research Screen, 47

G

Glossary, 183
Group Plan Menu, 63

I

IB (Integrated Billing) Events Report, 59
Insurance Details, 49
Introduction, 1

N

Non-Billable Status Report, 143

O

On-Hold Copay Listing, 56

Online Help, 4

Orientation, 3

Other Reports, 157

P

Payable Claims, 113

Payable Rejected Claims, 119

Payer Sheet Detail, 160

Pharmacy ECME Setup Menu, 94

Pharmacy ECME User Screen, 9

Pharmacy Electronic Claims Reports, 110

Pharmacy Electronic Claims Reports Menu Structure, 10

Potential Secondary Rx Claims Report, 81

Potential TRICARE Claims Report, 83

Print Claim Log, 66

Process Secondary/Tricare Rx to ECME, 85

R

Recent Transactions, 132

Related Manuals, 5

Release Copay, 57

Reopen Closed Claims (hidden option), 73

Resubmit Claim, 36

Resubmit with Edits (hidden option), 76

Reversal Claims Report, 127

Reverse Payable Claim, 33

S

Send to Worklist, 70

Sort List, 31

Spending Account Report, 151

Statistics Screen, 103

Submitting Primary Claims for TRICARE and Dual Eligibility Patients, 87

Submitting Secondary Claims, 86

T

Third Party Inquiry, 55

Totals by Date, 137

Turn-around time statistics, 167

U

Update Continuously, 105

V

Variations to the Close claim process, 43, 45, 92

View Eligibility, 50

View Prescription, 51, 64

View/Unstrand Claims, 90

Z

Zero (clear) Statistics, 106