



Special Instructions / Other Print Info and Injection Sites for BCMA v3.0

RELEASE NOTES

PSB*3*68

September 2012

Table of Contents

1. Introduction.....	1
2. Special Instructions/Other Print Info Enhancement	3
2.1. Virtual Due List (VDL) Modified	3
2.2. Three ways to display Special Instructions/Other Print Info on Each Medication Tab.....	3
2.3. Dialog Boxes Modified	5
2.4. Special Instructions/Other Print Info Pop-Up Boxes Modified.....	10
2.5. BCMA Cover Sheet Modified.....	10
2.6. BCMA Reports Modified.....	12
3. Injection Sites Enhancement	14
3.1. Conditions to enable Injection Site features.....	14
3.2. “Last Site” column displayed on the BCMA VDL	14
3.3. Options to Display Injection Site History.....	15
3.4. Injection Site History Dialog.....	16
3.5. Expanded Injection Site Needed Dialog.....	17
3.6. Multiple Administrations.....	19
4. Patient Safety Issue Corrections.....	19
5. Defect Fix for Remedy Tickets	20
6. New Service Requests (NSRs) Resolved	20
7. BCMA Online Help Update.....	20
8. Installation Details	20

1. Introduction

This document provides a feature summary of the Special Instructions and Other Print Info (SPECIAL INSTRUCTIONS/OTHER PRINT INFO) and Injection Sites functionality for Bar Code Medication Administration (BCMA) v3.0 project, patch PSB*3*68.

Installation instructions for PSB*3*68 are included in the patch description. See page [20](#) of these Release Notes for additional installation details.

- When installing PSB*3*68, a second part of the install will immediately begin running in the background and will create a new index for the injection site. This may take 20 to 30 hours to complete.
- After installing the patch, and upon opening BCMA, be sure to expand the last column which is entitled “Last Site.” The default is approximately 8 characters, depending on screen resolution, use of capitals or lower case, etc. After you expand the column, BCMA will remember the width each time you log in.

Patches PSB*3*58, PSB*3*61, PSB*3*62, PSS*1*171, PSJ*5*267 and PSB*3*67 must be installed prior to PSB*3*68.

Highlights

- The following dialogs and popups that include Special Instructions/Other Print Info were widened and modified to accommodate unlimited text sent via Inpatient Medications.
 - Special Instructions/Other Print Info pop-up boxes
 - Medication Log
 - Unable to Scan
 - Multiple/Fractional Dose
 - PRN Medication Log
 - PRN Effectiveness Log
 - Scan IV
- Title bar for Special Instructions/Other Print Info modified.
- Three methods added to display Special Instructions/Other Print Info on demand for each medication tab.
- New methods added to display Special Instructions/Other Print Info from the Cover Sheet.
- Last Site Column added to the VDL showing the location of the last injection site for the orderable item.

- Expanded Injection Site Needed dialog displays during administration of applicable medications, showing injection site history to assist with injection site rotation.
- Injection Site History dialog added showing the previous injection sites, up to 4, for the orderable item and all injection sites for the patient within the time frame for the parameter selected.

BCMA Reports

- All reports that contain Special Instructions/Other Print Info were modified to accommodate unlimited text.
- The report dialog boxes of some of the BCMA reports were modified to allow the user to include/exclude Special Instructions/Other Print Info from the reports.

Patient Safety Issue Correction

- Patient Safety Issues, PSPO 42, 1466, and 2037 resolved with PSB*3*68.

BCMA Online Help System Update

- The Online Help system has been updated for BCMA.

2. Special Instructions/Other Print Info Enhancement

Inpatient Medications and BCMA Special Instructions/Other Print Info fields were modified to support an unlimited amount of text. This text is received from the Provider Comments that are entered in the Computerized Patient Record System (CPRS) order entry screen by the provider, and then optionally edited by the Pharmacist in Inpatient Medications. Previously, the Inpatient Medications character length for Special Instructions was 180 characters and for Other Print Info 60 characters.

2.1. Virtual Due List (VDL) Modified

Special Instructions/Other Print Info will display on the VDL under the Active Medication. If the total height of the administration row including Special Instructions/Other Print Info is equal to or greater than 19 lines, the following message displays for all three med tabs in place of Special Instructions/Other Print Info (bold red text): “Too much information to display. Use right-click menu to display full text.”

Example: VDL Display

Stat...	Ver	Hsm	Type	Active Medication	Dosage
G	***		C	NICOTINE 14MG/24HR PATCH PATCH NICOTINE 14MG/24HR PATCH remove and reapply daily at 0900 and 1700.	14MG/24HRS, BID
	***		P	INSULIN,ASPART,HUMAN 100UNT/ML INJ INSULIN,ASPART,HUMAN 100 UNIT/ML I... Too much information to display. Use right-click menu to display full text.	SLIDING SCALE, Q1H PRN
	***		P	ALBUTEROL INHL,ORAL ALBUTEROL 90MCG (CFC-F) 200D ORAL I... 2 PUFFS 3X DAILY AS NEEDED FOR WHEEZING	2 PUFFS, TID PRN

2.2. Three ways to display Special Instructions/Other Print Info on Each Medication Tab

The following three ways will display Special Instructions/Other Print Info for orders that contain them.

- Special Instructions/Other Print Info Right Click Menu

Example: Special Instructions/Other Print Info Right Click Menu

Stat...	Ver	Hsm	Ty...	Active Medication	Dosage	Route	Admin Time
	***		C	GENTAMICIN INJ,SOLN GENTAMICIN 40MG/ML INJ 2ML	40MG/1ML, Q4H	INTRAMUSC...	03/30@2100
	***		C	DIGOXIN TAB	0.25MG, BID	ORAL	03/30@1700
	***		C	N	G/24HRS, BID	TRANSDER...	03/30@1700
	***		C	IN	ER UNITS--DO USE U, BID	SUBCUTAN...	03/30@1700
	***		C	H	00UNIT/1ML, Q4H	SUBCUTAN...	03/31@0100
	***		C	L	/1ML, Q4H	INTRAMUSC...	03/31@0100

HOLD FOR OVERSEDATION

- Special Instructions/Other Print Info Due List Menu

Example: Special Instructions/Other Print Info Due List Menu

File	View	Reports	Due List	Tools	Help		
Missing Dose	Medic						
Add Comment Display Order F4 Special Instructions / Other Print Info F6 Injection Site History F7 Mark Med History Missing Dose PRN Effectiveness Unable to Scan Sort By Refresh F5							
BCMPATIENT,TWEL SSN = 000-00-1212 DOB = 4/16/1983 (28) Height = *, Weight = * Location = CARDIO CA			CPRS Med Order Flag Virtual Due List Parameter Start Time: 03/30@1600				
ALLERGIES: fentar							
Stat...	Ver	Hsm	Ty...	Active Medication	Dosage	Route	Admin Time
	***				40MG/1ML, Q4H	INTRAMUSC...	03/30@2100
	***				0.25MG, BID	ORAL	03/30@1700
	***				14MG/24HRS, BID	TRANSDER...	03/30@1700

- Special Instructions/Other Print Info Shortcut Function Key (F6)

Example: Special Instructions/Other Print Info Shortcut (F6)

Stat...	Ver	Hsm	Ty...	Active Medication	Dosage	Route	Admin Time	Las
	***		C	HYDRALAZINE *HIGH ALERT* TAB HYDRALAZINE HCL 25MG TAB Too much information to display. Use right-click menu to display full text.	50MG, Q4H	ORAL	02/07@1700	GIV
	***		C	ALENDRONATE TAB ALENDRONATE 10MG TAB GIVE ON EMPTY STOMACH	30MG, Q4H	ORAL	02/07@1700	GIV
	***		C	DIGOXIN TAB DIGOXIN (LANOXIN) 0.25MG TAB Hold for HR < 60				
	***		C	LEVETIRACETAM TAB LEVETIRACETAM 250MG TAB				

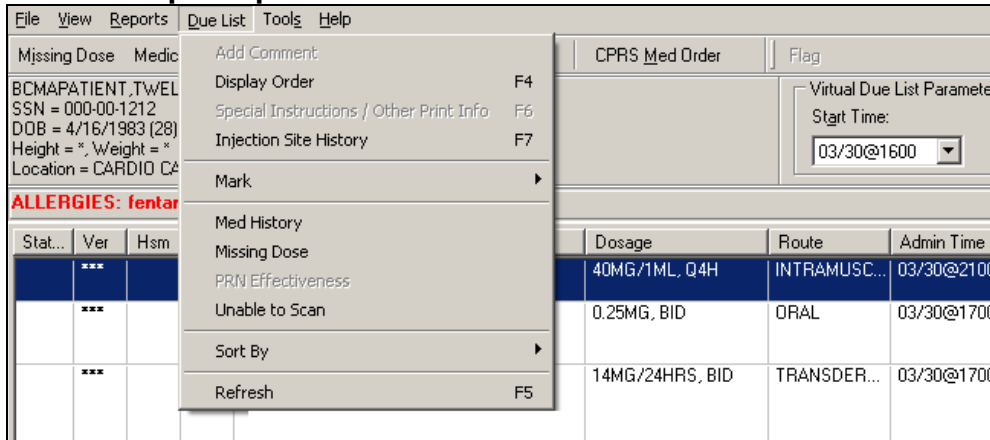
Special Instructions

GIVE ON EMPTY STOMACH

OK

- The above options will be disabled (grayed out) for orders that do not contain Special Instructions/Other Print Info.

Example: Special Instructions/Other Print Info Disabled

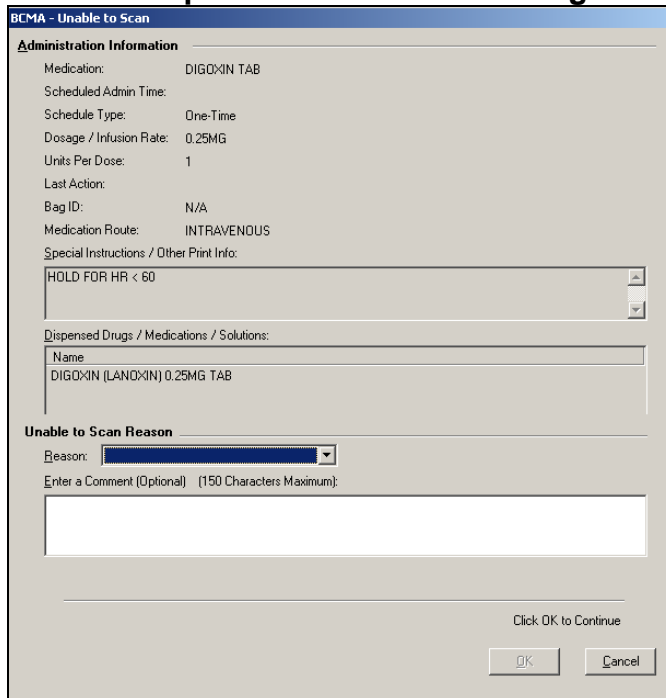


2.3. Dialog Boxes Modified

The following dialog boxes were modified by allowing the Special Instructions/Other Print Info box to expand the full width of the dialog box. A conditional vertical scroll bar and word wrap were added. The vertical height of the Special Instructions/Other Print Info display within the dialog boxes is 6 lines.

- **Unable to Scan Dialog**

Example: Unable to Scan Dialog



- Medication Log Dialog

Example: Medication Log Dialog

Medication Log

Active Medication: CIMETIDINE TAB
 Dispensed Drug: CIMETIDINE 300MG TAB
 Special Instructions / Other Print Info:
 WATCH WHILE ON WARFARIN

Message:
 Admin is 129 minutes before the scheduled administration time

Confirm Continuous Medication
 Enter a Comment (150 Characters Maximum)

OK Cancel

- Multiple/Fractional Dose Dialog

Example: Multiple/Fractional Dose Dialog

Multiple Dose

Active Medication: ALENDRONATE TAB
 Dosage Ordered: 30MG
 Special Instructions / Other Print Information:
 GIVE ON EMPTY STOMACH

Dosage: 30MG Units per Dose: 3

ALENDRONATE 10MG TAB Unable to Scan
 ALENDRONATE 10MG TAB Unable to Scan
 ALENDRONATE 10MG TAB Unable to Scan

Enter a Comment (Optional) (150 Characters Maximum):

Scanner Status: **Not Ready**
 Enable Scanner Done Cancel

- PRN Medication Log Dialog

Example: PRN Medication Log Dialog

PRN Medication Log

Active Medication: ALBUTEROL INHL,ORAL
 Dispensed Drug: ALBUTEROL 90MCG (CFC-F) 200D ORAL INHL

Vitals (click + for the last four):

Vital	Value	Date/Time
Temp		No Entries Found
Pain	2	1/19/2012@09...
BP		No Entries Found

Special Instructions/Information:
 2 PUFFS 3X DAILY AS NEEDED FOR WHEEZING

Last Four Actions:

Date/Time	Action	Type	Reason	Units Given
1/19/2012@0924	GIVEN	PRN	Anxiety	1
1/18/2012@1545	GIVEN	PRN	Anxiety	1
9/28/2011@1139	GIVEN	PRN	Cough	1
8/25/2011@1703	GIVEN	PRN	Constipation	1

* Units Given do not display in the table above for orders with multiple dispensed drugs.

Schedule: TID PRN
 Last Given: 0d 4h 54m ago on 1/19/2012@0924

I have reviewed the schedule and last administration of this medication.

Select a Reason:
 Pain Score:

OK Cancel Med History

- PRN Effectiveness Log Dialog

Example: PRN Effectiveness Log Dialog

PRN Effectiveness Log

Selected Administration

Active Medication: ALBUTEROL
 Dispensed Drug: ALBUTEROL 90MCG (CFC-F) 200D ORAL INHL

Vitals (click + for the last four):

Vital	Value	Date/Time
Temp		No Entries Found
Pain	4	1/27/2012@16...
BP		No Entries Found
Pulse		No Entries Found

Special Instructions / Other Print Info:
 2 PUFFS 3X DAILY AS NEEDED FOR WHEEZING

Enter a PRN Effectiveness Comment: (80 Characters Maximum)

Pain Score: Value: Date/Time: FEB 02, 2012@15:29

OK Cancel Med History

PRN List (Select administration to document):

Orderable Item	Units Given	Administration Time	Reason Given	Admin...	Location
HEPARIN *HIGH ALERT*	1	1/27/2012@1654	Arrhythmia	NEW...	CARDIO CARDIO-2
HEPARIN *HIGH ALERT*	1	1/20/2012@1505	Anxiety	NEW...	CARDIO CARDIO-2
ALBUTEROL	1	1/20/2012@1130	Chest Pain	NEW...	CARDIO CARDIO-2
TRAZODONE	1	1/20/2012@1129	Arrhythmia	NEW...	CARDIO CARDIO-2
ALBUTEROL	1	1/19/2012@0924	Anxiety	NEW...	CARDIO CARDIO-2
ALBUTEROL	1	1/18/2012@1545	Anxiety	NEW...	CARDIO CARDIO-2

* Units Given do not display in the table above for orders with multiple dispensed drugs.

Exit

- Scan IV Dialog

Example: Scan IV Dialog

In all of the above dialog boxes, if Special Instructions/Other Print Info text exceeds 6 lines, a scroll bar and “Display Instructions” button appear. The following message displays in bold red text: “<Scroll down or click ‘Display Instructions’ for full text>.” When the “Display Instructions” button is clicked, Special Instructions/Other Print Info will display in the pop-up.

Following are examples of dialog boxes with Special Instructions/Other Print Info text that exceed 6 lines.

Example: Unable to Scan Dialog Box

BCMA - Unable to Scan

Administration Information

Medication: HEPARIN*DIALYSIS*TPN*2000unt=2ML VI INJ,SOLN
 Scheduled Admin Time: 3/21/2012@0300
 Schedule Type: Continuous
 Dosage / Infusion Rate: INFUSE OVER 60 MINUTES
 Units Per Dose: N/A
 Last Action: GIVEN: 3/20/2012@1444
 Bag ID: N/A
 Medication Route: INTRAVENOUS

Special Instructions / Other Print Info: <Scroll down or click 'Display Instructions' for full text> **Display Instructions**

THIS TPN REQUIRES CYCLING.
 ENSURE FINGER STICKS ARE BEING MONITORED DURING CYCLE

RUN @ 50ML/HR x
 1HR
 RUN @ 83ML/HR x

Dispensed Drugs / Medications / Solutions:

Name
 HEPARIN FOR T(P)PN 500 UNITS
 DEXTROSE 20% 500 ML

Unable to Scan Reason

Reason:

Enter a Comment (Optional) (150 Characters Maximum):

Click OK to Continue

Example: Scan IV Dialog Box

Scan IV

Bag Information

Current Bag Status: INFUSING
 IV Bag Number: 746WS11
 Medication Route: INTRAMUSCULAR

Medication / Solutions:

ACYCLOVIR 20 MG
 AMINO ACID 6% 500 ML

Other Print Info: <Scroll down or click 'Display Instructions' for full text> **Display Instructions**

THIS TPN REQUIRES CYCLING...
 ENSURE FINGER STICKS ARE BEING MONITORED DURING CYCLE

RUN @ 50ML/HR x
 1HR
 RUN @ 83ML/HR x

Order Changes

Enter a Comment (150 Characters Maximum):

Select an Action:

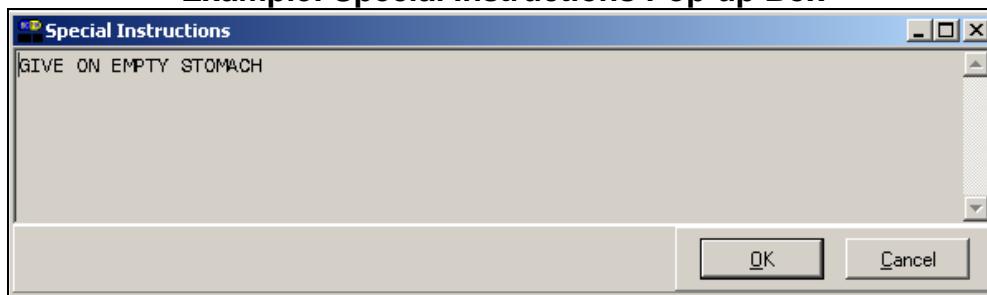
Select an Injection Site:

2.4. Special Instructions/Other Print Info Pop-Up Boxes Modified

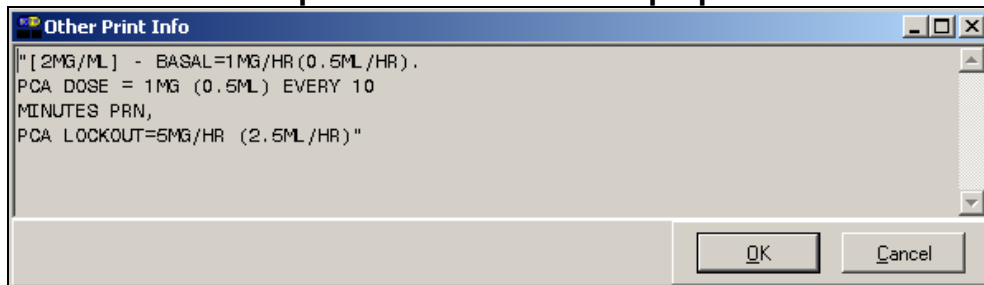
- The title bar of the pop-up for Special Instructions/Other Print Info now reflects the type of information contained in the dialog, Special Instructions or Other Print Info. Special Instructions displays for Unit Dose and IV Push administrations, while Other Print Info display for IVPB and large volume IV medications.
- The default size of the Special Instructions pop-up box is approximately 80 characters wide with a minimum height of 6 lines. The width cannot be changed, and the height will automatically resize to accommodate the length of the message. If the vertical height of the message exceeds the size of the screen, a vertical scroll bar displays.

If the total height of the administration row, including Special Instructions, is equal to or greater than 19 lines, the following message displays in place of Special Instructions (bold red text): **“Too much information to display. Use right-click menu to display full text.”**

Example: Special Instructions Pop-up Box



Example: Other Print Info Pop-up Box



2.5. BCMA Cover Sheet Modified

- For orders containing Special Instructions/Other Print Info that exceed 180 characters on the Cover Sheet, the message: “Too much information to display. Use right-click menu to display full text” will be displayed.

Example: BCMA Cover Sheet

+	UD	Active	***	C	CORTICOTROPIN INJ	20 ml, INTRAVE...	BID	DUE 02/08@1700		08/24@1612	08/18@1612
-	UD	Active	***	C	LEVETIRACETAM TAB	500MG, ORAL	BID	MISSED 01/24@0900	Too much information to display. Use right-click menu to display full text	01/18@1304	01/17@1304
					Action By						
					+	MBN 01/23@1239	GIVEN				
+	IV	Active	***	C	DOLASETRON INJ	100 ml/hr, INTR...				04/07@1201	04/06@1201
+	IVP/I...	Active	***	C	GENTAMICIN INJ.SOLN	INFUSE OVER ...	Q4H	MISSED 02/06@1700	Expand your awareness. S...	01/22@0017	04/21@0018
+	IV	Active	***	C	FUROSEMIDE INJ.SOLN	50 ml/hr, INTRA...			Too much information to display. Use right-click menu to display full text	01/31@1255	07/29@1257
Future [0 Orders]											
Expired/DC'd [0 Orders]											

- For orders containing Special Instructions/Other Print Info that exceed 180 characters on the Cover Sheet, the hover text message: “Too much information to display. Use right-click menu to display full text” will be displayed while hovering over a Special Instructions/Other Print Info field exceeding 180 characters.

Example: BCMA Cover Sheet Hover Text

	VDL...	Status	Ver	Ty...	Medication	Dosage, Route	Schedule	Next Action	Special Instructions	Order Start Date	Order Stop...
+	UD	Active	***	P	TRAZODONE TAB	, ORAL	BID PRN			08/12@1542	02/08@1541
+	UD	Active	***	P	ALBUTEROL INHL,ORAL	2 PUFFS, INHA...	TID PRN		2 PUFFS 3X DAILY AS NE...	04/07@1157	04/06@1157
	UD	Active	***	C	ACYCLOVIR CAP,ORAL	200MG, ORAL	Q4H	MISSED 11/03@0900		04/14@1124	04/13@1124
-	UD	Active	***	C	INSULIN NPH HUMAN (NOVOL...	100 units, SUBC...	TID	DUE 02/09@0900	Too much information to display. Use right-click menu to display full text	01/18@1312	06/16@1312
	UD	Active	***	C	ALENDRONATE TAB	30MG, ORAL	Q4H	MISSED 02/07@2100	GIVE ON EMPTY STOMA...	06/22@2400	06/22@1635
+	UD	Active	***	C	HYDRALAZINE "HIGH ALERT" T...	50MG, ORAL	Q4H	MISSED 01/22@0900	Too much information to display. Use right-click menu to display full text	01/19@1323	07/16@1322
	IVP/I...	Active	***	C	HYDROMORPHONE "POTENT" R...	2MG/1ML, IV P...	TID	MISSED 01/22@0900	Too much information to display. Use right-click menu to display full text	01/22@0016	07/20@0016
+	UD	Active	***	C	DIGOXIN TAB	0.25MG, ORAL	BID	MISSED 01/22@0900	Too much information to display. Use right-click menu to display full text	01/22@0016	07/20@0016
	UD	Active	***	C	NICOTINE 14MG/24HR PATCH P...	14MG/24HR...	BID	MISSED 08/02@0900	remove and apply daily...	07/28@1602	07/27@1602
+	UD	Active	***	C	CORTICOTROPIN INJ	20 ml, INTRAVE...	BID	DUE 02/08@1700		08/24@1612	08/18@1612

- The following two methods will also display Special Instructions/Other Print Info on the Cover Sheet.
 - Special Instructions/Other Print Info Right Click Menu

Example: Special Instructions/Other Print Info Right Click Menu

IVP/I...	Active	***	C	HYDROMORPHONE "POTENT" R...	2MG/1ML, IV P...	TID	MISSED 01/22@0900	Too much information to display. Use right-click menu to display full text	01/22@0016	07/20@0016	
-	UD	Active	***	C	DIGOXIN TAB	0.25MG, ORAL	BID	MISSED 01/22@1700			
					Action By						
					+	MBN 01/22@0102	HELD				
	UD	Active	***	C	NICOTINE 14MG/24HR PATCH P...	14MG/24HRS, ...	BID	MISSED 08/02@0900	re		
+	UD	Active	***	C	CORTICOTROPIN INJ	20 ml, INTRAVE...	BID	DUE 02/08@1700			
+	UD	Active	***	C	LEVETIRACETAM TAB	500MG, ORAL	BID	MISSED 01/24@0900	Tr		
+	IV	Active	***	C	DOLASETRON INJ	100 ml/hr, INTR...					
+	IVP/I...	Active	***	C	GENTAMICIN INJ.SOLN	INFUSE OVER ...	Q4H	MISSED 02/06@1700	Expand your awareness. S...	01/22@0017	04/21@0018
+	IV	Active	***	C	FUROSEMIDE INJ.SOLN	50 ml/hr, INTRA...			Too much information to display. Use right-click menu to display full text	01/31@1255	07/29@1257

- Special Instructions/Other Print Info Shortcut Key (Alt+Ctrl+S)

Example: Special Instructions/Other Print Info Shortcut Key (Alt+Ctrl+S)

+	UD	Active	***	P	HEPARIN "HIGH ALERT" INJ.SOLN	100000 UNIT/1M	Q4H PRN		PER PROTOCOL	08/30@1243	02/26@1240
+	UD	Active	***	P	Special Instructions				2 PUFFS 3X DAILY AS NE...	04/07@1157	04/06@1157
+	UD	Active	***	C	Hold for HR < 60					04/07@1308	04/06@1158
+	UD	Active	***	C				MISSED 01/19@1700		04/14@1124	04/13@1124
+	UD	Active	***	C				MISSED 11/03@0900		01/18@1312	06/16@1312
+	UD	Active	***	C				DUE 02/09@0900	Too much information to display. Use right-click menu to display full text	01/18@1323	07/16@1322
+	UD	Active	***	C				MISSED 02/07@2100	GIVE ON EMPTY STOMA...	06/22@2400	06/22@1635
+	UD	Active	***	C				MISSED 01/22@0900	Too much information to display. Use right-click menu to display full text	01/18@1323	07/16@1322
+	IVP/I...	Active	***	C				MISSED 01/22@0900	Too much information to display. Use right-click menu to display full text	01/22@0016	07/20@0016
-	UD	Active	***	C				MISSED 01/22@1700	Hold for HR < 60	07/28@1602	07/27@1602
					+	MBN 01/22@0102	HELD				

- The above options will be disabled (grayed out) for orders that do not contain Special Instructions/Other Print Info.

Example: Special Instructions/Other Print Info Disabled

UD	Active	***	C	LEVETIRACETAM TAB	500MG, ORAL	BID	MISSED 01/24@0900	Too much information to dis...	01/18@1304	01/17@1304
IV	Active	***		DOLASE TRON INJ	100 ml/hr, INTR...					04/06@1201
				Bag...	Action					
				750... MBN 01/20@1030	COMPLETED					
				750... MBN 01/19@1546	COMPLETED					
				750... MBN 10/12@1458	COMPLETED					
				750... RPK 06/24@1754	COMPLETED					
IVP/I...	Active	***	C	GENTAMICIN INJ.SOLN	INFUSE OVER ...	Q4H	MISSED 02			04/21@0018
IV	Active	***		FUROSEMIDE INJ.SOLN	50 ml/hr, INTRA...			Too much information to dis...	01/31@1255	07/29@1257

2.6. BCMA Reports Modified

The following BCMA reports were modified to invoke a 74 character word wrap for Special Instructions/Other Print Info to accommodate unlimited text.

- Medication Administration History (MAH) Report
- Display Order Detail Report
- Due List Report
- IV Bag Status Report
- Cover Sheet Report – Medication Overview Report
- Cover Sheet Report – PRN Overview Report
- Cover Sheet Report – IV Overview
- Cover Sheet Report – Expired/DC'd/Expiring Report

When printing the MAH report to a printer, if Special Instructions/Other Print Info need to flow to another printed page, a blank line with the message: “CONTINUED ON NEXT PAGE***” is printed before the page break. The message: “***CONTINUED FROM PREVIOUS PAGE ***” and a blank line is printed on the subsequent page after the page headers.

Special Instructions was moved below the Initials field and starts on a separate line to allow for wrapping and unlimited text. The field is now entitled “Special Instructions.”

Example: MAH Report

Continuing/PRN/Stat/One Time Medicatstment Record (VAF 10-2970 B, C, D) Run Date: DEC 16, 2011@14:37
Page: 1

Patient: BCMAPATIENT, THIRTEEN : 000-00-131: DOB: JAN 1, 1951 (60)
 Sex: FEMALE It: ** Ward: ORTHO Rm ORTHO-2
 Dx: BONE FRACTURE : Mvmt: JUN 3, 2011@11:27:47 Type: TRANSFER

ADRs: No ADRs on file.

Allergies: ASPIRIN, IBUPROFEN

Start Date and Time	Stop Date and Time	Ad TiZ/10/2011	12/11/011	12/12/2011	12/13/2011	12/14/2011	12/15/2011	12/16/2011
12/08/2011 @09:53	12/22/2011 @09:46	04 06 08 10 12 14 16 18						
Cimetidine TAB Cimetidine 300MG TAB Give: 600MG PO Q2H								
RPH: GSSSN RN: SPECIAL INSTRUCTIONS: Watch this drug while still on Warffhis is the long version of the Special Instructions and continue p line of 74 character text on to three lines of WP text.								
11/30/2011 @15:51	12/14/2011 @15:51	01 05 09 13 17 21						
FENTANYL **MYLAN BRAND** PATCH FENTANYL 25MCG/HR PATCH Give: 25MCG/HR PATCH TRANSDERMAL Q4H								
RPH: GSSSN RN: SPECIAL INSTRUCTIONS: Watch patch for signs of swelling outer edge, remove immediately when observed and apply antihistamin liberally.								
11/30/2011 @15:50	12/14/2011 @15:50	03 10 15 21						
FLUCONAZOLE *HIGH ALERT* TAB FLUCONAZOLE 100MG TAB Give: 100MG PO Q6H								
RPH: GSSSN RN: SPECIAL INSTRUCTIONS:								

Report 1 of 1
Print Local
Print
Next
Cancel

The report dialog boxes of the following BCMA reports were also modified to display a checkbox that allows the user to include/exclude SPI/OPI from the reports. The checkbox is unchecked by default, which excludes Special Instructions/Other Print Info from the reports.

- Due List Report
- IV Bag Status Report
- Cover Sheet Report – Medication Overview Report
- Cover Sheet Report – PRN Overview Report
- Cover Sheet Report – IV Overview
- Cover Sheet Report – Expired/DC'd/Expiring Report

3. Injection Sites Enhancement

BCMA now allows the nurse at the time of medication administration to see the location of up to the last four injection sites for the orderable item, displayed without time limits and all injection site entries for the patient within the time frame (nn) specified by the BCMA Site Parameter, “Injection Site History Max Hours.” The default is 72 hours.

3.1. Conditions to enable Injection Site features

The new injection site functionality applies to injectable administrations that participate in injection site rotation. When the following conditions are met, the Last Site column will be populated, Injection Site History options will be enabled, and the expanded Injection Site Needed dialog will display for applicable administrations.

Unit Dose Tab:
If the administration is on the Unit Dose Tab, and “PROMPT FOR INJ SITE IN BCMA” = YES in the Medication Routes file (#51.2).
IVP/IVPB Tab:
If the administration is on the IVP/IVPB tab, and IV TYPE = SYRINGE, subtype INTERMITTENT or IV TYPE = CHEMOTHERAPY, subtype SYRINGE, subtype INTERMITTENT, and MEDICATION ROUTE = Intramuscular, Subcutaneous, or Intradermal, and “PROMPT FOR INJ SITE IN BCMA” = YES, and “DISPLAY ON IVP/IVPB TAB IN BCMA?” = YES in the Medication Routes file (#51.2).

3.2. “Last Site” column displayed on the BCMA VDL

A new column, “Last Site”, was added to the VDL on the Unit Dose and IVP/IVPB tabs, displaying the last injection site that was indicated for the orderable item, for administrations that participate in injection site rotation. The column appears in the last position to the right of the “Last Action” column.

Example: Last Site Display

Stat...	Ver	Hsm	Ty...	Active Medication	Dosage	Route	Admin Time	Last Action	Last Site
	***		P	LORAZEPAM INTRAMUSCULAR/IV PUSH INJ LORAZEPAM 2MG 1ML INJ Severity score / dose >11 give 4 mg 10-11 give 3 MG 8-9 give 2MG 6-7 give 1MG 0-5 0 MG If score remains >5, obtain order to increase Lorazepam dosing to new scale.	2MG/1ML, Q3H PRN	INTRAMUSC...		GIVEN: 2/20/2012@2156	Arm, Left Upper
	***		P	INSULIN ASPART HUMAN 100UNT/ML INJ INSULIN ASPART HUMAN 100 UNIT/ML INJ Too much information to display. Use right-click menu to display full text.	SLIDING SCALE, Q1H PRN	SUBCUTAN...		GIVEN: 2/20/2012@2142	Abdomen, Left Upper Quad
	***		P	HEPARIN *HIGH ALERT* INJ,SOLN HEPARIN 5,000 UNITS 0.5ML SYRINGE PER PROTOCOL	10000UNIT/1ML, Q8H PRN	SUBCUTAN...		GIVEN: 2/20/2012@2153	Thigh, Left
	***		P	ALBUTEROL INHL,ORAL ALBUTEROL 90MCG (CFC-F) 200D ORAL INHL 2 PUFFS 3X DAILY AS NEEDED FOR WHEEZING	2 PUFFS, TID PRN	INHALATION ORAL		GIVEN: 2/6/2012@1433	

3.3. Options to Display Injection Site History

BCMA provides multiple ways to display Injection Site History for administrations that participate in injection site rotation.

- Right-click menu option, “Injection Site History”.

Example: Right-Click Menu

	***		O	DIGOXIN TAB DIGOXIN (LANOXIN) 0.25MG TAB HOLD FOR HR < 60	0.25MG, NOW	INTRAVEND...			
	***		O	THIORIDAZINE TAB THIORIDAZINE HCL 25MG TAB HOLD FOR HR < 60	12.5MG, NOW	ORAL			
	***		O	POTASSIUM CHLORIDE SR TAB,SA POTASSIUM CHLORIDE (K-DUR) 20MEQ SA... DO NOT ADMINISTER IF HR IS <60	20MEQ, NOW	ORAL			
	***		O	DEXTROSE 50% SYRINGE INJ,SOLN DEXTROSE 50% INJ 50ML SYR FOR USE WITH SICK INSULIN PROTOCOL. GLUCOSE (25GM): GLUCOSE 41-65 GIVE 25ML (1	25GM-50ML, NOW	INTRAVEND...			

Add Comment

Display Order F4

Special Instructions / Other Print Info F6

Injection Site History F7

Unable to Scan

Mark ▶

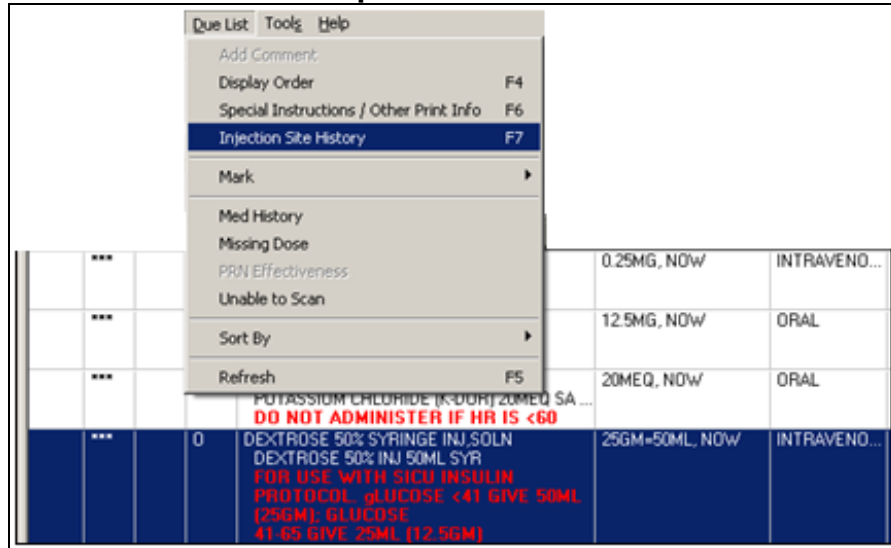
Med History

Missing Dose

BRN Effectiveness

- Due List menu option, “Injection Site History”.

Example: Due List Menu



- F7 shortcut option enabled.

3.4. Injection Site History Dialog

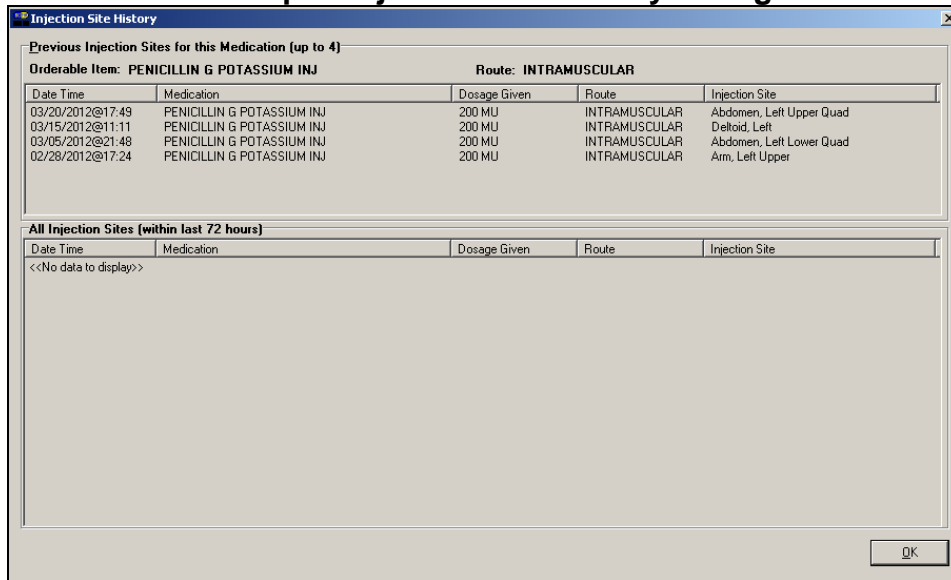
The Injection Site History Dialog displays two tables:

- “Previous Injection Sites for this Medication (up to 4)” shown at the top, lists the last four injection sites for the orderable item displayed without time limits. The name of the Orderable Item and the route are shown above the top table.
- “All Injection Sites (within last nn hours)” shown at the bottom, lists all injection site entries for the patient within the time frame (nn) specified by the BCMA Site Parameter, “Injection Site History Max Hours.” The default is 72 hours.

Note: If no data exists for the table, the message “<<No data to display>>” appears.

The following fields are displayed in each table: Date Time, Medication (orderable item name), Dosage Given, Route, and Injection Site – sorted in reverse date/time order.

Example: Injection Site History Dialog



3.5. Expanded Injection Site Needed Dialog

The expanded Injection Site Needed displays during administration of injectable medications when the conditions in section 3.1 are met. The information provided in the following tables will assist the nurse in deciding the location of the next injection site, to ensure proper injection site rotation.

- “Previous Injection Sites for this Medication (up to 4)” shown at the top, lists the last four injection sites for the orderable item displayed without time limits. The name of the Orderable Item and the route are shown above the top table.
- “All Injection Sites (within last nn hours)” shown at the bottom, lists all injection site entries for the patient within the time frame (nn) specified by the BCMA Site Parameter, “Injection Site History Max Hours.” The default is 72 hours.

Note: If no data exists for the table, the message “<<No data to display>>” appears.

The following fields are displayed in each table: Date Time, Medication (orderable item name), Dosage Given, Route, and Injection Site sorted in reverse date/time order.

On the Unit Dose tab:

1. The user selects the location on the patient where the medication is to be injected from the Select Injection Site drop-down list.
2. Click **OK**.

Example: Expanded Injection Site Needed Dialog on Unit Dose Tab

Injection Site Needed!

Previous Injection Sites for this Medication (up to 4)

Orderable Item: HEPARIN *HIGH ALERT* INJ.SOLN Route: SUBCUTANEOUS

Date Time	Medication	Dosage Given	Route	Injection Site
03/14/2012@13:24	HEPARIN *HIGH ALERT* INJ.SOLN	10000 UNITS	SUBCUTANEOUS	Buttock, Left
02/23/2012@15:00	HEPARIN *HIGH ALERT* INJ.SOLN	10000 UNITS	INTRAMUSCULAR	Buttock, Right
02/20/2012@21:53	HEPARIN *HIGH ALERT* INJ.SOLN	10000 UNITS	INTRAMUSCULAR	Thigh, Left
02/20/2012@21:37	HEPARIN *HIGH ALERT* INJ.SOLN	5000 UNITS	SUBCUTANEOUS	Abdomen, Right Upper Quad

All Injection Sites (within last 72 hours)

Date Time	Medication	Dosage Given	Route	Injection Site
03/20/2012@17:49	PENICILLIN G POTASSIUM INJ	200 MU	INTRAMUSCULAR	Abdomen, Left Upper Quad
03/20/2012@13:43	LORAZEPAM INTRAMUSCULAR/IV PUSH INJ	2 mg	INTRAMUSCULAR	Buttock, Right

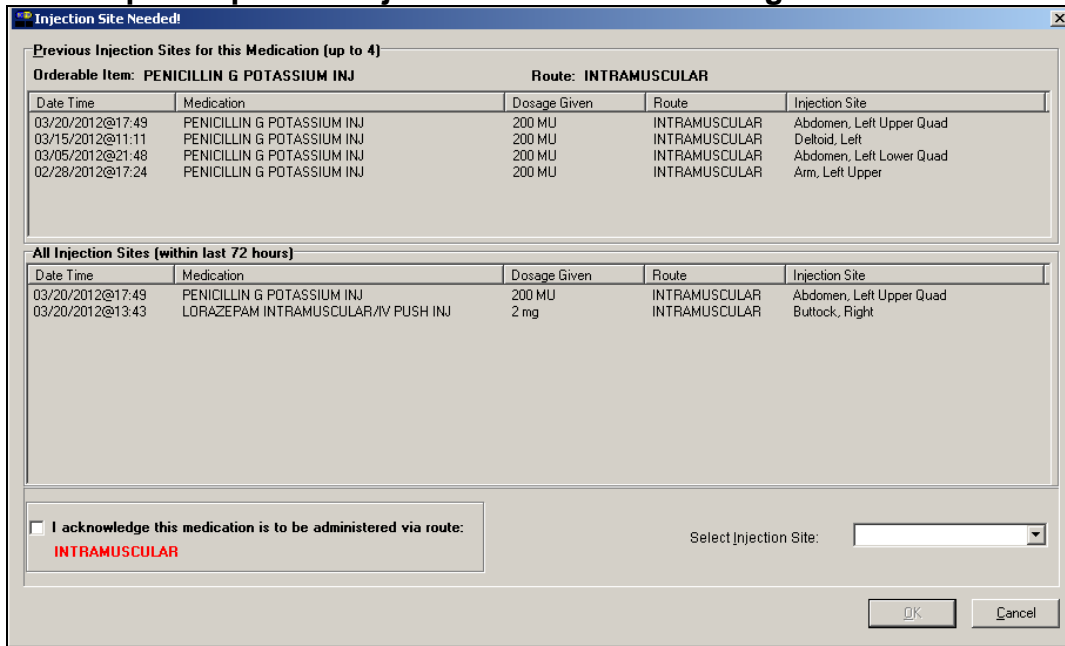
Select Injection Site:

OK Cancel

On the IVP/IVPB tab:

1. In the lower left of the following dialog, a checkbox is displayed with the statement: “I acknowledge this medication to be administered via route:_____.” The medication route is displayed in bold uppercase red text. The OK button remains disabled until the user confirms the acknowledgement statement by checking the checkbox and selecting an injection site.
2. The user selects the location on the patient where the medication is to be injected from the Select Injection Site drop-down list.
3. Click **OK**.

Example: Expanded Injection Site Needed Dialog on IVP/IVPB Tab



3.6. Multiple Administrations

When multiple administrations are selected, the Injection Site History menu option and corresponding F7 hotkey are disabled (grayed out) on both the Right click menu and the Due List Menu.

4. Patient Safety Issue Corrections

The following Patient Safety Issue corrections made with this patch:

- PSPO 42 – Special Instructions/Other Print Info too short corrected.
- PSPO 1466 – Provider Comments truncated when copying to Special Instructions corrected.
- PSPO 2037 – Unable to view all allergies/ADRs for patient on BCMA GUI corrected.

5. Defect Fix for Remedy Tickets

The following Remedy Tickets were resolved with this patch:

- HD480879 – Multiple Dose Dialog Box “Invalid Medications” popup modified to display whenever an invalid dose is scanned.
- HD488494 – BCMA modified to display all Allergies and ADRs for patients with more than one line of Allergies and ADRs.
- HD506938 – BCMA modified to always display Patient Record flag in Red.
- HD419658 – Special Instructions modified to print in full on Med Overview and PRN Overview Reports

6. New Service Requests (NSRs) Resolved

The following NSRs were resolved with this patch:

- 20031205 – Equalizing character limits
- 20081003 – BCMA Enhancement - Injection Sites

7. BCMA Online Help Update

The BCMA GUI Online Help system has been updated to include all released BCMA PSB*3*68 functionality.

8. Installation Details

A post install routine will run to initialize the New Kernel variable, PSB INJECTION SITE MAX HOURS, used for the new Injection Site History functionality in BCMA. This parameter may be changed, after this install, via the BCMA site parameters GUI client, per division, to match site policy. This new parameter will be initialized for all divisions having the Parameter "PSB ONLINE" set to **YES**, as shown below in the Example Install Message.

A second part of the post install procedure, BCMA Injection Site Cross Ref Builder, will be tasked in the background and begin running immediately. This process may take 20-30 hours to complete, depending on your sites BCMA MEDICATION LOG file size. BCMA can be used while this background job is running.

The background job will process the most recent Medical Administration records and work its way back through the BCMA MEDICATION LOG file until complete. The most recent records should be available for the Injection History Window in BCMA, in one to two hours. A MailMan message will be sent to the installer when the background job has completed. See below example.

The background job can be stopped by asking Taskman to stop. A MailMan message will be sent containing the progress of the Cross Ref Builder to that point. This procedure can be restarted later. It will resume where it left off.

The status of this background job can be checked by typing the Mumps command in Programmer Mode, as shown below in the Example Status Check.

The Post Install routine, PSB3P68, should be deleted manually after the MailMan message is received indicating the Cross Ref Builder is complete. See "Post Installation" section in the patch description for instructions on deleting the routine.

```
Example MailMan Message:
-----
Subj: BCMA Injection Site Cross Ref Builder Results [#141406]
02/23/12@15:42 6 lines
From: PSB3P68 POST INSTALL In 'IN' basket. Page 1
-----
BCMA Injection Site Cross Ref Builder Status: COMPLETED Feb 23,2012@15:23

      Total Records in file:      21,180,999
      Records processed:          21,180,999
      Total elapsed time:         1 5:22:32
      Percent complete:           100%
```

```
Example Status Check:
-----

UCI>D STATUS^PSB3P68

BCMA Injection Site Cross Ref Builder
Status: RUNNING since Feb 23, 2012@15:42:47
74% complete
```

```
Example Install Message:
-----

*** PSB*3*68 POST INSTALL NOW RUNNING ***

Initialize BCMA parameter PSB INJECTION SITE MAX HOURS...

      DIV                                MAX HRS

Before update

      ABC DIVISION
      XYZ DIVISION

After update

      ABC DIVISION                        72
      XYZ DIVISION                        72

BCMA Injection Site Cross Ref Builder

This request queued as Task # 4957178
```

A MailMan message will be sent to you when the Cross Reference Builder completes.