

Outpatient Pharmacy

OneVA Pharmacy

User Guide



Version 7.0

December 1997

(Revised February 2019)

Department of Veterans Affairs

Office of Information and Technology (OIT)

Enterprise Program Management Office

Revision History

When updates occur, the Title Page lists the new revised date and this page describes the changes. Bookmarks link the described content changes to its place within manual. There are no bookmarks for format updates. Page numbers change with each update; therefore, they are not included as a reference in the Revision History.

Date	Patch Number	Description
02/2019	PSO*7*532	<p>Changed the System Message under Use Case: Dispense Order from another VA Pharmacy Location</p> <p>Replaced "Steps to Turn on ONEVA PHARMACY FLAG (#101)" with "Pharmacy System Parameters Edit".</p> <p>Updated references of ONEVA PHARMACY FLAG (#3001) to (#101) throughout.</p> <p>Updated references of Outpatient Site file (#59) to PHARMACY SYSTEM File (#59.7) throughout.</p> <p>(HPS Clinical Sustainment Team, V. Herring & P. Wild)</p>
05/2017	PSO*7*479	<p>Modifies the prompt to the user when printing a OneVA Pharmacy label. (pg. ii, 14, 26, 27, and 30)</p> <p>(B. Thomas, Tech Writer)</p>
11/2016	PSO*7*454	Initial Issue

Table of Contents

- 1. Introduction 1**
 - 1.1. Purpose..... 1**
 - 1.2. Document Orientation..... 1**
 - 1.2.1. Organization of the Manual 1
 - 1.2.2. Assumptions 1
 - 1.2.3. Coordination..... 2
 - 1.2.4. Disclaimers 2
 - 1.2.4.1. Software Disclaimer 2
 - 1.2.4.2. Documentation Disclaimer 2
 - 1.2.5. Documentation Conventions 2
 - 1.2.6. References and Resources..... 3
 - 1.3. National Service Desk and Organizational Contacts 3**
- 2. System Summary 5**
 - 2.1. System Configuration..... 6**
 - 2.1.1. Host Site OneVA Pharmacy Flag Not Set On Message..... 7
 - 2.1.2. Pharmacy System Parameters Edit [PSS SYS EDIT]..... 7
 - 2.2. Data Flows 8**
 - 2.2.1. Use Case: View Orders..... 8
 - 2.2.2. Use Case: Dispense Order from another VA Pharmacy Location..... 10
 - 2.2.3. Use Case: OneVA Pharmacy Prescription Report 12
 - 2.3. User Access Levels 13**
 - 2.4. Continuity of Operation 13**
 - 2.4.1. New OneVA Pharmacy Checking for Prescriptions Message 13
 - 2.4.2. New OneVA Pharmacy System Down or Not Responding Message 14
 - 2.4.3. OneVA Pharmacy Patient Found No Rxs Informational Message 14
- 3. Getting Started 14**
 - 3.1. Logging On 14**
 - 3.2. System Menu 14**
 - 3.3. Changing User ID and Password..... 15**
 - 3.4. Exit System..... 15**
 - 3.5. Caveats and Exceptions 15**
 - 3.5.1. Label Reprinting..... 15
 - 3.5.2. Target Vista Time Out Awaiting Reply Message 15
 - 3.5.3. Host Site OneVA Pharmacy Flag Not Set On 15
- 4. Using the Software 16**
 - 4.1. Patient Prescription Processing [PSO LM BACKDOOR ORDERS]..... 16**
 - 4.1.1. Selecting a Patient 16
 - 4.1.2. View Order Rxs from other VA Pharmacy Locations 16

4.1.3.	Patient Information View	18
4.1.4.	Medication Profile View	18
4.1.4.1.	Medication Profile View Example with 'Non-VA MEDS'	21
4.1.5.	Dispense (Local) Order Originating from Dispensing (Local) Site	22
4.1.6.	Dispense Rx Order from another VA Pharmacy Location	22
4.1.6.1.	Refill Prescription Order	24
4.1.6.2.	Partial Fill Prescription Order	26
4.1.6.3.	Drug Matching Process	29
4.1.6.3.1.	Drug Matching: One-to-One	29
4.1.6.3.2.	Drug Matching: One-to-Many	30
4.1.6.3.3.	Drug Matching: No Drug Match	31
4.1.6.3.4.	Drug Matching: Exception Messages	31
4.2.	OneVA Pharmacy Prescription Report [PSO REMOTE RX REPORT]	32
4.2.1.	OneVA Pharmacy Report Menu	32
4.2.2.	Accessing OneVA Pharmacy Reports	33
4.2.2.1.	Selecting a Report and Report Search Options	33
4.2.2.2.	Search Option D – DATE RANGE	34
4.2.2.3.	Search Option P – PATIENT	35
4.2.2.4.	Search Option S – SITE	36
4.2.3.	OneVA Pharmacy Report Content	38
5.	Troubleshooting	39
5.1.	Special Instructions for Error Correction	40
6.	Acronyms and Abbreviations	40
7.	Appendix	42
A.	Frequently Asked Questions (FAQ)	42

1. Introduction

1.1. Purpose

The purpose of the OneVA Pharmacy User Manual is to describe the new capability that will allow a Pharmacist from any VA Pharmacy location to refill or partial a patient's prescription that originated from another VA Pharmacy location, contingent on the host site status where the prescription originated.

In addition, this User Manual will provide instructions on how to obtain the details of the prescriptions dispensed by another VA Pharmacy location by introducing the new OneVA Pharmacy report menu.

Lastly, Frequently Asked Questions (FAQs) are addressed regarding the new OneVA Pharmacy capabilities and limitations.

1.2. Document Orientation

1.2.1. Organization of the Manual

The OneVA Pharmacy User Manual contains the following sections:

- 'Introduction' section that includes the assumed experience and skill level a user will have in order to use the software patch and provides the specifics related to the support of the software. This section also lists the references, resources, documentation conventions, disclaimers, and the organization of the manual.
- 'System Summary' section that includes the system configuration steps necessary to turn on the OneVA Pharmacy software and the data flow diagrams for the View Orders, Dispense Order from another VA Pharmacy Location, and OneVA Pharmacy Prescription Report Use Cases. This section also lists specific messages for the user regarding continuity of operation.
- 'Getting Started' section provides the overview of logging into the system, introduces the system menu, and lists the caveats and exceptions for this software patch.
- 'Using the Software' section provides the detailed steps for using the OneVA Pharmacy capability within both the 'PATIENT PRESCRIPTION PROCESSING [PSO LM BACKDOOR ORDERS]' and the 'ONEVA PHARMACY PRESCRIPTION REPORT [PSO REMOTE RX REPORT]' menus.
- 'Troubleshooting' section includes common system messages and actions to take if a significant error occurs.
- 'Acronyms and Abbreviation' section lists all acronyms and abbreviations used throughout this document.
- 'Appendix' details the Frequently Asked Questions (FAQs) associated with the new capabilities and provides the programs limitations.

1.2.2. Assumptions

The OneVA Pharmacy User Manual assumes the user has the following experience/skills:

- User has basic knowledge of the Veterans Health Information Systems and Technology Architecture (VistA) system (such as the use of commands, menu options, and navigation tools).
- User has access to the ‘Rx (PRESCRIPTIONS) [PSO RX]’ menu within VistA and holds appropriate security keys for their user role, such as PSORPH, to identify the user as a Pharmacist.
- User has completed any prerequisite training.

1.2.3. Coordination

The Veterans Affairs Medical Center (VAMC) VistA Coordinator responsible for the implementation of OneVA Pharmacy patch will address the ability of Pharmacists to fulfill non-controlled substance prescriptions from any VA Pharmacy location where a prescription originated at another VA Pharmacy site.

The Audience for this User Manual is the Pharmacist and anyone else eligible to fulfill prescriptions (non-controlled).

The OneVA Pharmacy Implementation Manager and the Implementation team will coordinate with the Regional VistA Services teams for a National Rollout using a phased approach. As part of the distribution and installation of the OneVA Pharmacy patch, the deployment will include a checklist to confirm that the site connects to VAs Enterprise Messaging Infrastructure (eMI) Enterprise Service Bus (ESB) located in the Austin Information Technology Center (AITC).

1.2.4. Disclaimers

1.2.4.1. Software Disclaimer

Employees of the Federal Government in the course of their official duties developed this software at the Department of Veterans Affairs (VA). Pursuant to title 17 Section 105 of the United States Code this software is not subject to copyright protection and is in the public domain. VA assumes no responsibility whatsoever for its use by other parties, and makes no guarantees, expressed or implied, about its quality, reliability, or any other characteristic. We would appreciate acknowledgement if the software is used. This software can be redistributed and/or modified freely if any derivative works bear some notice that they are derived from it, and any modified versions bear some notice that they have been modified.

1.2.4.2. Documentation Disclaimer

The appearance of external hyperlink references in this manual does not constitute endorsement by the VA of this Web site or the information, products, or services contained therein. VA does not exercise any editorial control over the information found at these locations. Such links are consistent with the stated purpose of VA.



1.2.5. Documentation Conventions

All patient data displayed on screen images within this document consists of mocked up test data therefore there is no concern regarding misuse or violation of Personally Identifiable Information (PII) as defined in Office of Management and Budget (OMB) Memorandum M-07-1616.

Various symbols used throughout the documentation to alert the reader to special information. The following table gives a description of each of these symbols.

OneVA Pharmacy

Table 1: Documentation Symbols and Descriptions

Symbol	Description
	NOTE: Used to inform the reader of general information including references to additional reading material
	CAUTION: Used to caution the reader to take special notice of critical information

1.2.6. References and Resources

References and resources for the OneVA Pharmacy patch available on the VA Software Document Library (VDL) and are as follows:

- [Pharm: Outpatient Pharmacy: Technical Manual/Security Guide](#)
- [OneVA Pharmacy Release Notes: provides an overview of features and functions that are new with this patch.](#)
- [Pharm: Outpatient Pharmacy: Deployment, Installation, Rollback, and Back-out Plan - provides information necessary to install the software.](#)
- [Pharm: Outpatient Pharmacy: User Manual – Manager: includes the processing and functions for the Manager.](#)
- [Pharm: Outpatient Pharmacy: User Manual – Pharmacist Menu: includes the processing and functions for the Pharmacist.](#)
- [Pharm: Outpatient Pharmacy: User Manual – Supplemental: includes information about the OneVA Pharmacy label printing.](#)
- [Pharm: Outpatient Pharmacy: User Manual – Technician: includes the processing and functions for the Technician.](#)

OneVA Pharmacy training videos are available and can be found by following these links:

Training Video – View Order Use Case

https://thebitsgroup.sharepoint.com/sites/Collab/OneVA/_layouts/15/guestaccess.aspx?guestaccesstoken=tcfMDx1L5KCE%2bYwXcpVhzOZWY6TLA0MlcqvRG0d5lJs%3d&docid=1a8fecf5b24e441c49e0bef5343c64d3c&rev=1

Training Video - Dispense Order From Another Location

https://thebitsgroup.sharepoint.com/sites/Collab/OneVA/_layouts/15/guestaccess.aspx?guestaccesstoken=WWtW%2bGtN3d19wif%2bjOArtKlt5OrRY6v7m1ptnxa8Sbc%3d&docid=16ec25932acc149a487fc7dbb1d8fa255&rev=1

1.3. National Service Desk and Organizational Contacts

The following table lists the Operational Tier 1 through Tier 5 Support resources for the OneVA Pharmacy VistA patch including the National Service Desk (NSD), Regional Application Service Line, Clinical Product Support team, OneVA Pharmacy Development team, and VistA maintenance support team.

OneVA Pharmacy



The support entities listed in the following table does not include support for the integration areas that are part of the OneVA Pharmacy software but not part of the OneVA Pharmacy patch. Not included is support for eMI ESB, HL7, nor for the HDR/CDS Repository.

Table 2: OneVA Pharmacy Support Entities

Name	Role	Gov or non-Gov	FTE	Org	Contact Info
Tier 1: National Service Desk	NSD Tier 1 Support	Gov	No change to existing VistA support FTE	NSD	Phone: 1-855-NSD-HELP
Tier 2: National Service Desk	NSD Tier 1 Support	Gov	No change to existing VistA support FTE	NSD	Service Desk Manager (SDM) trouble tickets
Tier 3: Regional Application Service Line	Install Patch – Tier 3	Gov	No change to existing VistA support FTE	OI&T Field Operations	Region 1 – Kaylene Zimmer 360-816-6158 Region 2 – Stefan Test 850-293-0858 Region 3 – Jenny Stafford 901-601-0641 Region 4 – Mike Fournier 603-998-4714 Region 6 – Derik Frioud 303-370-7715
Tier 4: EPMO – Clinical Product Support Team – Clin 1	Clin 1 Support/Provider Systems	Gov	No change to existing VistA support FTE	EPMO, OI&T	SDM trouble tickets

Name	Role	Gov or non - Gov	FTE	Org	Contact Info
Tier 5: Development Team for first 30-days after National Release	Support defect fixing if identified after National Release. The development team is responsible for development and release of all fix patches for defects occurring with the first 30-days of release.	Non - Gov	No change to existing VistA support FTE	VHA Innovations Program	Bill Jutzi, William.Jutzi@va.gov 503.794.2899 Kathy Coupland Kathleen.Coupland@va.gov 404.803.4547
Tier 5: VistA Maintenance Team subsequent to first 30-days	Support defect fixing if identified 30-days after National Release. The VistA Maintenance team is an existing long-term team that works closely with application services line representatives to implement patches beyond the 30-day warranty period.	Non - Gov	No change to existing VistA support FTE	EPMO, OI&T	SDM trouble tickets Todd Downing 404-648-2232

2. System Summary

OneVA Pharmacy software provides the Department of Veterans Health Administration (VHA) the capability to allow Veterans traveling across the United States to refill or partial their active VA non-controlled substance prescriptions at any VA Pharmacy location regardless of where the prescription originated. The patch expands available pharmacy information in VistA to Pharmacists, providing direct access to any active and refillable prescription from any VA Pharmacy location.

OneVA Pharmacy software provides a foundation to build and extend new capabilities to the Veteran.

Patch PSO*7.0*454 is being released to enhance VistA’s “Patient Prescription Processing [PSO LM BACKDOOR ORDERS]” menu (found within the VistA Pharmacy Outpatient Pharmacy package). The OneVA Pharmacy patch will allow the Pharmacist to query for and refill patient’s active and refillable prescriptions from other VA Pharmacy VistA instances.

The overall OneVA Pharmacy software design has several components. They are:

1. Veterans Health Information Systems and Technology Architecture (VistA) (Patch PSO*7.0*454)
2. Health Level 7 (HL7) Messaging
3. Enterprise Messaging Infrastructure (eMI) Enterprise Service Bus (ESB)
4. Health Data Repository/Clinical Data Service (HDR/CDS) Repository

VistA is the user interface where a pharmacist uses the “Patient Prescription Processing [PSO LM BACKDOOR ORDERS]” menu (found within the VistA Pharmacy Outpatient Pharmacy package) to query for and refill patient’s active and refillable prescriptions from other VA Pharmacy VistA instances. Patch PSO*7.0*454 uses Health Level 7 (HL7) messaging to query and receive remote prescription details to and from the Health Data Repository/Clinical Data Services (HDR/CDS) Oracle Repository.

The VistA instance where the Veteran is requesting the refill or partial is considered the ‘dispensing’ VistA instance. This patch allows a Pharmacist, using a ‘dispensing’ VistA instance, to refill or partial prescription that originated from another VA Pharmacy VistA instance and print a prescription label. The VA Pharmacy VistA instance where the prescription originated and currently exists is the ‘host’ VistA instance. The host VistA instance is where the update to the prescription record is made once the fill is processed. The label data elements are extracted from the host VistA instance and returned to the dispensing site via HL7 creating the OneVA Pharmacy label. The bar code on the label will be valid at the host site but not at the dispensing site.

The OneVA Pharmacy patch sends the HL7 query message through the Enterprise Service Bus (ESB) Enterprise Messaging Services (eMI). eMI executes a Web Service call to query the HDR/CDS Repository for specific medication information obtained from all VA Pharmacy’s VistA sites. The eMI configuration contains filtering processes that applies specific business rules against the HDR/CDS Web Service call to return the appropriate prescriptions to the dispensing VistA. VistA and eMI communicate using HL7 v2.5.1 over Minimal Layer Protocol (MLLP). Communication to the HDR/CDS Repository takes place via Simple Object Access Protocol (SOAP) Web Services.

The medication data elements return to the dispensing site via HL7 messaging. Once the prescriptions arrive at the dispensing site, they display below any 'local' prescriptions on the Medication Profile view. The prescriptions displayed to the Pharmacist sort by VA Pharmacy site and status. The dispensing Pharmacist can view the remote prescriptions and select one to refill or partially fill. For label printing, VistA triggers the HL7 message stream that executes during the refill or partial fill prescription processes. The host label data elements are returned to the dispensing site within the HL7 segment. The event triggers the Pharmacist to select the dispensing sites printing device to print a host label.

2.1. System Configuration

To use OneVA Pharmacy, the user turns on the ‘ONEVA PHARMACY FLAG (#101)’. The ‘ONEVA PHARMACY FLAG (#101)’ is located on the ‘PHARMACY SYSTEM File (#59.7)’ file. This field will allow each division to toggle the OneVA Pharmacy logic 'on' or 'off' depending on current needs. The user changes the field by using ‘FILEMAN [FM]’ and editing

OneVA Pharmacy

the 'ONEVA PHARMACY FLAG (#101)' field. The software patch delivers the 'ONEVA PHARMACY FLAG (#101)' in the 'off' state. When this flag is in the 'off' state, the HDR/CDS Repository is not queried for external prescriptions and other VistA instances will not be able to refill prescriptions that belong to the VistA instance with the flag set to the 'off' state. When in the 'on' state, all prescription queries and actions may be taken for remote queries, refills, and partial fills. In order to process prescriptions from another VistA instance, that instance will also need to have its 'ONEVA PHARMACY FLAG (#101)' set to the 'on' state.

2.1.1. Host Site OneVA Pharmacy Flag Not Set On Message

If the 'ONEVA PHARMACY FLAG (#101)' is not set to the 'on' state at the host site, the dispensing site will receive the following message:

The OneVA Pharmacy flag is turned 'OFF' at this facility. Unable to process refill/partial fill requests. Queries will NOT be made to other VA Pharmacy locations.

2.1.2. Pharmacy System Parameters Edit [PSS SYS EDIT]

The *Pharmacy System Parameters Edit* [PSS SYS EDIT] option allows the user to edit the Pharmacy System Parameters used in PDM.

Example: Pharmacy System Parameters Edit [PSS SYS EDIT] Option

```
Select Pharmacy Data Management Option: Pharmacy System Parameters Edit

PMIS PRINTER: LASSIE                PRINTER HALLWAY
PMIS LANGUAGE: ?
    This language will be used as the default for the printing of Patient
    Medication Instruction Sheets (PMIS).
    Choose from:
        1      English
        2      Spanish
PMIS LANGUAGE: 1 English
WARNING LABEL SOURCE: ?
    Enter "N" for NEW to use commercial data source for warning labels.
    Choose from:
        N      NEW
WARNING LABEL SOURCE: N NEW
CMOP WARNING LABEL SOURCE: ?
    Enter "N" for NEW to use commercial data source for CMOP warning labels.
    Choose from:
        N      NEW
CMOP WARNING LABEL SOURCE: N NEW
OPAI WARNING LABEL SOURCE: ?
    Enter "N" for NEW to use commercial data source for OPAI warning labels.
    Choose from:
        N      NEW
OPAI WARNING LABEL SOURCE: N NEW
```

```

AUTOMATE CPRS REFILL: ?
    Enter Y to process CPRS refills automatically or N to process manually in
    Pharmacy backdoor.
    Choose from:
        0          NO
        1          YES
AUTOMATE CPRS REFILL: NO//


ONEVA PHARMACY FLAG: ?
    Select '1' to turn on the OneVA Pharmacy remote prescription logic. Select
    '0' to turn it off.
    Choose from:
        1          ON
        0          OFF
ONEVA PHARMACY FLAG:
Select Pharmacy Data Management Option:

```

A new field, ONEVA PHARMACY FLAG (#101) was created in the PHARMACY SYSTEM File (#59.7) with Patch PSO*7*497. This field will allow sites to toggle the OneVA Pharmacy logic 'on' or 'off' depending on current needs. The user changes the field value by using the *Pharmacy System Parameters Edit* [PSS SYS EDIT] Option

Patch PSS*1*212 delivered the ONEVA PHARMACY FLAG field in the 'off' state. When this flag is in the 'off' state, the HDR/CDS Repository is not queried for external prescriptions and other VistA instances will not be able to refill prescriptions that belong to the VistA instance with the flag set to the 'off' state. When in the 'on' state, all prescription queries and actions may be taken for remote queries, refills, and partial fills. In order to process prescriptions from another VistA instance, that instance will also need to have its 'ONEVA PHARMACY FLAG set to the 'on' state.

*****Important*****



DO NOT turn on the OneVA Pharmacy Flag until directed to do so. The software will be released, deployed, and installed with the activation flag set to the “off” position. The Existing Product Intake Program (EPIP) Implementation Team will coordinate with the sites Pharmacy Automatic Data Processing Application Coordinator (ADPAC) on the specific date in which to activate the software.

2.2.Data Flows

2.2.1.Use Case: View Orders

When the Pharmacist enters a request to display the Medication Profile view from a dispensing VistA instance, a query message is sent to eMI. eMI will harvest the necessary information to send a request to the HDR/CDS Repository for the patient’s prescriptions. The response is transformed into another message that contains the patient’s prescription data. The patient’s prescription data is returned to the dispensing VistA instance and displayed on the Medication OneVA Pharmacy

Profile screen on VistA. This process is referred to as the OneVA Pharmacy View Orders Use Case.

The ‘View Orders’ Use Case describes the process for users to view all of a patient’s active, suspended, on hold, discontinued, or expired prescription orders. This process allows a user to view prescription order information in one place whether the order originated from a dispensing or host VistA instance.



The OneVA Pharmacy’s feature to query the HDR/CDS Repository (step 2 in the flow of events) will not execute if the patient has not been treated at more than one VA Medical Center.

Actors

- User (e.g. Pharmacist)
- Dispensing VistA Instance
- HDR/CDS Repository
- eMI ESB (proxy to host VistAs)

Pre-Conditions

- Patient must have an Integration Control Number (ICN)
- Patient must have information populated in the system
- User must have accessed the ‘RX (PRESCRIPTIONS) [PSO RX]’ menu within VistA and hold the appropriate security keys for their user role, such as PSORPH to identify the user as a Pharmacist. (No separate Security Key required.).

Flow of Events

1. User enters the Medication Profile view.
2. The dispensing VistA instance will retrieve the prescriptions from HDR/CDS Repository.
3. The dispensing VistA instance will send a request via the eMI ESB to the HDR/CDS Repository with the patient identifiers to retrieve the prescriptions with a status of ‘**Suspended**’, ‘**Active**’, ‘**Hold**’, “**Discontinued** (within the past 120 days)” or “**Expired** (within the past 120 days)” from all previous treatment facilities *excluding* local facility.
4. The eMI ESB will exclude the Clinical Data Health Care Repository/Department of Defense (CHDR/DoD) prescriptions that are available in the HDR/CDS Repository for active dual patients.

Exceptions

- 2a. Patient Not Found
- 2b. Patient Found, No Prescription Records
- 2c. eMI ESB is not accessible.
- 2d. HDR/CDS Repository is not accessible.
- 2e. Multiple Patients Found
- 3a. Patient Found, No Prescription Records Matching Filter

System Message

- 1a. Please wait. Checking for prescriptions at other VA Pharmacy locations. This may take a moment. . .
- 1b. Eligibility: RX PATIENT STATUS: OPT NSC
- 2a. Patient Identifier Not Found
- 2b. Patient Found with no Prescription Records
- 2c. The system is down or not responding. Press RETURN to continue.
- 2d. The RX Database is not Responding to the Request
- 2d. The RX Database responded with an error
- 2e. Multiple Patient Matches Found – Correct MVI (note: MVI is the Master Veteran Index. Please know the acronym is not spelled out in the error message.)
- 3a. Patient Found with no Prescription Records Matching Search Criteria

2.2.2. Use Case: Dispense Order from another VA Pharmacy Location

When a Pharmacist selects a prescription from the Medication Profile screen on a dispensing VistA instance (to refill a prescription for a Veteran visiting this location), an HL7 ‘Pharmacy Treatment Dispense’ message transmits via eMI. eMI will receive the request, determine the destination facility, and forward the message to the host VistA instance. The host VistA instance will process the message, decrement the number of refills remaining, update the last fill date, and if a partial request, update the partial information. The host VistA will create an HL7 message (Prescription Refill/Partial Services Response) which contains the prescription label information. eMI will route the HL7 message back to the dispensing VistA instance, displaying the completion of the transaction to the Pharmacist on the screen. The Medication Profile view refreshes by executing the View Order Use Case again. The refilling or partial filling of a prescription order is referred to as the OneVA Pharmacy Dispense Order from another VA Pharmacy Location Use Case.

The ‘Dispense another VA Pharmacy Order’ Use Case describes the process for users to dispense an order that originated from another VA Pharmacy location. Once the user executes the View Order Use Case, the user can select an active prescription from the Medication Profile view that originated in another VA Pharmacy VistA instance to dispense. After selecting the prescription and executing the fill order request, the system will send a message to the originating host VistA instance. This request will decrement the prescription count, but will not affect the inventory of the host facility. When the decrement is successful, communication is made back to the dispensing VistA instance to complete the process and to print a prescription label.

Actors

- User (e.g. Pharmacist)
- Dispensing VistA Instance
- eMI ESB
- Host VistA Instance

Pre-Conditions

- Patient must have an ICN.
- Patient must have information populated in the system
- Dispensing VistA instance has the required amount of prescribed medication inventory on-hand.
- User must have accessed the 'RX (PRESCRIPTIONS) [PSO RX]' menu within VistA and hold the appropriate security keys for their user role, such as PSORPH to identify the user as a Pharmacist. (No separate Security Key required.).

Flow of Events

1. User selects a prescription that originated from another VA Pharmacy VistA instance and RF (Refill) from the Medication Profile view.
2. The prescription must be in 'Active' status.
3. The dispensing VistA instance will send a refill order request to the eMI ESB.
4. The eMI ESB will route the refill order request to the host VistA instance.
5. The host VistA will conduct order checks.
 - a. The host VistA will update the prescription order and decrement refills.
 - b. The host VistA will create a prescription label.
6. The dispensing VistA instance will dispense medication.
7. The dispensing VistA instance will print the label to the dispensing location printer.

Alternate Flow

1. User selects a prescription that originated from another VA Pharmacy VistA instance and PF (Partial fill) from the Medication Profile view.
2. The prescription must be in 'Active' status.
3. The dispensing VistA instance will send a partial fill order request to the eMI ESB.
4. The eMI ESB will send a partial fill order request to the host VistA instance.
5. The host VistA will conduct order checks.
 - a. The host VistA will update the prescription order and update partial fill date.
 - b. The host VistA will create a prescription label.
6. The dispensing VistA instance will dispense medication.
7. The dispensing VistA instance will print the label to the dispensing location printer.

Exceptions

- 2. Status is not 'Active'
- 3a. eMI ESB is not accessible.
- 4a. The host VistA is not accessible
- 4b. The prescription is a controlled substance
- 5a. The host VistA instance fails the order.

System Message

- 1a. Please wait. Checking for remote prescriptions. This may take a moment...
- 1b. Eligibility: RX PATIENT STATUS: OPT NSC//
- 2. Only 'ACTIVE' remote prescriptions may be actioned at this time.

- 3a. The system is down or not responding. Press RETURN to continue.
- 3b. Invalid HL7 Data Format
- 4a. The system is down or not responding. Could not query other VA Pharmacy locations. Press RETURN to continue.
- 4b. Cannot refill Rx# xxxxxxxx. This is a controlled substance.
- 5a. The following are the various standard system messages that could display
 - *** Drug is inactive for Rx # xxxxxxxx cannot be refilled ***" (refill prescription not allowed on inactive drugs)
 - Can't refill Rx # xxxxxxxx it is not for this patient.
 - Cannot refill, Rx is discontinued or expired. Later Rx may exist.
 - Can't refill, no refills remaining.
 - This drug has been changed, No refills allowed.
 - The system is down or not responding (Connection Failed). Could not query prescriptions at other VA Pharmacy locations. Press RETURN to continue:
 - The system is down or not responding. The other VA Pharmacy location has not installed the OneVA Pharmacy functionality.
 - The system is down or not responding. The other VA Pharmacy location has installed the OneVA Pharmacy software, but is currently not accepting refill or partial fill request.

2.2.3. Use Case: OneVA Pharmacy Prescription Report

The 'OneVA Pharmacy Prescription Report' allows the user to access reports related to the orders created from the OneVA Pharmacy process. Once the user executes the OneVA Pharmacy Prescription Report, the user can generate three different reports. The reports allow the user to view prescriptions filled by another VA Pharmacy location or what other VA Pharmacy locations filled prescriptions for a targeted facility.

Pre-Conditions

- User has access to the OneVA Pharmacy Prescription Report [PSO REMOTE RX REPORT] menu
- User must have access to the 'RX (PRESCRIPTIONS) [PSO RX]' menu within VistA and hold the appropriate security keys for their user role, such as PSORPH to identify the user as a Pharmacist. (No separate Security Key required.)

Flow of Events

1. User selects a report option from the 'OneVA Pharmacy Prescription Report' menu.
 - a. User selects 'Prescriptions we have filled for other facilities' report.
 - b. User selects 'Our prescriptions, filled by other facilities' report.
 - c. User selects 'All activity for Other VA Pharmacy locations' report
2. User selects 'D' – 'Date Range' or go to step 3 or step 4
 - a. User enters start date.
 - b. User enters end date.
3. User selects 'P' - 'Patient' or go to step 4.
 - a. User enters Patient Name
4. User selects 'S' - 'Site'.

- a. User enters Institution Name.

2.3. User Access Levels

To access the OneVA Pharmacy software the user must have access to the 'RX (PRESCRIPTIONS) [PSO RX]' menu within VistA and hold the appropriate security keys for their user role, such as PSORPH to identify the user as a Pharmacist. (No separate Security Key required.).

2.4. Continuity of Operation

2.4.1. New OneVA Pharmacy Checking for Prescriptions Message

The OneVA Pharmacy software uses a new service call to the HDR/CDS Repository each time the Medication Profile view activates via the 'PATIENT PRESCRIPTION PROCESSING [PSO LM BACKDOOR ORDERS]' menu. This new service call activates if the patient has been treated at more than one VA Medical Center. This additional service call retrieves all prescriptions associated with the patient from the repository, which requires additional time. In order to execute the query to the HDR/CDS Repository, the user must accept the default of 'YES' to the 'Would you like to query prescriptions from other OneVA Pharmacy locations?' prompt and displayed in the following image.

Figure 1: Query Prescription from other OneVA Pharmacy Locations Prompt

```
Would you like to query prescriptions from other OneVA Pharmacy
locations? YES//
```

The user will receive the following message while the query processes:

Figure 2: OneVA Pharmacy Checking for Prescriptions Message

```
Please wait. Checking for prescriptions at other VA Pharmacy locations. This may
take a moment...
```



The OneVA Pharmacy's feature to query the HDR/CDS Repository will not execute if the patient has only one entry in the 'TREATING FACILITY LIST (#391.91)'. Prior to validating the 'TREATING FACILITY LIST' entries, the process filters on the following list of valid facility types: VAMC, M&ROC, M&ROC(M&RO), OC, OPC, CBOC, PR RTP, DOM, HCS, MC(M), MC(M&D), MORC, NHC, VANPH, SOC, SARRTP.

If there are not two or more valid entries, the system will not display the 'Executing OneVA Pharmacy Query Message' listed in the figure above nor will medications that originated from another VA Pharmacy location display on the Medication Profile view.

2.4.2. New OneVA Pharmacy System Down or Not Responding Message



 The system identifies and queries the HDR/CDS Repository for all the prescriptions that are active, suspended, on hold, expired (within 120 days), or discontinued (within 120 days). If the connection fails, the system is down message will display as shown in the following image.

Figure 3: OneVA Pharmacy System Not Responding Message

```
The system is down or not responding. Could not query prescriptions at other VA
Pharmacy locations.
Press RETURN to continue:
```



Contact local support if this problem persists.

 When the system is down message displays, the VistA session will continue to display the local/dispensing sites prescriptions on the Medication Profile view. There will be no indication if a patient is registered or has prescriptions on other sites (i.e., remote site prescriptions will not display on the Medication Profile view.)

2.4.3. OneVA Pharmacy Patient Found No Rx's Informational Message


 The system identifies and queries the HDR/CDS Repository but if the patient does not have any prescription records from other VA Pharmacy locations, matching the search criteria, the following informational message displays:

Figure 4: Informational Message Patient Exists but Has No Remote Prescriptions

```
When trying to query prescriptions at other VA Pharmacy
Locations the following message was encountered:
***
PATIENT FOUND WITH NO PRESCRIPTION RECORDS MATCHING SEARCH CRITERIA
***
Press RETURN to continue:
```

3. Getting Started

3.1. Logging On

The OneVA Pharmacy patch is an enhancement to the VistA 'PHARMACY [PS MENU]' > 'OUTPATIENT PHARMACY' package. To access the application, the user must enter access and verify codes to login.

3.2. System Menu

The OneVA Pharmacy patch is an enhancement to the VistA 'PHARMACY [PSO MENU]' > 'OUTPATIENT PHARMACY MANAGER [PSO MANAGER]' > 'RX (PRESCRIPTION)

[PSO RX]' menu. The user must have access to these menus in order to execute the OneVA Pharmacy software.

3.3.Changing User ID and Password

The OneVA Pharmacy feature occurs fully within the context of VistA and as such relies on the pre-existing procedures to log in and change the user password.

3.4.Exit System

The OneVA Pharmacy feature occurs fully within the context of VistA and as such relies on the pre-existing functionality to exit the system. The VistA application will also close if the user is inactive.

3.5.Caveats and Exceptions

3.5.1.Label Reprinting

The OneVA Pharmacy patch retrieves the prescription information for the label from the host site and transmits the data back to the dispensing site for printing. As of this writing, there is no 'REMOTE REPRINT' option available for OneVA Pharmacy orders. The 'REPRINT' action is not operational for the OneVA Pharmacy refills or partials, however, plans are being made to release a new action option as part of the OneVA Pharmacy Phase II initiative.

In order to reprint a label due to a paper jam, a malfunction of the printer, or the need to label multiple packages like inhalers, it is suggested to use the OneVA Pharmacy '[Partial Fill Prescription Order](#)' process and perform the transaction again.

3.5.2.Target VistA Time Out Awaiting Reply Message

OneVA Pharmacy remote refill and remote partial fill actions at times receives the following exception message:

MESSAGE SENT TO TARGET VISTA; TIME OUT AWAITING REPLY

Press RETURN to continue:

The user pressed RETURN and must execute the transaction steps for a second time. If the user repeats the transaction, the process successfully executes.

3.5.3.Host Site OneVA Pharmacy Flag Not Set On

As stated in the '[Systems Configuration](#)' section of this document, if the 'ONEVA PHARMACY FLAG (#101)' is not set to the 'on' state at the host site, the dispensing site will receive the following message:

The OneVA Pharmacy flag is turned 'OFF' at this facility. Unable to process refill/partial fill requests. Queries will NOT be made to other VA Pharmacy locations.

4. Using the Software

4.1. Patient Prescription Processing [PSO LM BACKDOOR ORDERS]

4.1.1. Selecting a Patient

Sign-in to the VistA system and select the menu option:

PATIENT PRESCRIPTION PROCESSING [PSO LM BACKDOOR ORDERS]

1. **Enter** a patient identifying information at the 'Select PATIENT NAME:' prompt.

Figure 5: Select PATIENT NAME Prompt

```
Select PATIENT NAME: PSOPATIENT,SIX
```



The process for selection a patient is unchanged. The system responds with the patient name, date of birth, and other patient information.

2. Press <ENTER> if this is the correct patient.

Figure 6: Patient Found Press RETURN to Continue Prompt

```
Select PATIENT NAME:   PSOPATIENT,SIX           2-13-61   666012136   NO
NSC VETERAN

No Patient Warnings on file for PSOPATIENT,SIX.

Press RETURN to continue...
```

3. Press <ENTER> if the 'Allergy Assessment' message is received:

Figure 7: Allergy Assessment Message

```
PSOPATIENT,SIX (666-01-2136)
No Allergy Assessment!

Press Return to continue:
```

4.1.2. View Order Rxs from other VA Pharmacy Locations

The system begins to execute the OneVA Pharmacy query for prescriptions from all other VA Pharmacy locations if it meets the conditions documented in the '[Continuity of Operation](#)' section of this document.

4. Press <ENTER> and accept the default of 'Yes' at the 'Query Prescription from other OneVA Pharmacy locations' prompt.

Figure 8: Query Prescription from other OneVA Pharmacy Locations Prompt


```
Would you like to query prescriptions from other OneVA Pharmacy
locations? YES//
```

After entering yes, the ‘OneVA Pharmacy Checking for Prescriptions’ information message displays.

The system will display the checking for prescriptions message as shown in the following image.

Figure 9: Executing OneVA Pharmacy Query Message

```
Please wait. Checking for prescriptions at other VA Pharmacy locations. This may
take a moment...
```

 The OneVA Pharmacy’s feature to query the HDR/CDS Repository will not execute if the patient has only one entry in the ‘TREATING FACILITY LIST (#391.91)’. Prior to validating the ‘TREATING FACILITY LIST’ entries, the process filters on the following list of valid facility types: VAMC, M&ROC, M&ROC(M&RO), OC, OPC, CBOC, PR RTP, DOM, HCS, MC(M), MC(M&D), MORC, NHC, VANPH, SOC, SAR RTP.

If there are not two or more valid entries, the system will not display the ‘Executing OneVA Pharmacy Query Message’ listed in the figure above nor will medications that originated from another VA Pharmacy location display on the Medication Profile view.



 The system identifies and queries the HDR/CDS Repository for all the prescriptions that are active, suspended, on hold, expired (within 120 days), or discontinued (within 120 days). If the connection fails, the system is down message will display as shown in the following image.

Figure 10: System is Down or Not Responding Exception Message

```
The system is down or not responding. Could not query prescriptions at other VA
Pharmacy locaitons.
Press RETURN to continue:
```

 [Contact local support](#) if this problem persists.

 When the system is down message displays, the VistA session will continue to display the local/dispensing sites prescriptions on the Medication Profile view. There will be no indication if a patient is registered or has prescriptions on other sites (i.e., remote site prescriptions will not display on the Medication Profile view.)

Press <ENTER> if the ‘system is down’ message displays.

As mentioned in the ‘[Systems Summary](#)’ section, the OneVA Pharmacy program was an initiative from the grassroots Innovation Program. As such, development requirements were limited, and specific software areas were to remain untouched; kept ‘as-is’.

An example can be found in the following figure where the original ‘REMOTE PRESCRIPTION AVAILABLE – DISPLAY REMOTE DATA’ prompt still remains. The user bypasses the display of remote data once the OneVA Pharmacy patch is available by entering ‘No’.

5. Enter <N> to accept the ‘Display Remote Data? N//’ prompt.

6. Press <ENTER> to accept the default or enter a valid status code change to the status.

Figure 11: Patient Status Message: Update or Press RETURN to Continue Prompt

```
REMOTE PRESCRIPTIONS AVAILABLE!  
Display Remote Data? N// N  
  
Eligibility:  
RX PATIENT STATUS: OUTPT NON-SC//
```

4.1.3. Patient Information View

After selecting a patient, the system displays the first page of the ‘Patient Information’ view.

7. Press <ENTER> to continue to the second page of the ‘Patient Information’ view.

4.1.4. Medication Profile View

8. Press <ENTER> to continue to the ‘Medication Profile’ view.

The ‘Medication Profile’ view lists all prescriptions that originated at the dispensing Pharmacy first, followed by [‘Non-VA MEDS \(Not Dispensed by VA\)’](#), then by the prescriptions retrieved from the HDR/CDS Repository that originated at other VA Pharmacy locations. The prescriptions originating from other VA Pharmacy locations display under a divider header line showing the site name, site number, and status.

The first page of the Medication Profile view, in the example displayed in the following image, displays the ‘dispensing site’ (aka ‘local’) prescription orders. The divider heading displays ‘ACTIVE’ and includes the ‘Active’, ‘Suspended’, and ‘Expired’ medications (no changes were made to this format), followed by the orders listed as ‘Discontinued’ medications, then prescriptions in the ‘Hold’ status.

The following image also shows the divider heading for the first 'other' VA Pharmacy location site and displays: 'DAYTON (552) ACTIVE'.

Figure 12: Medication Profile (Page 1 of 3) Example (Remote Rxs)

Medication Profile		Jul 28, 2016@05:20:23	Page: 1 of 3
PSOPATIENT, SIX		<NO ALLERGY ASSESSMENT>	
PID: 666-01-2136	Ht (cm): _____ (_____)		
DOB: FEB 13, 1961 (55)	Wt (kg): _____ (_____)		
SEX: FEMALE	BSA (m2): _____		
CrCL: <Not Found>	ISSUE	LAST REF	DAY
#	RX #	DRUG	QTY ST DATE FILL REM SUP
-----ACTIVE-----			
1	10000126	FLUTICAS 100/SALMETEROL 50 INHL DISK 60	E> 06-01 02-02 11 45
		Qty: 2	
2	10000128	NIACIN 250MG TAB	270 S> 06-08 08-27 2 90
3	10000122	RAMIPRIL 5MG CAP	30 A> 05-31 05-31 8 30
-----DISCONTINUED-----			
4	10000125	HYDROCHLOROTHIAZIDE 25MG TAB	60 DC>02-01 02-02 5 60
-----HOLD-----			
5	10000127	LISINOPRIL 2.5MG TAB	90 H> 03-10 - 3 90
-----DAYTON (552) ACTIVE-----			
+ Enter ?? for more actions			
PU	Patient Record Update	NO	New Order
PI	Patient Information	SO	Select Order
Select Action: Next Screen//			

9. Press <ENTER> to continue to the next 'Medication Profile' view.

Page 2 of the Medication Profile view, in the example displayed in the following image, displays the 'Active', 'Discontinued', prescriptions in the 'Hold' status, and 'Suspended' medications for the 'DAYTON (552)' site.

The following image also shows the divider heading for the second 'other' VA Pharmacy location site and displays: 'DAYTSHR TEST LAB (984) ACTIVE'.

Figure 13: Medication Profile (Page 2 of 3) Example (Remote Rxs)

Medication Profile		Jul 28, 2016@05:20:46		Page: 2 of 3				
PSOPATIENT,SIX		<NO ALLERGY ASSESSMENT>						
PID: 666-01-2136		Ht(cm): _____ (_____)						
DOB: FEB 13,1961 (55)		Wt(kg): _____ (_____)						
SEX: FEMALE								
CrCL: <Not Found>		BSA (m2): _____						
#	RX #	DRUG	QTY	ST	ISSUE DATE	LAST FILL	REF REM	DAY SUP
±	6 2718399	IBUPROFEN 800MG TAB	30	A	06-09	07-19	0	10
	7 2718383	OMEPRAZOLE 10MG SA CAP	30	A	02-02	06-10	11	30
	8 2718397	VERAPAMIL HCL 120MG TAB	60	A	06-15	06-15	5	60
-----DAYTON (552) DISCONTINUED-----								
	9 2718398	ASPIRIN 325MG BUFFERED TAB	300	DC	03-15	03-15	2	90
-----DAYTON (552) HOLD-----								
	10 2718400	ALBUTEROL 0.5% INHL SOLN	2	H	06-09	-	1	14
-----DAYTON (552) SUSPENDED-----								
	11 2718401	CALCIUM GLUCONATE 500MG TAB	30	S	05-25	07-14	3	30
-----DAYTSHR TEST LAB (984) ACTIVE-----								
+ Enter ?? for more actions								
PU Patient Record Update		NO New Order						
PI Patient Information		SO Select Order						
Select Action: Next Screen//								

10. Press <ENTER> to continue to the next 'Medication Profile' view.

Page 3 of the Medication Profile view, in the example displayed in the following image, displays the 'Active', 'Discontinued', prescriptions in the 'Hold' status, and 'Suspended' medications for the 'DAYTON (552)' site,

The following image also shows the divider heading for the second 'other' VA Pharmacy location site and displays: 'DAYTSHR TEST LAB (984) ACTIVE'.

Figure 14: Medication Profile (Page 3 of 3) Example (Remote Rxs)

Medication Profile		Jul 28, 2016@05:16:31		Page: 3 of 3				
PSOPATIENT,SIX		<NO ALLERGY ASSESSMENT>						
PID: 666-01-2136		Ht(cm): _____ (_____)						
DOB: FEB 13,1961 (55)		Wt(kg): _____ (_____)						
SEX: FEMALE								
CrCL: <Not Found>		BSA (m2): _____						
#	RX #	DRUG	QTY	ST	ISSUE DATE	LAST FILL	REF REM	DAY SUP
±	12 2718902	BANDAGE, GAUZE, ROLLER 2 IN X 6 YD	3	A	04-19	04-19	9	29
	13 2718744	OMEPRAZOLE 10MG SA CAP	60	A	05-03	05-03	5	60
-----DAYTSHR TEST LAB (984) DISCONTINUED-----								
	14 2718745	QUINAPRIL 20MG TAB	30	DC	03-04	03-04	11	30
-----DAYTSHR TEST LAB (984) EXPIRED-----								
	15 2718746	AMOXICILLIN 250MG CAP	30	E	06-01	05-04	0	10
-----DAYTSHR TEST LAB (984) HOLD-----								
	16 2718747	CETIRIZINE HCL 10MG TAB	45	H	04-23	-	4	45
-----DAYTSHR TEST LAB (984) SUSPENDED-----								
	17 2718748	TRAZODONE HCL 50MG TAB	90	S	04-05	06-24	2	90
+ Enter ?? for more actions								
PU Patient Record Update		NO New Order						
PI Patient Information		SO Select Order						
Select Action: Quit//								

4.1.4.1. Medication Profile View Example with 'Non-VA MEDS'

The 'Medication Profile' views, displayed in the following two images, show the format when 'Non-VA MEDS (Not Dispensed by VA)' are available. The dispensing site prescriptions display first, followed by the 'Non-VA MEDS (Not Dispensed by VA)', then by prescriptions that originated from other VA Pharmacy locations.

Figure 15: Medication Profile (Page 1 of 2) Example (Non-VA MEDS)

Medication Profile		Jul 28, 2016@11:01:57		Page: 1 of 3				
PSOPATIENT, SEVEN								
PID: 666-79-4147		Ht (cm): 177.80 (08/05/2010)		<A>				
DOB: JUL 31, 1950 (65)		Wt (kg): 95.91 (01/10/2011)						
SEX: MALE		Non-VA Meds on File		Last entry on 08/05/10				
CrCL: 64.0 (est.) (CREAT:1.30mg/dL 1/10/11)		BSA (m2): 2.14						
#	RX #	DRUG	QTY	ST	ISSUE DATE	LAST FILL	REF REM	DAY SUP
-----ACTIVE-----								
1	2297756	ASPIRIN 325MG EC TAB	90	S>	03-07	04-11	2	45
2	2297782	BALSALAZIDE DISODIUM 750MG CAP	30	A>	04-25	04-25	11	30
3	2297789	CALCIUM POLYCARBOPHIL 625MG TAB	30	A>	05-09	05-09	11	30
4	2297787	CETIRIZINE HCL 5MG TAB	30	A>	05-03	05-03	4	30
5	2297825	HCTZ 50/TRIAMTERENE 75MG TAB	30	A>	02-02	02-03	11	30
6	2297790	TRAZODONE HCL 50MG TAB	15	A>	05-09	06-09	10	30
-----DISCONTINUED-----								
7	2297758	ATORVASTATIN CALCIUM 20MG TAB	30	DC>	02-01	02-01	11	30
8	2297785	FLUTICASONE PROP 50MCG 120D NASAL INHL		DC>	04-27	04-27	1	30
+ Enter ?? for more actions								
PU Patient Record Update		NO New Order						
PI Patient Information		SO Select Order						
Select Action: Next Screen//								

Figure 16: Medication Profile (Page 2 of 2) Example (Non-VA MEDS)

Medication Profile		Jul 28, 2016@10:52:26		Page: 2 of 3				
PSOPATIENT, SEVEN								
PID: 666-79-4147		Ht (cm): 177.80 (08/05/2010)		<A>				
DOB: JUL 31, 1950 (65)		Wt (kg): 95.91 (01/10/2011)						
SEX: MALE		Non-VA Meds on File		Last entry on 08/05/10				
CrCL: 64.0 (est.) (CREAT:1.30mg/dL 1/10/11)		BSA (m2): 2.14						
#	RX #	DRUG	QTY	ST	ISSUE DATE	LAST FILL	REF REM	DAY SUP
+ Qty: 2								
-----HOLD-----								
9	2297759	IBUPROFEN 800MG TAB	90	H>	02-01	-	11	30
-----Non-VA MEDS (Not dispensed by VA)-----								
ASCORBIC ACID 500MG TAB 500MG ONCE DAILY		Date Documented: 08/05/10						
ASPIRIN 81MG EC TAB 81MG ONCE DAILY		Date Documented: 08/05/10						
CALCIUM 250MG/VITAMIN D 125 UNT TAB ONE TABLET AS DIRECTED		Date Documented: 08/05/10						
CHONDROITIN/GLUCOSAMINE CAP/TAB ONE TAB ONCE DAILY		Date Documented: 08/05/10						
+ Enter ?? for more actions								
PU Patient Record Update		NO New Order						
PI Patient Information		SO Select Order						
Select Action: Next Screen//								

4.1.5. Dispense (Local) Order Originating from Dispensing (Local) Site

The dispensing process for filling a prescription order that originated locally from the dispensing site was unaffected by the OneVA Pharmacy patch.

The software still provides access to all previously available actions – no changes were made to the action options related to the dispensing/local prescription refill process. To refill a prescription, the action id is 'RF'. The action option to execute a partial fill for a prescription order is 'PR'.

The following lists all action options available from the 'OP Medication Profile' view.

Figure 17: Action Options for Local/Dispensing Orders

AL	Activity Logs (OP)	OTH	Other OP Actions	FS	First Screen
VF	Verify (OP)	REJ	View REJECT	GO	Go to Page
CO	Copy (OP)	IN	Intervention Menu	LS	Last Screen
TR	Convert Titration Rx	DA	Display Drug Allergies	PS	Print Screen
TM	Titration Mark/Unmark	DIN	Drug Restr/Guide (OP)	PT	Print List
RP	Reprint (OP)	+	Next Screen	QU	Quit
HD	Hold (OP)	-	Previous Screen	RD	Re Display Screen
UH	Unhold (OP)	<	Shift View to Left	SL	Search List
PI	Patient Information	>	Shift View to Right	UP	Up a Line
PP	Pull Rx (OP)	ADPL	Auto Display(On/Off)		
IP	Inpat. Profile (OP)	DN	Down a Line		

Enter RETURN to continue or '^' to exit:

4.1.6. Dispense Rx Order from another VA Pharmacy Location

The 'Medication Profile' view displays both the dispensing Pharmacy's medications that originated on the local VistA instance followed by the prescriptions originating from other VA Pharmacy locations.

In the example that follows, there are no prescriptions for the patient at the dispensing site. The message '<No local prescriptions found>' displays before the first divider header.

Figure 18: Medication Profile view with no 'local' Prescriptions (Remote Rxs Only)

```

Medication Profile          Jul 27, 2016@10:11:28          Page: 1 of 1
PSOPATIENT,SIX              <NO ALLERGY ASSESSMENT>
PID: 666-01-2136             Ht (cm): _____ (_____)
DOB: FEB 13,1961 (55)        Wt (kg): _____ (_____)
SEX: FEMALE                  BSA (m2): _____
CrCL: <Not Found>
#  RX #          DRUG          QTY  ST  DATE  FILL  REM  SUP
-----
<No local prescriptions found.>
-----
1  2718861        CETIRIZINE HCL 10MG TAB      30  A  05-21  07-07   7  30
2  2718863        HYDRALAZINE HCL 25MG TAB     60  A  05-11  05-11   5  60
3  2718862        IBUPROFEN 800MG TAB         60  A  05-31  05-31  11  30
-----
DAI13SR TEST LAB (984) ACTIVE-----
Enter ?? for more actions
PU Patient Record Update      NO New Order
PI Patient Information         SO Select Order
Select Action: Quit//
  
```

To access prescriptions originating on other sites, the same process is used.

1. The user can either enter <SO> and press <ENTER> at the 'Select Action' prompt or use the short cut feature to enter <3> and press <ENTER> as displayed in the following image.

Figure 19: Select Action 'SO' and Select Order by number Prompts Example

```

Select Action: Quit// SO   Select Order
Select Orders by number:  (1-3): 3
  
```

The system displays the REMOTE OP Medications view.



For the following example, note the two data fields:

- Refills
 - Last Fill Date
2. Press <ENTER> to continue.

During the remote refill or partial fill of a prescription order that originated from another VA Pharmacy location, the number of refills remaining is decremented by one and the last refill date

is updated with the current date on the host VistA. In the example displayed in the following image, the patient has '11' refills remaining and the last refill date was '05/31/16'.

Figure 20: Remote OP Medications view for a prescription

```
REMOTE OP Medications (ACTIVE) Jul 27, 2016@10:12:37 Page: 1 of 1
PSOPATIENT,SIX <NO ALLERGY ASSESSMENT>
PID: 666-01-2136 Ht (cm) : _____ (_____)
DOB: FEB 13,1961 (55) Wt (kg) : _____ (_____)
SEX: FEMALE
CrCL: <Not Found> BSA (m2) : _____

Site #: 984(DAYTSHR TEST LAB)
Rx #: 2718862
Drug Name: IBUPROFEN 800MG TAB
Days Supply: 30
Quantity: 60
Refills: 11
Expiration Date: 06/01/17
Issue Date: 05/31/16
Stop Date: 06/01/17
Last Fill Date: 05/31/16
Sig: TAKE ONE TABLET BY MOUTH TWICE A DAY AS NEEDED --TAKE WITH
FOOD IF GI UPSET OCCURS/DO NOT CRUSH OR CHEW--

Enter ?? for more actions
RF Refill Rx from Another VA Pharmacy PR Partial
Select Action:Quit//
```

For prescription orders that originated from other VA Pharmacy locations, the dispensing Pharmacy only has two actions available. They are:

- [RF Refill Remote Order](#)
- [PR Partial](#)

4.1.6.1. Refill Prescription Order

1. Enter <RF> and press <ENTER> at the Select Action prompt as shown in the following image.

Figure 21: Remote OP Medication RF Refill Action Item Example

```
Select Action:Quit// RF
```

The system confirms the action selected by showing Refill Remote Order on the prompt line as displayed in the following image.

Figure 22: Remote OP Medication RF Refill Action Item Results Example

```
Select Action:Quit// RF Refill Rx from Another VA Pharmacy
```

The system then checks for a local drug that matches the remote drug description and if found, displays a question asking the user if the matched drug is acceptable. The prompt is expecting a

‘Yes’ or ‘No’ response. The system provides ‘No’ as the default, as displayed in the following image. In order to process the refill, the user enters ‘Yes’.



For various reasons, there may not be a one to one match of the drug matching between the host and the dispensing sites therefore the message displayed in the following image may change. Follow this [LINK](#) to the ‘Drug Matching’ section for drug matching messages, prompts, and instructions.

Figure 23: Remote Drug Match Response Example

```
Remote site drug name: IBUPROFEN 800MG TAB
Matching Drug Found for Dispensing: IBUPROFEN 800MG TAB
Would you like to use the system matched drug for this
refill/partial fill? NO//
```

2. Press <ENTER> to continue.

The system displays the processing refill request message as shown in the following image.

Figure 24: Remote Refill Processing Message

```
Processing refill request. Please be patient as it may take a moment
for the host site to respond and generate your label data...
```

The system completes the remote refill process and generates the label data for printing. The ‘LABEL DEVICE’ message displays as shown in the following image.

Figure 25: Label Device Prompt

```
TRANSACTION SUCCESSFUL... The refill for RX #763002 has been recorded on
the prescription at the host system.
```

```
Select a printer to generate the label or '^' to bypass printing.
```

```
QUEUE TO PRINT ON
DEVICE:
```

The user enters the dispensing site printer information to print the label.



IMPORTANT: The OneVA Pharmacy requires stock prescription labels and a laser printer that is accessible at the Select LABEL DEVICE: prompt. If either one of the requirements are lacking, then the label will not print as programmed.



IMPORTANT: If the user enters an “^” at the Select LABEL DEVICE: prompt, the prescription label will not be printed and at this time. There is no way to do a reprint of the refill or partial fill label.

The label prints and the system displays a message to indicate the prescription order process completed as shown in the following image.

Figure 26: Successful Refill Status Message

```
Rx # 2718862 refilled.
Press RETURN to continue:
```

3. Press <ENTER> to continue.

The system displays a message informing that the prescription list is updating. The background process is executing the ‘[View Order Use Case](#)’ and retrieving the updated information about the patient’s prescription orders from the HDR/CDS Repository.

The system displays the following message while the query to the HDR/CDS Repository is executing.

Figure 27: System Message: Updating Prescription Order List

```
Updating prescription order list...
```

The system will retrieve all prescriptions from the HDR/CDS repository and redisplay the Medication Profile view showing the updated prescription information.

In the following image the example shows the last refill date has been updated to be ‘07/27’ and the refills remaining is now set to ‘10’.

Figure 28: Refill Successful: Medication Profile View Updated

Medication Profile		Jul 31, 2016@17:01:07		Page: 1 of 1							
PSOPATIENT, SIX		<NO ALLERGY ASSESSMENT>									
PID: 666-01-2136		Ht (cm):		()							
DOB: FEB 13, 1961 (55)		Wt (kg):		()							
SEX: FEMALE		BSA (m2):									
CrCL: <Not Found>											
#	RX #	DRUG	QTY	ST	DATE	ISSUE	LAST REF	DAY	FILL	REM	SUP
<No local prescriptions found.>											
-----DAYTSHR TEST LAB (984) ACTIVE-----											
1	2718861	CETIRIZINE HCL 10MG TAB	30	A	05-21	07-07	7	30			
2	2718863	HYDRALAZINE HCL 25MG TAB	60	A	05-11	05-11	5	60			
3	2718862	IBUPROFEN 800MG TAB	60	A	05-31	07-27	10	30			

4.1.6.2. Partial Fill Prescription Order

1. Enter <PR> and press <ENTER> at the Select Action prompt as shown in the following image.

Figure 29: Remote OP Medication PR Partial Action Item Example

```
Select Action:Quit// PR Partial
```

The system checks for a local drug that matches the remote drug description. If the system matches the drug, a ‘Yes’ or ‘No’ prompt displays. The system provides ‘No’, as the default, as displayed in the following image. In order to fill this partial prescription, order the user enters ‘Yes’.



For various reasons, there may not be a one to one match of the drug matching between the host and the dispensing sites therefore the message displayed in the following image may change. Follow this [LINK](#) to the ‘Drug Matching’ section for drug matching messages, prompts, and instructions.

Figure 30: Remote Drug Match Response Example

```
Remote site drug name: CETIRIZINE HCL 10MG TAB  
Matching Drug Found for Dispensing: CETIRIZINE HCL 10MG TAB  
Would you like to use the system matched drug for this  
refill/partial fill? NO//
```

2. Enter <Y >and press <ENTER>.

The system displays ‘YES’ and the ‘Enter Quantity’ prompt displays as shown in the following image.

Figure 31: Partial Fill Example: Quantity

```
Remote site drug name: CETIRIZINE HCL 10MG TAB  
Matching Drug Found for Dispensing: CETIRIZINE HCL 10MG TAB  
Would you like to use the system matched drug for this  
refill/partial fill? NO// YES  
Enter Quantity:
```

3. Enter <10> and press <ENTER>.

The system displays ‘10’ and the ‘DAYS SUPPLY’ prompt displays as shown in the following image.

Figure 32: Partial Fill Example: Days Supply

```
Remote site drug name: CETIRIZINE HCL 10MG TAB  
Matching Drug Found for Dispensing: CETIRIZINE HCL 10MG TAB  
Would you like to use the system matched drug for this  
refill/partial fill? NO// YES  
Enter Quantity: 10  
DAYS SUPPLY:
```

4. Enter <10> and press <ENTER>.

The system displays '10' and the 'Pharmacist' prompt displays defaulting to the name of the Pharmacist as shown in the following image.

Figure 33: Partial Fill Example: Pharmacist

```
Remote site drug name: CETIRIZINE HCL 10MG TAB
Matching Drug Found for Dispensing: CETIRIZINE HCL 10MG TAB
Would you like to use the system matched drug for this
refill/partial fill? NO// YES
Enter Quantity: 10
DAYS SUPPLY: 10
Select PHARMACIST Name: COPE,THOMAS J//      TJC      192      BAY PINES TEST LA
B
```

5. Press <ENTER>.

The system displays the name of the Pharmacist, the Site, and the 'Remarks' prompt displays as shown in the following image.

Figure 34: Partial Fill Example: Remarks

```
Remote site drug name: CETIRIZINE HCL 10MG TAB
Matching Drug Found for Dispensing: CETIRIZINE HCL 10MG TAB
Would you like to use the system matched drug for this
refill/partial fill? NO// YES
Enter Quantity: 10
DAYS SUPPLY: 10
Select PHARMACIST Name: COPE,THOMAS J//      TJC      192      BAY PINES TEST LA
B
REMARKS:
```

6. Enter <LAST REFILL LOST> and press <ENTER>.

The system displays 'LAST REFILL LOST' as shown in the following image.

Figure 35: Partial Fill Example: Remarks Example

```
Remote site drug name: CETIRIZINE HCL 10MG TAB
Matching Drug Found for Dispensing: CETIRIZINE HCL 10MG TAB
Would you like to use the system matched drug for this
refill/partial fill? NO// YES
Enter Quantity: 10
DAYS SUPPLY: 10
Select PHARMACIST Name: COPE,THOMAS J//      TJC      192      BAY PINES TEST LA
B
REMARKS: LAST REFILL LOST
```

The system displays the processing refill request message as shown in the following image.

Figure 36: Remote Refill Processing Message

```
Processing refill request. Please be patient as it may take a moment
for the host site to respond and generate your label data...
```

The system completes the remote partial fill process and generates the label data for printing. The 'LABEL DEVICE' message displays as shown in the following image.

Figure 37: Label Device Prompt


```
TRANSACTION SUCCESSFUL... The refill for RX #763002 has been recorded on
the prescription at the host system.

Select a printer to generate the label or '^' to bypass printing.

QUEUE TO PRINT ON
DEVICE:
```

The user enters the dispensing site printer information to print the label.

The label prints and the system displays a message to indicate the prescription order process completed as shown in the following image.

Figure 38: Successful Partial Fill Status Message

```
Partial complete for RX #2718861.
Press RETURN to continue:
```

7. Press <ENTER> to continue.

The system displays a message informing that the prescription list is updating. The background process is executing the ‘[View Order Use Case](#)’ and retrieving the updated information about the patient’s prescription orders from the HDR/CDS Repository.

The system displays the following message while the query to the HDR/CDS Repository is executing.

Figure 39: System Message: Updating Prescription Order List

```
Updating prescription order list...
```

The system will retrieve all prescriptions from the HDR/CDS repository and redisplay the Medication Profile view showing the updated prescription information.

Use the OneVA Pharmacy Prescription Reports capability to review the partial fill activity for both the dispensing and host sites transactions. Follow this [LINK](#) to the OneVA Pharmacy Report section for details.

4.1.6.3. Drug Matching Process

Overall, three outcomes occur during the OneVA Pharmacy Drug Matching function. They are:

- 1. One-to-One Match
- 2. One-to-Many Match
- 3. No Drug Match

4.1.6.3.1. Drug Matching: One-to-One

When the drug matching logic identifies a one-to-one match at the dispensing site for the selected host prescription, the systems displays the ‘Remote site drug name:’ and the ‘Matching

Drug Found for Dispensing:’ and prompts the user to respond ‘YES’ or ‘NO’ as displayed in the following image.

Figure 40: Drug Matching: One-to-One Match

```
Remote site drug name: CETIRIZINE HCL 10MG TAB and
Matching Drug Found for Dispensing: CETIRIZINE HCL 10MG TAB messages display
Would you like to use the system matched drug for this
refill/partial fill? NO//
```

4.1.6.3.2. Drug Matching: One-to-Many

When the drug matching logic identifies a one-to-many match at the dispensing site for the selected host prescription, the system the ‘Remote site drug name:’ and the ‘Select matching local drug:’ prompt as displayed in the following image.

Figure 41: Drug Matching: One-to-Many - Select matching local drug Prompt

```
Remote site drug name: TRAZODONE HCL 50MG TAB message displays
Select matching local drug:
```

To display the list of possible entries, the user enters two questions marks <??> at the ‘Select matching local drug’ prompt and presses <ENTER> as displayed in the following image.

Figure 42: Drug Matching: One-to-Many

```
Remote site drug name: TRAZODONE HCL 50MG TAB message displays
Select matching local drug: ??
```

The system displays the list of possible drug matches and prompts the user to select a drug as shown in the following image.

Figure 43: Drug Matching: One-to-Many – Select from List of Possible Matches

```
Remote site drug name: TRAZODONE HCL 50MG TAB message displays
Select matching local drug: ??
  Choose from:
  2043          TRAZODONE HCL  50MG TAB          CN609          NATL FORM *** AUTO
MED ***
  94095        TRAZODONE HCL 50MG TAB U.D.      CN609          01-23-04      NAT
L FORM (NDC)   messages display
Select matching local drug:
```

In the following example, the user enters <2043> and presses <ENTER>. The system displays the selected drug and prompts the user to respond ‘YES’ or ‘NO’ as displayed in the following image.

Figure 44: Drug Matching: One-to-Many – Select Drug 2042 Example

```
Remote site drug name: TRAZODONE HCL 50MG TAB message displays
Select matching local drug: ??
  Choose from:
    2043      TRAZODONE HCL  50MG TAB          CN609          NATL FORM *** AUTO
MED ***
    94095     TRAZODONE HCL 50MG TAB U.D.      CN609          01-23-04      NAT
L FORM (NDC)      messages display
Select matching local drug: 2043
TRAZODONE HCL  50MG TAB          CN609          NATL FORM *** AUTOMED ***
Would you like to use this drug?
```

4.1.6.3.3. Drug Matching: No Drug Match

When the drug matching logic does not identify any drug match the system at the dispensing site for the selected host prescription, the system the ‘Remote site drug name:’ and the ‘Select matching local drug:’ prompt as displayed in the following image.

Figure 45: Drug Matching: No Drug Match

```
Remote site drug name: CABERGOLINE 0.5MG TAB
No local match could be found for CABERGOLINE 0.5MG TAB.  messages display
Press RETURN to continue: prompt displays
```

4.1.6.3.4. Drug Matching: Exception Messages

The OneVA Pharmacy patch contains specific business rules to prevent refill and/or partial orders that originated at other VA Pharmacy locations from being processed. They include the following list:

- Patient's prescription that originated from another VA Pharmacy location cannot be refilled before the next refill date.
Unable to complete transaction.
Cannot refill Rx# xxxxxxxx. Next possible fill date is MM/DD/YYYY
- Patient's prescription that originated from another VA Pharmacy location is not fully or partially dispensed when the prescription status is ‘discontinued’, ‘expired’, is on ‘hold’, or ‘suspended’.
Only 'ACTIVE' remote prescriptions may be refilled at this time.
- Patient's prescription that originated from another VA Pharmacy location and cannot be dispensed (refilled) when there are zero remaining refills. Note: Partial fills are allowed.
Unable to complete transaction. Cannot refill Rx # xxxxxxxx. No refills left.
- Patient's prescription that originated from another VA Pharmacy location and cannot be dispensed (refill or partial fill) when the drug is classified as a controlled substance on the dispensing site.
This is a controlled substance. Cannot refill Rx # xxxxxxxx.

- Patient's prescription that originated from another VA Pharmacy location and cannot be dispensed (refill or partial fill) when the drug is classified as a controlled substance on the host site.

Unable to complete transaction. Rx #xxxxxxx cannot be refilled.

The associated drug is considered a controlled substance at the host facility.

- Patient's prescription that originated from another VA Pharmacy location and cannot be dispensed (refill or partial fill) when the drug is inactive on the dispensing site.

Matched Drug <DRUG NAME> is inactive. Cannot refill.

- Patient's prescription that originated from another VA Pharmacy location and cannot be dispensed (refill or partial fill) when the drug has no dispensing site match.

No local match could be found for <DRUG NAME>

- Patient's prescription that originated from another VA Pharmacy location and cannot be dispensed (refill or partial fill) when no drug on the dispensing site has a matching VA Product ID.

Missing VA Product ID. Rx #xxxxxxx cannot be refilled.

4.2. OneVA Pharmacy Prescription Report [PSO REMOTE RX REPORT]

4.2.1. OneVA Pharmacy Report Menu

The OneVA Pharmacy patch comes with a new menu option for retrieving the OneVA Pharmacy Prescription Reports. The 'ONEVA PHARMACY PRESCRIPTION REPORT [PSO REMOTE RX REPORT]' menu is located on the 'RX (PRESCRIPTIONS) [PSO RX]' menu as highlighted in the following image.

Figure 46: OneVA Pharmacy Prescription Report [PSO REMOTE RX REPORT] Menu

```
Select Rx (Prescriptions) <TEST ACCOUNT> Option: ??
FEE      Patient Prescription Processing [PSO LM BACKDOOR ORDERS]
         Fee Patient Inquiry [FBAA PATIENT INQUIRY]
         Check Drug Interaction [PSO CHECK DRUG INTERACTION]
         Complete Orders from OERR [PSO LMOE FINISH]
         Discontinue Prescription(s) [PSO C]
         Edit Prescriptions [PSO RXEDIT]
         ePharmacy Menu ... [PSO EPHARMACY MENU]
         List One Patient's Archived Rx's [PSO ARCHIVE LIST RX'S]
         Manual Print of Multi-Rx Forms [PSO LM MULTI-RX PRINT]
         OneVA Pharmacy Prescription Report [PSO REMOTE RX REPORT]
         Reprint an Outpatient Rx Label [PSO RXRPT]
         Signature Log Reprint [PSO SIGLOG REPRINT]
         View Prescriptions [PSO VIEW]
```

There are three new reports available on the menu with self-describing titles. They are:

1. Prescriptions dispensed for other Host Pharmacies
2. Our prescriptions, filled by other facilities as the Dispensing Pharmacy
3. All OneVA Pharmacy Prescription Activity

4.2.2. Accessing OneVA Pharmacy Reports

The following section provides the details to access the report menu, how to select specific refill information using various search options, and provides the description of the report content.

Sign-in to the VistA system and select the menu option:

ONEVA PHARMACY PRESCRIPTION REPORT [PSO REMOTE RX REPORT]

The system will display the three OneVA Pharmacy reports as shown in the following image:

Figure 47: OneVA Pharmacy Menu and Reports

```
Select Outpatient Pharmacy Manager <TEST ACCOUNT> Option: rx (Prescriptions)

      Orders to be completed for all divisions: 336

Do you want an Order Summary? No//  NO

FEE      Patient Prescription Processing
          Fee Patient Inquiry
          Check Drug Interaction
          Complete Orders from OERR
          Discontinue Prescription(s)
          Edit Prescriptions
          ePharmacy Menu ...
          List One Patient's Archived Rx's
          Manual Print of Multi-Rx Forms
          OneVA Pharmacy Prescription Report
          Reprint an Outpatient Rx Label
          Signature Log Reprint
          View Prescriptions

Select Rx (Prescriptions) <TEST ACCOUNT> Option: OneVA Pharmacy Prescription Rep
ort

1. Prescriptions dispensed for other Host Pharmacies
2. Our prescriptions, filled by other facilities as the Dispensing Pharmacy
3. All OneVA Pharmacy Prescription Activity

Select item: (1-3):
```

- Selecting <1> will display the list of prescriptions that our local facility has dispensed on behalf of other host Pharmacy locations.
- Selecting <2> will display the list of prescriptions other VA Pharmacy locations have filled as a dispensing site for a prescription that originated from our location.
- Selecting <3> will list all prescriptions that we have filled for other Pharmacy locations as the dispensing site and all prescriptions other Pharmacy locations have filled on our behalf.

The user has the option to answer with <1>, <2>, or <3>.

4.2.2.1. Selecting a Report and Report Search Options

Use the report number to select the desired report.

1. Enter <1> to select the report 'Prescriptions we have dispensed for other Host Pharmacies' and press <ENTER>.

Figure 48: Example: Select 1 for Prescriptions dispensed for other Host Pharmacies

```
Select item: (1-3): 1 Prescriptions dispensed for other Host Pharmacies
```

The system displays the name of the report selected, shows the three search options, and prompts for user to enter the date range, patient, or site as shown in the following image.

Figure 49: Report Search Options

```
Select item: (1-3):  
Select item: (1-3): 1 Prescriptions dispensed for other Host Pharmacies  
Select one of the following:  
D DATE RANGE  
P PATIENT  
S SITE  
Search by:
```

4.2.2.2. Search Option D – DATE RANGE

When selecting the ‘DATE RANGE’ option ‘D’ search feature all refills or partial fills performed between ranges of dates display. When selecting this option, the user enters two additional data items. They are:

- Start date (defaults to 30-days prior to today’s date)
 - End date (defaults to today’s date)
1. Enter <D> and press <ENTER>.

The system displays the option name and prompts for the start date.as displayed in the following image.



Examples of valid date entry options are available using the ‘HELP’ command ‘?’ as displayed in the following image.

Figure 50: Report Date Range Search Example: Start Date

```
Search by: DATE RANGE  
Enter start date: Jul 01, 2016//  
  
Examples of Valid Dates:  
JAN 20 1957 or 20 JAN 57 or 1/20/57 or 012057  
T (for TODAY), T+1 (for TOMORROW), T+2, T+7, etc.  
T-1 (for YESTERDAY), T-3W (for 3 WEEKS AGO), etc.  
If the year is omitted, the computer assumes a date in the PAST.  
You may omit the precise day, as: JAN, 1957
```

2. Press <ENTER> to accept the default start date.

The system displays the defaulted start date and prompts for the end date.as displayed in the following image

Figure 51: Report Date Range Search Example: End Date

```
Enter start date: Jul 01, 2016// (JUL 01, 2016)
Enter end date: Jul 31, 2016//
```

3. Press <ENTER> to accept the default end date.

Figure 52: Report Date Range Search Example: End Date Image 2

```
Enter end date: Jul 31, 2016// (JUL 31, 2016)
```

The system displays the 'Summary Report' for the selected report.

Figure 53: Report Date Range Search Example Results: Summary Report

```
OneVA PHARMACY RX REPORT      Jul 26, 2016@18:55:44      Page: 1 of 6
Prescriptions dispensed for other Host Pharmacies
```

#	DATE	PATIENT	DRUG NAME	TYPE	QTY	DSUP
1	JUL 07, 2016	PSOPATIENT,ONE	CETIRIZINE HCL 10MG	PR	5	5
2	JUL 07, 2016	PSOPATIENT,TWO	CLOPIDOGREL BISULFAT	PR	5	5
3	JUL 07, 2016	PSOPATIENT,ONE	CETIRIZINE HCL 10MG	PR	5	5
4	JUL 07, 2016	PSOPATIENT,ONE	LISINOPRIL 10MG TAB	PR	5	5
5	JUL 07, 2016	PSOPATIENT,THREE	AMPHOTERICIN B 50MG/	PR	7	27
6	JUL 07, 2016	PSOPATIENT,THREE	AMPHOTERICIN B 50MG/	RF	3	27
7	JUL 08, 2016	PSOPATIENT,THREE	AMPHOTERICIN B 50MG/	PR	1	1
8	JUL 08, 2016	PSOPATIENT,THREE	CETIRIZINE HCL 10MG	PR	1	1
9	JUL 08, 2016	PSOPATIENT,FOUR	IBUPROFEN 800MG TAB	PR	20	10
10	JUL 08, 2016	PSOPATIENT,FIVE	RAMIPRIL 10MG CAP	RF	30	30
11	JUL 08, 2016	PSOPATIENT,FIVE	IBUPROFEN 800MG TAB	PR	20	10
12	JUL 08, 2016	PSOPATIENT,FIVE	TRAZODONE HCL 50MG T	PR	10	10
13	JUL 08, 2016	PSOPATIENT,FIVE	VERAPAMIL HCL 120MG	PR	9	9
14	JUL 08, 2016	PSOPATIENT,ONE	CETIRIZINE HCL 10MG	PR	5	5
15	JUL 08, 2016	PSOPATIENT,ONE	RALOXIFENE HCL 60MG	RF	30	30
16	JUL 09, 2016	PSOPATIENT,ONE	LISINOPRIL 10MG TAB	PR	5	5

```
+      Enter ?? for more actions
SI      Select Item
Select Action:Next Screen//
```

4.2.2.3. Search Option P – PATIENT

When selecting the 'PATIENT' option 'P' search feature all refills or partial fills performed for a single patient display. Select a patient by specifying the patient name, social security number, last 4-digits of the social security number, or the first initial of the last name with last 4-digits of social security numbers.

1. Enter <P> and press <ENTER>.

The system displays the option name and prompts for the patient's name as displayed in the following image.

Figure 54: Report Patient Search Example: Patient Name

```
Select PATIENT NAME:
```

2. Enter <PSOPATIENT, THREE> and press <ENTER>.

If the text matches multiple patients, a list will display for the user to select a specific patient. If the text matches only one patient, the patient information displays as shown in the following image.

Figure 55: Report Patient Search Example: Patient Name Display

```
Select PATIENT NAME: PSOPATIENT,THREE  PSOPATIENT,THREE      8-22-57
666018227      NO      NSC VETERAN

No Patient Warnings on file for PSOPATIENT,THREE.

Press RETURN to continue...
```

3. Press <ENTER> to continue.

The system displays the 'Summary Report' for the selected report.

Figure 56: Report Patient Search Example: Results Summary Report

OneVA PHARMACY RX REPORT		Jul 31, 2016@11:53:34		Page: 1 of 2		
Prescriptions dispensed for other Host Pharmacies						
#	DATE	PATIENT	DRUG NAME	TYPE	QTY	DSUP
1	JUL 07, 2016	PSOPATIENT,THREE	AMPHOTERICIN B 50MG/	PR	7	27
2	JUL 07, 2016	PSOPATIENT,THREE	AMPHOTERICIN B 50MG/	RF	3	27
3	JUL 08, 2016	PSOPATIENT,THREE	AMPHOTERICIN B 50MG/	PR	1	1
4	JUL 08, 2016	PSOPATIENT,THREE	CETIRIZINE HCL 10MG	PR	1	1
5	JUL 10, 2016	PSOPATIENT,THREE	MONTELUKAST 10MG TAB	RF	27	27
6	JUL 11, 2016	PSOPATIENT,THREE	NEOSPORIN OPHTH OINT	PR	2	10
7	JUL 11, 2016	PSOPATIENT,THREE	THIAMINE 100MG/ML IN	PR	1	3
8	JUL 14, 2016	PSOPATIENT,THREE	ATORVASTATIN CALCIUM	RF		
9	JUL 14, 2016	PSOPATIENT,THREE	CETIRIZINE HCL 10MG	RF		
10	JUL 14, 2016	PSOPATIENT,THREE	MONTELUKAST 10MG TAB	PR	10	10
11	JUL 19, 2016	PSOPATIENT,THREE	NEOSPORIN OPHTH OINT	PR	1	1
12	JUL 19, 2016	PSOPATIENT,THREE	MONTELUKAST 10MG TAB	PR	1	1
13	JUL 20, 2016	PSOPATIENT,THREE	NYSTATIN 100000 UNT/	RF	30	29
14	JUL 20, 2016	PSOPATIENT,THREE	ATORVASTATIN CALCIUM	RF	44	29
15	JUL 20, 2016	PSOPATIENT,THREE	NEOSPORIN OPHTH OINT	PR	1	1
16	JUL 20, 2016	PSOPATIENT,THREE	ATORVASTATIN CALCIUM	PR	3	2
+ Enter ?? for more actions						
SI Select Item						
Select Action:Next Screen//						

4.2.2.4. Search Option S – SITE

The 'SITE' option 'S' selects all refills performed at a specific VA site. A site can be selected by specifying the Institution's Name, Status, Station Number, Official VA Name, Current Location, Coding System/ID Pair, National Provider Identifier (NPI), Status, Name (Changed From), or Coding System.

1. Enter <S> and press <ENTER>.

The system displays the option name and prompts for site identification text as displayed in the following image.

Figure 57: Report Site Search Example

```
Search by: SITE
Select INSTITUTION NAME:
```

2. Enter <DAYTON> and press <ENTER>.

If the text matches only one site, the summary report page displays. If the text matches multiple sites, a list will display for the user to select a facility as shown in the following image.

3. Enter <1> and press <ENTER>.

Figure 58: Report Site Search Example: Select Site from Multiple List

```
Select INSTITUTION NAME: DAYTON
 1 DAYTON OH VAMC 552
 2 DAYTON (NHC) OH NHC 5529AA
 3 DAYTON NATIONAL CEMETARY OH NC 810
 4 DAYTONA BEACH OPC FL OPC 573BZ
 5 DAYTONA VETERANS NURSING HOME FL STNB 573DT
Press <RETURN> to see more, '^' to exit this list, OR
CHOOSE 1-5: 1 DAYTON OH VAMC 552
```

The system displays the ‘Summary Report’ for the selected report.

Figure 59: Report Site Search Example: Results Summary Report

OneVA PHARMACY RX REPORT		Jul 31, 2016@11:56:55		Page: 1 of 2	
Prescriptions dispensed for other Host Pharmacies					
#	DATE	PATIENT	DRUG NAME	TYPE	QTY DSUP
1	JUL 15, 2016	PSOPATIENT,SIX	VERAPAMIL HCL 120MG	PR	1 1
2	JUL 19, 2016	PSOPATIENT,SIX	IBUPROFEN 800MG TAB	PR	1 1
3	JUL 19, 2016	PSOPATIENT,THREE	NEOSPORIN OPHTH OINT	PR	1 1
4	JUL 19, 2016	PSOPATIENT,SEVEN	TRAZODONE HCL 50MG T	PR	10 1
5	JUL 19, 2016	PSOPATIENT,SEVEN	TRAZODONE HCL 50MG T	RF	60 60
6	JUL 19, 2016	PSOPATIENT,SEVEN	TRAZODONE HCL 50MG T	PR	10 10
7	JUL 19, 2016	PSOPATIENT,SEVEN	TRAZODONE HCL 50MG T	PR	10 1
8	JUL 19, 2016	PSOPATIENT,SEVEN	TRAZODONE HCL 50MG T	PR	10 1
9	JUL 19, 2016	PSOPATIENT,SIX	IBUPROFEN 800MG TAB	RF	30 10
10	JUL 19, 2016	PSOPATIENT,SIX	IBUPROFEN 800MG TAB	PR	10 10
11	JUL 20, 2016	PSOPATIENT,THREE	NYSTATIN 100000 UNT/	RF	30 29
12	JUL 20, 2016	PSOPATIENT,THREE	ATORVASTATIN CALCIUM	RF	44 29
13	JUL 20, 2016	PSOPATIENT,THREE	NEOSPORIN OPHTH OINT	PR	1 1
14	JUL 20, 2016	PSOPATIENT,THREE	ATORVASTATIN CALCIUM	PR	3 2
15	JUL 20, 2016	PSOPATIENT,THREE	NEOSPORIN OPHTH OINT	PR	7 11
16	JUL 20, 2016	PSOPATIENT,THREE	NYSTATIN 100000 UNT/	PR	5 3
+ Enter ?? for more actions					
SI Select Item					
Select Action:Next Screen//					

4.2.3. OneVA Pharmacy Report Content

All OneVA Pharmacy reports contain a summary page and a detailed page and all three reports have the same format and basic information regardless of the search option selected.

The following is an example of the summary page layout for the OneVA Pharmacy reports.

Figure 60: OneVA Pharmacy Report Example: Summary Page

OneVA PHARMACY RX REPORT		Jul 31, 2016@13:15:31		Page: 2 of 9		
All OneVA Pharmacy Prescription Activity						
+#	DATE	PATIENT	DRUG NAME	TYPE	QTY	DSUP
17	JUL 08, 2016	PSOPATIENT,SIX	RAMIPRIL 10MG CAP	RF	30	30
18	JUL 08, 2016	PSOPATIENT,SIX	IBUPROFEN 800MG TAB	PR	20	10
19	JUL 08, 2016	PSOPATIENT,SIX	TRAZODONE HCL 50MG T	PR	10	10
20	JUL 08, 2016	PSOPATIENT,SIX	VERAPAMIL HCL 120MG	PR	9	9
21	JUL 08, 2016	PSOPATIENT,TWO	RALOXIFENE HCL 60MG	OP	5	5
22	JUL 08, 2016	PSOPATIENT,TWO	CETIRIZINE HCL 10MG	PR	5	5
23	JUL 08, 2016	PSOPATIENT,TWO	RAMIPRIL 10MG CAP	OR	30	30
24	JUL 08, 2016	PSOPATIENT,TWO	RALOXIFENE HCL 60MG	RF	30	30
25	JUL 08, 2016	PSOPATIENT,FOUR	FLUTICASONE PROP 50M	OR	2	30
26	JUL 09, 2016	PSOPATIENT,TWO	LISINOPRIL 10MG TAB	PR	5	5
27	JUL 09, 2016	PSOPATIENT,TWO	RALOXIFENE HCL 60MG	OP	5	5
28	JUL 09, 2016	PSOPATIENT,SEVEN	VITAMIN B COMPLEX CA	PR	5	5
29	JUL 10, 2016	PSOPATIENT,FIVE	ASCORBIC ACID 500MG	PR	5	5
30	JUL 10, 2016	PSOPATIENT,TWO	CETIRIZINE HCL 10MG	RF	30	30
31	JUL 10, 2016	PSOPATIENT,FIVE	IBUPROFEN 800MG TAB	OR	90	30
32	JUL 10, 2016	PSOPATIENT,THREE	EPSOM SALT	OP	2	3
+ Enter ?? for more actions						
SI Select Item						
Select Action:Next Screen//						

The type of report selected determines the refills shown on a report and the search option specified as described within this document. A row number identifies each refill/partial fill. For each row the date processed, patient name, drug name, quantity dispensed, and the quantity supplied displays. There are four refill type values. They are:

- RF – refills
- PR - partial refills
- OR – refills performed by other sites
- OP – partial fills performed by other sites

The total cost is the sum of the costs of all items included in this report and is available on the report ‘Prescriptions we have dispensed for other Host Pharmacies’. The cost is calculated by using the dispensing sites ‘Price Per Dispense Unit’ and multiplying that by the quantity being dispensed.

To review more information about the orders, perform the following steps:

1. Enter <SI> at the ‘Select Action’ prompt and press <ENTER>.

The system displays the action name and prompts for the item to display:

2. Enter <11> at the ‘Enter a number’ prompt and press <ENTER>.

The following image displays the ‘Select Action’ and ‘Enter a number’ prompts.

Figure 61: OneVA Pharmacy Report Example: Select Item

```
SI      Select Item
Select Action:Quit//

Select Action:Quit// SI  Select Item
Enter a number (1-81): 11
```

The system displays the detail report for that item as displayed in the following image.

Figure 62: OneVA Pharmacy Report Example: Details Page

```
OneVA PHARMACY RX DETAILS      Jul 26, 2016@19:04:16      Page: 1 of 1
Detailed report of Prescriptions we have dispensed for other Host Pharmacies

Request Date/Time:              JUL 08, 2016@07:11:33
Patient:                        PSOPATIENT,FIVE
RX #:                            2718865
Rx Hosted at Site:              CHYSHR TEST LAB
Request Type:                    PARTIAL FILL
Requesting Pharmacist:           SMITH,JAMES A
Dispensed Date:                  JUL 08, 2016
Drug Name at Originating (Host) site: IBUPROFEN 800MG TAB
Local (matched) drug:            IBUPROFEN 800MG TAB
Cost of Local Refill/Partial:    $0.45

Enter ?? for more actions

Select Action:Quit//
```

3. Press <ENTER> to return to the summary report view.
4. Continue to press <ENTER> to return to the report menu prompt.
5. Select a report and search options section to view another report.

5. Troubleshooting

OneVA Pharmacy introduces new functionality that allows a Pharmacist to refill or partial fill a prescription from another VA Pharmacy location. This software patch uses HL7 messaging to send and receive remote prescription details from another VA Pharmacy location. This allows a ‘dispensing’ (‘non-custodial’ or ‘local’ pharmacy) to refill a prescription that originated from another VA Pharmacy location. The VA Pharmacy location where the prescription originated is the ‘host’ (‘remote’) facility.

VistA utilizes HL7 to send a query message to the eMI ESB. eMI sends the HL7 message to the HDR/CDS Repository and medications return to the querying site. The prescriptions display below any ‘local’ prescriptions on the Medication Profile view. The Pharmacist can then view and choose a ‘host’ prescription and will be able to refill or partially fill any active non-controlled substance prescription at either facility.

Entries log for all ‘host’ and ‘dispensing’ refills and partial fills into a new file called ‘REMOTE PRESCRIPTION LOG (#52.09)’. The entries are viewable using the OneVA Pharmacy Prescription Report functionality.

With this integrated VistA patch, several points of failure could occur. The systems design will allow the process to continue if any of the various integration points fail, however, remote prescriptions will not display to the Pharmacist on the Medication Profile view.

There are application error messages that will display during the search for the patient and the patient’s prescriptions. They are:

- No patient error message:
PATIENT IDENTIFIER NOT FOUND
- Multiple patients returned error messages:
MORE THAN ONE PATIENT RETURNED IN CALL TO HDR-CDS
MORE THAN ONE PATIENT FOUND ON RX DATABASE, CHECK ICN
- Patient returned, no prescription data returned error message:
PATIENT FOUND WITH NO PRESCRIPTION RECORDS
- Patient returned, no prescription data matching filters returned error message:
PATIENT FOUND WITH NO PRESCRIPTION RECORDS MATCHING SEARCH CRITERIA

5.1. Special Instructions for Error Correction

Significant errors are errors or conditions that affect the system stability, availability, performance, or otherwise make the system unavailable to its user base. For any significant error, please contact your local support.

6. Acronyms and Abbreviations

The following table provides the list of acronyms used throughout the document along with their descriptions.

Table 3 Acronym & Abbreviation Table

Acronym/Abbreviation	Description
[DIUSER]	FileMan Menu
[PSO LM BACKDOOR ORDERS]	Patient Prescription Processing Menu
[PSO MANAGER]	Outpatient Pharmacy Manager Menu
[PSO MENU]	Pharmacy Menu
[PSO REMOTE RX REPORT]	OneVA Pharmacy Prescription Report Menu
[PSO RX]	Rx (Prescriptions) Menu

Acronym/Abbreviation	Description
AITC	Austin Information Technology Center
C/HDR	Clinical/Health Data Repository
CDS	Clinical Data Services
Clin1	Clinical Product Support Team 1
DAYTSHR	Dayton Test Laboratory VistA instance
DoD	Department of Defense
eMI	Enterprise Messaging Infrastructure
EPMO	Office of Information and Technology Enterprise Program Management Office
ESB	Enterprise Service Bus
GOV	Government
HDR	Health Data Repository
HL7	Health Level 7
ICN	Integrated Control Number
IOC	Initial Operating Capability
IT	Information Technology
MVI	Master Veteran Index
NPI	National Provider Identifier
NSD	National Service Desk
OI&T	Office of Information and Technology
OMB	Office of Management and Budget
OP	Outpatient Pharmacy
OP	OneVA Pharmacy Partial Fill
OR	OneVA Pharmacy Refill
PII	Personally Identifiable Information
PR	Partial Refill (Local)

Acronym/Abbreviation	Description
PSO	Outpatient Prescription Pharmacy
RF	Refill (Local)
Rx	Prescription
SDM	Service Desk Manager
VA	Department of Veterans Affairs
VAMC	Veterans Affairs Medical Center
VDL	VA Software Document Library
VHA	Department of Veterans Health Administration
VistA	Veterans Health Information Systems and Technology Architecture

7. Appendix

A. Frequently Asked Questions (FAQ)

- 1) What is the Value to me as the Veteran?

The previous ‘Coordinated Care for Traveling Veterans’ handbook required either a visit to the Emergency Room/Urgent Care Center or a pharmacy clinic visit to obtain a new prescription. OneVA Pharmacy makes the best use of the prescription already on file at another VA medical center.

Audience: Veteran

- 2) What if I have never been registered at the VA where I’m trying to pick up my prescription?

Veterans must register/enroll at the VA medical center in order for the pharmacy to see their records.

Audience: Veteran

- 3) Does OneVA pharmacy benefit me if I’m not traveling?

Use existing processes to contact the VA where your prescription is on file to request a refill.

Audience: Veteran

- 4) Do you still need to enter Allergies in to the Pharmacy profile?

VistA pharmacy will display allergies and adverse reactions from all remote facilities.

Audience: Pharmacy

- 5) Can we send the prescription to CMOP?

OneVA Pharmacy is designed to provide an immediate fill at the Pharmacy window.

OneVA Pharmacy

Audience: Pharmacy

- 6) Can any prescription be filled by OneVA pharmacy?

Controlled substances (CS at one or both facilities) cannot be filled via OneVA pharmacy. Drugs not matched to the National Drug file cannot be filled via OneVA Pharmacy. Prescriptions with no remaining refills, on suspense or on hold cannot be filled.

Audience: Pharmacy, Veteran

- 7) What should I do if I do not have the medication in stock?

Order the medication if the Veteran can return the next day, mail from CMOP to a temporary address, utilize the Coordinated Care for Traveling Veteran Handbook. “What would a prudent pharmacist do?”

Audience: Pharmacy

- 8) What information is kept in my VistA system and what information is kept at the host VistA system?

The dispensing VistA system tracks the information in a new OneVA Pharmacy file (not the prescription file) for reporting purposes. The refill or partial fill is tracked in the host system’s prescription file and activity log.

Audience: Pharmacy

- 9) What if it is too soon to fill?

Prescription will not be available to refill. Partial fills will be an available option. Sites can use Remote Data Views to see the fill history from the host station, especially if there are concerns for frequent partial fill requests of the same Rx.

Audience: Pharmacy

- 10) What is the dispensing name and address on the label?

The host pharmacy will be the name and address printed on the label which is consistent with how CMOP processes prescriptions.

Audience: Pharmacy

- 11) Are there any responsibilities for the host pharmacy in OneVA pharmacy?

To account for copay billing, insurance billing and subsequent refill capabilities all sites are asked to print to an OneVA Report and manually release prescriptions filled by other stations. Recommended frequency of printing report is no less than weekly.

Audience: Pharmacy

- 12) Does this affect the routine process of finishing prescriptions from the Pending file (ordering from OERR)?

Yes, OneVA pharmacy will bring in prescriptions from other VA treating facilities to create the first enterprise-wide patient-centric actionable medication profile.

Audience: Pharmacy

- 13) How does OneVA pharmacy select the drug from my drug file?

OneVA Pharmacy

The original prescription resides in the Health Data Repository (HDR). OneVA pharmacy identifies the national drug file (NDF) “VA Product” for the prescription. Matching drugs in your local drug file are identified based on that NDF product. If there is a 1:1 match found, OneVA pharmacy will recommend that drug. If there are multiple possible matches found, OneVA pharmacy will present a pick list to select from.

Audience: Pharmacy

14) How much information can you see from the Host prescription file?

OneVA pharmacy displays a limited subset of the prescription. Once the patient is registered, VistAWeb can be utilized to see details of the prescription.

Audience: Pharmacy

15) What if the original prescription uses an abbreviation that is not in our instruction file?

The prescription label is generated from the host prescription file. This is consistent with how CMOP processes prescriptions.

Audience: Pharmacy

16) OneVA pharmacy reports show cost information, which system is used to calculate medication cost?

The dispensing system’s cost is used in the report.

Audience: Pharmacy

17) Can I send an OneVA Pharmacy prescription to automation via the Outpatient Pharmacy Automation Interfaces (OPAI)?

No, this is being evaluated for future functionality. Consider window processing workflows to dispense OneVA Pharmacy fills.

Audience: Pharmacy

18) If a patient is requesting a medication that requires in-clinic administration, could I use OneVA pharmacy?

OneVA pharmacy functionality is intended for outpatient prescriptions to be dispensed at the Pharmacy window.

Audience: Pharmacy

19) How will a patient be notified that their OneVA prescription is ready for pick up?

OneVA Pharmacy does not interface with prescription ready notification boards. Consider alternative processes and workflow.

Audience: Pharmacy

(This page included for two-sided copying.)